

# THE LOEWNER ENERGY IS THE $L^2$ -NORM OF THE PRE-SCHWARZIAN OF THE UNIFORMIZING MAP

YILIN WANG

ABSTRACT. Loewner's equation provides a way to encode a simply connected domain or equivalently its uniformizing conformal map via a real-valued driving function. In the present paper, we show that the Dirichlet energy of this driving function (also known as the Loewner energy) is equal to the  $L^2$ -norm of the pre-Schwarzian of the (appropriately defined) uniformizing conformal map.

## 1. INTRODUCTION

Loewner introduced in 1923 [11] a way to encode/construct uniformizing conformal maps, via continuous iterations (now called Loewner chains) of simple infinitesimal conformal distortions. It allows to describe the uniformizing maps via a real-valued function that is usually referred to as the driving function of the Loewner chain. Loewner's motivation came from the Bieberbach conjecture and Loewner chains have in fact been an important tool in the proof of this conjecture by De Branges [2] in 1985. They are also a fundamental building block in the definition of Schramm-Loewner Evolutions by Schramm [14].

Let us very briefly recall aspects of the Loewner chain formalism in the chordal setting, which is the one that we choose to focus on here: When  $\gamma$  be a simple curve from 0 to  $\infty$  in the upper half-plane  $\mathbb{H}$ , one can choose to parametrize  $\gamma$  by the half-plane capacity of  $\gamma[0, t]$  seen from infinity grows linearly. More precisely, this means that the *mapping-out function*  $g_t$  from  $\mathbb{H} \setminus \gamma[0, t]$  to  $\mathbb{H}$ , that is normalized near infinity by  $g_t(z) = z + o(1)$  as  $z \rightarrow \infty$  does in fact satisfy  $g_t(z) = z + 2t/z + o(1/z)$ . By Carathéodory's theorem, the function  $g_t$  can be extended continuously to the tip  $\gamma_t$  of the slit  $\gamma[0, t]$  which enables to define  $W(t) := g_t(\gamma_t)$ . The real-valued function  $W$  turns out to be continuous, and it is called the *driving function* of the chord  $\gamma$  (or of the Loewner chain) in  $(\mathbb{H}, 0, \infty)$ . Loewner [11] showed (in the slightly different radial setting, but the story is essentially the same in this chordal setting, see [12]) that the functions  $t \mapsto g_t(z)$  do satisfy a very simple differential equation, which in turn shows that the driving function uniquely determines the curve  $\gamma$ .

The random curves driven by  $W(t) := \sqrt{\kappa} B_t$ , where  $\kappa > 0$  and  $B$  is one-dimensional Brownian motion are Schramm's chordal  $\text{SLE}_\kappa$  curves [14] (it can be shown that these random curves are almost surely simple when  $\kappa \leq 4$  and in that case, we are in the framework described above), which is conjectured (and for some special values of  $\kappa$ , this is proven – see [7, 15, 17]) to be the scaling limit of interfaces in some statistical physics models. Given that the action functional that is naturally related to Brownian motion is the Dirichlet energy  $\int_0^\infty \dot{W}(t)^2/2 dt$ , this energy looks like a natural quantity to investigate in the Loewner/SLE context. It has in fact been introduced and studied recently by Friz and Shekhar [4] and the author [18] independently. It should be emphasized that this Loewner energy is finite only when the simple chord  $\gamma$  is quite smooth, and that we will therefore be dealing only with fairly smooth chords in the present paper.

Since a simple chord determines its driving function, one can view this Loewner energy as a function of the chord and denote it by  $I_{\mathbb{H},0,\infty}(\gamma)$ .

Elementary scaling considerations show that for any given positive  $\lambda$ ,  $I_{\mathbb{H},0,\infty}(\lambda\gamma) = I_{\mathbb{H},0,\infty}(\gamma)$ . This enables to define the Loewner energy  $I_{D,a,b}$  of a simple chord in a simply connected domain  $D$  from  $a$  to  $b$  (where  $a$  and  $b$  are distinct prime ends of  $D$ ), to be the Loewner energy of the image of this chord in  $\mathbb{H}$  from 0 to  $\infty$  under any uniformizing map from  $D$  to  $\mathbb{H}$  which maps  $a$  and  $b$  onto 0 and  $\infty$ .

In our paper [18], we have shown that this Loewner energy was reversible, namely that  $I_{D,a,b}(\gamma) = I_{D,b,a}(\gamma)$ . Even though this is a result about deterministic Loewner chains, our proof was based on the reversibility of  $\text{SLE}_\kappa$  and on an interpretation of the Loewner energy as a large deviation functional for  $\text{SLE}_\kappa$  as  $\kappa \rightarrow 0+$ . This result raised the question whether there is a way to express the Loewner energy directly in terms of the final conformal maps without reference to the underlying Loewner chains. As the title of the present paper suggests, our main result here is providing such a description.

Before stating one result in more detail, let us introduce some notation: It turns out to be more convenient to work in a slit plane rather than in the upper half-plane (this just corresponds to conjugation of  $g_t$  by the square map). In other words, one looks at a chord from 0 to  $\infty$  in the slit plane  $\Sigma := \mathbb{C} \setminus \mathbb{R}_+$ . Such a chord divides the slit plane into two connected components  $H_1$  and  $H_2$ , and one can then define  $h_i$  to be a conformal map from  $H_i$  onto a half-plane which fixes  $\infty$ . See Figure 1 for a picturesque description of these two maps. Let  $h$  be the map defined on  $\Sigma \setminus \gamma$ , which coincides with  $h_i$  on  $H_i$ .

Here and in the sequel  $\text{dvol}(\cdot)$  is the Euclidean (area) measure on  $\mathbb{C}$ .

**Theorem 1.1.** *When  $\gamma$  is a chord from 0 to infinity in  $\Sigma$  with finite Loewner energy, then*

$$I_{\Sigma,0,\infty}(\gamma) = \frac{1}{\pi} \int_{\Sigma \setminus \gamma} \left| \frac{h''(z)}{h'(z)} \right|^2 \text{dvol}(z).$$

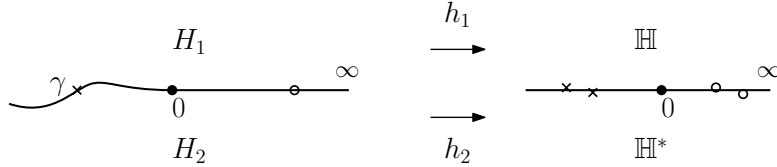


FIGURE 1. We often choose the half-planes to be  $\mathbb{H}$  and the lower half-plane  $\mathbb{H}^*$  as the image of  $h_1$  and  $h_2$  to fit into the Loewner setting. However, it is clear that the right-hand side of the equality in Theorem 1.1 is invariant under transformations  $z \mapsto az + b$ , where  $a \in \mathbb{C}^*$  and  $b \in \mathbb{C}$ .

Let us now say a few words about the strategy of our proof. We will first derive this result for piecewise linear driving functions, and then derive the general case via approximations by such chords. It is worth emphasizing that already in the case of a piecewise linear driving functions where the maps  $h$  are almost explicit, the proof is not immediate.

As we will try to heuristically argue at the end of this paper, it is possible to view this result as a  $\kappa \rightarrow 0+$  limit of some relations between  $\text{SLE}_\kappa$  curves and Liouville Quantum gravity, as pioneered by Sheffield in [16].

The Loewner energy also has a natural generalization to oriented simple loops (Jordan curves) with a marked point (root) embedded in the Riemann sphere, such that if we

identify the simple chord  $\gamma$  in  $\Sigma$  connecting 0 to  $\infty$  with the loop  $\gamma \cup \mathbb{R}_+$ , then the loop energy of  $\gamma \cup \mathbb{R}_+$  rooted at  $\infty$  and oriented as  $\gamma$  is equal to the chordal Loewner energy of  $\gamma$  in  $(\Sigma, 0, \infty)$ . We have shown in [13] that this loop Loewner energy depends only the image (i.e. of the trace) of the loop (in particular, it does not depend on the root of the loop). In Section 6 of the present paper, we will derive the counterpart of Theorem 1.1 for loops (it is Theorem 6.1).

In work in preparation, we plan to provide another domain integral expression of the Loewner energy, e.g. involving the determinants of Laplacians (that one can also interpret it as renormalized Brownian loop measure of Brownian loops attached to the Jordan curve) and we will discuss its relation to parametrization-independence of the Loewner energy. We also plan to use our results to tie rather direct links between this Loewner energy and Teichmüller theory.

**Acknowledgements.** I would like to thank Wendelin Werner for numerous inspiring discussions as well as his help during the preparation of the manuscript.

## 2. PRELIMINARIES AND NOTATION

In this paper, a *domain* will mean a simply connected open subset of  $\mathbb{C}$  whose boundary can be parametrized by a non self-intersecting continuous curve (not necessarily injective). We orient and parametrize this boundary so that it winds anti-clockwise around the domain. When the boundary is a Jordan curve then we say that the domain is a *Jordan domain*.

We first recall that a real-valued function  $f$  defined on the compact interval  $I = [a, b]$  is *absolutely continuous* (AC) if there exists a Lebesgue integrable function  $g$  on  $[a, b]$ , such that

$$f(x) = f(a) + \int_a^x g(t) dt, \quad \text{for } x \in [a, b].$$

It is elementary to check that this is equivalent to any of the following two conditions (see [1] Sec. 4.4):

(AC1) For every  $\varepsilon > 0$ , there is  $\delta > 0$  such that whenever a finite sequence of pairwise disjoint sub-intervals  $(x_k, y_k)$  of  $I$  with  $x_k, y_k \in I$  and  $\sum_k (y_k - x_k) < \delta$ , then

$$\sum_k |f(y_k) - f(x_k)| < \varepsilon.$$

(AC2)  $f$  has derivative almost everywhere, the derivative is Lebesgue integrable, and

$$f(x) = f(a) + \int_a^x f'(t) dt, \quad \text{for } x \in [a, b].$$

A function  $f$  defined on a non-compact interval  $I$  is said to be AC if  $f$  is AC on all the compact sub-intervals  $[a, b] \subset I$ .

We now generalize the definition of the Loewner energy of a chord  $\gamma$  in  $(D, a, b)$  that we gave in the introduction to the case of chords that start at  $a$  but do not make it all the way to  $b$ . The steps of the definition are exactly the same:

- First, consider the case of the upper half-plane, and consider a finite simple chord  $\gamma := \gamma[0, T]$ , parametrized by its half-plane capacity. We then let  $W$  be the driving function of the chord, and we set

$$I_{\mathbb{H}, 0, \infty}(\gamma[0, T]) := \frac{1}{2} \int_0^T \dot{W}(t)^2 dt \quad \text{when } W \text{ is absolutely continuous}$$

and  $I_{\mathbb{H},0,\infty}(\gamma[0,T]) = \infty$  if  $W$  is not AC. In other words, let

$$\mathcal{D}_T := \left\{ W : [0, T] \rightarrow \mathbb{R}, W(0) = 0, W \text{ is AC and } \int_0^T \dot{W}(t)^2 dt < \infty \right\},$$

then  $I_{\mathbb{H},0,\infty}(\gamma[0,T]) < \infty$  if and only if  $W \in \mathcal{D}_T$ . The natural norm on  $\mathcal{D}_T$  is given by

$$\|W\|_{\mathcal{D}_T} := \sqrt{\int_0^T \dot{W}(t)^2 / 2 dt}.$$

- We note that this definition of the energy of the chord  $\gamma[0, T]$  is invariant under scaling, so that for any conformal map  $\phi$  from  $\mathbb{H}$  onto some simply connected domain  $D$ , we can define

$$I_{D,a,b}(\phi \circ \gamma[0, T]) := I_{\mathbb{H},0,\infty}(\gamma[0, T]),$$

where  $a = \phi(0)$  and  $b = \phi(\infty)$ .

Let us list some other properties of finite Loewner energy curves: If  $\gamma$  has finite energy in  $(D, a, b)$  and is parametrized by capacity (the parametrization pulled back by the uniformizing map  $\phi$ ), then

- $I_{D,a,b}(\gamma) = 0$  if and only if  $\gamma$  is contained in the conformal geodesic in  $D$  from  $a$  to  $b$ , i.e.  $\gamma = \phi^{-1}(i[0, s])$  for some  $s \in [0, \infty]$ .
- $\gamma$  is a rectifiable simple curve ([4] Thm. 2. iv).
- $\gamma$  is a quasi-conformal curve, that is the image of the hyperbolic geodesic in  $D$  between  $a$  and  $b$  under a quasi-conformal map from  $D$  onto itself fixing  $a$  and  $b$ . In particular,  $b$  is the only boundary point hit by  $\gamma_t$  and it happens only when  $t = T = \infty$  ([18] Prop. 2.1). For the basics on quasi-conformal mappings, readers may consult [8] and [9].
- $I$ -Additivity: Since  $\forall t \leq T$ ,

$$\frac{1}{2} \int_0^T \dot{W}(r)^2 dr = \frac{1}{2} \int_0^t \dot{W}(r)^2 dr + \frac{1}{2} \int_t^T \dot{W}(r)^2 dr,$$

it follows from the definition of the driving function and the Loewner energy that

$$(1) \quad I_{D,a,b}(\gamma[0, T]) = I_{D,a,b}(\gamma[0, t]) + I_{D \setminus \gamma[0, t], \gamma_t, b}(\gamma[t, T]).$$

In particular, if  $W$  is constant on  $[t, T]$ ,  $\gamma[t, T]$  is contained in the conformal geodesic of  $D \setminus \gamma[0, t]$  from  $\gamma_t$  to  $b$ .

- $\gamma$  has no corners. See [13] Section 2.1.
- $\gamma$  need not be  $C^1$  (see the example of slow-spirals in [13] Section 4.2).

From now on in this section, we restrict ourselves in the domain  $(D, a, b) = (\Sigma, 0, \infty)$ . We will abbreviate  $I_{(\Sigma,0,\infty)}$  as  $I$ . We choose  $\sqrt{\cdot}$ , the square root map taking values in the upper half-plane  $\mathbb{H}$ , to be the uniformizing conformal map of  $(\Sigma, 0, \infty)$ , so that the capacity of a bounded hull in  $\Sigma$ , as well as the driving function of Loewner chains in  $(\Sigma, 0, \infty)$  are well-defined (and not up to scaling).

The following result is the counterpart of Theorem 1.1 for chords that do not make it all the way to infinity (i.e.  $T < \infty$ ): Let  $\gamma$  be a finite energy simple curve in  $(\Sigma, 0, \infty)$ ,

$$(2) \quad I(\gamma[0, T]) = \frac{1}{\pi} \int_{\Sigma \setminus \gamma[0, T]} \left| \frac{h_T''(z)}{h_T'(z)} \right|^2 d\text{vol}(z),$$

where  $h_T : \Sigma \setminus \gamma \rightarrow \Sigma$  is the conformal mapping-out function of  $\gamma[0, T]$ , such that  $h_T(\gamma_T) = 0$  and  $h_T(z) = z + O(1)$  as  $z \rightarrow \infty$ .

Note that (2) appears to be a weaker statement than Theorem 1.1. Indeed, if we consider  $W$  as in (2) and then defines  $\tilde{W}$  on all of  $[0, \infty)$  by  $\tilde{W}(t) := W(\min(t, T))$ , then  $\tilde{W}$  does generate the chord  $\tilde{\gamma}$  from 0 to infinity in  $\Sigma$  that coincides with  $\gamma$  up to time  $T$  and then continues along the conformal geodesic from  $\gamma_T$  to infinity in  $\Sigma \setminus \gamma[0, T]$  (see Figure 2).

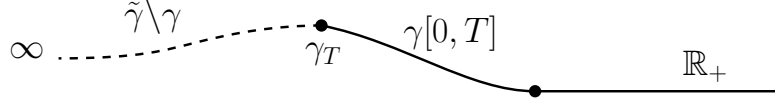


FIGURE 2. The infinite capacity curve  $\tilde{\gamma}$  is the completion of  $\gamma$  by adding the conformal geodesic  $\tilde{\gamma} \setminus \gamma = h_T^{-1}(\mathbb{R}_-)$  connecting  $\gamma_T$  to  $\infty$  in  $\Sigma \setminus \gamma[0, T]$ .

It is easy to see that the restriction of  $h_T$  to  $\Sigma \setminus \tilde{\gamma}$  is an admissible choice for  $\tilde{h}$  (with obvious notation), which maps  $\Sigma \setminus \tilde{\gamma}$  to two half-planes, so that (2) is a rephrasing of Theorem 1.1 for  $\tilde{\gamma}$ . However, we will explain how it is in fact possible to deduce Theorem 1.1 from (2) by letting  $T \rightarrow \infty$  in Section 6 while proving the more general Theorem 6.1 for simple loops. We will therefore aim at establishing (2).

In the sequel we will denote the right-hand side of (2) by  $J(h_T)$ . Note that

$$\frac{\pi J(h_T)}{2} = \frac{1}{2} \int_{\Sigma \setminus \gamma} \left| \frac{h_T''(z)}{h_T'(z)} \right|^2 d\text{vol}(z) = \frac{1}{2} \int_{\Sigma \setminus \gamma} |\nabla \sigma_{h_T}(z)|^2 d\text{vol}(z)$$

is the Dirichlet energy of

$$\sigma_{h_T}(z) := \log |h_T'(z)|.$$

It is worthwhile noticing that this energy is formally the same for  $h = h_T$  as for its inverse map  $\varphi = h^{-1}$ . More precisely, one has  $\sigma_h \circ \varphi = -\sigma_\varphi$  and

$$\begin{aligned} \frac{1}{\pi} \int_{\Sigma} |\nabla \sigma_\varphi(z)|^2 d\text{vol}(z) &= \frac{1}{\pi} \int_{\Sigma} |\nabla (\sigma_h \circ \varphi(z))|^2 d\text{vol}(z) \\ (3) \qquad \qquad \qquad &= \frac{1}{\pi} \int_{\Sigma} |\nabla \sigma_h|^2(\varphi(z)) |\varphi'(z)|^2 d\text{vol}(z) \\ &= \frac{1}{\pi} \int_{\Sigma \setminus \gamma} |\nabla \sigma_h|^2(y) d\text{vol}(y). \end{aligned}$$

We will first consider regular enough curves in the proof of (2), the following theorem states that the regularity of the curve is nicely characterized by the regularity of its driving function:

**Theorem A** (see [13] and [19]). *For  $0 < \alpha < 1$ ,  $\alpha \neq 1/2$ , A simple curve  $\gamma$  is  $C^{1,\alpha}$  if and only if it is driven by  $C^{\alpha+1/2}$  function.*

It allows us to deduce the regularity of the completed chord  $\tilde{\gamma}$  from the regularity of  $\gamma$ .

**Corollary 2.1.** *If  $T < \infty$ ,  $0 < \alpha \leq 1$  and  $\gamma[0, T]$  is  $C^{1,\alpha}$ . Then  $\tilde{\gamma}$  is  $C^{1,\beta}$ , where  $\beta = \alpha$  if  $\alpha < 1/2$ , and  $\beta$  can take any value less than  $1/2$  if  $\alpha \geq 1/2$ .*

*Proof.* From Theorem A, the driving function  $W$  of  $\gamma$  is in  $C^{\alpha+1/2}$  if  $\alpha \neq 1/2$ . The completion of  $\gamma$  by conformal geodesic  $\tilde{\gamma}$  is driven by  $\tilde{W} = W(\min(t, T))$ , is then in  $C^{0, \min(\alpha+1/2, 1)}$ . It in turn implies that  $\tilde{\gamma}$  is in  $C^{1, \beta}$ .

If  $\alpha = 1/2$ , it suffices to replace  $\alpha$  by  $1/2 - \varepsilon$  for small enough  $\varepsilon$ .  $\square$

### 3. J-ADDITIVITY

Recall that  $I$  satisfies the additivity property (1). The first step in our proof of the fact that  $J = I$  will be to first show that  $J$  satisfies the same additivity property in the case of regular curves  $\gamma$  (this is our Proposition 3.3 which is the purpose of this section). More precisely, in this section, we deal mainly with a curve  $\gamma$  driven by an AC function  $W : [0, T] \rightarrow \mathbb{R}$  such that  $\gamma \cup \mathbb{R}_+$  is  $C^{1, \alpha}$  for some  $\alpha > 0$ . This is equivalent to say that the extended driving function  $\bar{W} : (-\infty, T] \rightarrow \mathbb{R}$  of  $W$ , such that  $\bar{W}(t) = 0$  for  $t \leq 0$  has Hölder exponent larger than  $1/2$ . In fact,  $\bar{W}$  is the driving function for the embedded arc  $\gamma \cup \mathbb{R}_+$  rooted at  $\infty$  (see Section 6 for more details).

Let us first recall some classical analytical tools: Let  $D$  be a Jordan domain with boundary  $\Gamma$  and let  $\varphi$  be a conformal mapping from  $\mathbb{D}$  onto  $D$ . From Carathéodory theorem (see e.g. [5] Thm. I.3.1),  $\varphi$  can be extended into a one-to-one map continuous map from  $\mathbb{D}$  onto  $\bar{D}$ . Moreover, the regularity of  $\varphi$  is related to the regularity of  $\Gamma$  from Kellog's theorem:

**Theorem B** (Kellog's theorem, see e.g. [5] Thm. II.4.3). *Let  $n \in \mathbb{N}^*$ , and  $0 < \alpha < 1$ . Then the following conditions are equivalent :*

- (a)  $\Gamma$  is of class  $C^{n, \alpha}$ .
- (b)  $\arg(\varphi')$  is in  $C^{n-1, \alpha}(\partial\mathbb{D})$ .
- (c)  $\varphi \in C^{n, \alpha}(\bar{\mathbb{D}})$  and  $\varphi' \neq 0$  on  $\bar{\mathbb{D}}$ .

If one of the above condition holds, we say that  $D$  is a  $C^{n, \alpha}$  domain. When  $\alpha = 0$ , conditions (a) and (b) are still equivalent.

An unbounded domain is said to be  $C^{n, \alpha}$  if there exists a Möbius map mapping it to a bounded  $C^{n, \alpha}$  domain. If  $H$  is  $C^{1, \alpha}$  domain, with  $0 < \alpha < 1$  and  $0, \infty \in \partial H$ . We will parametrize its boundary  $\Gamma$  by arclength  $\Gamma : \mathbb{R} \rightarrow \partial H$ , such that  $\Gamma(0) = 0$ . Let  $\phi$  be a conformal map fixing  $\infty$  from  $H$  onto a half-plane. Theorem B and the inverse function theorem imply in particular, both  $\sigma_\phi$  and its conjugate  $\nu_\phi = \arg(\phi')$  are in  $C^\alpha(\bar{H})$ .

**Lemma 3.1** (Extension of Stokes' formula). *If we assume furthermore that*

$$(4) \quad |\nabla \sigma_\phi(z)| = o(|z|^{-1})$$

as  $z \rightarrow \infty$ , then for all smooth bounded function  $g \in C_b^\infty(\bar{H})$  with bounded gradient,

$$(5) \quad \int_H \nabla g(z) \cdot \nabla \sigma_\phi(z) \, d\text{vol}(z) = - \int_{\mathbb{R}} g(\Gamma(s)) \, d\tau(s),$$

where  $\tau(s) := \arg(\Gamma'(s))$  chosen to be continuous, and the integral on the right-hand side is Riemann-Stieltjes integral.

The existence of the Riemann integral against  $d\tau(s)$  is due to a classical result of Young [20]:

**Theorem C** (Young's integral). *If  $X \in C^\alpha([0, T], \mathbb{R})$  and  $Y \in C^\beta([0, T], \mathbb{R})$ ,  $\alpha + \beta > 1$ ,  $\alpha, \beta \leq 1$ , then the limit below exists and we define*

$$\int_0^T Y(u) \, dX(u) := \lim_{|P| \rightarrow 0} \sum_{(u, v) \in P} Y(u)(X(v) - X(u))$$

where  $P$  is a partition of  $[0, T]$ ,  $|P|$  the mesh size of  $P$ . The above limit is also equal to

$$\lim_{|P| \rightarrow 0} \sum_{(u,v) \in P} Y(v)(X(v) - X(u))$$

and the integration by parts holds:

$$\int_0^T Y(u) dX(u) = Y(T)X(T) - Y(0)X(0) - \int_0^T X(u) dY(u).$$

Moreover, one has the bounds: for  $0 \leq s < t \leq T$ ,

$$(a) \left| \int_s^t Y(u) dX(u) \right| \lesssim \|Y\|_\beta \|X\|_\alpha |t - s|^{\alpha+\beta}.$$

$$(b) \left\| \int_0^\cdot Y(u) dX(u) \right\|_\alpha \lesssim (|Y(0)| + \|Y\|_\beta) \|X\|_\alpha,$$

where  $\lesssim$  means inequality up to a multiplicative constant depending on  $\alpha, \beta$  and  $T$ .

Notice that when  $\Gamma$  is regular enough ( $C^{2,\alpha}$  for instance), such that  $\partial_n \sigma_\phi$  is well defined on the boundary, the above lemma is indeed just Stokes' formula

$$\begin{aligned} \int_H \nabla g(z) \cdot \nabla \sigma_\phi(z) d\text{vol}(z) &= - \int_H g(z) \Delta \sigma_\phi(z) d\text{vol}(z) + \int_\Gamma g(z) \partial_n \sigma_\phi(z) dl(z) \\ &= \int_\Gamma -g(z) k_0(z) dl(z), \end{aligned}$$

where  $k_0(z)$  the geodesic curvature of  $\partial H$  at  $z$  and  $dl$  is integration w.r.t. the arclength on the boundary. In this case, the first equality is due to the fact that the integral of  $g(z) \partial_n \sigma_\phi(z) dl(z)$  on the arc  $\partial B(0, R) \cap H$  converges to 0 as  $R \rightarrow \infty$  using (4). The second equality follows from the fact that  $\sigma_\phi(z)$  is harmonic and that

$$\partial_n \sigma_\phi(z) = k(\phi(z)) e^{\sigma_\phi(z)} - k_0(z),$$

where  $k(z)$  is the geodesic curvature of  $\partial \mathbb{H}$  at  $\phi(z)$ , which is zero. Hence, the lemma's goal is to deal with the case where the boundary regularity is weaker.

*Proof of Lemma 3.1.* Since  $H$  is a  $C^{1,\alpha}$  domain, there exists  $c \in \mathbb{R}$  such that  $\nu_\phi(z) = \arg(\phi'(z)) = c + o(1)$  as  $z \rightarrow \infty$ . By replacing  $\phi$  by  $\exp(-ic)\phi$ , we may assume that

$$(6) \quad \nu_\phi(z) = o(1).$$

Since (5) is unchanged if we replace  $\phi$  by  $a\phi + b$  for  $a \in \mathbb{C}^*$  and  $b \in \mathbb{C}$ . We also assume that  $\phi(H) = \mathbb{H}$ .

Let  $H_\varepsilon = \phi^{-1}(\mathbb{H} + i\varepsilon)$  with boundary  $\Gamma_\varepsilon = \phi^{-1}(\mathbb{R} + i\varepsilon)$  parametrized by arclength:  $s \rightarrow \Gamma_\varepsilon(s)$ . We choose the parametrization such that  $\Gamma_\varepsilon(0) \rightarrow \Gamma(0)$  as  $\varepsilon \rightarrow 0$ . Since  $\Gamma_\varepsilon$  is analytic, the remark above applies under the condition (4) and one gets

$$\begin{aligned} \int_{H_\varepsilon} \nabla g(z) \cdot \nabla \sigma_\phi(z) d\text{vol}(z) &= \int_{\Gamma_\varepsilon} g(z) \partial_n \sigma_\phi(z) dz = \int_{\mathbb{R}} g(\Gamma_\varepsilon(s)) \partial_s \nu_\phi(\Gamma_\varepsilon(s)) ds \\ &= \int_{\mathbb{R}} -\partial_s g(\Gamma_\varepsilon(s)) \nu_\phi(\Gamma_\varepsilon(s)) ds \end{aligned}$$

by integration by part using (6). Since  $\phi^{-1} \in C^{1,\alpha}(\overline{\mathbb{H}})$ , the bijective map  $\psi$  from  $\mathbb{H}$  to itself  $(x, y) \mapsto (s, y)$  such that  $\Gamma_y(s) = \phi^{-1}(x + iy)$  is  $C^\alpha$ . So the inverse of  $\psi$  is continuous which implies  $\Gamma_\varepsilon(\cdot)$  converges to  $\Gamma(\cdot)$  uniformly on compacts. Hence on compacts,  $\nu_\phi(\Gamma_\varepsilon(\cdot))$  converges uniformly to  $\nu_\phi(\Gamma(\cdot))$ . Combining with (6) and the boundedness of  $\partial_s g(\Gamma(s))$ , the above integral converges as  $\varepsilon \rightarrow 0$  to

$$\int_{\mathbb{R}} -\partial_s g(\Gamma(s)) \nu_\phi(\Gamma(s)) ds = \int_{\mathbb{R}} g(\Gamma(s)) d\nu_\phi(\Gamma(s)) = \int_{\mathbb{R}} -g(\Gamma(s)) d\tau(s),$$



since  $g(\Gamma(\cdot))$  is at least  $C^1$  and  $\nu_\phi(\Gamma(\cdot))$  is  $C^\alpha$ , the integration by parts in the first equality holds. In the second equality, we have used  $d\nu_\phi(\Gamma(s)) = -d\arg(\Gamma'(s))$ .  $\square$

Now we would like to apply Lemma 3.1 to the special case of the slit domain  $\Sigma \setminus \gamma$  where  $\gamma \cup \mathbb{R}_+$  is at least  $C^{1,\alpha}$ ,  $\alpha > 0$ . A little bit of caution is needed because this is not a  $C^{1,\alpha}$  domain. However, Corollary 2.1 shows that the completion of  $\gamma$  by conformal geodesic connecting  $\gamma(T)$  and  $\infty$  in  $\Sigma \setminus \gamma$  is  $C^{1,\beta}$  for some  $0 < \beta < 1/2$ . The complement of  $\tilde{\gamma} \cup \mathbb{R}_+$  has two connected components  $H_1$  and  $H_2$ , which are unbounded  $C^{1,\beta}$  domains. In fact, the regularity of  $\tilde{\gamma} \cup \mathbb{R}_+$  at  $\infty$  (after being mapped to a finite point via Möbius transformation) can be easily computed and is at least  $C^{1,1/2}$ . And the mapping-out function  $h = h_T$  maps both domains to  $\mathbb{H}$  and the lower-half plane  $\mathbb{H}^*$  respectively.

We parametrize  $\Gamma = \tilde{\gamma} \cup \mathbb{R}_+$  by arclength such that  $\Gamma(0) = 0$  and consider it as the boundary of  $H_1$  (so that  $H_1$  is on the left-hand side of  $\Gamma$ ), we denote by  $\tilde{\Gamma}(s) = \Gamma(-s)$  the arclength-parametrized boundary of  $H_2$  (see Figure 1).

**Proposition 3.2.** *If a finite capacity curve  $\gamma$  in  $(\Sigma, 0, \infty)$  satisfies:*

- $\gamma$  is driven by AC function,
- $\gamma \cup \mathbb{R}_+$  is  $C^{1,\alpha}$  for some  $\alpha > 0$ ,
- $\nabla \sigma_h$  is in  $L^2(\Sigma \setminus \gamma)$ .

*Then for  $g \in C^\infty(\Sigma)$  such that  $\nabla g \in L^2(\Sigma)$ ,*

$$\int_{\Sigma \setminus \gamma} \nabla g(z) \cdot \nabla \sigma_h(z) d\text{vol}(z) = 0.$$

*Proof.* We have already seen that  $H_1$  and  $H_2$  are  $C^{1,\beta}$  domains for some  $\beta > 0$ . We will apply Lemma 3.1 to them. For that we need to check that (4) is satisfied. The centered forward Loewner flow  $f_t(\cdot) := g_t(\cdot) - W(t)$  of the simple curve  $\eta$  in  $\mathbb{H}$  driven by an absolutely continuous function  $W$  satisfies

$$\partial_t f_t(z) = 2/f_t(z) - \dot{W}(t).$$

The mapping-out function  $h_t$  for  $\gamma[0, t] = \eta[0, t]^2$ , defined as  $h_t(z) = f_t^2(\sqrt{z})$  satisfies

$$\partial_t h_t(z) = 2f_t(\sqrt{z})(2/f_t(z) - \dot{W}(t)) = 4 - 2\dot{W}(t)f_t(\sqrt{z}).$$

Taking derivatives in  $z$ ,

$$h'_t(z) = \frac{f_t(\sqrt{z})f'_t(\sqrt{z})}{\sqrt{z}} \text{ and } \partial_t h'_t(z) = -\dot{W}(t)\frac{f'_t(\sqrt{z})}{\sqrt{z}}.$$

Using the short-hand  $\sigma_t$  for  $\sigma_{h_t}$  and  $\sigma_T$  for  $\sigma_h$ , one gets

$$(7) \quad \partial_t \sigma_t(z) = \text{Re} \left( \frac{\partial_t h'_t(z)}{h'_t(z)} \right) = \text{Re} \left( \frac{-\dot{W}(t)}{f_t(\sqrt{z})} \right).$$

Taking the gradient:

$$|\partial_t \nabla \sigma_t(z)| = \left| \frac{\dot{W}(t)f'_t(\sqrt{z})}{2f_t^2(\sqrt{z})\sqrt{z}} \right| = O(|\dot{W}(t)||z|^{-3/2})$$

as  $|z| \rightarrow \infty$ . Since  $W$  has bounded variation,

$$(8) \quad |\nabla \sigma_T(z)| = O(|z|^{-3/2}),$$

as  $z$  goes to infinity.



If  $g$  is in  $C^\infty(\Sigma)$  with bounded gradient, and if both  $g|_{H_1}$  and  $g|_{H_2}$  can be extended to  $C^\infty(\overline{H_1})$  and  $C^\infty(\overline{H_2})$ , then Lemma 3.1 applies:

$$\begin{aligned} \int_{\Sigma \setminus \gamma} \nabla g(z) \cdot \nabla \sigma_h(z) \, d\text{vol}(z) &= \left( \int_{H_1} + \int_{H_2} \right) \nabla g(z) \cdot \nabla \sigma_h(z) \, d\text{vol}(z) \\ &= - \int_{\mathbb{R}} g(\Gamma(s)) \, d\tau(s) - \int_{\mathbb{R}} g(\tilde{\Gamma}(s)) \, d\tilde{\tau}(s) \end{aligned}$$

where  $\tau(s) = \arg(\Gamma'(s))$ , and  $\tilde{\tau}(s) = \arg(\tilde{\Gamma}'(s)) = \tau(-s) + \pi$ .

Since  $\Gamma(s) \in \Sigma$  for  $s < 0$ , and  $d\tau(s) = 0$  for  $s \geq 0$ , it follows that this quantity is also equal to

$$\begin{aligned} - \int_{-\infty}^0 g(\Gamma(s)) \, d\tau(s) - \int_0^{+\infty} g(\Gamma(-s)) \, d\tau(-s) &= - \int_{-\infty}^0 g(\Gamma(s)) \, d\tau(s) - \int_0^{-\infty} g(\Gamma(t)) \, d\tau(t) \\ &= 0. \end{aligned}$$

The conclusion then follows from the density of  $\nabla g$  in  $L^2(\Sigma)$  of such functions  $g$ , and the fact that  $\nabla \sigma_h \in L^2(\Sigma \setminus \gamma)$ .  $\square$

We are now ready to state and prove the  $J$ -additivity for sufficiently smooth curves: Let  $h_t$  be the mapping-out function of  $\gamma[0, t]$  as in the proof of Proposition 3.2. We denote for  $s < t$ ,  $h_{t,s} = h_t \circ h_s^{-1}$ , the mapping-out function of  $h_s(\gamma[s, t])$ .

**Proposition 3.3** (Weak J-Additivity). *If  $\gamma$  is a simple curve in  $(\Sigma, 0, \infty)$  driven by an AC function such that  $\gamma \cup \mathbb{R}_+$  is  $C^{1,\alpha}$ . For  $0 \leq s < t \leq T$ , if both  $J(h_s)$  and  $J(h_{t,s})$  are finite, then  $J(h_t) = J(h_s) + J(h_{t,s})$ .*

*Proof.* Let  $\gamma := \gamma[0, t]$ ,  $\hat{\gamma} := h_s(\gamma[s, t])$ . We write  $\sigma_r(z) = \log |h'_r(z)|$  and  $\sigma_{t,s}(z) = \log |h'_{t,s}(z)|$ . Since

$$\sigma_t(z) = \log |h'_t(z)| = \log |(h_{t,s} \circ h_s)'(z)| = \sigma_{t,s}(h_s(z)) + \sigma_s(z),$$

we deduce

$$\begin{aligned} \pi J(h_t) &= \pi J(h_s) + \int_{\Sigma \setminus \gamma} \left| \nabla \sigma_{t,s}(h_s(z)) \right|^2 \, d\text{vol}(z) \\ &\quad + 2 \int_{\Sigma \setminus \gamma} \nabla \sigma_s(z) \cdot \nabla \sigma_{t,s}(h_s(z)) \, d\text{vol}(z). \end{aligned}$$

The second term on the right-hand side equals to  $\pi J(h_{t,s})$  by the conformal invariance of the Dirichlet energy. Now we show that the third term vanishes. We write it in a slightly different way: it is equal to

$$\begin{aligned} &\int_{\Sigma \setminus \gamma} -\nabla \sigma_{h_s^{-1}}(h_s(z)) \cdot \nabla \sigma_{t,s}(h_s(z)) \, d\text{vol}(z) \\ &= \int_{\Sigma \setminus \hat{\gamma}} -\nabla \sigma_{h_s^{-1}}(y) \cdot \nabla \sigma_{t,s}(y) \, d\text{vol}(y). \end{aligned}$$

Since  $\sigma_{h_s^{-1}} \in C^\infty(\Sigma)$ ,  $\|\nabla \sigma_{h_s^{-1}}\|_{L^2(\Sigma)}^2 = \|\nabla \sigma_s\|_{L^2(\Sigma \setminus \gamma)}^2 = \pi J(h_s)$  and  $\|\nabla \sigma_{t,s}\|_{L^2(\Sigma \setminus \hat{\gamma})}^2 = \pi J(h_{t,s})$  are both finite,  $\hat{\gamma} \cup \mathbb{R}_+$  is at least  $C^{1,\beta}$  with the same  $\beta$  as in Corollary 2.1 for the same reason, the result then follows from Proposition 3.2.  $\square$

## 4. THE IDENTITY FOR PIECEWISE LINEAR DRIVING FUNCTIONS

Let us first prove the identity of the Loewner energy of  $\gamma$  with Dirichlet energy of  $\sigma_h$  in the special case of a curve driven by a linear function: Let  $\gamma$  be the Loewner chain in  $(\Sigma, 0, \infty)$  driven by the function  $W : [0, T] \rightarrow \mathbb{R}$ ,  $W(t) = \lambda t$  for  $\lambda \in \mathbb{R}$ . We denote again  $(f_t)$  the centered Loewner flow in  $\mathbb{H}$  driven by  $W$  and  $(h_t)$  the Loewner flow in  $\Sigma$ . In particular the mapping-out function  $h = h_T$ . For  $z = \Gamma(s)$  on the boundary  $\Gamma$  of the domain, we write  $\tau(z) := \arg(\Gamma'(s))$ .

**Proposition 4.1.** *Identity (2) holds when  $\gamma$  is driven by a linear function.*

First notice that the function  $W(t) = \lambda t$  for  $t \geq 0$  and  $W(t) = 0$  for  $t \leq 0$  is  $C^{0,1}$ . Therefore,  $\gamma \cup \mathbb{R}_+$  is  $C^{1,\alpha}$  for  $\alpha < 1/2$  by Theorem A. Once we have shown that  $J(h_\varepsilon) < \infty$  for some  $\varepsilon > 0$ , the weak  $J$ -additivity (Proposition 3.3) applies. We can note that the  $J$ -additivity and the  $I$ -additivity imply that  $J(h_T)$  and  $I(\gamma[0, T])$  are both linear with respect to  $T$ , so that it will suffice to check that  $I(\gamma[0, T]) \sim J(h_T)$  as  $T \rightarrow 0$ .

*Proof.* Notice that  $\gamma$  is in fact  $C^\infty$  curve and it is only in the neighborhood of 0 the regularity of  $\gamma \cup \mathbb{R}_+$  is  $C^{1,\alpha}$ . Hence,  $\sigma_h$  is  $C^\infty$  up to the boundary apart from 0. First we show that the Stokes' formula holds, and  $J(h)$  equals to the integral on the boundary:

$$(9) \quad J(h) = -\frac{1}{\pi} \int_{\partial(\Sigma \setminus \gamma)} \sigma_h(z) d\tau(z).$$

Since  $\Sigma \setminus \gamma$  is a slit domain, the slit is counted twice in  $\partial(\Sigma \setminus \gamma)$  with opposite orientation. The above integral reads as the limit when  $\varepsilon \rightarrow 0$  of  $\int_{\partial(\Sigma \setminus \gamma) \setminus B_\varepsilon(0)} \sigma_h(z) d\tau(z)$ . And away from 0, both  $\tau$  and  $\sigma_h$  are  $C^\infty$  so that the integral is well-defined.

We need to be careful at  $\gamma_T$  and 0 where the boundary is not regular enough to apply the Stokes' formula. The singularity at  $\gamma_T$  is actually simple to deal with: We extend  $\gamma$  to a  $C^\infty$  curve  $\bar{\gamma}$  going to  $\infty$ , since  $\sigma_h$  is continuous on  $\bar{\gamma} \setminus \gamma$ , and  $d\tau(z)$  has opposite sign on both side of  $\bar{\gamma}$ , the integral on both copies of  $\bar{\gamma} \setminus \gamma$  are canceled out. Moreover,  $J(h) = J(h|_{\Sigma \setminus \bar{\gamma}})$ , so it suffices to check that the singularity at 0 does not affect the application of the Stokes' formula.

In fact, the expression (7) is simplified to  $\partial_t \sigma_t(z) = -\lambda \operatorname{Re}(1/f_t(\sqrt{z}))$  and for  $z \in \mathbb{H}$ ,

$$\begin{aligned} \sigma_t(z) &= -\lambda \operatorname{Re} \left( \int_0^t \frac{1}{f_r(\sqrt{z})} dr \right) \\ &= \frac{-\lambda}{2} \operatorname{Re} \left( \int_0^t \partial_r f_r(\sqrt{z}) + \partial_r W_r dr \right) \\ &= -\frac{\lambda}{2} \left( \lambda t + \operatorname{Re}(f_t(\sqrt{z})) - \operatorname{Re}(\sqrt{z}) \right). \end{aligned}$$

In particular

$$|\nabla \sigma_T(z)| = \frac{\lambda}{2} \left( \frac{f'_T(\sqrt{z})}{2\sqrt{z}} - \frac{1}{2\sqrt{z}} \right) = \frac{\lambda}{2} \left( \frac{h'(\sqrt{z})}{2f_T(\sqrt{z})} - \frac{1}{2\sqrt{z}} \right) = O\left(\frac{1}{|\sqrt{z}|}\right)$$

as  $z \rightarrow 0$ , since  $h'$  is bounded on the closure of  $C^{1,\alpha}$  domain and  $f_T(\sqrt{z})$  is bounded away from 0 as  $z \rightarrow 0$ . It shows that  $\|\nabla \sigma_T\|_{L^2(B_\varepsilon(0))} \rightarrow 0$  and the integral of  $\sigma_T \partial_n \sigma_T$  along a smooth arc of length  $\varepsilon$  inside  $B_\varepsilon(0)$  go to 0 as  $\varepsilon \rightarrow 0$ . Hence for every  $\delta > 0$ , we can choose the domain  $\Sigma$  by a sub-domain  $\Sigma_\varepsilon$  with smooth boundary, which coincides with  $\Sigma$  outside of  $B_\varepsilon(0)$ , such that  $\varepsilon \rightarrow 0$  when  $\delta \rightarrow 0$ ,

$$\left| J(h_T) - \frac{1}{\pi} \int_{\Sigma_\varepsilon} |\nabla \sigma_T|^2 d\operatorname{vol}(z) \right| \leq \delta,$$

and

$$\frac{1}{\pi} \left| \int_{\partial \Sigma_\varepsilon} \sigma_T(z) \partial_n \sigma_T(z) \, dl(z) - \int_{\partial(\Sigma \setminus \gamma) \setminus B_\varepsilon(0)} \sigma_T(z) \partial_n \sigma_T(z) \, dl(z) \right| \leq \delta.$$

For  $\Sigma_\varepsilon$ , it follows from (8) and the harmonicity of  $\sigma_T$  that the Stokes' formula applies:

$$\int_{\Sigma_\varepsilon} |\nabla \sigma_T|^2 \, d\text{vol}(z) = \int_{\partial \Sigma_\varepsilon} \sigma_T(z) \partial_n \sigma_T(z) \, dl(z),$$

which yields

$$\left| J(h_T) - \int_{\partial(\Sigma \setminus \gamma) \setminus B_\varepsilon(0)} \sigma_T(z) \partial_n \sigma_T(z) \, dl(z) \right| \leq 2\delta.$$

We get (9) by letting  $\delta \rightarrow 0$  and using  $\partial_n \sigma_T(z) = -\partial_s \tau(z)$ .

Now we prove the identity

$$I(\gamma) = -\frac{1}{\pi} \int_{\partial(\Sigma \setminus \gamma)} \sigma_h(z) \, d\tau(z).$$

Similar to the computation of  $\sigma_t(z)$ ,  $\nu_t(z) := \text{Im} \log(h'_t(z))$  satisfies

$$\nu_t(z) = -\frac{\lambda}{2} \text{Im} \int_0^t \partial_r f_r(\sqrt{z}) \, dr = -\frac{\lambda}{2} \left( \text{Im}(f_t(\sqrt{z})) - \text{Im}(\sqrt{z}) \right).$$

We use the notations of  $\Gamma$  and  $\tilde{\Gamma}$  as in the description prior to Proposition 3.2 to distinguish the two copies of  $\gamma \cup \mathbb{R}_+$  as parts of the boundary. We also keep in mind that  $\gamma$  is capacity parametrized and  $\Gamma$  is arclength-parametrized. Let  $S$  be the total length of  $\gamma[0, T]$ . A point  $\gamma_t$  on  $\gamma$  can be considered as a point in both  $\Gamma$  and  $\tilde{\Gamma}$ , and there is  $s \geq 0$ , such that  $\gamma_t = \Gamma(-s) = \tilde{\Gamma}(s)$ . We deduce from the expression of  $\nu_t$ , that for  $0 \leq s \leq S$ ,

$$\tau(\Gamma(-s)) = -\nu_T(\gamma(t)) = -\frac{\lambda}{2} \text{Im}(\sqrt{\gamma_t}),$$

$$d\tau(\Gamma(-s)) = \frac{\lambda}{2} \text{Im}(\partial_t \sqrt{\gamma_t}) \, dt.$$

Similarly,

$$\tau(\tilde{\Gamma}(s)) = -\nu_T(\gamma_t) + \pi = -\frac{\lambda}{2} \text{Im}(\sqrt{\gamma_t}) + \pi,$$

$$d\tau(\tilde{\Gamma}(s)) = -\frac{\lambda}{2} \text{Im}(\partial_t \sqrt{\gamma_t}) \, dt.$$

Hence the integral in (9) equals to

$$\begin{aligned} J(h) &= -\frac{1}{\pi} \int_{\Gamma} \left( -\frac{\lambda}{2} \text{Re}(f_T(\sqrt{\gamma_t})) \right) \frac{\lambda}{2} \text{Im}(\partial_t \sqrt{\gamma_t}) \, dt \\ &\quad - \frac{1}{\pi} \int_{\tilde{\Gamma}} \left( -\frac{\lambda}{2} \text{Re}(f_T(\sqrt{z})) \right) \frac{\lambda}{2} \text{Im}(-\partial_t \sqrt{\gamma_t}) \, dt \\ &= \frac{\lambda^2}{4\pi} \int_0^T \left( f_{T-t}(0^+) - f_{T-t}(0^-) \right) \text{Im}(\partial_t \sqrt{\gamma_t}) \, dt. \end{aligned}$$

The second equality holds because of the linearity of the driving function, and  $s \mapsto f_s(0^+) > 0$  and  $s \mapsto f_s(0^-) < 0$  are respectively the two flows starting from 0. We also know that  $\sqrt{\gamma_t}$  satisfies the backward Loewner equation, that is

$$\partial_t \sqrt{\gamma_t} = -2/\sqrt{\gamma_t} + \lambda.$$

From the explicit computation of the trace driven by a linear function in [6], we have the asymptotic expansions as  $t \rightarrow 0$ :

$$f_t(0^+) = 2\sqrt{t} + O(t), \quad \sqrt{\gamma_t} = 2i\sqrt{t} + O(t).$$

Hence as  $T \rightarrow 0$ ,

$$\begin{aligned} & \left( f_{T-t}(0^+) - f_{T-t}(0^-) \right) \operatorname{Im}(\partial_t \sqrt{\gamma_t}) \\ &= \left( f_{T-t}(0^+) - f_{T-t}(0^-) \right) \operatorname{Im}(-2/\sqrt{\gamma_t}) \\ &= \frac{4\sqrt{T-t}}{\sqrt{t}}(1 + O(\sqrt{T})), \end{aligned}$$

which yields

$$\begin{aligned} J(h_T) &= (1 + O(\sqrt{T})) \frac{\lambda^2}{\pi} \int_0^T \sqrt{T-t}/\sqrt{t} dt \\ &= (1 + O(\sqrt{T})) \frac{\lambda^2 T}{\pi} \int_0^1 \sqrt{1-t}/\sqrt{t} dt \\ &= \frac{\lambda^2}{2}(T + O(T^{3/2})). \end{aligned}$$

By the weak  $J$ -additivity and again the linearity of  $W$ , one gets  $J(h_T) = \lambda^2 T/2$  for any  $T \geq 0$ . In fact,

$$J(h_T) = TnJ(h_{1/n}) = Tn \frac{\lambda^2}{2} \left( n^{-1} + O(n^{-3/2}) \right) \xrightarrow{n \rightarrow \infty} \frac{\lambda^2}{2} T = I(W),$$

as claimed.  $\square$

The weak  $J$ -additivity, the  $I$ -additivity and Proposition 4.1 do immediately imply the following fact:

**Corollary 4.2.** *Identity (2) holds when  $\gamma$  is driven by a piecewise linear function.*

## 5. CONCLUSION OF THE PROOF BY APPROXIMATIONS

We now want to deduce from Corollary 4.2 the result for general curves approximations by curves. We give first the following lemma on the lower semi-continuity which is the key tool here:

**Lemma 5.1.** *If  $T < \infty$ ,  $(W^{(n)})_{n \geq 1}$  is a sequence of driving functions defined on  $[0, T]$ , that converges uniformly to  $W$ . Then*

$$J(h) \leq \liminf_{n \rightarrow \infty} J(h^{(n)}),$$

where  $h^{(n)}$  is the mapping-out function of  $\gamma^{(n)}$ , the Loewner chain in  $(\Sigma, 0, \infty)$  driven by  $W^{(n)}$  and  $h$  the mapping-out function of  $\gamma$ , driven by  $W$ .

*Proof.* Let  $\varphi = h^{-1}$  be the inverse map of the mapping-out function of  $\gamma$  and  $\varphi^{(n)} = (h^{(n)})^{-1}$ . Since  $W^{(n)}$  converges uniformly to  $W$ ,  $\gamma^{(n)}$  converges to  $\gamma$  in the Carathéodory topology, that is the uniform convergence on compacts of  $\varphi^{(n)}$  to  $\varphi$ . We have also that

$$\left| \nabla \sigma_{\varphi^{(n)}}(z) \right|^2 = \left| \frac{\varphi^{(n)}(z)''}{\varphi^{(n)}(z)'} \right|^2$$

converges uniformly on compacts to  $|\nabla\sigma_\varphi(z)|^2$ . Hence

$$\begin{aligned} \liminf_{n \rightarrow \infty} J(\varphi^{(n)}) &= \liminf_{n \rightarrow \infty} \sup_{K \subset \Sigma} \frac{1}{\pi} \int_K |\nabla\varphi^{(n)}(z)|^2 \, \text{dvol}(z) \\ &\geq \sup_{K \subset \Sigma} \liminf_{n \rightarrow \infty} \frac{1}{\pi} \int_K |\nabla\varphi^{(n)}(z)|^2 \, \text{dvol}(z) \\ &= \sup_{K \subset \Sigma} \frac{1}{\pi} \int_K |\nabla\varphi(z)|^2 \, \text{dvol}(z) \\ &= J(\varphi) = J(h), \end{aligned}$$

where the supremum is taken over all compacts in  $\Sigma$ , and the last equality follows from (3).  $\square$

We have the following corollary which gives us the finiteness of  $J$ -energy when the Loewner energy is finite.

**Corollary 5.2.** *If  $\gamma$  driven by  $W$  has finite Loewner energy in  $(\Sigma, 0, \infty)$  and finite total capacity  $T$ , then  $J(h) \leq I(\gamma)$ .*

*Proof.* We find a sequence of piecewise linear functions  $W^{(n)}$  such that  $W^{(n)}$  converges to  $W$  uniformly and

$$\|W^{(n)} - W\|_{\mathcal{D}_T}^2 = \frac{1}{2} \int_0^T |\dot{W}(t) - \dot{W}^{(n)}(t)|^2 \, dt \xrightarrow{n \rightarrow \infty} 0.$$

This is possible since the family of step functions is dense in  $L^2([0, T])$ . Thus we can find a sequence of step functions  $Y_n$  which converges to  $\dot{W}$  in  $L^2$ , and define  $W^{(n)}(t) = \int_0^t Y_n(s) \, ds$ . The convergence is also uniform since

$$|W^{(n)}(t) - W(t)| \leq \int_0^t |\dot{W}^{(n)}(s) - \dot{W}(s)| \, ds \leq \sqrt{T} \|W^{(n)} - W\|_{\mathcal{D}_T}$$

by Cauchy-Schwarz. Lemma 5.1 and Corollary 4.2 imply that

$$I(\gamma) = I(W) = \lim_{n \rightarrow \infty} I(W^{(n)}) = \lim_{n \rightarrow \infty} J(h^{(n)}) \geq J(h).$$

$\square$

Given the finiteness of the  $J$ -energy, one can improve the  $J$ -additivity proposition by dropping the regularity condition on  $\gamma$ , by only requiring the finiteness of the  $I$ -energy.

The following lemma is a stronger version of Proposition 3.2 by assuming only the finiteness of Loewner energy of  $\gamma$ .

**Lemma 5.3.** *If  $\gamma$  is a Loewner chain in  $(\Sigma, 0, \infty)$  with finite Loewner energy and finite total capacity. Then for all  $g \in C^\infty(\Sigma)$  such that  $\nabla g \in L^2(\Sigma)$ ,*

$$(10) \quad \int_{\Sigma \setminus \gamma} \nabla g(z) \cdot \nabla \sigma_h(z) \, \text{dvol}(z) = 0.$$

*Proof.* We have seen in the proof of Corollary 5.2, that the driving function  $W$  of  $\gamma$  can be approximated with respect to the norm  $\|\cdot\|_{\mathcal{D}_T}$  by a family of piecewise linear driving functions  $W^{(n)}$ . Let  $\gamma^{(n)}$  be the curve driven by  $W^{(n)}$ . Let  $A = \sup_{n \geq 1} I(\gamma^{(n)}) \geq I(\gamma)$ . We assume that  $A < \infty$ . Corollary 5.2 implies that  $J(h) \leq A$ . Moreover, from Corollary 2.2 in [18], every subsequence of  $\gamma^{(n)}$  has a subsequence that converges uniformly to  $\gamma$  as capacity-parametrized curves, due to the fact that they are all  $\kappa$ -quasiconformal curve with  $\kappa$  depending only on  $A$ . Hence, the uniform convergence of  $\gamma^{(n)}$  is on the whole sequence.

Since  $\gamma^{(n)}$  are all  $C^{1,\alpha}$  for  $\alpha < 1/2$ , let  $h^{(n)}$  be the mapping-out function of  $\gamma^{(n)}$ , one has

$$\int_{\Sigma \setminus \gamma^{(n)}} \nabla g(z) \cdot \nabla \sigma_{h^{(n)}}(z) \, d\text{vol}(z) = 0,$$

by Proposition 3.2. Since  $\nabla g$  and  $\nabla \sigma_h$  are in  $L^2(\Sigma)$ , For every  $\varepsilon > 0$ , there exists a compact set  $K \subset \Sigma$ , such that

$$\int_{\Sigma \setminus K} |\nabla g(z)|^2 \, d\text{vol}(z) \leq \varepsilon,$$

which implies

$$\int_{\Sigma \setminus K} \nabla g(z) \cdot \nabla \sigma_h(z) \, d\text{vol}(z) \leq \sqrt{\pi A \varepsilon}$$

by Cauchy-Schwarz, as well as for  $\sigma_{h^{(n)}}$ . As  $\gamma^{(n)}$  converges uniformly to  $\gamma$ , for  $n$  large enough,  $\gamma^{(n)} \cap K = \emptyset$  and  $h^{(n)}$  converges uniformly to  $h$  on  $K$  (Carathéodory convergence [3] Thm. 3.1). It yields that

$$|\nabla \sigma_h(z) - \nabla \sigma_{h^{(n)}}(z)| = \left| \frac{h''}{h'}(z) - \frac{(h^{(n)})''}{(h^{(n)})'}(z) \right| \xrightarrow[n \rightarrow \infty]{\text{unif. on } K} 0.$$

Hence,

$$\begin{aligned} & \left| \int_{\Sigma} \nabla g(z) \cdot \nabla \sigma_h(z) \, d\text{vol}(z) \right| \\ &= \left| \int_{\Sigma} \nabla g(z) \cdot \nabla \sigma_h(z) \, d\text{vol}(z) - \int_{\Sigma} \nabla g(z) \cdot \nabla \sigma_{h^{(n)}}(z) \, d\text{vol}(z) \right| \\ &\leq \left| \int_K \nabla g(z) \cdot \nabla \sigma_h(z) \, d\text{vol}(z) - \int_K \nabla g(z) \cdot \nabla \sigma_{h^{(n)}}(z) \, d\text{vol}(z) \right| + 2\sqrt{\pi A \varepsilon} \\ &\xrightarrow[n \rightarrow \infty]{} 2\sqrt{\pi A \varepsilon}. \end{aligned}$$

Letting  $\varepsilon \rightarrow 0$ , we get (10).  $\square$

Let  $\tilde{\gamma}$  be the completed chord of  $\gamma$  as we described in Figure 2 which separates  $\Sigma$  into two unbounded connected components  $H_1$  and  $H_2$ . Observe that if we post-compose the mapping-out function  $h$  in  $H_1$  by an affine transformation  $z \mapsto az + b$ , for some  $a \neq 0$  and  $b \in \mathbb{C}$  the gradient of  $\sigma_h$  remains unchanged. Hence, if we choose  $h$  such that  $h|_{H_1}$  and  $h|_{H_2}$  map respectively  $H_1$  and  $H_2$  to a half-plane fixing  $\infty$  (which do not necessarily coincide along  $\tilde{\gamma} \setminus \gamma$ ), the equality (10) still holds in the sense: for  $g \in C^\infty(\Sigma)$  such that  $\nabla g \in L^2(\Sigma)$ ,

$$\int_{\Sigma \setminus \tilde{\gamma}} \nabla g(z) \cdot \nabla \sigma_h(z) \, d\text{vol}(z) = 0.$$

*Remark.* It is not hard to see that the above proof can be modified to extend to curves with infinity capacity that we will use later in Section 6. We approximate  $\gamma$  by the sequence of curves  $(\gamma^{(n)})_{n \geq 1}$  driven by  $W^{(n)}(\cdot) = W(\min(\cdot, n))$  and get:

**Corollary 5.4.** *If  $\gamma$  is a Loewner chain in  $(\Sigma, 0, \infty)$  with finite Loewner energy and  $T = \infty$ . Then for all  $g \in C^\infty(\Sigma)$  such that  $\nabla g \in L^2(\Sigma)$ ,*

$$(11) \quad \int_{\Sigma \setminus \gamma} \nabla g(z) \cdot \nabla \sigma_h(z) \, d\text{vol}(z) = 0,$$

where  $h|_{H_1}$  and  $h|_{H_2}$  map conformally  $H_1$  and  $H_2$  to a half-plane and fix  $\infty$ .

We also deduce the strong  $J$ -additivity from Lemma 5.3 using the same notation as in Proposition 3.3:

**Corollary 5.5** (Strong  $J$ -additivity). *If  $\gamma$  has finite Loewner energy, then  $J(h_t) = J(h_s) + J(h_{t,s})$  for  $0 \leq s \leq t \leq T$ .*

*Proof.* Since  $J(h_s) \leq \int_0^s \dot{W}(r)^2/2 \, dr$  and  $J(h_{t,s}) \leq \int_s^t \dot{W}(r)^2/2 \, dr$  from Corollary 5.2, they are automatically finite when  $I(\gamma)$  is finite. The proof then follows exactly the same line as the weak  $J$ -additivity, by applying Lemma 5.3 with  $g = \sigma_{h_s^{-1}}$ .  $\square$

Now we have all the ingredients for proving (2):

*Proof of (2).* Given Corollary 5.2, we only need to prove  $J(h) \geq I(\gamma)$ .

Consider two functions

$$a(t) := J(h_t) \text{ and } b(t) := \frac{1}{2} \int_0^t \dot{W}(s)^2 \, ds = \|W\|_{\mathcal{D}_t}^2 = I(\gamma[0, t]).$$

Both of them satisfies their respective additivity. From the definition of absolutely continuous function,  $b(\cdot)$  is AC on  $[0, T]$ . By the additivity, Corollary 5.2 and (AC1),  $a(\cdot)$  is also AC function. Thus (AC2) implies that on a full Lebesgue measure set  $S$ , the functions  $a(\cdot)$ ,  $b(\cdot)$  and  $W(\cdot)$  are differentiable and  $b'(t) = W'(t)^2/2$ . Corollary 5.2 shows in particular  $a'(t) \leq b'(t)$ . Now it suffices to show that  $b'(t) \leq a'(t)$  for  $t \in S$ .

By additivity, without loss of generality, we assume that  $t = 0$  and  $T = 1$ . Consider  $W^{(n)}$  obtained by concatenating  $n$  copies of  $W[0, 1/n]$ , that is

$$W^{(n)}(t) = \lfloor tn \rfloor W(1/n) + W(t - \lfloor tn \rfloor/n), \quad \forall t \in [0, 1].$$

We show that  $\|W^{(n)}\|_{\mathcal{D}_1}$  converges to  $\|W^\infty\|_{\mathcal{D}_1}$ , where  $W^\infty$  is the linear function  $t \mapsto tW'(0)$ . In fact,

$$\|W^{(n)}\|_{\mathcal{D}_1}^2 = nb(1/n) \xrightarrow{n \rightarrow \infty} b'(0) = W'(0)^2/2 = \|W^\infty\|_{\mathcal{D}_1}^2.$$

We have also  $W^{(n)}$  converges uniformly to  $W^\infty$ . In fact, since  $W$  is differentiable at 0, for every  $\varepsilon > 0$ , there exists  $n_0$ , such that for all  $n \geq n_0$ , for all  $t \leq 1/n$ ,

$$|W(t) - W'(0)t| \leq \varepsilon/n.$$

Hence for  $t \in [0, 1]$ ,

$$\begin{aligned} |W^{(n)}(t) - tW'(0)| &\leq |W^{(n)}(\lfloor tn \rfloor/n) - W'(0)\lfloor tn \rfloor/n| + |W(\delta) - \delta W'(0)| \\ &= \lfloor tn \rfloor |W^{(n)}(1/n) - (1/n)W'(0)| + |W(\delta) - \delta W'(0)| \\ &\leq \varepsilon(tn + 1)/n \leq 2\varepsilon, \end{aligned}$$

where  $\delta = t - \lfloor tn \rfloor/n$ .

The uniform convergence of driving function and Lemma 5.1 imply that

$$J(h^\infty) \leq \liminf_{n \rightarrow \infty} J(h^{(n)}) = \liminf_{n \rightarrow \infty} na(1/n) = a'(0),$$

where  $h^\infty$  is the mapping-out function generated by  $W^\infty$ ,  $h^{(n)}$  is generated by  $W^{(n)}$ . The first equality comes from the  $J$ -additivity. From Proposition 4.1,

$$J(h^\infty) = I(\gamma^\infty) = \|W^\infty\|_{\mathcal{D}_1}^2 = |W'(0)|^2/2 = b'(0),$$

where  $\gamma^\infty$  is the curve generated by  $W^\infty$ . It gives that  $b'(0) \leq a'(0)$  and concludes the proof.  $\square$



## 6. THE LOOP LOEWNER ENERGY

The generalization of the chordal Loewner energy to loops is first studied in [13] and the goal in this section is to derive the Loop energy identity Theorem 6.1. Let  $\gamma$  be a Jordan curve on the Riemann sphere  $\hat{\mathbb{C}} = \mathbb{C} \cup \{\infty\}$ , that is parametrized by a continuous 1-periodic function that is injective on  $[0, 1)$ . The *loop Loewner energy* of  $\gamma$  rooted at  $\gamma(0)$  is given by

$$I^L(\gamma, \gamma(0)) := \lim_{\varepsilon \rightarrow 0} I_{\hat{\mathbb{C}} \setminus \gamma[0, \varepsilon], \gamma(\varepsilon), \gamma(0)}(\gamma[\varepsilon, 1]).$$

We use the abbreviation  $I_{\gamma[0, \varepsilon]}$  in the future for  $I_{\hat{\mathbb{C}} \setminus \gamma[0, \varepsilon], \gamma(\varepsilon), \gamma(0)}$ . From the definition, the loop energy is conformally invariant (i.e. invariant under Möbius transformations): if  $\mu : \hat{\mathbb{C}} \rightarrow \hat{\mathbb{C}}$  is a Möbius function, then

$$I^L(\gamma, \gamma(0)) = I^L(\mu(\gamma), \mu(\gamma)(0)).$$

Moreover, the loop energy vanishes only on circles ([13] Section 2.2).

The loop energy can be expressed in terms of the driving function as well: we first define the driving function of an embedded arc in  $\hat{\mathbb{C}}$  rooted at one tip of the arc. An *embedded arc* is the image of an injective continuous function  $\gamma : [0, 1] \rightarrow \hat{\mathbb{C}}$ . We parametrize the arc by the capacity seen from  $\gamma(0)$  as follows (and the capacity parametrized arc is denoted as  $t \mapsto \Gamma(t)$ ):

- Choose first a point  $\gamma(s_0)$  on  $\gamma$ , for some  $s_0 \in (0, 1]$ . Define  $\Gamma(0)$  to be  $\gamma(s_0)$ .
- Choose a uniformizing conformal mapping  $\psi_0$  from the complement of  $\gamma[0, s_0]$  onto  $\mathbb{H}$ , such that  $\psi_0(\gamma(s_0)) = 0$  and  $\psi_0(\gamma(0)) = \infty$ .
- Define the conformal mapping  $\psi_s$  from the complement of  $\gamma[0, s]$  onto  $\mathbb{H}$  to be the unique mapping such that the tip  $\gamma(s)$  is mapped to 0,  $\gamma(0)$  to  $\infty$ , and  $\psi_s \circ \psi_0^{-1}(z) = z + O(1)$  as  $z \rightarrow \infty$ .
- Set  $\gamma(s) = \Gamma(t)$  if the development of  $\psi_s \circ \psi_0^{-1}$  at  $\infty$  is actually

$$\psi_s \circ \psi_0^{-1}(z) = z - W(t) + 2t/z + o(1/z),$$

for some  $W(t) \in \mathbb{R}$  and  $2t$  is called the *capacity* of  $\gamma[0, s]$  seen from  $\gamma(0)$ , relatively to  $\gamma(s_0)$  and  $\psi_0$ . The capacity parametrization  $s \mapsto t$  is increasing and has image  $(-\infty, T]$  for some  $T \in \mathbb{R}_+$ . We set  $\Gamma(-\infty) = \gamma(0)$ .

- We define  $h_t := \psi_s^2$  to be the *mapping-out function* of  $\gamma[0, s]$ , which maps the complement of  $\gamma[0, s]$  to the complement of  $\mathbb{R}_+$  such that  $h_t(\gamma(0)) = \infty$  and  $h_t(\gamma(s)) = 0$ .
- The continuous function  $W$  defined on  $(-\infty, T]$  is called again the *driving function* of the arc  $\gamma$ .
- The *arc Loewner energy* of  $\gamma$  is the Dirichlet energy of  $W$  which is

$$I^A(\gamma, \gamma(0)) = \int_{-\infty}^T \dot{W}(t)^2 / 2 dt = \lim_{\varepsilon \rightarrow 0} I_{\gamma[0, \varepsilon]}(\gamma[\varepsilon, 1]).$$

Notice that the capacity parametrization  $t$ ,  $h_t$  and  $W(t)$  depend on the choice of  $s_0$  and  $\psi_0$ . A different choice of  $s_0$  and  $\psi_0$  changes the driving function to

$$(12) \quad \tilde{W}(t) = W(\lambda^2(t + a)) / \lambda + b,$$

for some  $\lambda > 0$  and  $a, b \in \mathbb{R}$ . However, the Dirichlet energy of  $W$  is invariant under such transformations.

From the definition, as  $T \rightarrow \infty$ , the arc targets at its root to form a loop which allows us to define the driving function of a simple loop  $\gamma$  embedded in  $\hat{\mathbb{C}}$ : we parametrize and define the arc driving function of  $\gamma[0, 1 - \varepsilon]$  seen from  $\gamma(0)$  for every  $0 < \varepsilon < 1/2$ . With

the same choice of  $s_0$  and  $\psi_0$ , the driving functions of  $\gamma[0, 1 - \varepsilon]$  are compatible for every  $\varepsilon > 0$ . Hence as  $\varepsilon \rightarrow 0$ ,  $T \rightarrow \infty$  and we obtain the driving function  $W : \mathbb{R} \rightarrow \mathbb{R}$  of the loop rooted at  $\gamma(0)$ . Given the root  $\gamma(0)$  and the orientation of the parametrization, the driving function is defined modulo transformations in (12). The loop energy is therefore the Dirichlet energy of the driving function  $W$  which is invariant under those transformations.

It is clear that the loop energy a priori depends on the root  $\gamma(0)$  and the orientation of the parametrization, since the change of root/orientation induces non-trivial changes on the driving function. However, the main result of [13] shows that the loop Loewner energy of  $\gamma$  only depends on the image of  $\gamma$ . In this section we prove of the identity (Theorem 6.1) that may give another approach to the parametrization independence of the loop energy in the future. Since we will not use the root-invariance of the loop energy, we keep the root as a parameter in the sequel.

From the conformal invariance of the Loewner energy, we may assume that  $\gamma$  is a simple loop on  $\hat{\mathbb{C}}$  such that  $\gamma(0) = \infty$  and passes through 0 and 1. The complement of  $\gamma$  has two unbounded connected components  $H_1$  and  $H_2$ .

**Theorem 6.1.** *If  $\gamma$  has finite Loewner energy, then*

$$I^L(\gamma, \gamma(0)) = \frac{1}{\pi} \left( \int_{\mathbb{C} \setminus \gamma} |\nabla \sigma_h(z)|^2 \, d\text{vol}(z) \right),$$

where  $h|_{H_1}$  (resp.  $h|_{H_2}$ ) maps  $H_1$  (resp.  $H_2$ ) conformally onto a half-plane and fixes  $\infty$ .

Notice that the expression  $J(h)$  on the right-hand side already does not depend on the orientation of the loop, but does a priori depend on the special point  $\infty$  which is the root of  $\gamma$ .

We have mentioned in the introduction that the loop energy is a generalization of the chordal energy. In fact, consider the loop  $\gamma = \mathbb{R}_+ \cup \eta$ , where  $\eta$  is a simple chord in  $(\Sigma, 0, \infty)$  from 0 to  $\infty$ , and we choose  $\gamma(0) = \infty$ ,  $\gamma(s_0) = 0$ ,  $\psi_0(\cdot)$  to be  $\sqrt{\cdot}$ , the orientation such that  $\gamma[0, s_0] = \mathbb{R}_+$ . Then from the definition, the driving function of  $\gamma$  coincides with the driving function of  $\eta$  in  $\mathbb{R}_+$  and is 0 in  $\mathbb{R}_-$ . Hence

$$I(\eta) = I^L(\eta \cup \mathbb{R}_+, \infty).$$

Theorem 1.1 follows immediately from Theorem 6.1.

As we described above, loops can be understood as embedded arcs with  $T = +\infty$ . For arcs which do not make it all the way back to its root ( $T < \infty$ ), the mapping-out function  $h_T$  is a natural choice for the uniformizing function  $h$ . Let us first prove the analogous identity for an embedded arc.

**Lemma 6.2.** *If  $\gamma$  is a simple arc in  $\hat{\mathbb{C}}$  such that  $\gamma(0) = \infty$  with finite arc energy. Then*

$$J(h) = I^A(\gamma, \gamma(0)),$$

where  $h = h_T$  is a mapping-out function of  $\gamma$ .

*Proof.* We will use the “blowing-up at the root” procedure to bring it back to the case of a finite capacity chord attached to  $\mathbb{R}_+$ . Let  $\Gamma[-\infty, T] \rightarrow \hat{\mathbb{C}}$  be arclength reparametrized  $\gamma$  and  $\Gamma(-\infty) = \infty$ . To define the capacity parametrization, we choose  $\gamma(s_0)$  a point on  $\gamma$  different from the tip  $\gamma(1)$  so that  $T > 0$ .

For every  $t \in (-\infty, 0]$ , there exists a conformal mapping  $\varphi_t$  fixing  $\infty$ , the tip  $\Gamma(T)$  and  $\Gamma(0)$  that maps the complement of  $\Gamma[-\infty, t]$  to a simply connected domain which is the complement of a half-line  $L_t$ . In fact, the mapping-out function of  $\Gamma[-\infty, t]$  maps

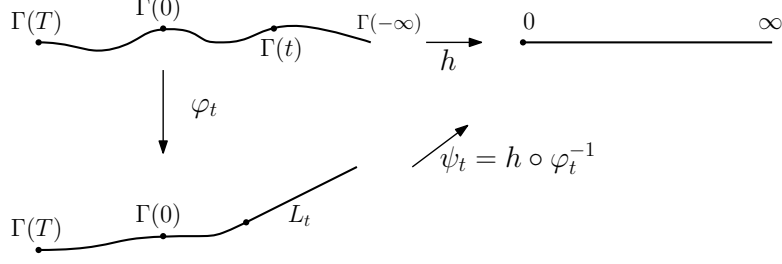


FIGURE 3. Conformal mappings in the proof of Lemma 6.2 where  $\varphi_t$  is defined in the complement of  $\Gamma[-\infty, t]$  and  $h$  in the complement of  $\Gamma[-\infty, T]$ . Both of them map the tips to tips.

the complement of  $\Gamma[-\infty, t]$  to the complement of  $\mathbb{R}_+$ , that maps two tips to 0 and  $\infty$ , then we normalize the image of  $\Gamma(0)$  and  $\Gamma(T)$  via a Möbius mapping.

We prove first

$$(13) \quad J(h) \leq I^A(\Gamma[-\infty, T], \Gamma(-\infty)).$$

For  $n \in \mathbb{N}$ , the family  $(\varphi_t|_{\hat{\mathbb{C}} \setminus \Gamma[-\infty, -n]})_{t \leq -n}$  is a normal family, and by diagonal extraction, there exists a subsequence that converges uniformly on compacts in  $\mathbb{C}$  to a conformal map  $\varphi$  that can be continuously extended to  $\hat{\mathbb{C}}$ . Since  $\varphi$  fixes three points, it is the identity map.

Let  $\Gamma^t$  be the curve which consists of the image of  $\Gamma[t, T]$  under  $\varphi_t$  attached to the half-line  $L_t$ . The family  $(\Gamma^t)$  can be understood as  $\Gamma$  blown up at the root. The map  $\psi_t := h \circ \varphi_t^{-1}$  maps the complement of  $\Gamma^t$  to the complement of  $\mathbb{R}_+$ , that fixes  $\infty$ . From (2) and the invariance of  $J$  under affine transformations,

$$J(h \circ \varphi_t^{-1}) = I_{L_t}(\varphi_t(\Gamma[t, T])) = I_{\Gamma[-\infty, t]}(\Gamma[t, T]).$$

Hence

$$J(h) \leq \liminf_{t \rightarrow -\infty} J(h \circ \varphi_t^{-1}) = I^A(\Gamma[-\infty, T], \Gamma(-\infty))$$

from the lower-semi continuity of  $J$ .

For the other inequality, it suffices to show that

$$J(h) = J(\varphi_t) + J(\psi_t).$$

In fact, it implies that

$$J(h) \geq J(\psi_t) = I_{\Gamma[-\infty, t]}(\Gamma[t, T]) \xrightarrow{t \rightarrow -\infty} I^A(\Gamma[-\infty, T], \Gamma(-\infty)).$$

To show the additivity, notice that it is equivalent to

$$\int_{\hat{\mathbb{C}} \setminus \Gamma} \nabla \sigma_{\psi_t}(\varphi_t(z)) \cdot \nabla \sigma_{\varphi_t}(z) \, d\text{vol}(z) = \int_{\hat{\mathbb{C}} \setminus \Gamma^t} -\nabla \sigma_{\psi_t}(y) \cdot \nabla \sigma_{\varphi_t^{-1}}(y) \, d\text{vol}(y) = 0.$$

Notice that  $\varphi_t^{-1}$  is conformal in the complement of  $L_t$ . From (13),  $\nabla \sigma_{\varphi_t^{-1}} \in L^2(\hat{\mathbb{C}} \setminus L_t) \cap C^\infty(\hat{\mathbb{C}} \setminus L_t)$  and the curve attached to  $L_t$  has finite chordal energy which is equal to  $I_{\Gamma[-\infty, t]}(\Gamma[t, T])$ . Hence we conclude with Lemma 5.3 by replacing  $\mathbb{R}_+$  by  $L_t$ .  $\square$

The proof of Theorem 6.1 consists of making  $T \rightarrow \infty$ . As we have assumed (without loss of generality) that  $\gamma$  passes through 0, 1 and  $\infty$ , we can choose the uniformizing mappings  $h|_{H_1}$  and  $h|_{H_2}$  that fix 0, 1 and  $\infty$  on the boundary.

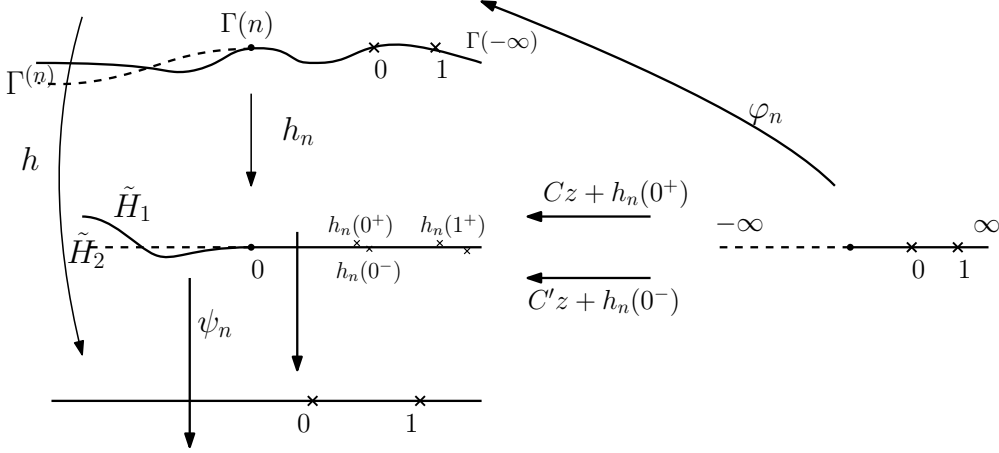


FIGURE 4. Conformal mappings in the proof of Theorem 6.1. We define  $\varphi_n(z) = (h_n)^{-1}(Cz + h_n(0^+))$  on  $\mathbb{H}$  and  $\varphi_n(z) = (h_n)^{-1}(C'z + h_n(0^-))$ , where  $C$  and  $C'$  are chosen such that  $\varphi_n$  fixes 0, 1 and  $\infty$ .

*Proof of Theorem 6.1.* We prove first that  $J(h) \leq I^L(\gamma, \gamma(0))$ . Fix a point  $\gamma(s_0)$  on  $\gamma$  and the conformal map  $\psi_0$  from  $\hat{\mathbb{C}} \setminus \gamma[0, s_0]$  onto  $\mathbb{H}$  as described above. Then the capacity parametrization  $t$ , mapping-out functions  $h_t$  and driving function  $W$  are determined. Let  $\Gamma$  denote the capacity parametrized loop  $\gamma$ , we have  $\Gamma(-\infty) = \infty$ .

For  $n \geq 0$ , we consider  $W^{(n)}(\cdot) := W(\cdot \wedge n)$ , and  $\Gamma^{(n)}$  the loop generated by  $W^{(n)}$  which coincide with  $\Gamma$  on  $[-\infty, n]$ , that is the simple arc  $\Gamma[-\infty, n]$  followed by the hyperbolic geodesic in  $\mathbb{C} \setminus \Gamma[-\infty, n]$ . The mapping-out function  $h_n$  of  $\Gamma[-\infty, n]$  maps both connected components  $H_1^{(n)}$  and  $H_2^{(n)}$  in the complement of  $\Gamma^{(n)}$  to half-planes. From Lemma 6.2,

$$I^L(\Gamma^{(n)}) = I^A(\Gamma[-\infty, n], \Gamma(-\infty)) = J(h_n).$$

Notice that  $h_n$  is not continuous on  $\Gamma[-\infty, n]$ , we denote by  $h_n(0^+)$  (resp.  $h_n(0^-)$ ) the image of 0 by  $h|_{H_1}$  (resp.  $h|_{H_2}$ ). Since  $\Gamma$  passes through 0, 1 and  $\infty$  by assumption, we define  $\varphi_n$  such that it maps respectively  $\mathbb{H}$  and  $\mathbb{H}^*$  to  $H_1^{(n)}$  and  $H_2^{(n)}$  while fixing 0, 1 and  $\infty$ . Let  $\varphi = h^{-1}$ . Since  $(\varphi_n)_{n \geq 1}$  is a normal family, there exists a subsequence that converges uniformly on compacts, by Carathéodory theorem, the limit is  $\varphi$ . Hence

$$I(\gamma) = \lim_{n \rightarrow \infty} J(h_n) = \lim_{n \rightarrow \infty} J(\varphi_n) \geq J(\varphi).$$

Now we prove that  $J(h) \geq I^L(\gamma, \gamma(0))$ . Let  $\psi_n := h \circ h_n^{-1}$  which maps each connected component  $\tilde{H}_i := h_n(H_i)$  of  $\Sigma \setminus h_n(\Gamma[n, \infty])$  to a half-plane, we have then

$$(14) \quad J(h) = J(\psi_n) + J(h_n) + \frac{2}{\pi} \int_{\tilde{H}_1 \cup \tilde{H}_2} \nabla \sigma_{h_n^{-1}} \cdot \nabla \sigma_{\psi_n}.$$

Lemma 6.2 shows that  $\sigma_{h_n^{-1}}$  has finite Dirichlet energy bounded by the arc Loewner energy of  $\Gamma[-\infty, n]$  hence by  $I^L(\Gamma, \Gamma(-\infty))$ . On the other hand, the inequality  $J(h) \leq I^L(\gamma)$  that we have proved above gives us the finiteness on the Dirichlet energy of  $\sigma_{\psi_n}$ : For every  $\varepsilon > 0$ , there exists  $n_0$  large enough, such that  $\forall n \geq n_0$ ,

$$J(\psi_n) \leq I_{\mathbb{R}_+}(h_n(\Gamma[n, \infty])) = \int_n^\infty \dot{W}^2(t)/2 dt \leq \varepsilon.$$

By the Cauchy-Schwarz inequality, the cross terms in (14) converges to 0 as  $n \rightarrow \infty$ , and  $J(h_n)$  converges to  $I^L(\Gamma, \Gamma[-\infty])$ . Hence  $J(h) \geq I^L(\gamma, \gamma(0))$ .  $\square$

## 7. AN INFORMAL DISCUSSION

Let us conclude with some very loose comments on the relation between our results and the theory of SLE and Liouville quantum gravity (LQG). Recall first that the Loewner energy was shown in [18] to be a large deviation rate function of  $\text{SLE}_\kappa$  as  $\kappa$  goes to 0. Heuristically,

$$I(\gamma) = \lim_{\varepsilon \rightarrow 0} \lim_{\kappa \rightarrow 0} -\kappa \log P(\text{SLE}_\kappa \text{ stays } \varepsilon\text{-close to } \gamma).$$

Given a sufficiently smooth simple curve  $\gamma$ , the mapping-out function  $h$  from the complement of  $\gamma$  to a standard domain  $(\mathbb{H} \cup \mathbb{H}^*)$ , induces a metric on the standard domain that is the push-forward of the Euclidean metric of the initial domain. The exponential exponent of the conformal factor is given by  $\sigma_{h^{-1}}(\cdot) := \log |h^{-1}(\cdot)'|$ . It prescribes in turn the welding function of the curve  $\gamma$  by identifying boundary points according to arclength of this metric (see Figure 5).

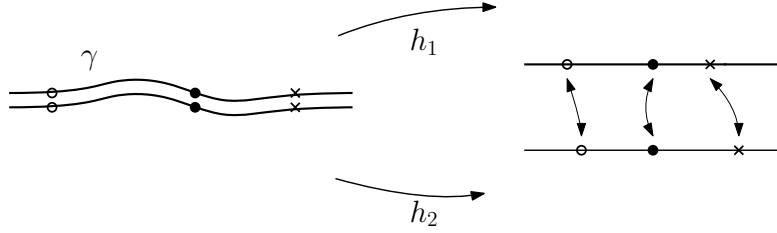


FIGURE 5. Welding of a simple loop  $\gamma$ , with standard domain  $\mathbb{H} \cup \mathbb{H}^*$ .

On the other hand, the LQG approach to SLE pioneered by Sheffield in [16] provides an interpretation of SLE curves via welding of structures defined using the exponential of the Gaussian Free Field (GFF). More specifically, let  $\Gamma$  be a free boundary Gaussian free field on the standard domain. That is the random field that can be described in loose term as having a “density” proportional to

$$\exp \left( -\frac{1}{4\pi} \int |\nabla \Gamma(z)|^2 \, \text{dvol}(z) \right).$$

One takes formally  $\exp(\sqrt{\kappa}\Gamma)$  times the Lebesgue measure (modulo some appropriate renormalization procedure) to define a random measure (LQG) on the standard domain (which corresponds in fact to  $\sqrt{\kappa}$ -quantum wedges with opening angle  $\theta$  which converges to  $\pi$  when  $\kappa \rightarrow 0$ ). It also induces a random boundary length which can be viewed as  $\exp((\sqrt{\kappa}/2)\Gamma)$  times the Euclidean length (again modulo some appropriate renormalization procedure). Intuitively, the quantum zipper then states that welding two independent free boundary GFFs up according to their random boundary length gives an  $\text{SLE}_\kappa$  curve.

We can note that Dirichlet energy of  $\sigma_{h^{-1}}$  is the action functional that is naturally associated to the Gaussian free field, so that in a certain sense, one has a large deviation

principle of the type

$$\begin{aligned}
& \lim_{\varepsilon \rightarrow 0} \lim_{\kappa \rightarrow 0} -\kappa \log P((\sqrt{\kappa}/2)\Gamma \text{ stays } \varepsilon\text{-close to } \sigma_{h-1}) \\
&= \lim_{\kappa \rightarrow 0} -\kappa \log \exp \left( -\frac{1}{4\pi} \int \left| \frac{2\nabla \sigma_{h-1}}{\sqrt{\kappa}} \right|^2 d\text{vol}(z) \right) \\
&= \frac{1}{\pi} \int \left| \nabla \sigma_{h-1}(z) \right|^2 d\text{vol}(z).
\end{aligned}$$

Hence, our identity between the Loewner energy and the Dirichlet energy of  $\sigma_h$  (which is the same as the Dirichlet energy of  $\sigma_{h-1}$ ) is loosely speaking equivalent to the fact that (in some sense) as  $\kappa \rightarrow 0$  (and then  $\varepsilon \rightarrow 0$ ), the decay rates of

$$P((\sqrt{\kappa}/2)\Gamma \text{ stays } \varepsilon\text{-close to } \sigma_{h-1}) \text{ and } P(\text{SLE}_\kappa \text{ stays } \varepsilon\text{-close to } \gamma)$$

are comparable. However, the above argument is not even close to be rigorous (it would be interesting to explore it though) and the proof in this paper follows a completely different route and does not use any knowledge about SLE, LQG or the quantum zipper.

## REFERENCES

- [1] Krishna B. Athreya and Soumendra N. Lahiri. Measure Theory and Probability Theory. *Springer Texts in Statistics*, 2006.
- [2] Louis De Branges. A proof of the Bieberbach conjecture. *Acta Math.*, **154**, 1-2, 1985.
- [3] Peter L. Duren. Univalent functions. *Springer Grundlehren der mathematischen Wissenschaften*, **259**, 1983.
- [4] Peter Friz and Atul Shekhar. On the existence of SLE trace: finite energy drivers and non constant  $\kappa$ . *Probab. Theory Relat. Fields*, **169**, 1-2, 2017.
- [5] John B. Garnett and Donald E. Marshall. Harmonic Measure. *Cambridge Univ. Press*, 2005.
- [6] Leo Kadanoff, Wouter Kager, and Bernard Nienhuis. Exact solutions for Loewner evolutions. *J. Stat. Phys.*, 2004.
- [7] Gregory Lawler, Oded Schramm, and Wendelin Werner. Conformal invariance of planar loop-erased random walks and uniform spanning trees, *The Annals of Probability*, **32**, 2004.
- [8] Olli Lehto: Univalent functions and Teichmüller spaces. *Springer*, 2012
- [9] Olli Lehto and K. I. Virtanen: Quasiconformal mappings in the plane. *Springer*, 1973
- [10] Joan Lind and Huy Tran. Regularity of Loewner Curves. *Indiana Univ. Math. J.*, **65**, 2016
- [11] Karl Loewner. Untersuchungen über schlichte konforme abbildungen des einheitskreises. i. *Math. Ann.*, **89**, 1-2, 1923.
- [12] Christian Pommerenke. On Löwner differential equation. *Michigan Math. J.*, **13**, 4, 1966.
- [13] Steffen Rohde and Yilin Wang. The Loewner energy of loops and regularity of driving functions. *Preprint*, 2017.
- [14] Oded Schramm. Scaling limits of loop-erased random walks and uniform spanning trees. *Israel Journal of Mathematics*, **118**, 1, 2000.
- [15] Oded Schramm and Scott Sheffield. Harmonic explorer and its convergence to  $\text{SLE}_4$ . *Ann. Probab.*, **33**, 6, 2005.
- [16] Scott Sheffield. Conformal weldings of random surfaces: SLE and the quantum gravity zipper
- [17] Stanislav Smirnov. Conformal invariance in random cluster models. I. Holomorphic fermions in the Ising model. *Ann. Math.* **172**, 2, 2010.
- [18] Yilin Wang. The energy of a deterministic Loewner chain: Reversibility and interpretation via  $\text{SLE}_{0+}$ . To appear in *J. Eur. Math. Soc.*.
- [19] Carto Wong. Smoothness of Loewner Slits, *Trans. Amer. Math. Soc.*, **366**, 2014.
- [20] L. C. Young. An inequality of the Hölder type, connected with Stieltjes integration, *Acta Math.*, **67**, 1, 1936.

DEPARTMENT OF MATHEMATICS, ETH, ZÜRICH 8092, SWITZERLAND  
*E-mail address*: yilin.wang@math.ethz.ch