

Interactive Robot Transition Repair With SMT

Jarrett Holtz, Arjun Guha, Joydeep Biswas

University of Massachusetts Amherst

Abstract

Complex robot behaviors are often structured as state machines, where states encapsulate actions and a transition function switches between states. Since transitions depend on physical parameters, when the environment changes, a roboticist has to painstakingly readjust the parameters to work in the new environment. We present *interactive SMT-based Robot Transition Repair* (SRTR): instead of manually adjusting parameters, we ask the roboticist to identify a few instances where the robot is in a wrong state and what the right state should be. A lightweight automated analysis of the transition function’s source code then 1) identifies adjustable parameters, 2) converts the transition function into a system of logical constraints, and 3) formulates the constraints and user-supplied corrections as a MaxSMT problem that yields new parameter values. Our evaluation shows that SRTR is effective on real robots and in simulation. We show that SRTR finds new parameters 1) quickly, 2) with only a few corrections, and 3) that the parameters generalize to new scenarios. We also show that a simple state machine corrected by SRTR can outperform a more complex, expert-tuned state machine in the real world.

1 Introduction

Complex robot control software is typically structured as a state machine, where each state encapsulates a feedback controller. Even if each state is correct, the transitions between states depend on parameters that are hard to get right, even for experienced roboticists. It is very common for parameter values to work in simulation but fail in the real world, to work in one physical environment but fail in another, or to work on one robot but fail on another. For example, Figure 1 shows the trajectory of a robotic soccer player as it tries to kick a moving ball. A very small change to its parameter values determines whether or not it succeeds.

Even a simple robot may have a large parameter space, which makes exhaustive-search impractical. Moreover, robot performance is usually non-convex with respect to parameter

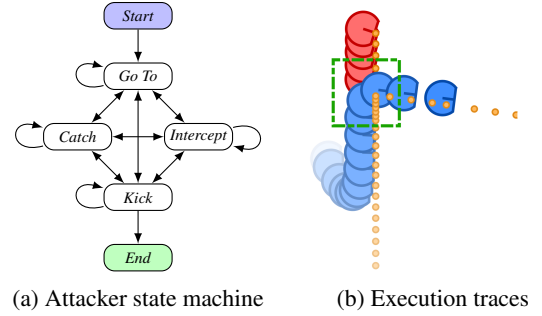


Figure 1: A robot soccer attacker a) state machine, with b) successful (blue) and unsuccessful (red) traces to *Intercept* a ball (orange) and *Kick* at the goal. The green box isolates the error: the successful trace transitions to *Kick*, the unsuccessful trace remains in *Intercept*.

values, which makes general optimization techniques susceptible to local minima. For some cases, there exist calibration procedures to adjust parameters automatically (e.g., [Holtz and Biswas, 2017]), but these are not general procedures. Therefore, roboticists usually resort to adjusting parameters manually—a tedious task that can result in poor performance.

We have the following key insights: a roboticist debugging a robot can frequently identify when something goes wrong, and what it should have done instead. When the robot control software is structured as a state machine, this corresponds to identifying when the robot is in the wrong state and what the correct state should be. This is a *partial specification* of expected behavior: the roboticist does *not* need to enumerate a complete sequence of states, the parameters to adjust, how to adjust them, or even identify all errors.

We present SMT-based Robot Transition Repair (SRTR), an approach to adjusting the parameters of robot state machines that leverages program repair techniques that have gained traction in programming languages and software engineering research. Specifically, we define the grammar of a repairable robot transition function as a subset of general-purpose imperative programming languages. During execution, we log execution traces of the transition function. After execution, the roboticist examines the execution traces and corrects a handful of transitions. SRTR then converts the set of corrections and the transition function into a logical formula for a MaxSMT solver. A solution to this MaxSMT problem minimizes changes to the parameters, while maxi-

mizing the number of satisfied corrections.

Our experimental results demonstrate that SRTR 1) is more computationally tractable than exhaustive parameter search; 2) is scalable; 3) generalizes to unseen situations; and 4) when applied to simple robot soccer attacker, can outperform a more complicated, expert-tuned attacker that won the lower bracket finals at *anonymized competition*.

2 Related Work

Finite state machines (FSMs) can specify robot behavior and enable robust autonomy. RoboChart [Miyazawa *et al.*, 2017] uses FSMs to verify liveness, timeliness, and other properties of robots. The HAMQ-INT algorithm [Bai and Russell, 2017] uses reinforcement learning to discover internal transitions and adapt to unexpected scenarios. SRTR also leverages FSMs, but focuses on correcting transition errors that occur when the robot is deployed in a new environment.

Robot behavior can also be repaired by dynamic synthesis of new control structures, such as automatic synthesis of new FSMs [Wong *et al.*, 2014], or synthesis of code from a context-free motion grammar with parameters derived from human-inspired control [Dantam *et al.*, 2013]. When automated synthesis is intractable, a user-generated specification in a domain-specific language can be used to synthesize a plan [Nedunuri *et al.*, 2014]. SRTR assumes that the FSM does not need new states or transitions, but that failures are due to *incorrect triggering* of the transition function arising from incorrect environment-dependent parameter values.

Robot behaviors rely on environment-dependent parameters for robust and accurate execution. If a precise model of the dependency between parameters and behaviors is available, it may be possible to design a *calibration procedure* that executes a specific sequence of actions and to recover correct parameter values [Yang *et al.*, 2014; Holtz and Biswas, 2017]. If a calibration procedure cannot be designed, but the effect of parameters is well-understood, it may be possible to optimize for the parameters using a functional model [Cano *et al.*, 2016]. SRTR addresses the problem of repair even when the dependence of the behaviors on parameters is not explicitly modeled. It automatically discovers such dependencies by analysis of the source code of the transition function.

Human input can help overcome the limitations of autonomous algorithms [Kamar, 2016; Redacted, 2018]. Learning from demonstration (LfD) [Argall *et al.*, 2009] and inverse reinforcement learning (IRL) [Abbeel and Ng, 2011] allow robots to learn new behaviors from human demonstrations. LfD can also overcome model errors by correcting portions of the state space [Merikli *et al.*, 2012]. These approaches require demonstrations in the full high-dimensional state space of the robot, which can be tedious for users to provide. When human demonstration does not specify *why* an action was applied to a state, it can be hard to generalize to a new situation. SRTR generalizes to new scenarios since it infers dependencies from the source code of the transition function. Furthermore, it requires only a partial specification of correct behavior.

Domain-specific languages (DSLs) allow users to specify high-level behavior using abstractions such as Instruction

Graphs [Merikli *et al.*, 2014]. Unlike DSLs that provide a complete specification of robot behavior, SRTR only requires sparse corrections that partially-specify expected behavior.

Automated program repair is an active area of research in software engineering and programming languages. For example, DirectFix [Mechtaev *et al.*, 2015] formulates program repair as a MaxSMT problem and deems a program repaired when all tests pass. Physical robots don’t have deterministic test cases and even user-provided corrections can be contradictory. SRTR uses MaxSMT to minimize changes and maximize the number of satisfied corrections. There are several other domains that are not amenable to unit-testing. For example, Tortoise [Weiss *et al.*, 2017] allows the user to fix system configuration errors using the Unix shell and propagates fixes to a system configuration specification. Whereas Tortoise requires the user to completely fix the system, SRTR only requires a partial specification.

Programming by example can synthesize programs from a small number of examples; the approach has been very effective in domains such as synthesizing string transformations on spreadsheet data [Gulwani, 2011]. RobustFill [Devlin *et al.*, 2017] generalizes the approach to also support noisy data. *Program templates* can also be used to synthesize task and motion plans that satisfy user plan outlines [Nedunuri *et al.*, 2014]. Unlike these approaches, SRTR does not synthesize new program structure and focuses on adjusting parameters. For generalizability, SRTR minimizes the magnitude of adjustments and uses MaxSMT to discard noisy corrections.

3 Background

We use a real-world example to motivate SRTR: a robot soccer attacker (also called a *striker*). The attacker must 1) go to the ball if the ball is stopped, 2) intercept the ball if it is moving away from the attacker, 3) catch the ball if it is moving toward the attacker, and 4) kick the ball at the goal once the attacker has control of the ball. Each of these sub-behaviors is a distinct, self-contained feedback controller (e.g., ball interception [Biswas *et al.*, 2014] or omnidirectional time optimal control [Kalmár-Nagy *et al.*, 2004]). At each time-step, the attacker 1) switches to a new controller if necessary and 2) invokes the current controller to produce new outputs. We represent the attacker as a *robot state machine* (RSM), where each state represents a controller. Figure 1a shows the structure of the attacker RSM.

In this paper, we assume that the output of each feedback controller is nominally correct—while there might be minor *performance* degradation of each controller when environmental factors change, we assume that they are *convergent*, and hence will eventually result in the correct result. However, environmental factors also affect the transition function, which transfers execution from one controller to another. For example, the friction coefficient between the ball and the carpet, and the robot’s motor efficiency affect when the attacker transitions from *Intercept* to *Kick*; and the mass of the ball affects when the attacker transitions from *Kick* to *Done*. These factors vary from one environment to another. Since transition functions do not have any self-correcting mechanisms, robots are prone to behaving incorrectly when their param-

ters are incorrect for the given environment.

```

1 inputs ballLoc: Vector2D, ballVel: Vector2D,
2 robotLoc: Vector2D, robotVel: Vector2D,
3 robotAng: Float, robotAngVel: Float,
4 targetAng: Float;
5 variables kickTime: Float;
6 parameters kickedThresh, timeoutThresh, aimErrorThresh,
7 angleVelThresh, distanceThresh, relativeYThresh,
8 relativeVelThresh, alignThresh, offsetThresh,
9 catchVelThresh, ivThresh;
10 if (s == "START") {
11   s = "GOTO"
12 } else if (s == "KICK") {
13   robotHeading = [cos(robotAng), sin(robotAng)];
14   if (||ballVel · robotHeading|| > kickedThresh) {
15     s = "END"
16   } else if (kickTime > timeoutThresh) {
17     s = "START"
18   } else {
19     s = "KICK"
20   }
21   ballToRobot = ballLoc - robotLoc;
22   aimError = AngleMod(targetAng - robotAng);
23   ballVelTarget = Rotate(ballVel, targetAng);
24   robotVelTarget = Rotate(robotVel, targetAng);
25   ballToRobotVel = robotVelTarget - ballVelTarget;
26   robotYAxis = [-sin(robotAng), cos(robotAng)];
27   ballToRobotY = robotYAxis · ballToRobot;
28   ballIntercept = ballLoc +
29     ⇐ ||ballVel|| * UnitVector(ballToRobot);
30   interceptOffset = ||ballIntercept - robotLoc||;
31   interceptVel = ballVel *
32     ⇐ ballVel · UnitVector(ballToRobot);
33   if (aimError < aimErrorThresh &&
34       robotAngVel < angleVelThresh &&
35       ||ballToRobot|| < distanceThresh &&
36       [0, 1] · ballToRobotVel < relativeYThresh &&
37       ||ballToRobotVel|| < relativeVelThresh &&
38       ||ballToRobotY|| < alignThresh) {
39     s = "KICK"
40   } else if (interceptOffset < offsetThresh &&
41             ||ballVel|| > catchVelThresh &&
42             ||interceptVel|| / ||ballVel|| > ivThresh) {
43     s = "CATCH"
44   } else if (||ballVel|| > catchVelThresh) {
45     s = "INTERCEPT"
46   } else {
47     s = "GOTO"
48   }

```

Figure 2: Transition function of an attacker.

3.1 Robot State Machines

A robot state machine (RSM) is a discrete-time Mealy machine that is extended with continuous inputs, outputs, and program variables. Formally, an RSM is a 9-tuple $\langle S, S_0, S_F, V, V_0, Y, U, T, G \rangle$, where S is the finite set of states, $S_0 \in S$ is the start state, $S_F \in S$ is the end state, $V \in \mathbb{R}^m$ is the set of program variables values, $V_0 \in \mathbb{R}^m$ are the initial values of the program variables, $Y \in \mathbb{R}^n$ are the continuous inputs, $U \in \mathbb{R}^l$ are the continuous actuation outputs, $T : S \times Y \times V \rightarrow S$ is the transition function, and $G : S \times Y \times V \rightarrow U \times V$ is the emission function. At each time step t , the RSM first uses the transition function to select a state and then the emission function to run the controller associated with that state. The transition function can only update the current state, whereas the emission function can update program variables and produce outputs.

Figure 2 shows the transition function for the attacker, written in C-style pseudocode. The function depends on the inputs and variables (declared on lines 1–5) and uses them to

Unary Operators	Binary Operators
$op_1 ::= - \mid \sin \mid \cos \mid \dots$	$op_2 ::= + \mid - \mid * \mid > \mid \dots$
Expressions	Statements
$e ::= k$	$m ::= s := e$
s	$x_v := e$
x_v	if $(e) \ m_1$ else m_2
x_y	$\{ e_1; \dots; e_n \}$
x_p	Parameter Maps
$op_1(e)$	$P ::= \langle x_p^1 \mapsto k^1 \dots x_p^n \mapsto k^n \rangle$
$e_1 \ op_2 \ e_2$	Traces
Transition Functions	$\mathcal{R} ::= [\tau_1 \dots \tau_n]$
$T ::= \{ m_1; \dots; m_n \}$	Corrections
	$c_t ::= s : s \in S$
Trace Elements	
$\tau_t ::= \{ \text{in} = \langle \bigvee_{i=1}^m x_y^i \mapsto k^i \rangle, \text{vars} = \langle \bigvee_{j=1}^n x_v^j \mapsto k'^j \rangle, \text{state} = s_t \mapsto k_s'' \}$	

Figure 3: Syntax of transition functions, traces, and corrections.

perform geometric calculations. The function has 11 different parameters (lines 6–9) that determine when certain transitions occur. The figure does not specify the parameters’ values, but they are global constants. Finally, the transition function uses a few helpers that we elide: `UnitVector` scales a vector by its L2-norm, `AngleMod` bounds an angle to the range $[-\pi, \pi)$, and `Rotate` rotates a vector by an angle.

3.2 Transition Errors

Figure 1b shows two traces of the attacker. In the blue trace, the attacker intercepts the moving ball and kicks it at the goal. But, in the red trace, the attacker fails to kick: it remains stuck in the *Intercept* state and never transitions to *Kick*. Over the course of several trials (e.g., a robot soccer game), we may find that the attacker only occasionally fails to kick. When this occurs, it is usually the case that the high-level structure of the transition function is correct, but that the values of the parameters need to be adjusted. Unfortunately, since there are 11 real-valued parameters, the search space is large.

To efficiently search for new parameter values, we need to reason about the structure of the transition function. To do so, the next section describes how we systematically convert it to a formula in propositional logic, extended with arithmetic operators. This formula encodes the structure of the transition function along with constraints from the user corrections, and allows an SMT solver to efficiently find new parameters.

4 Interactive Robot Transition Repair

The SRTR algorithm (lines 32–36 of Figure 4) has four inputs: 1) the transition function, 2) a map from parameters to their values, 3) an execution trace, and 4) a set of user-provided corrections. The result of SRTR is a corrected parameter map that maximizes the number of corrections satisfied and minimizes the changes to the input parameter map. (The tradeoff between these objectives is a hyperparameter.)

SRTR has three major steps. 1) It parses the transition function code and converts it to an abstract syntax tree for repair (Section 4.1). 2) It uses a lightweight *program analysis* to identify parameters that cannot be repaired, and for each user-provided correction, it *partially evaluates* the transition function for the inputs and variable values at the time of correction, yielding *residual transition functions* (Section 4.2).

```

1 def Peval( $T, x^1 \mapsto k^1 \dots x^n \mapsto k^n$ ):
2   // 1) Substitute  $x^i$  with  $k^i$  in  $T$ . 2) Simplify all operations and conditionals
3   // with immediate arguments until simplification is no longer possible.
4   return  $T'$  // partially evaluated  $T$ 
5
6 def Rep( $T$ ):
7   // Produces the parameters of  $T$  that do not need to be partially evaluated.
8
9 def Unrep( $T$ ):
10  // Produces the parameters of  $T$  that must be partially evaluated.
11
12 def Residual( $T, \tau_t, P$ ):
13  {in =  $\langle \bigvee_{i=1}^l x_y^i \mapsto k^i \rangle$ , vars =  $\langle \bigvee_{j=1}^m x_v^j \mapsto k'^j \rangle$ , state =  $s_t \mapsto k''_s$ } :=  $\tau_t$ 
14   $T' := \text{Peval}(T, \bigvee_{i=1}^l x_y^i \mapsto k^i, \bigvee_{j=1}^m x_v^j \mapsto k'^j, s_t \mapsto k''_s)$ 
15  { $x_p^1, \dots, x_p^n$ } = Unrep( $T'$ )
16   $T' := \text{Peval}(T', x_1 \mapsto P(x_1), \dots, x_n \mapsto P(x_n))$ 
17  return  $T'$ 
18
19 def CorrectOne( $T, \tau_t, P, c_t$ ):
20   $T' := \text{Residual}(T, \tau_t)$ 
21  { $x_p^1, \dots, x_p^m$ } := Rep( $T'$ )
22  return  $\exists \delta^1, \dots, \delta^m : c_t = T'(s_1, x_p^1 + \delta^1, \dots, x_p^m + \delta^m)$ 
23
24 def CorrectAll( $T, P, \mathcal{R}, \{c_t^1, \dots, c_t^n\}$ ):
25  { $x_p^1, \dots, x_p^m$ } = Rep( $T$ )
26   $\Phi = \text{true}$ 
27  for  $i \in [1 \dots n]$ :
28     $\exists \delta^1, \dots, \delta^m : \phi_i = \text{CorrectOne}(T, \mathcal{R}[t], P, c_t^i)$ 
29     $\Phi = \Phi \wedge (w^i = H \vee (w^i = 0 \wedge \phi_i))$ 
30  return  $\exists \delta^1, \dots, \delta^m, w^1, \dots, w^n : \Phi$ 
31
32 def SRTR( $T, P, \mathcal{R}, \{c_t^1, \dots, c_t^n\}$ ):
33  assert(CorrectAll( $T, P, \mathcal{R}, \{c_t^1, \dots, c_t^n\}$ ))
34  minimize( $\sum_{i=1}^l w^i + \sum_{j=1}^m \|\delta^j\|$ )
35  { $x_p^1, \dots, x_p^m$ } = Rep( $T$ )
36  return  $[x_p^1 \mapsto P(x_p^1) + \delta^1, \dots, x_p^m \mapsto P(x_p^m) + \delta^m]$ 

```

Figure 4: The core SRTR algorithm.

3) Finally, it uses the residual transition functions to formulate an optimization problem for an off-the-shelf MaxSMT solver [Björner *et al.*, 2015]. The solution to this problem is an adjustment to the parameter values (Section 4.3).

4.1 The Language Of Transition Functions

To abstract away language-specific details of our repair procedure, we first parse the source code and convert it into an idealized imperative language that only has features essential for writing transition functions (Figure 3). The language has a special identifier s that refers to the current state and other identifiers have a subscript to indicate whether they are inputs (x_y), parameters (x_p), or ordinary variables (x_v). The transition function can read any identifier, but it can only write to variables and the state. Figure 3 has a list of operators that often appear in transition functions, such as arithmetic and trigonometric functions, but the list is *not* exhaustive. Finally, a transition function (T) is a block of statements and a parameter map (P) assigns values to the parameters in T .

An execution trace is a sequence of *trace elements* (τ_t). A trace element records the values of sensor inputs, ordinary variables, and the state at the start of time-step t . In contrast, a user-provided *correction* (c_t) specifies the expected state at the end of time-step t . To repair parameters, SRTR estab-

e	$\tau.\text{vars}$	$\tau.\text{in}$	e'	P
$\cos(\theta_y) < x_p$		$\theta_y = 0$	$1 < x_p$	$x_p \mapsto \pi$
$\cos(x_p)$			-1	$x_p \mapsto \pi$
$\theta_p + \pi$			$\theta_p + \pi$	$x_p \mapsto \pi$
$\sin(\theta_p + \pi)$			0	$x_p \mapsto \pi$

Table 1: Examples of residuals and repairable parameters.

lishes constraints that relate the observed initial state, the expected output state, and the other identifiers.

4.2 Residual Transition Functions

SRTR needs to translate the transition function into a logical formula for the SMT solver. However, solvers do not have decision procedures for non-linear arithmetic and trigonometry, both of which commonly occur in transition functions.

Partial Evaluation [Jones *et al.*, 1993] is a technique that specializes programs to work on specific inputs. For example, if we partially evaluate the program $\cos(x) + y$ for $x \mapsto 0$, we get the program $1 + y$. In general, partial evaluation first substitutes identifiers with concrete values and then simplifies the program as much as possible. SRTR uses a canonical partial evaluator for transition functions, which we call Peval (Figure 4, line 1). The arguments of Peval are a transition function and a mapping from identifiers to constants.

The Residual function specializes a transition function for a particular trace element. We call its result a *residual transition function*. Residual first partially evaluates the transition function with respect to all the sensor inputs and variable values recorded in the trace element (line 14). This step eliminates most functions that the solver cannot represent, thus the only identifiers that remain are the parameters and the state. For example, the first row of Table 1 shows an expression that uses a trigonometric function. If this expression occurs in the transition function, its residual after partial evaluation is a simple inequality that cannot be further simplified.

However, it is possible for the transition function to use a parameter in a context that the solver cannot represent. For example, the second row of Table 1 applies a trigonometric function to a parameter and the first step of Residual simply yields the original expression. (*i.e.*, $\text{Peval}(\cos(x_p)) = \cos(x_p)$). To address this, Residual calculates the set of parameters that cannot be repaired (line 15) and partially evaluates once again with respect to their values in the parameter map (line 16). Therefore, the final result in this example is -1 .

The Residual function uses a pair of auxiliary functions Rep and Unrep to calculate the set of parameters that can, and cannot be repaired. These functions perform a lightweight analysis by mutual recursion over the transition function. Mutual recursion is necessary because a parameter may not be repairable even if its immediate context is repairable. For example, the third row of Table 1 shows an expression with a repairable parameter thus its residual is $\theta_p + \pi$. However, the fourth row embeds the same expression in a context that makes it unrepairable, thus the residual is partially evaluated using the parameter map, yielding 0.

4.3 Transition Repair as a MaxSMT Problem

This section presents how SRTR formulates a MaxSMT problem in three steps. 1) It translates each correction into

an independent formula. A solution to this formula (if one exists) corresponds to parameter adjustments that satisfy the correction. 2) It combines the formulas from the previous step into a single formula with independent weights for each sub-formula. A solution to this formula corresponds to parameter adjustments that satisfy a subset of the sub-formulas. Any sub-formulas that could not be satisfied have a positive weight. 3) Finally, we formulate a MaxSMT problem that minimizes the magnitude of adjustments and the weight of violated sub-formulas.

The `CorrectOne` function transforms a single correction into a formula. This function 1) calculates the residual transition function (Figure 4, line 20), 2) gets the repairable parameters (line 21), and 3) produces a formula (line 22) with a variable δ^i that corresponds to an adjustment to the i th repairable parameter. This formula constrains the residual transition function’s output state to be equal to the correction. Therefore, if the correction differs from the post-state of the transition function at run-time, the solution to the formula will have a non-zero adjustment for at least one of the repairable parameters. (i.e., $\delta^i \neq 0$ for some i .)

The `CorrectAll` function supports multiple corrections and uses `CorrectOne` as a subroutine. The function iteratively builds a conjunctive formula Φ , where each clause has a distinct weight w^i and two mutually exclusive cases: Either 1) $w^i = 0$ thus the clause has no cost and the adjustments to the parameters satisfy the i th correction (line 29) or 2) $w^i = H$ and the i th correction is violated. Thus $H \in \mathbb{R}^+$ is a hyperparameter that induces a tradeoff between satisfying more corrections *vs.* minimizing the magnitude of the adjustments: large values of H allow more corrections to be satisfied, and small values of H minimize the magnitude of the adjustments. The final formula has m real-valued variables δ^i for adjustments to the corresponding m repairable parameters x_p^i , and n discrete variables w^j that represent the cost of violating formula ϕ_j corresponding to correction c_t^j .

Finally, the `SRTR` function uses `CorrectAll` as a subroutine and invokes the MaxSMT solver. This function 1) adds the assertion returned by `CorrectAll` to the solver, 2) directs the solver to minimize the sum of weights and the sum of the magnitude of parameter changes (line 34), and 3) returns a map from repairable parameter names to their new values.

5 Evaluation

We evaluate SRTR in four ways. 1) We compare SRTR to an exhaustive search; 2) We show how the number of corrections affect RSM performance and that SRTR requires only a small number of corrections to perform well; 3) Using three RSMs, we show that SRTR does not over-fit and performs well in new scenarios; and 4) We use SRTR to improve the performance of a real-world robot.

We present three RSMs in this section and measure their success rates as follows. The *attacker* (Figure 1a), which is our running example, fills the main offensive role in robot soccer. Its success rate is the fraction of the test scenarios where it successfully kicks the ball into the goal. The *deflector* (Figure 5a) plays a supporting role in robot soccer, performing one-touch passing [Bruce *et al.*, 2008]. Its success

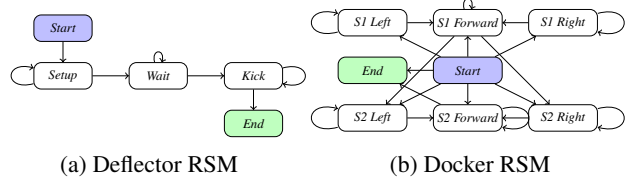


Figure 5: RSMs used for experiments

Method	Success Rate (%)	CPU Time
Initial Parameters	44	—
Exhaustive Search	89	1,300 hr
SRTR	89	10 ms

Table 2: Success rate and CPU time compared to exhaustive search.

rate is the fraction of the test scenarios where it successfully deflects the ball. The *docker* (Figure 5b) drives a differential drive robot to line up and dock with a charging station. Its success rate is the fraction of the test scenarios where it successfully docks with the charging station.

5.1 Comparison To Exhaustive Search

Using the attacker, we compare SRTR to an exhaustive search to show that 1) SRTR is dramatically faster and 2) the adjustments found by SRTR are as good as those found by exhaustive search. To limit the cost of exhaustive search, the experiment only repairs the six parameters that affect transitions into the Kick state; we bound the search space by the physical limits of the parameters; and we discretize the resulting hypercube in parameter space. We evaluate each parameter set using 13 simulated positions and manually specify if the position should transition to the Kick state.

We evaluate the initial parameter values, the SRTR-adjusted parameters, and the parameters found by exhaustive search on 20,000 randomly generated scenarios. Table 2 reports the success rate and running time of each approach. SRTR and exhaustive search achieve a comparable success rate. However, SRTR completes in 10 ms whereas exhaustive search takes 1,300 CPU hours (using 100 cores).

5.2 Scalability

Using the attacker, we now show how the number of corrections affects SRTR solver time and success rate. Starting with the same set of initial parameters used in Section 5.1, we first create a training dataset by simulating the attacker in 40 randomly generated scenarios. For each scenario, we provide one correction, thus we have a training set of 40 corrections. Each trial applies SRTR to a subset of these corrections and evaluates the success rate using 150 random test scenarios. We repeat this procedure for each $N \in [1, 40]$ with 50 randomly chosen subsets of the training set (i.e., 300,000 total trials). Figure 6a shows how the number of corrections affects the success rate. It is possible for a single informative correction to dramatically increase the success rate, or for a particularly under-informative correction to have little effect. Therefore we also report the mean success rate and show the 99% confidence interval in gray. Success rate increases with the number of corrections, and with 23 corrections, the attacker reaches a peak success rate of 87%. Figure 6b shows

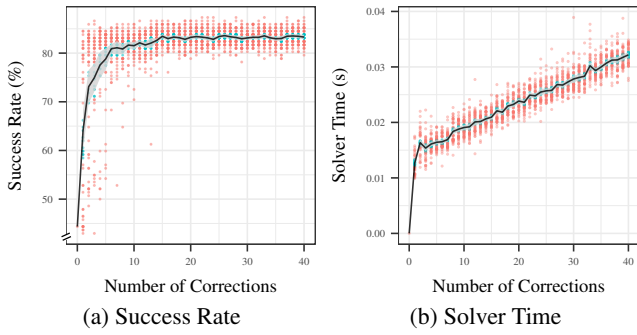


Figure 6: Scaling of SRTR with number of corrections. We report the mean as a line, the 99% confidence interval in grey, inliers in blue, and outliers in red. Darker points represent more occurrences. that the solver time increases linearly with the number of corrections, and remains less than 0.04s with 40 corrections.

5.3 Generalizability

Since SRTR uses a handful of user-provided corrections to adjust parameters, there is a risk that it may overfit and underperform in new scenarios. We use three RSMs to show that 1) SRTR-adjusted parameters generalize to new scenarios and that 2) SRTR outperforms a domain-expert who has 30 minutes to manually adjust parameters.

Table 3 summarizes the results of this experiment. We evaluate the success rate of the Attacker, Deflector, and Docker RSMs on a test dataset with several thousand test scenarios each. The baseline parameters that we use for these RSMs have a low success rate. We give a domain expert complete access to the RSM code (*i.e.*, the transition and emission functions), and subsequently our simulator for 30 mins. In that time, the expert is able to dramatically increase the success rate of the Deflector, but has minimal impact on the success rate of the Attacker and the Docker. Finally, we apply SRTR using a handful of corrections and the baseline parameters. The SRTR-adjusted parameters perform significantly better than the baseline and domain-expert parameters.

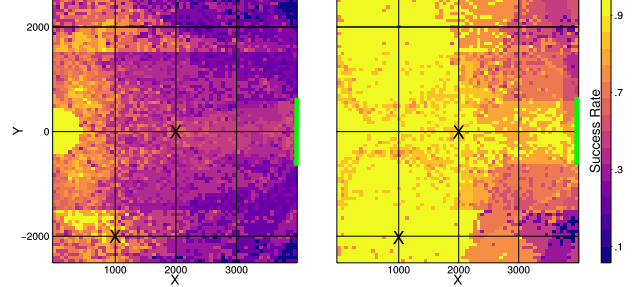
The heat maps in Figure 7 illustrates how parameters found by the domain-expert, and by SRTR generalize to novel scenarios with the Attacker. In both heat maps, the goal is the green bar and the initial position of the Attacker is at the origin. Each coordinate corresponds to an initial position of the ball and for each position we set the ball’s initial velocity to 12 uniformly distributed angles. With the expert-adjusted parameters, the Attacker performs well when the ball starts in its immediate vicinity, but performs poorly otherwise. However, with SRTR-adjusted parameters, the Attacker is able to catch or intercept the ball from most positions on the field. For this result, we required only two corrections and the cross-marks in the figure show the initial position of the ball for both corrections. Therefore, although SRTR only adjusted parameters to account for these two corrections, the result generalized to many other positions on the field.

5.4 Case Study: SRTR In The Real World

To evaluate SRTR in the real world, we follow the same procedure that experts use (summarized in Table 4): we develop the Attacker in a simulator, we adjust parameters until it performs well in simulation, and then we find that it performs

RSM	Params	SRTR Corrections	Tests	Success Rates (%)		
				Baseline	Expert	SRTR
Attacker	12	2	57,600	42	44	89
Deflector	5	3	16,776	1	65	80
Docker	9	3	5,000	0	0	100

Table 3: Success rates for baseline, expert, and SRTR parameters.



(a) Expert-adjusted parameters. (b) SRTR-adjusted parameters.

Figure 7: Attacker success rate with respect to different initial ball positions. The corrections are marked with a cross.

poorly in the real world. To evaluate the success rate of the attacker in the real world, we start the ball from 18 positions on the field and repeat each position five times with the same velocity (*i.e.*, 90 trials). The parameters from simulation have a 25% success rate. Using the execution logs of this experiment, we apply SRTR with three corrections. The adjusted parameters increase the success rate to 73%. In practice, an expert would iteratively adjust parameters, so we apply SRTR again with 2 more corrections, which increases the success rate to 86%. Finally, our group has an attacker that we tested and optimized extensively for *anonymized competition*, where it was part of a team that won the lower bracket. This *Competition Attacker* has additional states to handle special cases that do not occur in our tests. On our tests, the Competition Attacker’s success rate is 76%. Therefore, with two iterations of SRTR, the simpler Attacker actually outperforms the Competition Attacker in typical, real-world scenarios.

6 Conclusion

This paper presents SMT-based Robot Transition Repair (SRTR), which is a semi-automatic white-box approach for adjusting the transition parameters of Robot State Machines. We demonstrate that SRTR: 1) increases success rate for multiple behaviors; 2) finds new parameters quickly using a small number of annotations; 3) produces solutions which generalize well to novel situations; and 4) improves performance in a real world robot soccer application.

Trial	Success Rate (%)
Competition Attacker	75
Parameters from Simulation	24
Real World SRTR Tuning 1	73
Real World SRTR Tuning 2	85

Table 4: Attacker success rates on a real robot.

References

- [Abbeel and Ng, 2011] Pieter Abbeel and Andrew Y Ng. Inverse reinforcement learning. In *Encyclopedia of machine learning*, pages 554–558. Springer, 2011.
- [Argall *et al.*, 2009] Brenna D. Argall, Sonia Chernova, Manuela Veloso, and Brett Browning. A Survey of Robot Learning From Demonstration. *Robotics and Autonomous Systems*, pages 469 – 483, 2009.
- [Bai and Russell, 2017] Aijun Bai and Stuart Russell. Efficient Reinforcement Learning with Hierarchies of Machines by Leveraging Internal Transitions. In *IEEE International Conference on Robotics and Automation*, 2017.
- [Biswas *et al.*, 2014] Biswas, Mendoza, Zhu, Choi, Klee, and Veloso. Opponent-driven planning and execution for pass, attack, and defense in a multi-robot soccer team. In *International Conference on Autonomous Agents and Multi-Agent Systems*, pages 493–500, 2014.
- [Bjørner *et al.*, 2015] Nikolaj Bjørner, Anh-Dung Phan, and Lars Fleckenstein. ν Z-an optimizing SMT solver. In *International Conference on Tools and Algorithms for the Construction and Analysis of Systems*, pages 194–199. Springer, 2015.
- [Bruce *et al.*, 2008] James Bruce, Stefan Zickler, Mike Licitra, and Manuela Veloso. CMDragons: Dynamic Passing and Strategy on a Champion Robot Soccer Team. In *IEEE International Conference on Robotics and Automation*, pages 4074–4079, 2008.
- [Cano *et al.*, 2016] José Cano, Alejandro Bordallo, Vijay Nagarajan, Subramanian Ramamoorthy, and Sethu Vijayakumar. Automatic configuration of ros applications for near-optimal performance. In *IEEE/RSJ International Conference on Intelligent Robots and Systems*, pages 2217–2223, 2016.
- [Dantam *et al.*, 2013] Neil Dantam, Ayonga Hereid, Aaron Ames, and Mike Stilman. Correct Software Synthesis for Stable Speed-Controlled Robotic Walking. In *Robotics: Science and Systems*, 2013.
- [Devlin *et al.*, 2017] Jacob Devlin, Jonathan Uesato, Surya Bhupatiraju, Rishabh Singh, Abdelrahman Mohammad, and Pushmeet Kohli. RobustFill: Neural program learning under noisy I/O. In *ICML*, 2017.
- [Gulwani, 2011] Sumit Gulwani. Automating string processing in spreadsheets using input-output examples. In *ACM SIGPLAN Notices*, pages 317–330. ACM, 2011.
- [Holtz and Biswas, 2017] Jarrett Holtz and Joydeep Biswas. Automatic Extrinsic Calibration of Depth Sensors with Ambiguous Environments and Restricted Motion. In *IEEE/RSJ International Conference on Intelligent Robots and Systems*, pages 2235–2240, 2017.
- [Jones *et al.*, 1993] Neil D. Jones, Carsten K. Gomad, and Peter Sestoft. *Partial Evaluation and Automatic Program Generation*. Prentice-Hall, Inc., 1993.
- [Kalmár-Nagy *et al.*, 2004] Tamás Kalmár-Nagy, Raffaello D’Andrea, and Pritam Ganguly. Near-Optimal Dynamic Trajectory Generation and Control of an Omnidirectional Vehicle. *Robotics and Autonomous Systems*, pages 47–64, 2004.
- [Kamar, 2016] Ece Kamar. Directions in Hybrid Intelligence: Complementing AI Systems with Human Intelligence. In *IEEE International Conference on Robotics and Automation*, 2016.
- [Mechtaev *et al.*, 2015] Sergey Mechtaev, Jooyong Yi, and Abhik Roychoudhury. DirectFix: Looking for Simple Program Repairs. In *IEEE/ACM International Conference on Software Engineering*, pages 448–458, 2015.
- [Meriçli *et al.*, 2012] Çetin Meriçli, Manuela Veloso, and H Levent Akin. Multi-resolution corrective demonstration for efficient task execution and refinement. *International Journal of Social Robotics*, pages 423–435, 2012.
- [Merici *et al.*, 2014] Cetin Mericli, Steven D. Klee, Jack Papparian, and Manuela Veloso. An Interactive Approach for Situated Task Specification Through Verbal Instructions. In *Autonomous Agents and Multi-agent Systems*, pages 1069–1076, 2014.
- [Miyazawa *et al.*, 2017] Alvaro Miyazawa, Pedro Ribeiro, Wei Li, Ana Cavalcanti, and Jon Timmis. Automatic property checking of robotic applications. In *IEEE/RSJ International Conference on Intelligent Robots and Systems*, pages 3869–3876, 2017.
- [Nedunuri *et al.*, 2014] Srinivas Nedunuri, Sailesh Prabhu, Mark Moll, Swarat Chaudhuri, and Lydia E. Kavraki. SMT-based synthesis of integrated task and motion plans from plan outlines. In *IEEE International Conference on Robotics and Automation*, pages 655–662, 2014.
- [Redacted, 2018] Redacted. Human-in-the-loop slam. In *Redacted*, 2018.
- [Weiss *et al.*, 2017] Aaron Weiss, Arjun Guha, and Yuriy Brun. Tortoise: Interactive System Configuration Repair. In *IEEE/ACM International Conference on Automated Software Engineering*, pages 625–636, 2017.
- [Wong *et al.*, 2014] Kai Weng Wong, Rüdiger Ehlers, and Hadas Kress-Gazit. Correct High-level Robot Behavior in Environments with Unexpected Events. In *Robotics: Science and Systems*, 2014.
- [Yang *et al.*, 2014] Xiangdong Yang, Liao Wu, Jinquan Li, and Ken Chen. A Minimal Kinematic Model for Serial Robot Calibration Using POE Formula. *Robotics and Computer-Integrated Manufacturing*, pages 326 – 334, 2014.