

Adviser Networks: Learning What Question to Ask for Human-In-The-Loop Viewpoint Estimation

Mohamed El Banani Jason J. Corso
University of Michigan
Ann Arbor, Michigan, USA
{mbanani, jjcorso}@umich.edu

Abstract

Humans have an unparalleled visual intelligence and can overcome visual ambiguities that machines currently cannot. Recent works have shown that incorporating guidance from humans during inference for real-world, challenging tasks like viewpoint-estimation and fine-grained classification, can help overcome difficult cases in which the computer-alone would have otherwise failed. These hybrid intelligence approaches are hence gaining traction. However, deciding what question to ask the human in the loop at inference time remains an unknown for these problems.

We address this question by formulating it as what we call the Adviser Problem: can we learn a mapping from the input to a specific question to ask the human in the loop so as to maximize the expected positive impact to the overall task? We formulate a solution to the adviser problem using a deep network and apply it to the viewpoint estimation problem where the question asks for the location of a specific keypoint in the input image. We show that by using the keypoint guidance from the Adviser Network and the human, the model is able to outperform the previous hybrid-intelligence state-of-the-art by 3.27%, and outperform the computer-only state-of-the-art by 10.44% absolute.

1. Introduction

Recent years have witnessed great progress on the performance of computer vision algorithms on tasks such as object classification and detection, with state-of-the-art models achieving super-human performance on many of these tasks [5, 7]. In addition, for more challenging tasks, such as viewpoint estimation and fine-grained classification, the community has found that a hybrid intelligence approach—incorporating both human and machine intelligence—outperforms “computer-only” approaches [1, 20].

While hybrid approaches often outperform fully-




Figure 1. While the seat location conveys no extra information about viewpoint, the handle bar location clearly does.

automated approaches, they do not scale as well; it is easy to run a model 10x more times, but it can be expensive to ask a human 10x more questions. A clear solution to this problem is to ask better questions of the humans.

Consider the task of determining the pose of the two bicycles shown in Figure 1. Due to their similar visual appearance and symmetry, pose estimation algorithms find such examples challenging [19]. Szeto and Corso [20] have shown that providing such a system with the location and identity of a keypoint on the object allows it to better tackle those examples. However, not all keypoints are equally informative; knowing the location of the left handlebar is much more helpful than the location of the seat.

In this paper we ask the question: how can we determine the best question for a hybrid computer vision model to ask a human? One approach is to find the question that would maximize information gain with respect to the model’s belief [1, 2] or an arbitrary utility function [17]. While those approaches can handle a wide range of inputs, they require knowledge of the conditional probability functions between the input and/or intermediate variables, which makes it difficult to handle high-dimensional inputs such as images [1]. However, deep learning deals with high-dimensional inputs in an end-to-end manner, such that the structure to the problem is learned implicitly. Hence, it might be challenging to extend the current approaches to deep learning computer

vision algorithms.

Ideally, we would want to assume nothing about the hybrid-intelligence model, and deal with it as a black-box that maps inputs to outputs. In the black-box case, we would have access to nothing but the visual input to the algorithm, the query that was posed to the human, and the algorithm’s final output. In that case, we observe that utility and information gain are correlated with expected task performance, regardless of the nature of that task. Hence, the problem becomes a classification problem where the input is the visual input to the hybrid-intelligence model and the classes are the queries that the model can pose to the human.

To that end, we propose the Adviser Network; a network that recommends to its advisee—the hybrid-intelligence model—the question that would result in the highest performance. We explore Adviser Networks on the task of monocular viewpoint estimation—the problem of identifying the camera’s pose (azimuth, pitch and roll angles) with respect to the target object from a single RGB image. Our choice of task is motivated by multiple reasons. First, accurate and precise viewpoint estimation is difficult for both humans and machines. While it is difficult for humans to estimate the exact viewpoint, they can easily guess the overall orientation of an object even if it is symmetrical, occluded, and/or truncated objects. Computer vision models can precisely estimate the viewpoint of clear asymmetrical objects [19], but will struggle with these difficult cases. Second, the current state-of-the-art performance on a subset of Pascal 3D+ [22] is achieved by a hybrid intelligence model [20]. The difficulty and the high performance already achieved on the task make it a challenge for Adviser Networks.

We formulate the problem of choosing the best keypoint for a given image as a classification problem and train an Adviser network to estimate the expected relative performance for all the possible keypoints for that object. We show that through using the keypoint suggestion from the Adviser Network, the advisee is able to outperform the previous state-of-the-art by 3.27% (which uses a random keypoint), and outperform the computer-only state-of-the-art by 10.44%.

In summary, our contributions are as follows:

- The Adviser Problem: specifying a novel formulation for human-in-the-loop inference,
- Adviser Networks: Framing the selection of the best question to ask a human as a classification problem, and proposing a method to train a classification model.
- Applying Adviser Networks to 3D pose estimation and achieving state-of-the-art performance on the motor vehicle classes in Pascal 3D+.

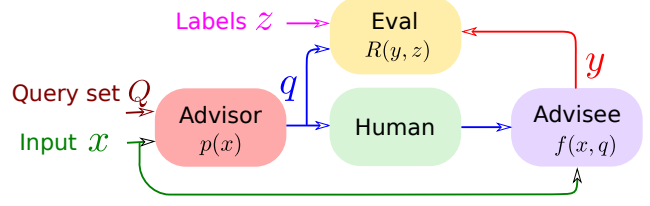


Figure 2. Adviser models $p(x)$ chose the optimal question q to be asked from humans, such that the evaluation $R(f(x, q), z)$ of advisee models is maximized. Our proposed model of Advisers is generic enough to encompass arbitrary Advisee models and evaluation functions as long as they conform to the illustrated relationships.

2. The Adviser Problem

Consider a hybrid-intelligence algorithm: one that can compute the solution to a problem and, while doing so, incorporate guidance from an oracle (a human) during computation [13]. What guidance is provided by the human, however, is unclear. Some guidance may lead to performance improvements while others may have little or no impact.

The role of the Adviser is to seek the best guidance possible from the human, which is the guidance that will ultimately lead to best performance improvement of the hybrid-intelligence algorithm. We hence call that algorithm the *advisee*. However, the Adviser must make a choice about what guidance to seek from the input data only; it cannot have the advisee compute all possible outcomes and then select among them post-hoc as this would require too many queries to the human and too many evaluations of the advisee model. Let us now make this idea more concrete.

Problem Statement Let algorithm f be a computer vision algorithm that maps a visual input, x , and human guidance to an output, y . The human guidance is the response to a query, q , from a finite set of queries, Q ; in our notation, we use q both for the query and query answer for simplicity. The output of f is evaluated by an evaluation function, R , that maps output, y , along with auxiliary variables, z , to a scalar value that captures its performance; the auxiliary variables could, for example, be the ground truth associated with x where R becomes an error-metric, or it could be empty where R becomes, perhaps, a user-evaluation or signal-to-noise ratio. We intend this definition to be general.

The goal of the Adviser is to learn a mapping from x to $q \in Q$ to maximize the evaluation $R(f(x, q), z)$:

$$p(x) \doteq q^* = \arg \max_{q \in Q} \mathbb{E} [R(f(x, q), z)] \quad (1)$$

where $p(x)$ represents the Adviser network, while $f(x, q)$ represents the advisee network. This framing of the problem is agnostic to the actual task, and only requires us to

know the set of queries that can be posed to the human, and the evaluation measure being optimized by the Adviser.

Concrete Adviser Example Let us now make this abstract definition of the Adviser problem more concrete with the example of interest in our paper. We consider monocular viewpoint estimation. Here, we are given a single image as input, $x \in \mathbb{R}^{h \times w \times 3}$, and assume it contains one instance of an object from set \mathcal{C} , such as a car or a bicycle. The challenge is to estimate the three-degrees-of-freedom viewpoint of the camera with respect to that object in the image, which we call *pose* for the remainder of the paper: the azimuth θ_1 , pitch θ_2 , and roll θ_3 angles. So, $y = (\theta_1, \theta_2, \theta_3)$. The evaluation function $R(\cdot)$ is the geodesic distance between the predicted pose and the ground-truth pose:

$$R(y, z) = \frac{\|\log(\mathbf{R}_y^T \mathbf{R}_z)\|_F}{\sqrt{2}} \quad (2)$$

where \mathbf{R}_y is the rotation matrix induced by predicted pose y and \mathbf{R}_z is the rotation matrix induced by ground-truth pose z and $\|\cdot\|_F$ is the Frobenius norm.

The last part of this example is the human guidance. For the viewpoint estimation case in study, consider a set K_c for an instance of $c \in \mathcal{C}$ to contain a set of possible keypoints for object c . In the case of the car category, the keypoint set may contain *front-left-bumper* and *rear-right-wheel* among others. Then, query q is a question that identifies a specific keypoint, k , and queries the human for its location in the image, (u, v) . For simplicity, we overload q to be the answer to such a query and hence, q is a tuple (k, u, v) where $k \in K_c$ is the identity of the keypoint and (u, v) is its pixel location in the input image x .

The specific advisee network that we use is the Click-Here CNN [20]. The Click-Here CNN takes this specific q and injects both the keypoint identity and the pixel location to modulate the viewpoint estimation inference, yielding a salient improvement in performance over the case of no human guidance. We discuss this example in full detail in Section 3.

Advisers in Practice: Adviser Networks When formulating an instance of the Adviser problem in practice, we realize that seeking an explicit $p(x)$ is ambitious: it may not even be directly evaluated as the probability density of the evaluation is not known and the full evaluation would, again, require too much human input. We hence elect to learn a data-driven deep network to *approximate* it (not in a rigorous sense).

A key question that arises in specifying such an Adviser network is whether we want to estimate the absolute expected error (evaluating R) associated with each possible query $q \in Q$ for a given input x , or if we only care about

the relative performance of each q . If we setup the Adviser network to learn to predict the relative, rather than absolute, performance of each possible query q then our predictions become robust to the actual difficulty of a given instance.

For example, consider our viewpoint estimation case for the object category of motorcycle. Now, we may have a blurry image and a well-focused image. If we seek a prediction of the absolute performance of a particular keypoint query, then the network will need to focus on the specific properties of the input image yielding a harder problem (considering the blurry versus well-resolved inputs) whereas, if we seek relative performance, then the network need not focus on these specifics and rather seek a more general representation over the image. In this case, for example, the network learning relative performance may learn to always prefer a query for the *left-handlebar* when considering a motorcycle, as it would disambiguate orientation.

In this work, we implement Eq. 1 as a classification problem on q ; where the Adviser Network is tasked with predicting a probability distribution over the expected relative impact of specific keypoints. We support our argument for the use of classification in Section 5.3 by showing that learning to predict the relative performance allows the Adviser Network to propose better keypoints than learning to estimate the absolute performance. We discuss the application of Adviser networks to viewpoint estimation in more detail below.

3. Viewpoint Estimation with an Adviser

We apply an Adviser Network to the task of viewpoint estimation, as shown in Figure 3. The goal of the Adviser Network is to choose the keypoint that would result in the most accurate viewpoint estimate, or pose, by the network. As mentioned in Section 2, an adviser problem is defined by the advisee algorithm, the set of queries that it can pose to a human, and an evaluation function.

In this work, we use Click-Here CNN [20] as our advisee network. The Click-Here CNN network has two streams: an image stream composed of the first seven layers of AlexNet [11] and a keypoint-weighted stream which encodes the human guidance as a weighting mask that is used to modulate the fourth convolutional layer in the image stream. The output of the two streams are concatenated and then fully connected layers are used to ultimately estimate the pose. See [20] for a full description of Click-Here CNN.

This choice of the advisee constrains the set of queries to the keypoint classes for the three motor-vehicle classes in Pascal 3D+ [22]. We define our evaluation function as the geodesic distance function (Equation 2) due to its common use in the viewpoint estimation literature [19, 21]. It should be noted that our choice of evaluation function is not limited to purely performance metrics; It is possible to de-

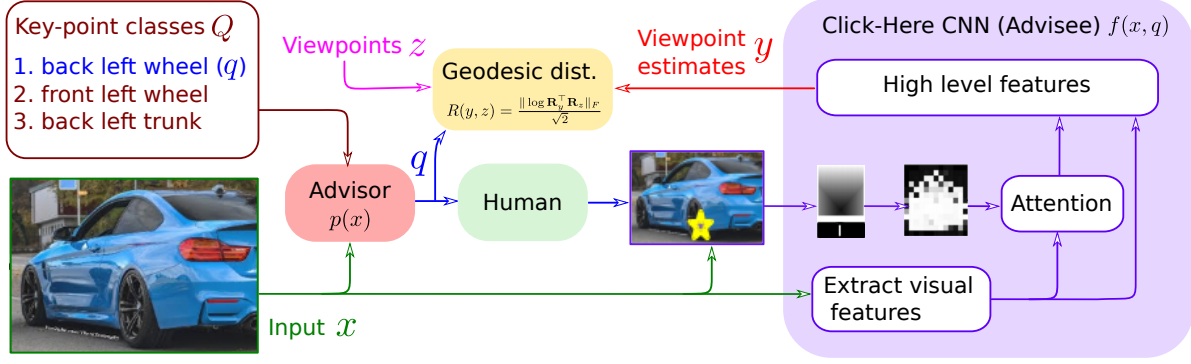


Figure 3. Instantiation of Adviser model for the monocular viewpoint estimation. We use key-point location as human input that helps Click-Here CNN to estimate viewpoint prediction better than without human input. The Adviser network predicts the key-point class to be queried from the human.

fine an evaluation function that incorporates some measure of utility [17] or query difficulty [1].

We use a variant of AlexNet [11] as the architecture of our Adviser network, with the final layer modified to output 34 classes, *i.e.* the number of keypoint classes for the 3 motor vehicle classes in Pascal 3D+. We initialize the Adviser Network with the weights from the image stream of Click-Here CNN in order to take advantage of the learned representations. Since our Adviser network is predicting the keypoint performance for three different object classes at the same time, we adopt the approach of Tulsani and Malik [21] and use a loss layer that applies the loss selectively to the keypoints belonging to the object class of the training instance. Hence, we are able to jointly train the adviser network on multiple object classes.

In order to classify images to keypoints, we need the convert the output of the evaluation function to a probability for each keypoint that captures how informative we expect the keypoint to be. We calculate a structured label, y_x , for image x by using a weighted softmax:

$$y_x = \begin{cases} \frac{\exp(-R(f(x, q_i), z)/T)}{\sum_{j \in KP(I)} \exp(-R(f(x, q_j), z)/T)} & \text{if } i \in KP(I) \\ 0 & \text{otherwise,} \end{cases} \quad (3)$$

where $R(f(x, q_i), z)$ is the geodesic error (Eq. 2) associated with the i -th keypoint on the image when it is used by Click-Here CNN, $KP(I)$ is the set of keypoints that are visible on image I , and T is a temperature to scale the error [6]. To illustrate an example, in the extreme case where two keypoints perform well, while all the other perform poorly, the probability distribution across keypoints would be near 50% for the two good keypoints, near 0 for the bad keypoints, and exactly 0 for all keypoints that are not visible on the image.

We use a temperature parameter in a similar spirit to Hinton *et al.* [6]. One difference is that they restrict their use to

Keypoint	Geodesic Err.	Label
Seat Back	N/A	0
Seat Front	23.22°	0.070
Head Center	N/A	0
Headlight Center	21.76°	0.091
Back Wheel-Left	15.06°	0.293
Front Wheel-Left	15.06°	0.293
Left Handle	15.90°	0.253
Back Wheel-Right	N/A	0
Front Wheel-Right	N/A	0
Right Handle	N/A	0

Figure 4. Advisee example for Geodesic Error and Label for each keypoint class. The label was generated using a temperature value of 0.01.

temperature values larger than 1 to soften the labels, while we use a wider range of values to modulate performance differences between keypoint errors. Different tasks will map their performance to different ranges, *e.g.* geodesic errors reported in degrees will be larger than those reported in radians, despite being exactly the same. Hence a scaling factor is needed to correct for that.

4. Experimental Setup

Dataset We evaluate Adviser Networks on the motor vehicle subset of Pascal 3D+ [22]; buses, cars, and motorbikes. We use the train/test split provided in the dataset. The motor vehicle subset includes 1554 training examples and 1552 testing examples. Dataset instances in Pascal 3D+ are annotated for difficulty, truncation, and occlusion. Previous work has often restricted their evaluation to non-truncated and non-occluded instances [19, 21]. In this work, we use the full test set to demonstrate the robustness of our approach (the experiment scores are recomputed for all methods using author-provided code and are hence different from the original papers).

The advisee dataset is generated using the procedure outlined in Section 3. We use the Click-Here CNN as the ad-

	<i>Accuracy$_{\pi/6}$</i>				<i>Median Geodesic Error</i>			
	Bus	Car	Motorbike	Mean	Bus	Car	Motorbike	Mean
Render For CNN	87.19	71.57	75.96	78.24	5.23	9.18	14.68	9.70
Lower-bound	92.53	85.59	75.22	84.45	3.29	5.93	14.11	7.78
Click-Here CNN	92.53	86.99	76.7	85.41	3.2	5.72	13.52	7.48
Frequency Prior	93.95	87.1	78.47	86.51	3.21	5.71	12.82	7.25
Performance Prior	93.95	88.28	79.35	87.19	3.21	5.69	12.73	7.21
CH-CNN with Adviser	93.59	88.39	84.07	88.68	3.16	5.71	12.42	7.1
Upper-bound	94.66	90.22	86.43	90.44	3.02	5.37	11.89	6.76

Table 1. Click-Here CNN performance with and without Adviser on Pascal-All. The main method of this paper is labeled CH-CNN with Adviser.

viser network. The performance for each keypoint is characterized by the distance between the estimated and ground-truth viewpoints. An example of an instance of the advisee set can be seen in Figure 4. We follow the same approach used by previous work on viewpoint estimation [20, 19, 21] using the geodesic distance as our evaluation metric and reporting the median geodesic error and accuracy; where accuracy is calculated as the fraction of instances whose geodesic error is lower than $\pi/6$.

Since Click-Here CNN is trained on Pascal 3D+, the network performs significantly better on the training data than on the test data. This results in a lower variance in the keypoint performance on the training data, which could affect the representations learned by the Adviser Network. To tackle this, we define a second dataset using only the official Pascal 3D+ test set. We use 70% of this dataset for training and the remaining 30% for evaluation. The split is performed separately for each of the three classes. We refer to the first dataset as Pascal-All and the second dataset as Pascal-Small.

Training and Testing We use the same training regime for all our experiments unless otherwise stated. We fine-tune the adviser network by training all layers using randomly sampled batches of size 128. The images are preprocessed by normalizing the RGB channels with the mean values from ImageNet [16] and cropping them using ground-truth bounding boxes. We train each model for 100 epochs and report the final test accuracy. We choose not to use early stopping since all models converge to their final performance. We use binary cross-entropy as the loss function for our classification experiments and mean-squared error as the loss function for our regression experiments. We evaluate models by considering the performance of Click-Here CNN using the top applicable keypoint prediction from the Adviser network. A keypoint is applicable if it visible on the image. For regression, we evaluate the model in a similar fashion by ranking the predictions by size and taking the one that is expected to produce the minimum error. All the models are trained using ADAM optimizer [9] with a

learning rate of 10^{-3} , first momentum rate of 0.9, and second momentum rate of 0.999. We did not perform any fine-tuning of hyper-parameters. All the code is implemented in PyTorch [14] and will be released upon publication.

5. Results

5.1. Pascal3D+ Motor Vehicles

We evaluate the Adviser network by evaluating the performance of Click-Here CNN when it uses the recommendations of the Adviser Network. We note that Click-Here CNN was evaluated on an augmented dataset where instances were image-keypoint pairs. Hence, to compare against Click-Here, one needs to reduce all the instances belonging to the same image onto a single instance. Therefore, we compare against five baselines:

- **Lower-bound:** maximum geodesic error across keypoints for each image. This can be thought of as an adversarial Oracle.
- **Upper-bound:** minimum geodesic error across keypoints for each image. This can be thought of as a friendly Oracle.
- **Click-Here CNN:** the mean geodesic error for all the keypoints in the image. This is the expected performance of Click-Here CNN.
- **Frequency Prior:** pick the keypoint that has appeared the most in the test set.
- **Performance Prior:** pick the keypoint that has performed the best on the test set.

We note that both priors were constructed using Click-Here’s performance on the test set, hence they are very strong priors. When evaluating the priors, we pick the highest ranking keypoint according the prior that exists on the image.

The results for Pascal-All are presented in Table 1. We show that using the Adviser Network outperforms the expected performance of Click-Here across all metrics, with

	$Accuracy_{\pi/6}$				$Median\ Geodesic\ Error$			
	Bus	Car	Motorbike	Mean	Bus	Car	Motorbike	Mean
Lower-bound	92.86	84.23	80.2	85.76	3.23	6.25	12.25	7.24
Click-Here CNN [20]	92.86	85.3	81.19	86.45	3.18	5.73	12.12	7.01
Frequency Prior	92.86	86.02	83.17	87.35	3.14	5.9	11.44	6.83
Performance Prior	94.05	86.02	83.17	87.75	3.09	5.86	11.44	6.80
CH-CNN with Adviser	95.24	86.38	86.14	89.25	3.23	5.70	11.27	6.73
Upper-bound	95.24	88.17	88.12	90.51	3.09	5.69	10.71	6.50

Table 2. ClickHere CNN performance with and without Adviser for the Pascal-Small dataset. The Adviser Network is able to take advantage of the increased variance between keypoints to learn better representations as shown by the increasing margin between the performance achieved by using the adviser as opposed to using the priors.

a mean improvement of 3.27%. This finding supports our claim that an Adviser network can improve human-in-the-loop visual inference. Despite the performance prior exceeding the Adviser performance on some metrics, the Adviser network still has a better mean performance for both accuracy and median geodesic error. Another thing to note is that Click-Here CNN benefits the most from using an Adviser network with the most difficult class, motorbike.

We evaluate the performance of the model on Pascal-Small, as shown in Table 2. As shown by the results, the use of the predictions from the adviser results in outperforming all the baselines on accuracy. It is interesting to note that the Motorbike is one of the classes that shows the greatest improvement on this dataset as well. One reason that might be causing this is that, unlike the other two classes, the motorbike class has multiple keypoints that do not explicitly encode something about its location, such as “headlight center” and “seat back” which are visible from many keypoints and are not that helpful. It’s also the case that keypoints are much more helpful in cases of ambiguous symmetry; *i.e.* knowing that the left side of the wheel is visible greatly reduces the possible viewpoints

5.2. Effect of Temperature Parameter

As mentioned in Section 3, the temperature parameter allows us to modulate the significance of differences in performance. We explore the impact of changing the temperature parameter. It should be noted that at the extreme of a very high temperature, all keypoint performances are equal and the task becomes equivalent to that of predicting which keypoints exist for the image. At the other extreme, the differences are greatly amplified such that the output is equivalent to trying to predict the keypoint(s) that yield the highest performance. We are motivated by the findings of Hinton *et al.* [6] and expected that modeling the small variations keypoint performance would allow the network to learn a better representation.

We performed a series of experiments training the network for different values of temperature, the results are displayed in Table 3. As shown, in the results, the temperature

T	Pascal-All	Pascal-Small
0.01	88.09	89.25
0.1	88.68	89.13
1	87.72	89.12
10	88.44	89.12
100	88.83	89.24

Table 3. The Effect of the temperature parameter on the mean accuracy performance for Pascal-All and Pascal-Small.

parameter does not seem to have a large impact on the performance of the model. One possible explanation for this is that the performance of different keypoints does not capture any additional structure, or if it does, that our model is unable to learn it. One difference between our setting and that of Hinton *et al.* [6] is that the probabilities were output from an ensemble of models for the same data, while our probabilities are output by a single model for different data values. It is possible that current visual inference models are able to achieve a high performance without learning any implicit dependencies between the different keypoints.

5.3. Classification vs Regression for Advising

The Adviser network could learn the importance of different keypoints by either learning to predict their relative performance via classification or through learning to predict the actual performance via regression. We test our claim that learning the relative performance allows the model to achieve a higher performance by comparing the classification performance against regression. Since the geodesic error can be calculated in radians or degrees, we train models to regress both errors.

As shown in Table 4, classification outperforms regression across most metrics. One exception to this is the bus example, however, all the other results indicate the bus class is an easy class for viewpoint estimators, as the performance seems saturated and there does not seem to be sufficient variation for the impact of the keypoint on the actual performance.

	Bus	Car	Motorbike	Mean
Classification	93.59	88.39	84.07	88.68
Regression (deg)	93.95	87.96	81.12	87.68
Regression (rad)	93.59	88.17	79.65	87.14
Classification	3.16	5.71	12.42	7.1
Regression (deg)	3.21	5.74	12.82	7.26
Regression (rad)	3.21	5.72	12.80	7.24

Table 4. Comparison between the performance of regression and classification loss for Adviser Networks on Pascal-All. The top 3 rows show the accuracy, while the 3 bottom rows show the median geodesic error.

6. Related Work

There has been a lot of recent interest in using Human-In-The-Loop for computer vision applications. A lot of this work has been done to curate better datasets [17, 10], while some of the work has been to tackle some of the more challenging visual tasks such as viewpoint estimation [20] and fine-grained classification [2, 1]. We focus our comparison against methods that were focused on how to leverage human guidance within the scope of human-in-the-loop computer vision. One approach is to find the question that maximizes utility [17] or information gain [1]. While those approaches have a strong theoretical basis and can provide remarkable performance, they require one to have an accurate model of the task to calculate the expected utility or information gain. The generation of such a model can be difficult for highly dimensional inputs [1]. The creation of the model also requires for the task to be clearly understood to assign the correct utilities. Another approach would be to provide the human with all possible queries and ask them to answer any of them. One could possibly adopt this approach if they believe that inputs are equally informative. However, previous work has shown that this is not always the case [20, 1]. One could also assume that humans will answer the query that is most discriminative. While [4] have shown that this can provide boosts in performance for attribute-based classification, [12] have shown that humans do not focus on the same features as deep convolutional neural networks. Hence relying on human bias might not result in the optimal performance.

Our work is also related to literature that attempts to learn representations from one network to another. Bucila *et al.* [3] show that one can compress the representations learned by a model in smaller model, while Hinton *et al.* [6] show that one can transfer the representations learned by a large network to a smaller one. Romero *et al.* [15] explore the idea of using a network to teach its representations to another network. All those works different from us as both models are learning to perform the same task, while the Adviser Network is trying to learn the meta tasks of finding the

best keypoint and not replicate the task of its advisee.

Previous work that greatly shares our overall goal is work related to mixed expert models [8]. There a gating network learns to assign different tasks to different networks. A crucial difference that differentiates our work is that the gating network is trained jointly with the expert models, while we assume a black-box model that has already pre-trained.

Finally, work in the area of Active learning [18] has been concerned with choosing the best instance to train a model. While we share their goal of finding the next data point to choose, their work is focused on finding the best instance to train a model, while our focus is on choosing the best keypoint at inference time.

7. Conclusion and Future Work

In this work, we define the Adviser problem as the problem of finding the query that would best improve the performance of a hybrid-intelligence system. We formulate a solution to the adviser problem using a deep convolutional neural network and apply it to the task of viewpoint estimation where the question asks for the location of a specific keypoint in the input image. We show that by using the keypoint guidance from the Adviser Network and the human, the model is able to outperform the previous hybrid-intelligence state-of-the-art by 3.27%, and outperform the computer-only state-of-the-art by 10.44% absolute.

While we assume that human choice of keypoints is random, this might not be the case and while some previous work [4] has shown that training using human chosen patches can improve classification performance [12] have shown that state-of-the-arts models pay attention to different parts of the image than humans. Hence it would be beneficial to compare unconstrained human choices to the Adviser Networks output.

While our focus here has been on using Click-Here CNN for viewpoint estimation, our approach is easily extensible to other hybrid intelligence tasks due to the generality of our approach. We plan on extending this work to other tasks such as fine-grained classification and video dense-captioning, as well as integrating more complex modalities for human guidance such as language.

Acknowledgments We thank Madan Ravi Ganesh, Shurjo Banerjee, Vikas Dhiman, Sajjan Patel, and Ryan Szeto for their helpful discussions. This work was supported by Soar Tech.

References

- [1] S. Branson, G. Van Horn, C. Wah, P. Perona, and S. Belongie. The ignorant led by the blind: A hybrid human-machine vision system for fine-grained categorization. *Inter-*

- national Journal of Computer Vision*, 108(1-2):3–29, 2014. 1, 4, 7
- [2] S. Branson, C. Wah, F. Schroff, B. Babenko, P. Welinder, P. Perona, and S. Belongie. Visual recognition with humans in the loop. In *Proceedings of the European Conference on Computer Vision*, pages 438–451. Springer, 2010. 1, 7
 - [3] C. Bucilu, R. Caruana, and A. Niculescu-Mizil. Model compression. In *Proceedings of the 12th ACM SIGKDD international conference on Knowledge discovery and data mining*, pages 535–541. ACM, 2006. 7
 - [4] J. Deng, J. Krause, and L. Fei-Fei. Fine-grained crowdsourcing for fine-grained recognition. In *Proceedings of the IEEE conference on computer vision and pattern recognition*, pages 580–587, 2013. 7
 - [5] K. He, X. Zhang, S. Ren, and J. Sun. Delving deep into rectifiers: Surpassing human-level performance on imagenet classification. In *Proceedings of the IEEE international conference on computer vision*, pages 1026–1034, 2015. 1
 - [6] G. Hinton, O. Vinyals, and J. Dean. Distilling the knowledge in a neural network. *arXiv preprint arXiv:1503.02531*, 2015. 4, 6, 7
 - [7] S. Ioffe and C. Szegedy. Batch normalization: Accelerating deep network training by reducing internal covariate shift. In *International Conference on Machine Learning*, pages 448–456, 2015. 1
 - [8] R. A. Jacobs, M. I. Jordan, S. J. Nowlan, and G. E. Hinton. Adaptive mixtures of local experts. *Neural computation*, 3(1):79–87, 1991. 7
 - [9] D. Kingma and J. Ba. Adam: A method for stochastic optimization. 2015. 5
 - [10] A. Kovashka, S. Vijayanarasimhan, and K. Grauman. Actively selecting annotations among objects and attributes. In *Computer Vision (ICCV), 2011 IEEE International Conference on*, pages 1403–1410. IEEE, 2011. 7
 - [11] A. Krizhevsky, I. Sutskever, and G. E. Hinton. Imagenet classification with deep convolutional neural networks. In *Advances in neural information processing systems*, pages 1097–1105, 2012. 3, 4
 - [12] D. Linsley, S. Eberhardt, T. Sharma, P. Gupta, and T. Serre. What are the visual features underlying human versus machine vision? In *Proceedings of the IEEE Conference on Computer Vision and Pattern Recognition*, pages 2706–2714, 2017. 7
 - [13] D. Merritt, J. Jones, M. S. Ackerman, and W. S. Lasecki. Kurator: Using the crowd to help families with personal curation tasks. In *Proceedings of the 2017 ACM Conference on Computer Supported Cooperative Work and Social Computing, CSCW '17*, pages 1835–1849, New York, NY, USA, 2017. ACM. 2
 - [14] A. Paszke, S. Chintala, R. Collobert, K. Kavukcuoglu, C. Farabet, S. Bengio, I. Melvin, J. Weston, and J. Mariethoz. Pytorch: Tensors and dynamic neural networks in python with strong gpu acceleration, may 2017. 5
 - [15] A. Romero, N. Ballas, S. E. Kahou, A. Chassang, C. Gatta, and Y. Bengio. Fitnets: Hints for thin deep nets. 2015. 7
 - [16] O. Russakovsky, J. Deng, H. Su, J. Krause, S. Satheesh, S. Ma, Z. Huang, A. Karpathy, A. Khosla, M. Bernstein, et al. Imagenet large scale visual recognition challenge. *International Journal of Computer Vision*, 115(3):211–252, 2015. 5
 - [17] O. Russakovsky, L.-J. Li, and L. Fei-Fei. Best of both worlds: human-machine collaboration for object annotation. In *Proceedings of the IEEE Conference on Computer Vision and Pattern Recognition*, pages 2121–2131, 2015. 1, 4, 7
 - [18] B. Settles. From theories to queries: Active learning in practice. In *Active Learning and Experimental Design workshop In conjunction with AISTATS 2010*, pages 1–18, 2011. 7
 - [19] H. Su, C. R. Qi, Y. Li, and L. J. Guibas. Render for cnn: Viewpoint estimation in images using cnns trained with rendered 3d model views. In *Proceedings of the IEEE International Conference on Computer Vision*, pages 2686–2694, 2015. 1, 2, 3, 4, 5
 - [20] R. Szeto and J. J. Corso. Click here: Human-localized keypoints as guidance for viewpoint estimation. In *IEEE International Conference on Computer Vision (ICCV)*, Oct 2017. 1, 2, 3, 5, 6, 7
 - [21] S. Tulsiani and J. Malik. Viewpoints and keypoints. In *Proceedings of the IEEE Conference on Computer Vision and Pattern Recognition*, pages 1510–1519, 2015. 3, 4, 5
 - [22] Y. Xiang, R. Mottaghi, and S. Savarese. Beyond pascal: A benchmark for 3d object detection in the wild. In *IEEE Winter Conference on Applications of Computer Vision (WACV)*, 2014. 2, 3, 4