

Alleviating catastrophic forgetting using context-dependent gating and synaptic stabilization

Nicolas Y. Masse¹, Gregory D. Grant¹, David J. Freedman^{1,2}

¹Department of Neurobiology

²The Grossman Institute for Neuroscience, Quantitative Biology and Human Behavior
The University of Chicago

{masse, gdgrant, dfreedman}@uchicago.edu

Abstract

Humans and most animals can learn new tasks without forgetting old ones. However, training artificial neural networks (ANNs) on new tasks typically cause it to forget previously learned tasks. This phenomenon is the result of "catastrophic forgetting", in which training an ANN disrupts connection weights that were important for solving previous tasks, degrading task performance. Several recent studies have proposed methods to stabilize connection weights of ANNs that are deemed most important for solving a task, which helps alleviate catastrophic forgetting. Here, drawing inspiration from algorithms that are believed to be implemented *in vivo*, we propose a complementary method: adding a context-dependent gating signal, such that only sparse, mostly non-overlapping patterns of units are active for any one task. This method is easy to implement, requires little computational overhead, and allows ANNs to maintain high performance across large numbers of sequentially presented tasks when combined with weight stabilization. This work provides another example of how neuroscience-inspired algorithms can benefit ANN design and capability.

1 Introduction

Humans and other advanced animals are capable of learning large numbers of tasks during their lifetime, without necessarily forgetting previously learned information. This ability to learn and not forget past knowledge, referred to as continual learning, is a critical requirement to design ANNs that can build upon previous knowledge to solve new tasks. However, when ANNs are trained on several tasks sequentially, they often suffer from "catastrophic forgetting", wherein learning new tasks degrades performance on previously learned tasks. This occurs because learning a new task can alter connection weights and biases away from optimal solutions to previous tasks.

Given that humans are capable of continual learning, it makes sense to look toward neuroscientific studies of the brain for possible solutions to catastrophic forgetting. Within the brain, most excitatory synaptic connections are located on dendritic spines (Peters, 1991), the morphology of which shapes the connections' strengths (Kasai et al., 2003; Yuste and Bonhoeffer, 2001). This morphology, and hence the functional connectivity of the associated synapses, can be either dynamic or stable, with lifetimes ranging from seconds and years (Kasai et al., 2003; Yoshihara et al., 2009; Fischer et al., 1998). Particularly, skill acquisition and retention is associated with the creation and stabilization of dendritic spines (Yang et al., 2009; Xu et al., 2009). These results have inspired two recent modelling studies proposing methods that mimic spine stabilization to alleviate catastrophic forgetting (Zenke et al., 2017; Kirkpatrick et al., 2017). Specifically, the authors propose methods to measure the importance of each connection weight towards solving a task, and then stabilize each weights according to its importance. Applying these stabilization techniques allows ANNs to learn several (≤ 10) sequential tasks with only a small loss in accuracy.

However, humans and other animals will likely encounter large numbers ($\gg 100$) of different tasks and environments that must be learned and remembered, and it is uncertain whether synaptic stabilization alone can support continual learning across large numbers of tasks. Consistent with this notion, neuroscience studies have proposed that diverse mechanisms operating at the systems (Cichon and Gan, 2015; Tononi and Cirelli, 2014), morphological (Kasai et al., 2003; Yoshihara et al., 2009), and transcriptional (Kukushkin and Carew, 2017) levels all act to stabilize learned information, raising the question as to whether several complementary algorithms are required to support continual learning in ANNs.

In this study, we examine whether another neuroscience-inspired solution, context-dependent gating, can further support continual learning when combined with synaptic stabilization. In the brain, switching between tasks can disinhibit sparse, highly non-overlapping sets of dendritic branches (Cichon and Gan, 2015). This allows synaptic changes to occur on a small set of dendritic branches for any one task, with minimal interference with synaptic changes that occurred for previous tasks on (mostly) different branches. In this study, we implement a simplified version of this context-dependent gating (XdG) such that sparse and mostly non-overlapping sets of units are active for any one task. The algorithm consists of an additional signal that is unique for each task, and that is projected onto all hidden neurons. Importantly, this algorithm is simple to implement and requires little extra computational overhead.

We tested our method on two different cases: 1) the permuted MNIST digit classification task (Goodfellow et al., 2013), in which the inputs differed between tasks but the output domain (i.e. class labels) was held constant, and 2) the split CIFAR-100 image classification task (Krizhevsky and Hinton, 2009), in which both the inputs and the output domain differed between tasks. When combined with synaptic stabilization methods previously proposed (Zenke et al., 2017; Kirkpatrick et al., 2017), our method allows ANNs to maintain high accuracy across large numbers sequentially presented MNIST permutations (95.4% and 90.7% across 100 and 500 tasks, respectively, compared to 82.3% and 54.9% for synaptic stabilization alone) and across the CIFAR-100 dataset split into 20 tasks (82.7% compared to 32.2% for stabilization alone). Therefore, this neuroscience-inspired solution, when used in tandem with existing stabilization methods, dramatically increases the ability of ANNs to learn large numbers tasks without forgetting previous knowledge.

2 Results

The goal of this study was to develop neuroscience-inspired methods to alleviate catastrophic forgetting in ANNs. Two previous studies have proposed one such method: stabilizing connection weights depending on their importance for solving a task (Zenke et al., 2017; Kirkpatrick et al., 2017). This method, inspired by neuroscience research demonstrating that stabilization of dendritic spines is associated with task learning and retention (Yang et al., 2009; Xu et al., 2009), has shown promising results when trained and tested on sequences of ≤ 10 tasks. However, it is uncertain how well these methods perform when trained on much larger number of sequential tasks.

We tested whether these methods can alleviate catastrophic forgetting by measuring performance on 100 sequentially presented digit classification tasks. Specifically, we tested a fully connected network with two hidden layers (2000 units each, Figure 1A) on the permuted MNIST digit classification task. This involved training the network on the MNIST task for 20 epochs, permuting the 784 pixels in all images with the same permutation, and then training the network on this new set of images.

We sequentially trained the base ANN on 100 different permutations of the image set. Without any synaptic stabilization, this network can classify digits with a mean classification accuracy of 98.5% for any single permutation, but mean classification accuracy falls to 52.5% after the network is trained on 10 permutations, and to 19.1% after training on 100 permutations (black curve, Figure 2A).

2.1 Synaptic Stabilization

Given that this ANN rapidly forgets previously learned permutations of the MNIST task, we next asked how well two previously proposed synaptic stabilization methods, synaptic intelligence (SI) (Zenke

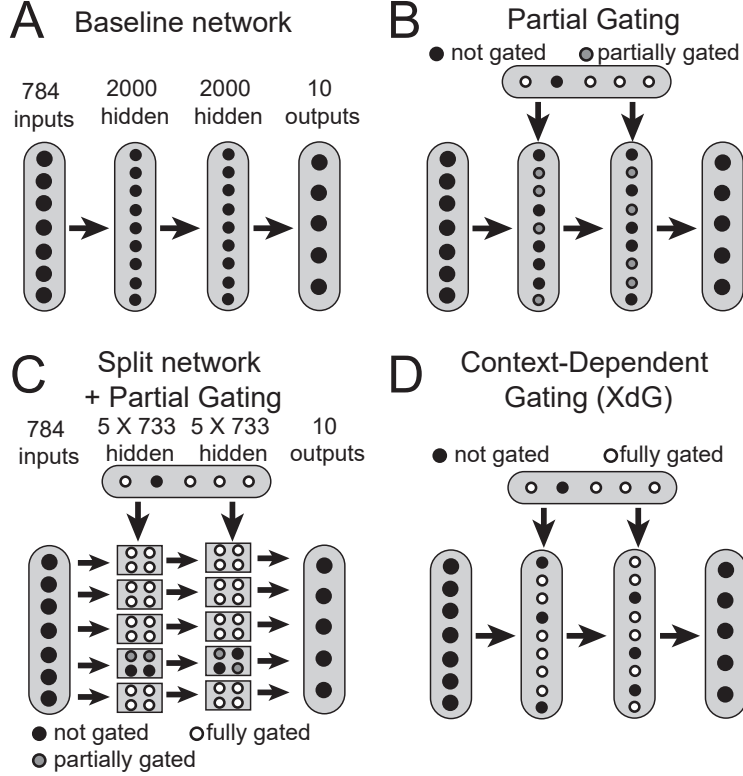


Figure 1: Network architectures for the permuted MNIST task. The ReLu activation function was applied to all hidden units. **(A)** The baseline network consisted of a multi-layer perceptron with 2 hidden layers consisting of 2000 units each. **(B)** Partial gating of the network consisted of multiplying the activity of 50% of hidden units by 0.5 (partially gated), while the other half was left unchanged (not gated). The 50% of hidden units partially gated was randomly chosen for each task, and was fixed during training and testing for each specific. **(C)** Split networks consisted of 5 independent subnetworks, with no connections between subnetworks. Each subnetwork consisted of 2 hidden layers with 733 units each, such that it contained the same amount of parameters as the full network described in (A). Each subnetwork was trained and tested on 20% of tasks, implying that for every task, 4 out of the 5 subnetworks was set to zero (fully gated). The subnetwork that was active for each task was partially gated, as described in B. **(D)** Context-dependent gating consisted of multiplying the activity of a fixed percentage of hidden units by 0 (fully gated), while the rest were left unchanged (not gated). The results in Figure 2D involve fully gating 80% of hidden units.

et al., 2017) and elastic weight consolidation (EWC) (Kirkpatrick et al., 2017), alleviate catastrophic forgetting. Both methods work by applying a quadratic penalty term on adjusting synaptic connection weights, multiplied by a value quantifying the importance of each synapse towards solving previous tasks (see Methods). Briefly, EWC works by approximating how small changes to each parameter affect the network output, calculated after training on each task is completed, while SI works by calculating how the gradient of the loss function correlates with parameter updates, calculated during training. Both stabilization methods significantly alleviate catastrophic forgetting: mean classification accuracies for networks with EWC (green curve, Figure 2A) were 96.7% and 62.0% after 10 and 100 permutations, respectively, and mean classification accuracies for networks with SI (magenta curve, Figure 2A) were 97.2% and 82.3% after 10 and 100 permutations, respectively. We note that we used the parameters that produced the greatest mean accuracy across all 100 permutations (see Methods). Although both stabilization methods successfully mitigated forgetting, mean classification accuracy after 100 permutations was still far below single-task accuracy. This prompts the question of whether an additional, complementary method can raise performance even further.

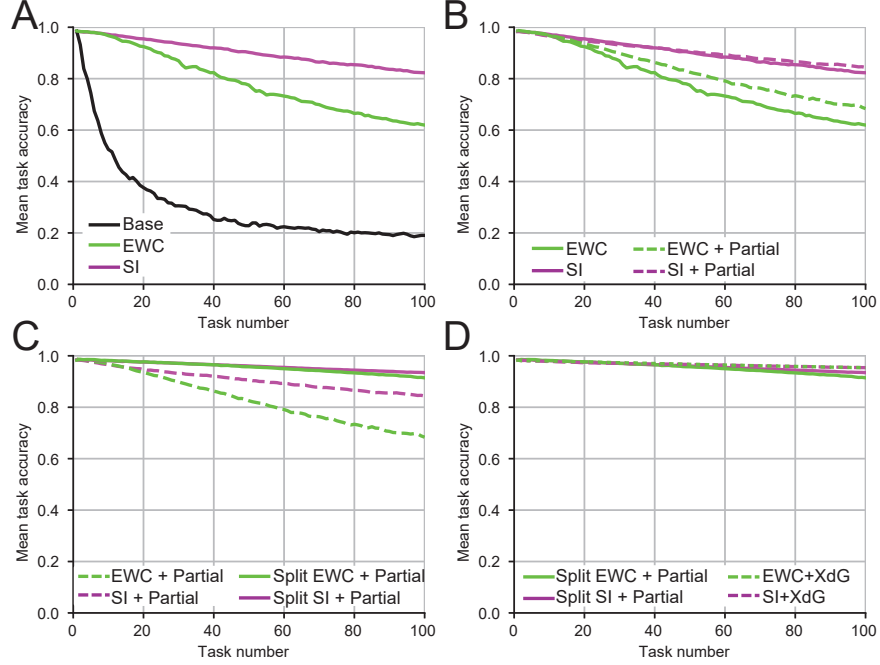


Figure 2: Task accuracy on the permuted MNIST benchmark task. All curves show the mean classification accuracy as a function of the number of tasks the network was trained on, where each task corresponds to a different random permutation of the input pixels. (A) The black, green and magenta curve represent the mean accuracy for networks without synaptic stabilization, with EWC and with SI, respectively. (B) The solid green and magenta curves represent the mean accuracy for networks with EWC and with SI, respectively (same as in A), and the dashed green and dashed magenta curves represent the mean accuracy for networks with partial gating combined with EWC or SI, respectively. (C) The dashed green and magenta curves represent the mean accuracy for networks with partial gating combined with EWC or SI, respectively (same as in B), and the solid green and magenta curves represent the mean accuracy for split networks combined with EWC or SI, respectively. (D) The solid green and magenta curves represent the mean accuracy for split networks combined with EWC or SI, respectively (same as in C), and the dashed green and magenta curves represent the mean accuracy for networks with context-dependent gating combined with EWC or SI, respectively.

2.2 Partial Gating

One possible reason why classification accuracy decreased after many permutations was that ANNs were not informed as to what permutation, or context, was currently being tested. In contrast, context-dependent signals in the brain, likely originating from areas such as the prefrontal cortex, project to various cortical areas and allow neural circuits to process incoming information in a task-dependent manner (Engel et al., 2001; Johnston et al., 2007). Thus, we tested whether such a context-dependent signal improves mean classification accuracy: for each permutation, the activity of 50% of the network’s hidden units, randomly chosen, was multiplied by 0.5 (or partially gated, Figure 1B), while the activity of the other 50% was left unchanged. The identity of the 50% of hidden units partially gated was fixed during training and testing for that specific permutation, and a different random 50% of hidden units was chosen for each permutation.

We found that networks including synaptic stabilization combined with context-dependent partial gating had greater mean classification accuracy (SI = 84.4%, EWC = 68.4%, Figure 2B) compared to networks that included synaptic stabilization alone (SI = 82.3%, EWC = 62.0%). However, the mean classification accuracy after 100 tasks still falls short of single-task accuracy, prompting again the question of whether different methods can produce even better results.

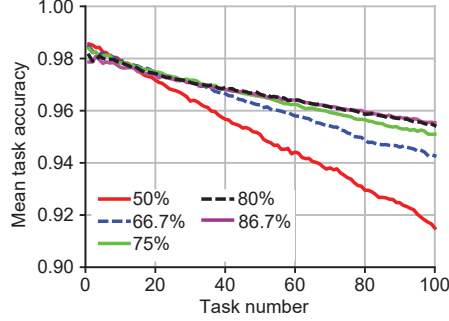


Figure 3: Mean classification accuracy for networks with SI combined with context-dependent gating in which 50% (red curve), 67% (dashed blue curve), 75% (green curve), 80% (dashed black curve) or 86.7% (magenta curve) of hidden units were gated for each task.

2.3 Split Network

Recent neuroscience studies have highlighted how context-dependent signaling not only allows various cortical areas to process information in a context-dependent manner, but selectively inhibits large parts of the network (Kuchibhotla et al., 2017; Otazu et al., 2009). This inhibition potentially alleviates catastrophic forgetting, provided that changes in synaptic weights only occur if their pre- and post-synaptic partners are active during the task, and are frozen otherwise.

To test this possibility, we split the network into 5 subnetworks of equal size (Figure 2C). Each subnetwork contained 733 neurons in each hidden layer, so that the number of connection weights in this split network matched the number of free parameters in the full network. For each permutation, one subnetwork was activated, and the other four were fully inhibited. Furthermore, context-dependent partial gating (described in Figure 2B) was applied to the active subnetwork (in order to signal to this subnetwork the current task). This split network, combined with synaptic stabilization and partial gating, achieved greater mean classification accuracies (SI = 93.5%, EWC = 91.4%) than full networks with synaptic stabilization combined with partial gating (SI = 84.4%, EWC = 68.4%).

2.4 Full Context-Dependent Gating

This result suggests that context-dependent inhibition can potentially allow networks to learn many more sequentially presented tasks with minimal forgetting. However, splitting networks into a fixed number of subnetworks a priori may be impractical for more real-world examples. Furthermore, this method forces each subnetwork to learn multiple tasks, whereas greater classification accuracies might be possible if unique, partially-overlapping sets of synapses are responsible for learning each new task (Fernando et al., 2017). Thus, we tested a final method (Figure 2D); similar to the method in Figure 2B, a context-dependent signal multiplied the activity of $X\%$ of hidden units (X was set to 80% in Figure 2D), randomly chosen, by 0 (or fully gated, Figure 1B), while the activity of the other $(1-X)\%$ was left unchanged. The identity of the fully gated units was fixed during training and testing for the specific permutation, and a different set of fully gated hidden units was chosen for each permutation. We refer to this method as context-dependent gating (XdG). SI or EWC combined with XdG produced a mean classification accuracy of 95.4%.

The optimal percentage of units to gate is a compromise between keeping a greater number of units active, increasing the network’s representational capacity, and keeping a greater numbers of units gated, which decreases the number of connection weight changes and forgetting between tasks. For the permuted MNIST task, we found that mean classification accuracy peaked when between 80% or 86.7% of units were gated (values of 95.4% and 95.5%, respectively) (Figure 3). We note that this optimal value depends upon the network size and architecture, and the number of tasks the network is trained on.

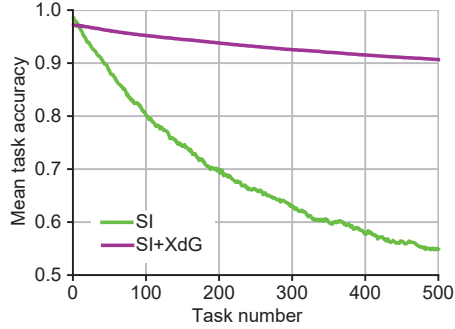


Figure 4: Mean classification accuracy across 500 permutations of the MNIST task. The green curve shows the mean classification accuracy for networks with SI, and the magenta curve shows the mean accuracy for networks with SI combined with context-dependent gating in which 92.2% (11/12) of units were gated for each task.

XdG combined with synaptic stabilization allowed networks to learn 100 sequentially trained tasks with minimal loss in performance, with accuracy dropping from 98.2% on the first task to a mean of 95.4% across all 100 tasks. This result prompted the question of whether XdG allows networks to learn even more tasks with only a gradual loss in accuracy, or if they would instead reach a critical point where accuracy drops abruptly. Thus, we repeated our analysis for 500 sequentially trained tasks, and found that XdG combined with stabilization allowed for continual learning with only a gradual loss of accuracy over 500 tasks (SI = 90.7%, Figure 4). In comparison, mean accuracy for synaptic stabilization alone (SI = 54.9%) decreased more severely.

2.5 Context-Dependent Gating on the CIFAR Dataset

A simplifying feature of the permuted MNIST task is that the output domain is kept constant across tasks. For example, output unit 1 is always associated with the digit 1, output unit 2 is always associated with the digit 2, etc. We wanted to make sure that our methods generalize to cases in which the output domain differs between tasks. Thus, we tested our method on the CIFAR-100 image classification dataset, in which we sequentially trained the network on 20 tasks in which the network had to classify images into one of five image classes. Each task contained 5 different image classes (e.g. the image classes for task 1 were beaver, dolphin, otter, seal, and whale, while the image classes for task 20 were lawn-mower, rocket, streetcar, tank, and tractor).

We tested our model on the CIFAR tasks using two different output layer architectures. The first was a "multi-head" output layer, which consisted of 100 units, one for each image class. The output activity of 95 output neurons not applicable to the current task was set to zero. Using this architecture, mean classification accuracy across all 20 tasks for networks without stabilization was 65.5%, and adding synaptic stabilization almost fully alleviated forgetting (SI = 78.6%, EWC = 79.8%). In comparison, mean accuracy after training and testing each individual task (no sequential training) was 83.3%.

The multi-headed network architecture, while potentially effective, can be impractical for real-world implementations as it requires one output neuron for each possible output class that the network might encounter, which might not be known *a priori*. Thus, we also tested a "single-head" output layer, which consisted of only 5 units, and the activity of these 5 units was associated with different image classes in different tasks (e.g. output of unit 1 was associated with the image class "beaver" for task 1, but was associated with the image class "lawn-mower" for task 20). Mean classification accuracy for this more challenging architecture was substantially lower (no stabilization = 21.8%, SI = 32.2%, EWC = 28.3%).

We wanted to know whether our method could alleviate forgetting for this more challenging architecture, in which output units were associated with different image classes. Thus, we repeated our analysis used for Figures 2B-D. We found that adding partial gating produced a small

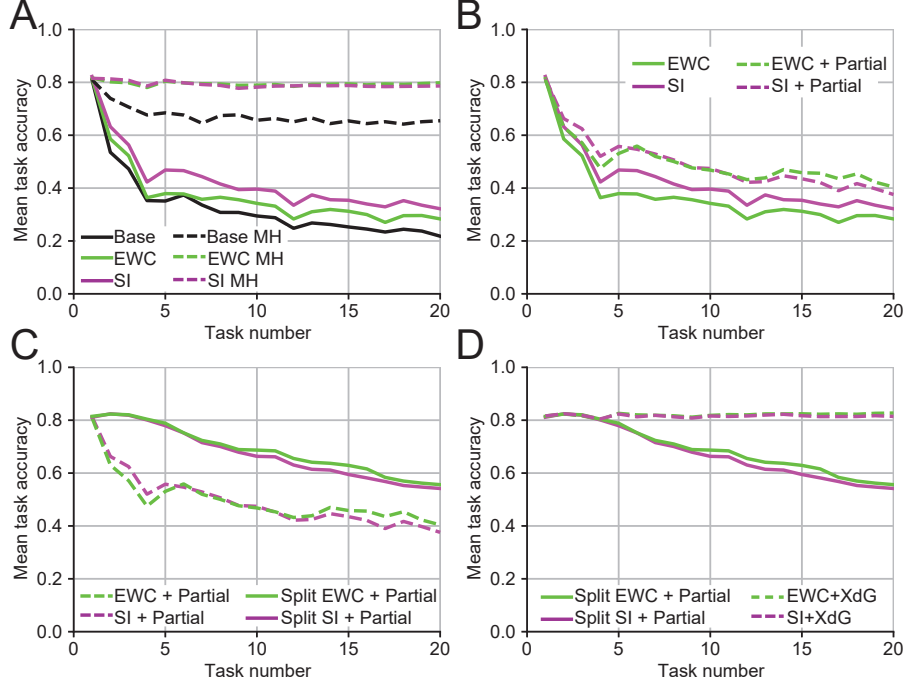


Figure 5: Similar to Figure 2, except showing the mean image classification accuracy for the CIFAR-100 dataset split into 20 sequentially trained sections. **(A)** The dashed black, green and magenta curves represent the mean accuracies for multi-head networks without synaptic stabilization, with EWC or SI, respectively. The solid black, green and magenta curves represent the mean accuracies for non multi-head networks without synaptic stabilization, with EWC or SI, respectively. All further results involve non multi-head networks. **(B)** The solid green and magenta curves represent the mean accuracies for networks with EWC or SI, respectively (same as in A). The dashed green and magenta curves represent the mean accuracies for partially gated networks with EWC or SI, respectively. **(C)** The dashed green and magenta curves represent the mean accuracies for partially gated networks with EWC or SI, respectively (same as in B). The solid green and magenta curves represent the mean accuracies for split networks, with partial gating combined with EWC or SI, respectively. **(D)** The solid green and magenta curves represent the mean accuracies for split networks, with partial gating combined with EWC or SI, respectively (same as in C). The dashed green and magenta curves represent the mean accuracies for networks with context-dependent gating (XdG) combined with EWC or SI, respectively.

increase in mean accuracy (SI = 37.6%, EWC = 40.4%, Figure 5B). Mean accuracy for networks evenly split into four subnetworks combined with synaptic stabilization and partial gating was greater still (SI = 54.2%, EWC = 55.6%, Figure 5C), but accuracy continued to decline across the 20 tasks. Finally, context-dependent gating (XdG), in which we fully gated 75% of hidden units, combined with synaptic stabilization allowed networks to learn all 20 tasks with very little forgetting (SI = 82.7%, EWC = 81.4%, Figure 5D). Thus, XdG used in tandem with synaptic stabilization can alleviate catastrophic forgetting even when the output domain differs between tasks.

3 Discussion

In this study, we have shown that context-dependent gating (XdG), used in conjunction with previous methods to stabilize synapses, can alleviate catastrophic forgetting in ANNs trained on large numbers of sequentially presented tasks. This method works equally well when the input statistics differ between tasks, and the output domain is held constant (permuted MNIST), and more importantly, when both the input and output domains differ between tasks (CIFAR-100). Furthermore, for the permuted MNIST task, we have demonstrated that this method allows networks to learn large numbers of sequentially presented tasks, achieving accuracies of 95.4% and 90.7% over 100 and 500

sequentially presented tasks, compared to 80.4% and 54.9% using synaptic stabilization alone. To our knowledge, these numbers of tasks are an order of magnitude greater compared to previously published work (Zenke et al., 2017; Kirkpatrick et al., 2017; He and Jaeger, 2017; Nguyen et al., 2017; Serrà et al., 2018).

3.1 Transfer learning

Humans and other advanced animals can rapidly learn new rules or tasks, in contrast to the thousands of data points usually required for ANNs to accurately perform new tasks. This is because most new tasks are at least partially similar to tasks or contexts that have been previously encountered, and one can use past knowledge learned from these similar tasks to help learn the rules and contingencies of the new task. This process of using past knowledge to rapidly solve new tasks is referred to as transfer learning, and several groups have recently proposed how ANNs can implement this form of rapid learning (Santoro et al., 2016; Lake et al., 2013).

Although the context-dependent gating we have proposed in this study did not explicitly address transfer learning, one could speculate that such a signal might play a critical role in not only alleviating catastrophic forgetting, but in facilitating transfer learning. Suppose that specific ensembles of units underlie the various cognitive processes, or building blocks, required to solve different tasks. Then learning a new task would not require relearning entirely new sets of connection weights, but rather implementing a context-dependent signal that activates the necessary building blocks, and facilitates their interaction, in order to solve the new task. We believe that *in vivo* studies examining how various cortical and subcortical areas underlie task learning will be an invaluable resource towards designing novel algorithms that allow ANNs to rapidly learn new information in a wide range of contexts and environments.

3.2 Disinhibitory circuits

How is context-dependent gating implemented in the brain, and can these mechanisms provide further guidance towards the development of novel algorithms? Recent studies have shown that circuits composed of several classes of inhibitory neurons underlie this gating process: vasointestinal peptide expressing (VIP) inhibitory neurons receive excitatory input from other cortical areas, which in turn preferentially project onto somatostatin expressing (SOM) inhibitory neurons (Lee et al., 2013). SOM neurons preferentially target specific dendritic branches of excitatory neurons, suppressing their activity (Chiu et al., 2013). Thus, activity through VIP neurons works as a disinhibitory signal, as their activity suppresses SOM activity, which in turn relieves inhibition on the dendritic branches they target. Importantly, this circuit allows can learn to gate the appropriate inputs in a context-dependent manner, allowing specific task-related information to propagate while gating task-irrelevant signals (Yang et al., 2016). Thus, such a circuit appears well suited to facilitate transfer learning if the circuit can learn to disinhibit circuit elements learned from previous tasks that are required for the current task.

3.3 Related methods to alleviate catastrophic forgetting

Aside from the methods we tested in conjunction with context-dependent gating, several other methods to alleviate catastrophic forgetting have been recently proposed, many with promising results. Aljundi et al. (2017) proposed a similar method to SI and EWC, but used a different metric to quantify synaptic importance, which could also be used in conjunction with our context-dependent gating method. In another neuroscience-inspired study, Velez and Clune (2017) proposed adding topology to the network along with a diffusion-based neuromodulatory signal. This encourages the network to develop task-specific modules, alleviating catastrophic forgetting, and one might speculate, potentially facilitate transfer learning. Lastly, PathNet obtained impressive results using an evolutionary algorithm to select overlapping pathways within the same network to store knowledge of different tasks (Fernando et al., 2017). As pointed out by the authors, the basal ganglia might perform a similar function by selecting subsets of cortex to be active in a context-dependent manner.

Other studies have proposed methods which are less directly tied to neuroscience concepts, but have also shown promise. He and Jaeger (2017) obtained impressive results using conceptors, which act to stabilize the linear space of parameters used to solve previous tasks, instead of stabilizing

individual parameters. Although it is unknown whether a similar mechanism occurs in the brain, the idea that a downstream cortical network could control the parameter space allowed for learning in an upstream network (Sadler et al., 2014) is an appealing idea. Lastly, Nguyen et al. (2017) casts continual learning in a Bayesian setting (similar to EWC), and uses variational methods to more accurately approximate the full posterior. This method requires a greater computational cost, but demonstrates strong performance.

Finally, our method is closely related to two recent studies that proposed gating network parameters (Mallya and Lazebnik, 2017) or units (Serrà et al., 2018) to alleviate catastrophic forgetting. The two key differences between our method and theirs are: 1) gating is defined *a priori* in our study, which increases computational efficiency, but potentially makes it less powerful, and 2) we propose to combine gating with synaptic stabilization, while their methods involve gating alone. That said, it is likely that proper gating in the brain is learned (see above), and future work, guided by recent studies such as these, will examine whether stabilization combined with more adaptive forms of gating can alleviate catastrophic forgetting, and facilitate transfer learning across a wide range of tasks.

3.4 Summary

Drawing inspiration from neuroscience, we propose that context-dependent gating, a simple to implement method with little computational overhead, can allow networks to learn large numbers of tasks with little forgetting when used in conjunction with synaptic stabilization. Future work will examine whether context-dependent gating can not only alleviate catastrophic forgetting, but can also support transfer learning between tasks.

4 Methods

Network training and testing was performed using the machine-learning framework TensorFlow (Abadi et al., 2016). All code is available at <https://github.com/nmasse/Context-Dependent-Gating>.

4.1 Network Architecture

For the MNIST task, we used a fully connected network consisting of 784 input units, two hidden layers of 2000 hidden units each, and 10 outputs. We did not use a multi-head output layer, and thus the same 10 output units were used for all permutations. The ReLU activation function and Dropout (Srivastava et al., 2014) with a 50% drop percentage was applied to all hidden units. The softmax nonlinearity was applied to the units in the output layer.

The CIFAR network included four convolutional layers. The first two layers used 32 filters with 3 x 3 kernel size and 1 x 1 stride, and the second two layers used 64 filters with the same kernel size and stride. Max pooling with a 2 x 2 stride was applied after layers two and four, along with a 25% drop rate. Gating was not applied to the convolutional layers. After the four convolutional layers were two full connected hidden layers of 1000 units each. As above, the ReLU activation function and a 50% drop rate was applied to the hidden units in the two fully connected layers. The softmax activation function was applied to the output layer. We primarily used a single-head output layer, with 5 units in the output layer that were used in all tasks (Figures 5A-D). For comparison, we also tested a multi-head output layer (Figure 5A only) consisting of 100 output units wherein 95 of the units were masked for any one task.

Due to the limited amount of data per class in the CIFAR-100 dataset (500 training images per class), we first trained the full network on the 50000 training images of the CIFAR-10 dataset, fixed the parameters in the convolutional layers, and then trained the parameters in the hidden layers (and not the convolutional layers) of the network on the 20 tasks of the CIFAR-100 dataset.

4.2 Network Training and Testing

We used a cross-entropy loss function, and trained the network parameters using the Adam optimizer (Kingma and Ba, 2014) ($\eta = 1 \times 10^{-3}$, $\beta_1 = 0.9$, $\beta_2 = 0.999$), resetting the optimizer state after each task. We trained the network for 20 epochs for each MNIST task and 100 epochs for each

CIFAR task, both using a batch size of 256. We tested classification accuracy on each task using 10 batches of 256 randomly chosen test images.

4.3 Synaptic Stabilization

The context-dependent gating method proposed in this study was used in conjunction with one of two previously proposed methods to stabilize synapses: synaptic intelligence (SI) (Zenke et al., 2017) and elastic weight consolidation (EWC) (Kirkpatrick et al., 2017). Both methods work by adding a quadratic penalty term to the loss function that penalizes weight changes away from their values before starting training on a new task:

$$\mathcal{L} = \mathcal{L}_k + c \sum_i \Omega_i (\theta_i - \theta_i^{prev})^2, \quad (1)$$

where \mathcal{L}_k is the loss function of the current task k , c is a hyperparameter that scales the strength of the synaptic stabilization, Ω_i represents the importance of each parameter θ_i towards solving the previous tasks, and θ_i^{prev} is the parameter value at the end of the previous task.

For EWC, Ω_i^k is calculated for each task k as the diagonal elements of the Fisher information \mathcal{F} :

$$\mathcal{F} = \mathbb{E}_{x \sim \mathcal{D}^k, y \sim p_\theta(y|x)} \left[\left(\frac{\partial \log p_\theta(y|x)}{\partial \theta} \right) \left(\frac{\partial \log p_\theta(y|x)}{\partial \theta} \right)^T \right], \quad (2)$$

where the inputs x are sampled from the data distribution for task k , \mathcal{D}^k , and the labels y are sampled from the model p_θ . We calculated the Fisher information using an additional 32 batches of 256 training data points after training on each task was completed.

For SI, for each task k , we first calculated the product between the change in parameter values, $\theta(t) - \theta(t-1)$, with the negative of the gradient of the loss function $\frac{\partial \mathcal{L}_k(t)}{\partial \theta}$, summed across all training batches t :

$$\omega_i^k = \sum_t (\theta_i(t) - \theta_i(t-1)) \frac{-\partial \mathcal{L}_k(t)}{\partial \theta_i} \quad (3)$$

We then normalize this term by the total change in each parameter $\Delta \theta_i = \sum_t (\theta_i(t) - \theta_i(t-1))$ plus a damping term ζ :

$$\Omega_i^k = \max \left(0, \frac{\omega_i^k}{(\Delta \theta_i)^2 + \zeta} \right). \quad (4)$$

Finally, for both EWC and SI, the importance of each parameter i at the start of task m is the sum of Ω_i^k across all completed tasks:

$$\Omega_i = \sum_{k < m} \Omega_i^k. \quad (5)$$

4.4 Parameter Search

We tested our networks on different sets of hyperparameters to determine which values yielded the greatest mean classification accuracy. When using SI, we tested networks with $c = \{0.001, 0.002, 0.005, 0.01, 0.02, 0.05, 0.1, 0.2, 0.5, 1, 2\}$, and $\zeta = \{0.001, 0.01, 0.1\}$. When using EWC, we tested networks with $c = \{0.1, 0.2, 0.5, 1, 2, 5, 10, 20, 100, 200, 500, 1000\}$. Once the optimal c and ζ (for SI) for each task were determined, we tested one additional value $c = \frac{c_i + c_j}{2}$, where c_i and c_j were the two values generating the greatest mean accuracies (i and j were always

adjacent). Furthermore, for the MNIST dataset, we tested networks with and without a 20% drop rate in the input layer. The hyperparameters yielding the greatest mean classification accuracy across the 100 or 500 MNIST permutations, or the 20 CIFAR tasks, were used for Figures 2-5.

References

- Abadi M, Agarwal A, Barham P, Brevdo E, Chen Z, Citro C, Corrado GS, Davis A, Dean J, Devin M et al. (2016) Tensorflow: Large-scale machine learning on heterogeneous distributed systems. *arXiv preprint arXiv:1603.04467* .
- Aljundi R, Babiloni F, Elhoseiny M, Rohrbach M, Tuytelaars T (2017) Memory aware synapses: Learning what (not) to forget. *arXiv preprint arXiv:1711.09601* .
- Chiu CQ, Lur G, Morse TM, Carnevale NT, Ellis-Davies GC, Higley MJ (2013) Compartmentalization of gabaergic inhibition by dendritic spines. *Science* 340:759–762.
- Cichon J, Gan WB (2015) Branch-specific dendritic ca^{2+} spikes cause persistent synaptic plasticity. *Nature* 520:180–185.
- Engel AK, Fries P, Singer W (2001) Dynamic predictions: oscillations and synchrony in top-down processing. *Nature Reviews Neuroscience* 2:704–716.
- Fernando C, Banarse D, Blundell C, Zwols Y, Ha D, Rusu AA, Pritzel A, Wierstra D (2017) Pathnet: Evolution channels gradient descent in super neural networks. *arXiv preprint arXiv:1701.08734* .
- Fischer M, Kaech S, Knutti D, Matus A (1998) Rapid actin-based plasticity in dendritic spines. *Neuron* 20:847–854.
- Goodfellow IJ, Mirza M, Xiao D, Courville A, Bengio Y (2013) An empirical investigation of catastrophic forgetting in gradient-based neural networks. *arXiv preprint arXiv:1312.6211* .
- He X, Jaeger H (2017) Overcoming catastrophic interference by conceptors. *arXiv preprint arXiv:1707.04853* .
- Johnston K, Levin HM, Koval MJ, Everling S (2007) Top-down control-signal dynamics in anterior cingulate and prefrontal cortex neurons following task switching. *Neuron* 53:453–462.
- Kasai H, Matsuzaki M, Noguchi J, Yasumatsu N, Nakahara H (2003) Structure–stability–function relationships of dendritic spines. *Trends in neurosciences* 26:360–368.
- Kingma D, Ba J (2014) Adam: A method for stochastic optimization. *arXiv preprint arXiv:1412.6980* .
- Kirkpatrick J, Pascanu R, Rabinowitz N, Veness J, Desjardins G, Rusu AA, Milan K, Quan J, Ramalho T, Grabska-Barwinska A et al. (2017) Overcoming catastrophic forgetting in neural networks. *Proceedings of the National Academy of Sciences* p. 201611835.
- Krizhevsky A, Hinton G (2009) Learning multiple layers of features from tiny images .
- Kuchibhotla KV, Gill JV, Lindsay GW, Papadoyannis ES, Field RE, Sten TAH, Miller KD, Froemke RC (2017) Parallel processing by cortical inhibition enables context-dependent behavior. *Nature neuroscience* 20:62–71.
- Kukushkin NV, Carew TJ (2017) Memory takes time. *Neuron* 95:259–279.
- Lake BM, Salakhutdinov RR, Tenenbaum J (2013) One-shot learning by inverting a compositional causal process In *Advances in neural information processing systems*, pp. 2526–2534.
- Lee S, Kruglikov I, Huang ZJ, Fishell G, Rudy B (2013) A disinhibitory circuit mediates motor integration in the somatosensory cortex. *Nature neuroscience* 16:1662–1670.
- Mallya A, Lazebnik S (2017) Packnet: Adding multiple tasks to a single network by iterative pruning. *arXiv preprint arXiv:1711.05769* .

- Nguyen CV, Li Y, Bui TD, Turner RE (2017) Variational continual learning. *arXiv preprint arXiv:1710.10628* .
- Otazu GH, Tai LH, Yang Y, Zador AM (2009) Engaging in an auditory task suppresses responses in auditory cortex. *Nature neuroscience* 12:646–654.
- Peters A (1991) The fine structure of the nervous system. *Neurons and their supporting cells* .
- Sadtler PT, Quick KM, Golub MD, Chase SM, Ryu SI, Tyler-Kabara EC, Byron MY, Batista AP (2014) Neural constraints on learning. *Nature* 512:423–426.
- Santoro A, Bartunov S, Botvinick M, Wierstra D, Lillicrap T (2016) One-shot learning with memory-augmented neural networks. *arXiv preprint arXiv:1605.06065* .
- Serrà J, Surís D, Miron M, Karatzoglou A (2018) Overcoming catastrophic forgetting with hard attention to the task. *arXiv preprint arXiv:1801.01423* .
- Srivastava N, Hinton G, Krizhevsky A, Sutskever I, Salakhutdinov R (2014) Dropout: A simple way to prevent neural networks from overfitting. *The Journal of Machine Learning Research* 15:1929–1958.
- Tononi G, Cirelli C (2014) Sleep and the price of plasticity: from synaptic and cellular homeostasis to memory consolidation and integration. *Neuron* 81:12–34.
- Velez R, Clune J (2017) Diffusion-based neuromodulation can eliminate catastrophic forgetting in simple neural networks. *arXiv preprint arXiv:1705.07241* .
- Xu T, Yu X, Perlik AJ, Tobin WF, Zweig JA, Tennant K, Jones T, Zuo Y (2009) Rapid formation and selective stabilization of synapses for enduring motor memories. *Nature* 462:915–919.
- Yang G, Pan F, Gan WB (2009) Stably maintained dendritic spines are associated with lifelong memories. *Nature* 462:920–924.
- Yang GR, Murray JD, Wang XJ (2016) A dendritic disinhibitory circuit mechanism for pathway-specific gating. *Nature communications* 7.
- Yoshihara Y, De Roo M, Muller D (2009) Dendritic spine formation and stabilization. *Current opinion in neurobiology* 19:146–153.
- Yuste R, Bonhoeffer T (2001) Morphological changes in dendritic spines associated with long-term synaptic plasticity. *Annual review of neuroscience* 24:1071–1089.
- Zenke F, Poole B, Ganguli S (2017) Continual learning through synaptic intelligence In *International Conference on Machine Learning*, pp. 3987–3995.