
HIERARCHICAL ADVERSARIALLY LEARNED INFERENCE

Mohamed Ishmael Belghazi¹, Sai Rajeswar¹, Olivier Mastropietro¹,
Negar Rostamzadeh², Jovana Mitrovic² and Aaron Courville^{1†}

¹ MILA, Université de Montréal, `firstname.lastname@umontreal.ca`.

² Element AI, `negar@elementai.com`.

³ DeepMind, `mitrovic@stats.ox.ac.uk`.

†CIFAR Fellow.

ABSTRACT

We propose a novel hierarchical generative model with a simple Markovian structure and a corresponding inference model. Both the generative and inference model are trained using the adversarial learning paradigm. We demonstrate that the hierarchical structure supports the learning of progressively more abstract representations as well as providing semantically meaningful reconstructions with different levels of fidelity. Furthermore, we show that minimizing the Jensen-Shanon divergence between the generative and inference network is enough to minimize the reconstruction error. The resulting semantically meaningful hierarchical latent structure discovery is exemplified on the CelebA dataset. There, we show that the features learned by our model in an unsupervised way outperform the best handcrafted features. Furthermore, the extracted features remain competitive when compared to several recent deep supervised approaches on an attribute prediction task on CelebA. Finally, we leverage the model’s inference network to achieve state-of-the-art performance on a semi-supervised variant of the MNIST digit classification task.

1 INTRODUCTION

Deep generative models represent powerful approaches to modeling highly complex high-dimensional data. There has been a lot of recent research geared towards the advancement of deep generative modeling strategies, including Variational Autoencoders (VAE) (Kingma & Welling, 2013), autoregressive models (Oord et al., 2016a;b) and hybrid models (Gulrajani et al., 2016; Nguyen et al., 2016). However, Generative Adversarial Networks (GANs) (Goodfellow et al., 2014) have emerged as the learning paradigm of choice across a varied range of tasks, especially in computer vision Zhu et al. (2017), simulation and robotics Finn et al. (2016) Shrivastava et al. (2016). GANs cast the learning of a generative network in the form of a game between the generative and discriminator networks. While the discriminator is trained to distinguish between the true and generated examples, the generative model is trained to fool the discriminator. Using a discriminator network in GANs avoids the need for an explicit reconstruction-based loss function. This allows this model class to generate visually sharper images than VAEs while simultaneously enjoying faster sampling than autoregressive models.

Recent work, known as either ALI (Dumoulin et al., 2016) or BiGAN (Donahue et al., 2016), has shown that the adversarial learning paradigm can be extended to incorporate the learning of an inference network. While the inference network, or encoder, maps training examples x to a latent space variable z , the decoder plays the role of the standard GAN generator mapping from space of the latent variables (that is typically sampled from some factorial distribution) into the data space. In ALI, the discriminator is trained to distinguish between the encoder and the decoder, while the encoder and decoder are trained to conspire together to fool the discriminator. Unlike some approaches that hybridize VAE-style inference with GAN-style generative learning (e.g. Larsen et al. (2015), Chen et al. (2016)), the encoder and decoder in ALI use a purely adversarial approach. One big advantage of adopting an adversarial-only formalism is demonstrated by the high-quality of the generated samples. Additionally, we are given a mechanism to infer the latent code associated with a true data example.

One interesting feature highlighted in the original ALI work (Dumoulin et al., 2016) is that even though the encoder and decoder models are never explicitly trained to perform reconstruction, this can nevertheless be easily done by projecting data samples via the encoder into the latent space, copying these values across to the latent variable layer of the decoder and projecting them back to the data space. Doing this yields reconstructions that often preserve some semantic features of the original input data, but are perceptually relatively different from the original samples. These observations naturally lead to the question of the source of the discrepancy between the data samples and their ALI reconstructions. Is the discrepancy due to a failure of the adversarial training paradigm, or is it due to the more standard challenge of compressing the information from the data into a rather restrictive latent feature vector? Ulyanov et al. (2017) show that an improvement in reconstructions is achievable when additional terms which explicitly minimize reconstruction error in the data space are added to the training objective. Li et al. (2017b) palliates to the non-identifiability issues pertaining to bidirectional adversarial training by augmenting the generator’s loss with an adversarial cycle consistency loss.

In this paper we explore issues surrounding the representation of complex, richly-structured data, such as natural images, in the context of a novel, hierarchical generative model, Hierarchical Adversarially Learned Inference (HALI), which represents a hierarchical extension of ALI. We show that within a purely adversarial training paradigm, and by exploiting the model’s hierarchical structure, we can modulate the perceptual fidelity of the reconstructions. We provide theoretical arguments for why HALI’s adversarial game should be sufficient to minimize the reconstruction cost and show empirical evidence supporting this perspective. Finally, we evaluate the usefulness of the learned representations on a semi-supervised task on MNIST and an attribution prediction task on the CelebA dataset.

2 RELATED WORK

Our work fits into the general trend of hybrid approaches to generative modeling that combine aspects of VAEs and GANs. For example, Adversarial Autoencoders (Makhzani et al., 2015) replace the Kullback-Leibler divergence that appears in the training objective for VAEs with an adversarial discriminator that learns to distinguish between samples from the approximate posterior and the prior. A second line of research has been directed towards replacing the reconstruction penalty from the VAE objective with GANs or other kinds of auxiliary losses. Examples of this include Larsen et al. (2015) that combines the GAN generator and the VAE decoder into one network and Lamb et al. (2016) that uses the loss of a pre-trained classifier as an additional reconstruction loss in the VAE objective. Another research direction has been focused on augmenting GANs with inference machinery. One particular approach is given by Dumoulin et al. (2016); Donahue et al. (2016), where, like in our approach, there is a separate inference network that is jointly trained with the usual GAN discriminator and generator. Karaletsos (2016) presents a theoretical framework to jointly train inference networks and generators defined on directed acyclic graphs by leverage multiple discriminators defined nodes and their parents. Another related work is that of Huang et al. (2016b) which takes advantage of the representational information coming from a pre-trained discriminator. Their model decomposes the data generating task into multiple subtasks, where each level outputs an intermediate representation conditioned on the representations from higher level. A stack of discriminators is employed to provide signals for these intermediate representations. The idea of stacking discriminator can be traced back to Denton et al. (2015) which used used a succession of convolutional networks within a Laplacian pyramid framework to progressively increase the resolution of the generated images.

3 HIERACHICAL ADVERSARIALLY LEARNED INFERENCE

The goal of generative modeling is to capture the data-generating process with a probabilistic model. Most real-world data is highly complex and thus, the exact modeling of the underlying probability density function is usually computationally intractable. Motivated by this fact, GANs (Goodfellow et al., 2014) model the data-generating distribution as a transformation of some fixed distribution over latent variables. In particular, the adversarial loss, through a discriminator network, forces the generator network to produce samples that are close to those of the data-generating distribution. While GANs are flexible and provide good approximations to the true data-generating mechanism,

their original formulation does not permit inference on the latent variables. In order to mitigate this, Adversarially Learned Inference (ALI) (Dumoulin et al., 2016) extends the GAN framework to include an inference network that encodes the data into the latent space. The discriminator is then trained to discriminate between the joint distribution of the data and latent causes coming from the generator and inference network. Thus, the ALI objective encourages a matching of the two joint distributions, which also results in all the marginals and conditional distributions being matched. This enables inference on the latent variables.

We endeavor to improve on ALI in two aspects. First, as reconstructions from ALI only loosely match the input on a perceptual level, we want to achieve better perceptual matching in the reconstructions. Second, we wish to be able to compress the observables, \mathbf{x} , using a sequence of composed features maps, leading to a distilled hierarchy of stochastic latent representations, denoted by \mathbf{z}_1 to \mathbf{z}_L . Note that, as a consequence of the data processing inequality (Cover & Thomas, 2012), latent representations higher up in the hierarchy cannot contain more information than those situated lower in the hierarchy. In information-theoretic terms, the conditional entropy of the observables given a latent variable is non-increasing as we ascend the hierarchy. This loss of information can be seen as responsible for the perceptual discrepancy observed in ALI’s reconstructions. Thus, the question we seek to answer becomes: How can we achieve high perceptual fidelity of the data reconstructions while also having a compressed latent space that is strongly coupled with the observables? In this paper, we propose to answer this using a novel model, Hierarchical Adversarially Learned Inference (HALI), that uses a simple hierarchical Markovian inference network that is matched through adversarial training to a similarly constructed generator network. Furthermore, we discuss the hierarchy of reconstructions induced by the HALI’s hierarchical inference network and show that the resulting reconstruction errors are implicitly minimized during adversarial training. Also, we leverage HALI’s hierarchical inference network to offer a novel approach to semi-supervised learning in generative adversarial models.

3.1 A MODEL FOR HIERARCHICAL FEATURES

Denote by $\mathcal{P}(S)$ the set of all probability measures on some set S . Let $T_{Z|X}$ be a Markov kernel associating to each element $x \in X$ a probability measure $\mathbb{P}_{Z|X=x} \in \mathcal{P}(Z)$. Given two Markov kernels $T_{W|V}$ and $T_{V|U}$, a further Markov kernel can be defined by composing these two and then marginalizing over V , i.e. $T_{W|V} \circ T_{V|U} : U \rightarrow \mathcal{P}(W)$. Consider a set of random variables $\mathbf{x}, \mathbf{z}_1, \dots, \mathbf{z}_L$. Using the composition operation, we can construct a hierarchy of Markov kernels or *feature transitions* as

$$T_{\mathbf{z}_L|\mathbf{x}} = T_{\mathbf{z}_L|\mathbf{z}_{L-1}} \circ \dots \circ T_{\mathbf{z}_1|\mathbf{x}}. \quad (1)$$

A desirable property for these feature transitions is to have some form of inverses. Motivated by this, we define the adjoint feature transition as $T_{\mathbf{z}_l|\mathbf{z}_{l-1}}^\dagger = T_{\mathbf{z}_{l-1}|\mathbf{z}_l}$. From this, we see that

$$T_{\mathbf{z}_L|\mathbf{x}}^\dagger = T_{\mathbf{x}|\mathbf{z}_L} = T_{\mathbf{z}_1|\mathbf{z}_2} \circ \dots \circ T_{\mathbf{z}_{L-1}|\mathbf{z}_L}. \quad (2)$$

This can be interpreted as the generative mechanism of the latent variables given the data being the "inverse" of the data-generating mechanism given the latent variables. Let $q(\mathbf{x})$ denote the distribution of the data and $p(\mathbf{z}_L)$ be the prior on the latent variables. Typically the prior will be a simple distribution, e.g. a standard Gaussian $p(\mathbf{z}_L) = \mathcal{N}(\mathbf{0} | \mathbf{I})$.

The composition of Markov kernels in Eq. 1, mapping data samples \mathbf{x} to samples of the latent variables \mathbf{z}_L using $\mathbf{z}_1, \dots, \mathbf{z}_{L-1}$ constitutes the encoder. Similarly, the composition of kernels in Eq. 2 mapping prior samples of \mathbf{z}_L to data samples \mathbf{x} through $\mathbf{z}_{L-1}, \dots, \mathbf{z}_1$ constitutes the decoder. Thus, the joint distribution of the encoder can be written as

$$q(\mathbf{x}, \dots, \mathbf{z}_L) = \prod_{l=2}^L q(\mathbf{z}_l | \mathbf{z}_{l-1}) q(\mathbf{z}_1 | \mathbf{x}) q(\mathbf{x}), \quad (3)$$

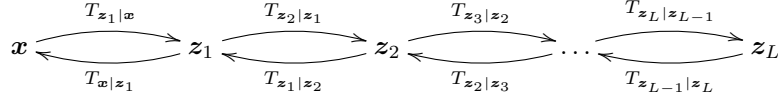
while the joint distribution of the decoder is given by

$$p(\mathbf{x}, \dots, \mathbf{z}_L) = p(\mathbf{x} | \mathbf{z}_1) \prod_{l=2}^L p(\mathbf{z}_{l-1} | \mathbf{z}_l) p(\mathbf{z}_L). \quad (4)$$

Algorithm 1 HALI training procedure.

$\theta_g, \theta_d \leftarrow$ initialize network parameters
repeat
 for $m \in \{1, \dots, M\}$ **do**
 $\hat{z}_0^{(m)} \sim q(\mathbf{x})$ ▷ Sample from the dataset
 $z_L^{(m)} \sim p(\mathbf{z})$ ▷ Sample from the prior
 for $l \in \{1, \dots, L\}$ **do**
 $\hat{z}_l^m \sim q(z_l | \hat{z}_{l-1})$ ▷ Sample from each level in the encoder’s hierarchy
 end for
 for $l \in \{L \dots 1\}$ **do**
 $z_{l-1}^{(m)} \sim p(z_{l-1} | z_l)$ ▷ Sample from each level in the decoder’s hierarchy
 end for
 $\rho_q^{(m)} \leftarrow D(\hat{z}_0^{(m)}, \dots, \hat{z}_L^{(m)})$ ▷ Get discriminator predictions on encoder’s distribution
 $\rho_p^{(m)} \leftarrow D(z_0^{(m)}, \dots, z_L^{(m)})$ ▷ Get discriminator predictions on decoder’s distribution
 end for
 $\mathcal{L}_d \leftarrow -\frac{1}{M} \sum_{i=1}^M \log(\rho_q^{(i)}) - \frac{1}{M} \sum_{i=1}^M \log(1 - \rho_p^{(i)})$ ▷ Compute discriminator loss
 $\mathcal{L}_g \leftarrow -\frac{1}{M} \sum_{i=1}^M \log(1 - \rho_q^{(i)}) - \frac{1}{M} \sum_{i=1}^M \log(\rho_p^{(i)})$ ▷ Compute generator loss
 $\theta_d \leftarrow \theta_d - \nabla_{\theta_d} \mathcal{L}_d$ ▷ Gradient update on discriminator network
 $\theta_g \leftarrow \theta_g - \nabla_{\theta_g} \mathcal{L}_g$ ▷ Gradient update on generator networks
until convergence

The encoder and decoder distributions can be visualized graphically as



Having constructed the joint distributions of the encoder and decoder, we can now match these distributions through adversarial training. It can be shown that, under an ideal (non-parametric) discriminator, this is equivalent to minimizing the Jensen-Shanon divergence between the joint Eq. 3 and Eq. 4, see (Dumoulin et al., 2016). Algorithm 1 details the training procedure.

3.2 A HIERARCHY OF RECONSTRUCTIONS

The Markovian character of both the encoder and decoder implies a hierarchy of reconstructions in the decoder. In particular, for a given observation $\mathbf{x} \sim p(\mathbf{x})$, the model yields L different reconstructions $\hat{\mathbf{x}}_l \sim T_{\mathbf{x}|z_l} \circ T_{z_l|\mathbf{x}}$ for $l \in \{1, \dots, L\}$ with $\hat{\mathbf{x}}_l$ the reconstruction of the \mathbf{x} at the l -th level of the hierarchy. Here, we can think of $T_{z_l|\mathbf{x}}$ as projecting \mathbf{x} to the l -th intermediate representation and $T_{\mathbf{x}|z_l}$ as projecting it back to the input space. Then, the *reconstruction error* for a given input \mathbf{x} at the l -th hierarchical level is given by

$$\mathcal{L}^l(\mathbf{x}) = \mathbb{E}_{z_l \sim T_{z_l|\mathbf{x}}} [-\log(p(\mathbf{x} | z_l))]. \quad (5)$$

Contrary to models that try to merge autoencoders and adversarial models, e.g. Rosca et al. (2017); Larsen et al. (2015), HALI does not require any additional terms in its loss function in order to minimize the above reconstruction error. Indeed, the reconstruction errors at the different levels of HALI are minimized down to the amount of information about \mathbf{x} that a given level of the hierarchy is able to encode as training proceeds. Furthermore, under an optimal discriminator, training in HALI minimizes the Jensen-Shanon divergence between $q(\mathbf{x}, z_1, \dots, z_L)$ and $p(\mathbf{x}, z_1, \dots, z_L)$ as formalized in Proposition 1 below. Furthermore, the interaction between the reconstruction error and training dynamics is captured in Proposition 1.

Proposition 1. Assuming $q(\mathbf{x}, z_l)$ is bounded away from zero for all $l \in \{1, \dots, L\}$, we have that

$$\mathbb{E}_{\mathbf{x} \sim q(\mathbf{x})} [\mathcal{L}^l(\mathbf{x})] - H(\mathbf{x} | z_l) \leq K D_{JS}(p(\mathbf{x}, z_1, \dots, z_L) || q(\mathbf{x}, z_1, \dots, z_L)), \quad (6)$$

where $H(\mathbf{x} | z_l)$ is computed under the encoder’s distribution and K is as defined in Lemma 2 in the appendix.

On the other hand, proposition 2 below relates the intermediate representations in the hierarchy to the corresponding induced reconstruction error.

Proposition 2. For any given latent variable z_l ,

$$\mathbb{E}_{\mathbf{x} \sim q_{\mathbf{x}}} [\mathbb{E}_{\mathbf{z} \sim T_{z_l | \mathbf{x}}} [-\log p(\mathbf{x} | z_l)]] \geq H(\mathbf{x} | z_l) \quad (7)$$

i.e. the reconstruction error is an upper bound on $H(\mathbf{x} | z_l)$.

In summary, Propositions 1 and 2 establish the dynamics between the hierarchical representation learned by the inference network, the reconstruction errors and the adversarial matching of the joint distributions Eq. 3 and Eq. 4. The proofs on the two propositions above are deferred to the appendix. Having theoretically established the interplay between layer-wise reconstructions and the training mechanics, we now move to the empirical evaluation of HALI.

4 EMPIRICAL ANALYSIS: SETUP

We designed our experiments with the objective of addressing the following questions: Is HALI successful in improving the fidelity perceptual reconstructions? Does HALI induces a semantically meaningful representation of the observed data? Are the learned representations useful for downstream classification tasks? All of these questions are considered in turn in the following sections.

We evaluated HALI on four datasets, CIFAR10 (Krizhevsky & Hinton, 2009), SVHN (Netzer et al., 2011), ImageNet 128x128 (Russakovsky et al., 2015) and CelebA (Liu et al., 2015). We used two conditional hierarchies in all experiments with the Markov kernels parametrized by conditional isotropic Gaussians. For SVHN, CIFAR10 and CelebA the resolutions of two level latent variables are $z_1 \in \mathbb{R}^{64 \times 16 \times 16}$ and $z_2 \in \mathbb{R}^{256}$. For ImageNet, the resolutions is $z_1 \in \mathbb{R}^{64 \times 32 \times 32}$ and $z_2 \in \mathbb{R}^{256}$.

For both the encoder and decoder, we use residual blocks(He et al., 2015) with skip connections between the blocks in conjunction with batch normalization(Ioffe & Szegedy, 2015). We use convolution with stride 2 for downsampling in the encoder and bilinear upsampling in the decoder. In the discriminator, we use consecutive stride 1 and stride 2 convolutions and weight normalization (Salimans & Kingma, 2016). To regularize the discriminator, we apply dropout every 3 layers with a probability of retention of 0.2. We also add Gaussian noise with standard deviation of 0.2 at the inputs of the discriminator and the encoder.

5 EMPIRICAL ANALYSIS I: RECONSTRUCTIONS

One of the desired objectives of a generative model is to reconstruct the input images from the latent representation. We show that HALI offers improved perceptual reconstructions relative to the (non-hierarchical) ALI model.

5.1 QUALITATIVE ANALYSIS

First, we present reconstructions obtained on ImageNet. Reconstructions from SVHN and CIFAR10 can be seen in Fig. 7 in the appendix. Fig. 1 highlights HALI’s ability to reconstruct the input samples with high fidelity. We observe that reconstructions from the first level of the hierarchy exhibit local differences in the natural images, while reconstructions from the second level of the hierarchy displays global change. Higher conditional reconstructions are more often than not reconstructed as a different member of the same class. Moreover, we show in Fig. 2 that this increase in reconstruction fidelity does not impact the quality of the generative samples from HALI’s decoder.

5.2 QUANTITATIVE ANALYSIS

We further investigate the quality of the reconstructions with a quantitative assessment of the preservation of perceptual features in the input sample. For this evaluation task, we use the CelebA dataset where each image comes with a 40 dimensional binary attributes vector. A VGG-16 classifier(Simonyan & Zisserman, 2014) was trained on the CelebA training set to classify the individual attributes. This trained model is then used to classify the attributes of the reconstructions from the




Figure 1: ImageNet128 reconstructions from z_1 and z_2 . Odd columns corresponds to examples from the validation set while even columns are the model's reconstructions




Figure 2: Samples from 128×128 CelebA and ImageNet128 datasets

	Mean	Std	# Best
Data	77.13	12.48	
VAE	81.28	10.50	5
ALI	84.60	5.73	3
HALI z_1	91.35	5.62	27
HALI z_2	86.28	5.64	3

Table 1: Summary of CelebA attributes classification from reconstructions for VAE, ALI and the two levels of HALI. The data row is the summary for the VGG classifier and the other scores have been normalized by it. Mean and standard deviation are expressed as percentages. # best represents the count of when a model has the best score on a single attribute. Note that it does not sum to 40 as there were ties.

validation set. We consider a reconstruction as being good if it preserves – as measured by the trained classifier – the attributes possessed by the original sample.

We report a summary of the statistics of the classifier’s accuracies in Table 1. We do this for three different models, VAE, ALI and HALI. An inspection of the table reveals that the proportion of attributes where HALI’s reconstructions outperforms the other models is clearly dominant. Therefore, the encoder-decoder relationship of HALI better preserves the identifiable attributes compared to other models leveraging such relationships. Please refer to Table 5 in the appendix for the full table of attributes score.

5.3 PERCEPTUAL RECONSTRUCTIONS

In the same spirit as Larsen et al. (2015), we construct a metric by computing the Euclidean distance between the input images and their various reconstructions in the discriminator’s feature space. More precisely, let $\cdot \mapsto \bar{D}(\cdot)$ be the embedding of the input to the pen-ultimate layer of the discriminator. We compute the *discriminator embedded distance*

$$d_c(\mathbf{u}, \mathbf{v}) = \|\bar{D}(\mathbf{u}, \hat{\mathbf{u}}_1, \hat{\mathbf{u}}_2) - \bar{D}(\mathbf{v}, \hat{\mathbf{v}}_1, \hat{\mathbf{v}}_2)\|_2, \quad (8)$$

where $\cdot \mapsto \|\cdot\|_2$ is the Euclidean norm. We then compute the average distances $d_c(x, \hat{x}_1)$ and $d_c(x, \hat{x}_2)$ over the ImageNet validation set. Fig. 3a shows that under d_c , the average reconstruction errors for both \hat{x}_1 and \hat{x}_2 decrease steadily as training advances. Furthermore, the reconstruction error under d_c of the reconstructions from the first level of the hierarchy are uniformly bounded by above by those of the second. We note that while the VAEGAN model of Larsen et al. (2015) explicitly minimizes the perceptual reconstruction error by adding this term to their loss function, HALI implicitly minimizes it during adversarial training, as shown in subsection 3.2.

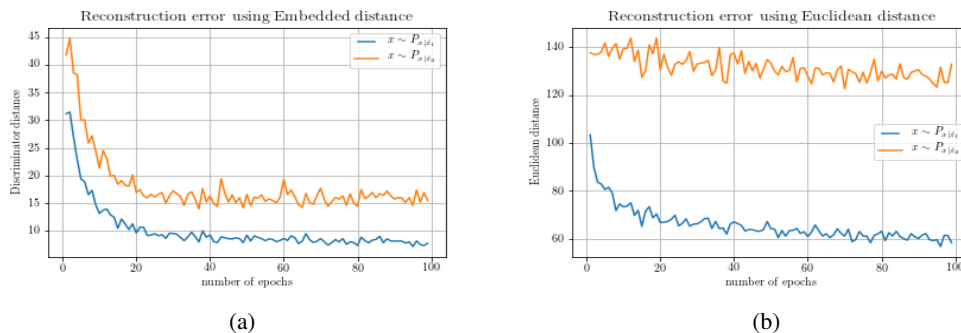


Figure 3: Comparison of average reconstruction error over the validation set for each level of reconstructions using the Euclidean (a) and discriminator embedded (b) distances. Using both distances, reconstructions errors for $x \sim T_{x|z_1}$ are uniformly below those for $x \sim T_{x|z_2}$. The reconstruction error using the Euclidean distance eventually stalls showing that the Euclidean metric poorly approximates the manifold of natural images.

6 EMPIRICAL ANALYSIS II: LEARNED REPRESENTATIONS

We now move on to assessing the quality of our learned representation through inpainting, visualizing the hierarchy and innovation vectors.

6.1 INPAINTING

Inpainting is the task of reconstructing the missing or lost parts of an image. It is a challenging task since sufficient prior information is needed to meaningfully replace the missing parts of an image. While it is common to incorporate inpainting-specific training Yeh et al. (2016); Pérez et al. (2003); Pathak et al. (2016), in our case we simply use the standard HALI adversarial loss during training and reconstruct incomplete images during inference time.



Figure 4: Inpainting on center cropped images on CelebA, SVHN and MS-COCO datasets (left to right).

We first predict the missing portions from the higher level reconstructions followed by iteratively using the lower level reconstructions that are pixel-wise closer to the original image. Fig. 4 shows the inpaintings on center-cropped SVHN, CelebA and MS-COCO (Lin et al., 2014) datasets without any blending post-processing or explicit supervision. The effectiveness of our model at this task is due the hierarchy – we can extract semantically consistent reconstructions from the higher levels of the hierarchy, then leverage pixel-wise reconstructions from the lower levels.



Figure 5: Real CelebA faces (right) and their corresponding innovation tensor (IT) updates (left). For instance, the third row in the figure features Christina Hendricks followed by hair-color IT updates. Similarly, the first two rows depicts usage of smile-IT and the 4th row glasses-plus-hair-color-IT.

6.2 HIERARCHICAL LATENT REPRESENTATIONS

To qualitatively show that higher levels of the hierarchy encode increasingly abstract representation of the data, we individually vary the latent variables and observe the effect.

The process is as follow: we sample a latent code from the prior distribution z_2 . We then multiply individual components of the vector by scalars ranging from -3 to 3 . For z_1 , we fix z_2 and multiply each feature map independently by scalars ranging from -3 to 3 . In all cases these modified latent vectors are then decoded back to input data space. Fig. 6 (a) and (b) exhibit some of those decodings for z_2 , while (c) and (d) do the same for the lower conditional z_1 . The last column contain the decodings obtained from the originally sampled latent codes. We see that the representations learned in the z_2 conditional are responsible for high level variations like gender, while z_1 codes imply local/pixel-wise changes such as saturation or lip color.




Figure 6: (a) and (b) showcase z_2 vector variation. We sample a set of z_2 vectors from the prior. We repeatedly replace a single relevant entry in each vector by a scalar ranging from -3 to 3 and decode. (c) and (d) follows the same process using the z_1 latent space.

6.3 LATENT SEMANTIC INNOVATION

With HALI, we can exploit the jointly learned hierarchical inference mechanism to modify actual data samples by manipulating their latent codes. We refer to these sorts of manipulations as latent semantic innovations.

Consider a given instance from a dataset $x \sim q(x)$. Encoding x yields \hat{z}_1 and \hat{z}_2 . We modify \hat{z}_2 by multiplying a specific entry by a scalar α . We denote the resulting vector by \hat{z}_2^α . We decode the latter and get $\tilde{z}_1^\alpha \sim T_{z_1|z_2}$. We decode the unmodified encoding vector and get $\tilde{z}_1 \sim T_{z_1|\hat{z}_2}$. We then form the *innovation tensor* $\eta^\alpha = \tilde{z}_1 - \tilde{z}_1^\alpha$. Finally, we subtract the innovation vector from the initial encoding, thus getting $\hat{z}_1^\alpha = \hat{z}_1 - \eta^\alpha$, and sample $\tilde{x}^\alpha \sim T_{x|\hat{z}_1^\alpha}$. This method provides explicit control and allows us to carry out these variations on real samples in a completely unsupervised way. The results are shown in Fig. 5. These were done on the CelebA validation set and were not used for training.

7 EMPIRICAL EVALUATIONS III: LEARNING PREDICTIVE REPRESENTATIONS

We evaluate the usefulness of our learned representation for downstream tasks by quantifying the performance of HALI on attribute classification in CelebA and on a semi-supervised variant of the MNIST digit classification task.

7.1 UNSUPERVISED CLASSIFICATION

Following the protocol established by Berg & Belhumeur (2013); Liu et al. (2015), we train 40 linear SVMs on HALI encoder representations (i.e. we utilize the inference network) on the CelebA validation set and subsequently measure performance on the test set. As in Berg & Belhumeur (2013); Huang et al. (2016a); Kalayeh et al. (2017), we report the *balanced accuracy* in order to evaluate the attribute prediction performance. We emphasize that, for this experiment, the HALI encoder and decoder were trained in on entirely unsupervised data. Attribute labels were only used to train the linear SVM classifiers.

A summary of the results are reported in Table 2. HALI’s unsupervised features surpass those of VAE and ALI, but more remarkably, they outperform the best handcrafted features by a wide margin (Zhang et al., 2014). Furthermore, our approach outperforms a number of supervised (Huang et al., 2016a) and deeply supervised (Liu et al., 2015) features. Table 6 in the appendix arrays the results per attribute.

	Mean	Std	# Best
Triplet-kNN (Schroff et al., 2015)	71.55	12.61	0
PANDA (Zhang et al., 2014)	76.95	13.33	0
Anet (Liu et al., 2015)	79.56	12.17	0
LMLE-kNN (Huang et al., 2016a)	83.83	12.33	22
VAE	73.30	9.65	0
ALI	73.88	10.16	0
HALI	83.75	8.96	15

Table 2: Summary of statistics for CelebA attributes mean per-class balanced accuracy given in percentage points. # best represents the count of when a model has the best score on a single attribute. Note that it does not sum to 40 as there were ties.

	MNIST (# errors)
VAE (M1+M2) (Kingma et al., 2014)	233 ± 14
VAT (Miyato et al., 2017)	136
CatGAN (Springenberg, 2015)	191 ± 10
Adversarial Autoencoder (Makhzani et al., 2015)	190 ± 10
PixelGAN (Makhzani & Frey, 2017)	108 ± 15
ADGM (Maaløe et al., 2016)	96 ± 2
Feature-Matching GAN (Salimans et al., 2016)	93 ± 6.5
Triple GAN (Li et al., 2017a)	91 ± 58
GSSLTRABG (Dai et al., 2017)	79.5 ± 9.8
HALI (ours)	73

Table 3: Comparison on semi-supervised learning with state-of-the-art methods on MNIST with 100 labels instance per class. Only methods without data augmentation are included.

7.2 SEMI-SUPERVISED LEARNING WITHIN HALI

The HALI hierarchy can also be used in a more integrated semi-supervised setting, where the encoder also receives a training signal from the supervised objective. The currently most successful approach to semi-supervised in adversarially trained generative models are built on the approach introduced by Salimans et al. (2016). This formalism relies on exploiting the discriminator’s feature to differentiate between the individual classes present in the labeled data as well as the generated samples. Taking inspiration from (Makhzani et al., 2015; Makhzani & Frey, 2017), we adopt a different approach that leverages the Markovian hierarchical inference network made available by HALI,

$$\mathbf{x} \rightarrow \mathbf{z} \rightarrow \mathbf{y}, \quad (9)$$

Where $\mathbf{z} = \text{enc}(\mathbf{x} + \sigma \epsilon)$, with $\epsilon \sim \mathcal{N}(0, \mathbf{I})$, and \mathbf{y} is a categorical random variable. In practice, we characterize the conditional distribution of \mathbf{y} given \mathbf{z} by a softmax. The cost of the generator is then augmented by a supervised cost. Let us write \mathcal{D}_{sup} as the set of pairs all labeled instance along with their label, the supervised cost reads

$$\mathcal{L}_{sup} = \frac{1}{|\mathcal{D}_{sup}|} \sum_{(\mathbf{y}, \mathbf{x}) \in \mathcal{D}_{sup}} \sum_k \mathbf{y}_k \log(\hat{\mathbf{y}}_k). \quad (10)$$

We showcased this approach on a semi-supervised variant of MNIST(LeCun et al., 1998) digit classification task with 100 labeled examples evenly distributed across classes.

Table 3 shows that HALI achieves a new state-of-the-art result for this setting. Note that unlike Dai et al. (2017), HALI uses no additional regularization.

8 CONCLUSION AND FUTURE WORK

In this paper, we introduced HALI, a novel adversarially trained generative model. HALI learns a hierarchy of latent variables with a simple Markovian structure in both the generator and inference

networks. We have shown both theoretically and empirically the advantages gained by extending the ALI framework to a hierarchy.

While there are many potential applications of HALI, one important future direction of research is to explore ways to render the training process more stable and straightforward. GANs are well-known to be challenging to train and the introduction of a hierarchy of latent variables only adds to this.

REFERENCES

- Thomas Berg and Peter N Belhumeur. Poof: Part-based one-vs.-one features for fine-grained categorization, face verification, and attribute estimation. In *Proceedings of the IEEE Conference on Computer Vision and Pattern Recognition*, pp. 955–962, 2013.
- Xi Chen, Yan Duan, Rein Houthoofd, John Schulman, Ilya Sutskever, and Pieter Abbeel. Infogan: Interpretable representation learning by information maximizing generative adversarial nets. *CoRR*, abs/1606.03657, 2016. URL <http://arxiv.org/abs/1606.03657>.
- Thomas M Cover and Joy A Thomas. *Elements of information theory*. John Wiley & Sons, 2012.
- Zihang Dai, Zhilin Yang, Fan Yang, William W Cohen, and Ruslan Salakhutdinov. Good semi-supervised learning that requires a bad gan. *arXiv preprint arXiv:1705.09783*, 2017.
- Emily L Denton, Soumith Chintala, Rob Fergus, et al. Deep generative image models using a laplacian pyramid of adversarial networks. In *Advances in Neural Information Processing Systems*, pp. 1486–1494, 2015.
- Jeff Donahue, Philipp Krähenbühl, and Trevor Darrell. Adversarial feature learning. *arXiv preprint arXiv:1605.09782*, 2016.
- Vincent Dumoulin, Ishmael Belghazi, Ben Poole, Alex Lamb, Martin Arjovsky, Olivier Mastropietro, and Aaron Courville. Adversarially learned inference. *arXiv preprint arXiv:1606.00704*, 2016.
- Chelsea Finn, Ian J. Goodfellow, and Sergey Levine. Unsupervised learning for physical interaction through video prediction. *CoRR*, abs/1605.07157, 2016. URL <http://arxiv.org/abs/1605.07157>.
- Ian Goodfellow, Jean Pouget-Abadie, Mehdi Mirza, Bing Xu, David Warde-Farley, Sherjil Ozair, Aaron Courville, and Yoshua Bengio. Generative adversarial nets. In *Advances in Neural Information Processing Systems*, pp. 2672–2680, 2014.
- Ishaan Gulrajani, Kundan Kumar, Faruk Ahmed, Adrien Ali Taiga, Francesco Visin, David Vázquez, and Aaron C. Courville. Pixelvae: A latent variable model for natural images. *CoRR*, abs/1611.05013, 2016. URL <http://arxiv.org/abs/1611.05013>.
- Kaiming He, Xiangyu Zhang, Shaoqing Ren, and Jian Sun. Deep residual learning for image recognition. *CoRR*, abs/1512.03385, 2015. URL <http://arxiv.org/abs/1512.03385>.
- Chen Huang, Yining Li, Chen Change Loy, and Xiaoou Tang. Learning deep representation for imbalanced classification. In *Proceedings of the IEEE Conference on Computer Vision and Pattern Recognition*, pp. 5375–5384, 2016a.
- Xun Huang, Yixuan Li, Omid Poursaeed, John E. Hopcroft, and Serge J. Belongie. Stacked generative adversarial networks. *CoRR*, abs/1612.04357, 2016b. URL <http://arxiv.org/abs/1612.04357>.
- Sergey Ioffe and Christian Szegedy. Batch normalization: Accelerating deep network training by reducing internal covariate shift. *CoRR*, abs/1502.03167, 2015. URL <http://arxiv.org/abs/1502.03167>.
- Mahdi M Kalayeh, Boqing Gong, and Mubarak Shah. Improving facial attribute prediction using semantic segmentation. *arXiv preprint arXiv:1704.08740*, 2017.
- Theofanis Karaletsos. Adversarial message passing for graphical models. *NIPS workshop on Advances in Approximate Bayesian Inference*, 2016.

-
- Diederik P Kingma and Max Welling. Auto-encoding variational bayes. *arXiv preprint arXiv:1312.6114*, 2013.
- Diederik P Kingma, Shakir Mohamed, Danilo Jimenez Rezende, and Max Welling. Semi-supervised learning with deep generative models. In *Advances in Neural Information Processing Systems*, pp. 3581–3589, 2014.
- Alex Krizhevsky and Geoffrey Hinton. Learning multiple layers of features from tiny images, 2009.
- Alex Lamb, Vincent Dumoulin, and Aaron Courville. Discriminative regularization for generative models. *arXiv preprint arXiv:1602.03220*, 2016.
- Anders Boesen Lindbo Larsen, Søren Kaae Sønderby, Hugo Larochelle, and Ole Winther. Autoencoding beyond pixels using a learned similarity metric. *arXiv preprint arXiv:1512.09300*, 2015.
- Yann LeCun, Corinna Cortes, and Christopher JC Burges. The mnist database of handwritten digits, 1998.
- Chongxuan Li, Kun Xu, Jun Zhu, and Bo Zhang. Triple generative adversarial nets. *arXiv preprint arXiv:1703.02291*, 2017a.
- Chunyu Li, Hao Liu, Changyou Chen, Yunchen Pu, Liqun Chen, Ricardo Henao, and Lawrence Carin. Alice: Towards understanding adversarial learning for joint distribution matching. In *Advances in Neural Information Processing Systems (NIPS)*, 2017b.
- Tsung-Yi Lin, Michael Maire, Serge Belongie, James Hays, Pietro Perona, Deva Ramanan, Piotr Dollár, and C Lawrence Zitnick. Microsoft coco: Common objects in context. In *European conference on computer vision*, pp. 740–755. Springer, 2014.
- Ziwei Liu, Ping Luo, Xiaogang Wang, and Xiaoou Tang. Deep learning face attributes in the wild. In *Proceedings of the IEEE International Conference on Computer Vision*, pp. 3730–3738, 2015.
- Lars Maaløe, Casper Kaae Sønderby, Søren Kaae Sønderby, and Ole Winther. Auxiliary deep generative models. *arXiv preprint arXiv:1602.05473*, 2016.
- Alireza Makhzani and Brendan Frey. Pixelgan autoencoders. *arXiv preprint arXiv:1706.00531*, 2017.
- Alireza Makhzani, Jonathon Shlens, Navdeep Jaitly, and Ian Goodfellow. Adversarial autoencoders. *arXiv preprint arXiv:1511.05644*, 2015.
- Takeru Miyato, Shin-ichi Maeda, Masanori Koyama, and Shin Ishii. Virtual adversarial training: a regularization method for supervised and semi-supervised learning. *arXiv preprint arXiv:1704.03976*, 2017.
- Yuval Netzer, Tao Wang, Adam Coates, Alessandro Bissacco, Bo Wu, and Andrew Y Ng. Reading digits in natural images with unsupervised feature learning. In *NIPS workshop on deep learning and unsupervised feature learning*, volume 2011, pp. 4. Granada, Spain, 2011.
- Anh Nguyen, Jason Yosinski, Yoshua Bengio, Alexey Dosovitskiy, and Jeff Clune. Plug & play generative networks: Conditional iterative generation of images in latent space. *CoRR*, abs/1612.00005, 2016. URL <http://arxiv.org/abs/1612.00005>.
- Aaron van den Oord, Nal Kalchbrenner, Lasse Espeholt, Oriol Vinyals, Alex Graves, et al. Conditional image generation with pixelcnn decoders. In *Advances in Neural Information Processing Systems*, pp. 4790–4798, 2016a.
- Aaron van den Oord, Nal Kalchbrenner, and Koray Kavukcuoglu. Pixel recurrent neural networks. *arXiv preprint arXiv:1601.06759*, 2016b.
- Deepak Pathak, Philipp Krähenbühl, Jeff Donahue, Trevor Darrell, and Alexei A. Efros. Context encoders: Feature learning by inpainting. *CoRR*, abs/1604.07379, 2016. URL <http://arxiv.org/abs/1604.07379>.

-
- Patrick Pérez, Michel Gangnet, and Andrew Blake. Poisson image editing. *ACM Trans. Graph.*, 22(3):313–318, July 2003. ISSN 0730-0301. doi: 10.1145/882262.882269. URL <http://doi.acm.org/10.1145/882262.882269>.
- Mihaela Rosca, Balaji Lakshminarayanan, David Warde-Farley, and Shakir Mohamed. Variational approaches for auto-encoding generative adversarial networks. *arXiv preprint arXiv:1706.04987*, 2017.
- Olga Russakovsky, Jia Deng, Hao Su, Jonathan Krause, Sanjeev Satheesh, Sean Ma, Zhiheng Huang, Andrej Karpathy, Aditya Khosla, Michael Bernstein, et al. Imagenet large scale visual recognition challenge. *International Journal of Computer Vision*, 115(3):211–252, 2015.
- Tim Salimans and Diederik P Kingma. Weight normalization: A simple reparameterization to accelerate training of deep neural networks. In *Advances in Neural Information Processing Systems*, pp. 901–901, 2016.
- Tim Salimans, Ian J. Goodfellow, Wojciech Zaremba, Vicki Cheung, Alec Radford, and Xi Chen. Improved techniques for training gans. *arXiv preprint arXiv:1606.03498*, 2016.
- Florian Schroff, Dmitry Kalenichenko, and James Philbin. Facenet: A unified embedding for face recognition and clustering-1a_089. pdf. 2015.
- Ashish Shrivastava, Tomas Pfister, Oncel Tuzel, Josh Susskind, Wenda Wang, and Russ Webb. Learning from simulated and unsupervised images through adversarial training. *CoRR*, abs/1612.07828, 2016. URL <http://arxiv.org/abs/1612.07828>.
- Karen Simonyan and Andrew Zisserman. Very deep convolutional networks for large-scale image recognition. *CoRR*, abs/1409.1556, 2014. URL <http://arxiv.org/abs/1409.1556>.
- Jost Tobias Springenberg. Unsupervised and semi-supervised learning with categorical generative adversarial networks. *arXiv preprint arXiv:1511.06390*, 2015.
- Dmitry Ulyanov, Andrea Vedaldi, and Victor Lempitsky. Adversarial generator-encoder networks. *arXiv preprint arXiv:1704.02304*, 2017.
- Raymond Yeh, Chen Chen, Teck-Yian Lim, Mark Hasegawa-Johnson, and Minh N. Do. Semantic image inpainting with perceptual and contextual losses. *CoRR*, abs/1607.07539, 2016. URL <http://arxiv.org/abs/1607.07539>.
- Ning Zhang, Manohar Paluri, Marc’Aurelio Ranzato, Trevor Darrell, and Lubomir Bourdev. Panda: Pose aligned networks for deep attribute modeling. In *Proceedings of the IEEE Conference on Computer Vision and Pattern Recognition*, pp. 1637–1644, 2014.
- Jun-Yan Zhu, Taesung Park, Phillip Isola, and Alexei A. Efros. Unpaired image-to-image translation using cycle-consistent adversarial networks. *CoRR*, abs/1703.10593, 2017. URL <http://arxiv.org/abs/1703.10593>.



A APPENDIX

A.1 ARCHITECTURE DETAILS

	Operation	Kernel	Strides	Feature maps	BN/WN?	Dropout	Nonlinearity
$G_{z_1}(x) - 3 \times 128 \times 128$ input							
	Convolution	3×3	1×1	32	\times	0.0	Leaky ReLU
	Convolution	3×3	2×2	64	BN	0.0	Leaky ReLU
	Resnet Block	3×3	1×1	64	BN	0.0	Leaky ReLU
	Resnet Block	3×3	1×1	64	BN	0.0	Leaky ReLU
	Convolution	3×3	2×2	128	BN	0.0	Leaky ReLU
	Resnet Block	3×3	1×1	128	BN	0.0	Leaky ReLU
	Convolution	3×3	1×1	128	\times	0.0	Leaky ReLU
Gaussian Layer							
$G_{z_2}(z_1) - 64 \times 32 \times 32$ input							
	Convolution	3×3	2×2	256	BN	0.0	Leaky ReLU
	Convolution	3×3	2×2	256	BN	0.0	Leaky ReLU
	Convolution	3×3	2×2	512	BN	0.0	Leaky ReLU
	Resnet Block	3×3	1×1	512	BN	0.0	Leaky ReLU
	Convolution	4×4	<i>valid</i>	512	BN	0.0	Leaky ReLU
	Convolution	1×1	1×1	512	\times	0.0	Linear
$G_{z_1}(z_2) - 128 \times 1 \times 1$ input							
	Convolution	1×1	1×1	$4 * 4 * 256$	BN	0.0	Leaky ReLU
	Bilinear Upsampling						
	Resnet Block	3×3	1×1	256	BN	0.0	Leaky ReLU
	Bilinear Upsampling						
	Convolution	3×3	1×1	256	BN	0.0	Leaky ReLU
	Convolution	3×3	1×1	128	BN	0.0	Leaky ReLU
	Bilinear Upsampling						
	Convolution	3×3	1×1	128	\times	0.0	Leaky ReLU
Gaussian Layer							
$G_x(z_1) - 64 \times 32 \times 32$ input							
	Convolution	1×1	1×1	64	BN	0.0	Leaky ReLU
	Resnet Block	3×3	1×1	64	BN	0.0	Leaky ReLU
	Bilinear Upsampling						
	Resnet Block	3×3	1×1	64	BN	0.0	Leaky ReLU
	Bilinear Upsampling						
	Convolution	3×3	1×1	64	BN	0.0	Leaky ReLU
	Convolution	3×3	1×1	32	BN	0.0	Leaky ReLU
	Convolution	1×1	1×1	3	\times	0.0	Tanh
$D(x) - 3 \times 128 \times 128$ input							
	Convolution	3×3	1×1	32	WN	0.2	Leaky ReLU
	Convolution	3×3	2×2	64	WN	0.5	Leaky ReLU
	Convolution	3×3	2×2	64	WN	0.5	Leaky ReLU
	Convolution	3×3	1×1	64	WN	0.5	Leaky ReLU
$D(x, z_1) - 128 \times 32 \times 32$ input							
	<i>Concatenate $D(x)$ and z_1 along the channel axis</i>						
	Convolution	3×3	1×1	128	WN	0.2	Leaky ReLU
	Convolution	3×3	2×2	256	WN	0.5	Leaky ReLU
	Convolution	3×3	2×2	256	WN	0.5	Leaky ReLU
	Convolution	3×3	2×2	512	WN	0.5	Leaky ReLU
	Convolution	4×4	<i>valid</i>	512	WN	0.2	Leaky ReLU
$D(x, z_1, z_2) - 512 \times 1 \times 1$ input							
	<i>Concatenate $D(x, z_1)$ and z_2 along the channel axis</i>						
	Convolution	1×1	1×1	1024	\times	0.5	Leaky ReLU
	Convolution	1×1	1×1	1024	\times	0.5	Leaky ReLU
	Convolution	1×1	1×1	1	\times	0.5	Sigmoid

Table 4: Architecture detail for HALI(unsupervised) on the Imagenet 128 and CelebA 128 Datasets.

A.2 PROOFS

Lemma 1. *Let f be a valid f -divergence generator. Let p and q be joint distributions over a random vector \mathbf{x} . Let \mathbf{x}_A be any strict subset of \mathbf{x} and \mathbf{x}_{-A} its complement, then*

$$D_f(p(\mathbf{x}) \parallel q(\mathbf{x})) \geq D_f(p(\mathbf{x}_A) \parallel q(\mathbf{x}_A)) \quad (11)$$

Proof. By definition, we have

$$D_f(p(\mathbf{x}) \parallel q(\mathbf{x})) = \mathbb{E}_{\mathbf{x} \sim q(\mathbf{x})} [f(\frac{p(\mathbf{x})}{q(\mathbf{x})})] = \mathbb{E}_{\mathbf{x}_A \sim q(\mathbf{x}_A)} \mathbb{E}_{\mathbf{x}_{-A} \sim q(\mathbf{x}_{-A} | \mathbf{x}_A)} [f(\frac{p(\mathbf{x}_A)p(\mathbf{x}_{-A} | \mathbf{x}_A)}{q(\mathbf{x}_A)q(\mathbf{x}_{-A} | \mathbf{x}_A)})]$$

Using that f is convex, Jensen's inequality yields

$$D_f(p(\mathbf{x}) \parallel q(\mathbf{x})) \geq \mathbb{E}_{\mathbf{x}_A \sim q(\mathbf{x}_A)} [f(\mathbb{E}_{\mathbf{x}_{-A} \sim q(\mathbf{x}_{-A} | \mathbf{x}_A)} \frac{p(\mathbf{x}_A)p(\mathbf{x}_{-A} | \mathbf{x}_A)}{q(\mathbf{x}_A)q(\mathbf{x}_{-A} | \mathbf{x}_A)})]$$

Simplifying the inner expectation on the right hand side, we conclude that

$$D_f(p(\mathbf{x}) \parallel q(\mathbf{x})) \geq \mathbb{E}_{\mathbf{x}_A \sim q(\mathbf{x}_A)} [f(\frac{p(\mathbf{x}_A)}{q(\mathbf{x}_A)})]$$

□

Lemma 2 (Kullback-Leibler's upper bound by Jensen-Shannon). *Assume that p and q are two probability distribution absolutely continuous with respect to each other. Moreover, assume that q is bounded away from zero. Then, there exist a positive scalar K such that*

$$D_{KL}(p \parallel q) \leq K D_{JS}(p \parallel q). \quad (12)$$

Proof. We start by bounding the Kullback-Leibler divergence by the χ^2 -distance. We have

$$D_{KL}(p \parallel q) \leq \int \log(\frac{p(\mathbf{x})}{q(\mathbf{x})}) d\mathbf{x} \leq \log(1 + D_{\chi^2}(p \parallel q)) \leq D_{\chi^2}(p \parallel q) \quad (13)$$

The first inequality follows by Jensen's inequality. The third inequality follows by the Taylor expansion. Recall that both the χ^2 -distance and the Jensen-Shannon divergences are f -divergences with generators given by $f_{\chi^2}(t) = (t-1)^2$ and $f_{JS}(t) = t \log(\frac{2t}{t+1}) + \log(\frac{2t}{t+1})$, respectively. We form the function $t \mapsto h(t) = \frac{f_{\chi^2}(t)}{f_{JS}(t)}$. h is strictly increasing on $[0, \infty)$. Since we are assuming q to be bounded away from zero, we know that there is a constant c_1 such that $q(\mathbf{x}) > c_1$ for all \mathbf{x} . Subsequently for all \mathbf{x} , we have that $\frac{p(\mathbf{x})}{q(\mathbf{x})} \leq c_2 := \max_{\mathbf{x}} \frac{p(\mathbf{x})}{c_1}$. Thus, for all x we have $h(\frac{p(\mathbf{x})}{q(\mathbf{x})}) \leq K := h(c_2)$ and hence $f_{\chi^2}(\frac{p}{q}) \leq K f_{JS}(\frac{p}{q})$. Integrating with respect to q , we conclude

$$D_{KL}(p \parallel q) \leq D_{\chi^2}(p \parallel q) \leq K D_{JS}(p \parallel q)$$

□

Proposition 3. *Assuming $q(\mathbf{x}, \mathbf{z}_l)$ and $p(\mathbf{x}, \mathbf{z}_l)$ are positive for any $l \in \{1, \dots, L\}$. We have*

$$\mathbb{E}_{\mathbf{x} \sim q(\mathbf{x})} [\mathcal{L}^l(\mathbf{x})] - H(\mathbf{x} \mid \mathbf{z}_l) \leq K D_{JS}(p(\mathbf{x}, \mathbf{z}_1, \dots, \mathbf{z}_L) \parallel q(\mathbf{x}, \mathbf{z}_1, \dots, \mathbf{z}_L)) \quad (14)$$

Where $H(\mathbf{x} \mid \mathbf{z}_l)$ is computed under the encoder's distribution $q(\mathbf{x}, \mathbf{z}_l)$

Proof. By elementary manipulations we have.

$$\mathbb{E}_{\mathbf{x} \sim q(\mathbf{x})} [\mathcal{L}^l(\mathbf{x})] = D_{KL}(p(\mathbf{x}, \mathbf{z}_l) \parallel q(\mathbf{x}, \mathbf{z}_l)) + H(\mathbf{x}_l \mid \mathbf{z}_l) - D_{KL}(p(\mathbf{z}_l) \parallel q(\mathbf{z}_l))$$

Where the conditional entropy $H(\mathbf{x}_l \mid \mathbf{z}_l)$ is computed $q(\mathbf{x}, \mathbf{z}_l)$. By the non-negativity of the KL-divergence we obtain

$$\mathbb{E}_{\mathbf{x} \sim q(\mathbf{x})} [\mathcal{L}^l(\mathbf{x})] \leq D_{KL}(p(\mathbf{x}, \mathbf{z}_l) \parallel q(\mathbf{x}, \mathbf{z}_l)) + H(\mathbf{x}_l \mid \mathbf{z}_l)$$

Using lemma 2, we have

$$\mathbb{E}_{\mathbf{x} \sim p_d(\mathbf{x})} [\mathcal{L}^l(\mathbf{x})] - H(\mathbf{x} \mid \mathbf{z}_l) \leq K D_{JS}(p(\mathbf{x}, \mathbf{z}_l) \parallel q(\mathbf{x}, \mathbf{z}_l))$$

The Jensen-Shannon divergence being f -divergence, using Lemma 1, we conclude

$$\mathbb{E}_{\mathbf{x} \sim p_d(\mathbf{x})} [\mathcal{L}^l(\mathbf{x})] - H(\mathbf{x} \mid \mathbf{z}_l) \leq K D_{JS}(p(\mathbf{x}, \mathbf{z}_1, \dots, \mathbf{z}_L) \parallel q(\mathbf{x}, \mathbf{z}_1, \dots, \mathbf{z}_L)).$$

□




Figure 7: Reconstructions for SVHN and CIFAR10 from z_1 and reconstructions from z_2 . Odd columns corresponds to examples from the validation set while even columns are the model’s reconstructions

Proposition 4. For any given latent variable z_l , the reconstruction likelihood $\mathbb{E}_{\mathbf{x} \sim q_{\mathbf{x}}}[\mathbb{E}_{z_l \sim T_{z_l}|\mathbf{x}}[-\log p(\mathbf{x} | z_l)]]$ is an upper bound on $H(\mathbf{x} | z_l)$.

Proof. By the non-negativity of the Kullback-Leibler divergence, we have that

$$D_{KL}(q(\mathbf{x} | z_l) || p(\mathbf{x} | z_l)) \geq 0 \implies H[q(\mathbf{x} | z_l)] \leq \mathbb{E}_{z_l \sim T_{z_l}|\mathbf{x}}[-\log(p(\mathbf{x} | z_l))]$$

. Integrating over the marginal and applying Fubini’s theorem yields

$$H(\mathbf{x} | z_l) \leq \mathbb{E}_{\mathbf{x} \sim p(\mathbf{x})} \mathbb{E}_{z_l \sim T_{z_l}|\mathbf{x}}[-\log(p(\mathbf{x} | z_l))],$$

where the conditional entropy $H(\mathbf{x} | z_l)$ is computed under the encoder distribution. \square

		Sideburns	Black Hair	Wavy Hair	Young	Makeup	Blond	Attractive	withShadow	withNecktie	Blurry	DoubleChin	BrownHair	Mouth Open	Goatee	Bald	PointyNose	Gray Hair	Pale Skin	ArchedBrows	With Hat
Data		86	81	69	91	90	88	81	80	80	60	70	74	92	88	77	60	84	72	69	86
VAE		80	96	60	98	79	74	83	74	93	96	73	77	83	77	89	86	69	86	80	84
ALI		72	90	83	94	88	81	91	77	83	83	89	76	77	72	83	87	84	79	92	92
HALI (z1)		92	93	93	98	91	95	95	92	89	92	81	95	92	89	94	98	88	90	95	99
HALI (z2)		80	78	91	96	89	94	92	78	90	83	88	80	83	78	88	89	87	91	87	84
		Balding	StraightHair	Big Nose	Rosy Cheeks	Oval Face	Bangs	Male	Mustache	HighCheeks	No Beard	Eyeglasses	BuggyEyes	WithNecklace	WithLipstick	Big Lips	NarrowEyes	Chubby	Smiling	BushyBrows	WithEarrings
Data		72	60	69	71	56	89	97	80	85	96	94	69	54	94	54	58	71	92	72	74
VAE		89	94	69	67	83	78	93	82	91	98	73	65	92	86	82	78	73	95	64	62
ALI		86	87	89	82	89	76	90	77	86	92	81	87	93	88	83	85	90	85	82	83
HALI (z1)		96	91	90	71	91	94	97	84	96	98	90	94	93	94	83	88	82	97	91	83
HALI (z2)		88	88	89	75	90	84	90	80	89	95	75	86	99	90	88	87	87	89	85	81

Table 5: CelebA attributes accuracies of reconstructions by different models. The data row displays the raw average of positive accuracies, predicting true 1, and negative accuracies, predicting a true 0 by our VGG classifier. Other rows show the same average accuracies where each individual accuracy is normalized by its corresponding data score. The numbers are all percentages.

		5 o Clock Shadow	Arched Eyebrows	Attractive	Bags Under Eyes	Bald	Bangs	Big Lips	Big Nose	Black Hair	Blond Hair	Blurry	Brown Hair	Bushy Eyebrows	Chubby	Double Chin	Eyeglasses	Goatee	Gray Hair	Heavy Makeup	High Cheekbones
Triplet-kNN		66	73	83	63	75	81	55	68	82	81	43	76	68	64	60	82	73	72	88	86
PANDA		76	77	85	67	74	92	56	72	84	91	50	85	74	65	64	88	84	79	95	89
Anet		81	76	87	70	73	90	57	78	90	90	56	83	82	70	68	95	86	85	96	89
LMLE-kNN		82	79	88	73	90	98	60	80	92	99	59	87	82	79	74	98	95	91	98	92
VAE		78	65	62	68	87	86	58	67	75	83	64	62	72	77	80	81	80	88	75	75
ALI		78	70	69	68	89	87	57	69	75	88	65	64	71	78	78	85	79	89	79	64
HALI(Unsup)		86	77	80	78	94	93	62	74	85	92	78	77	82	85	86	96	92	93	89	85
		Male	Mouth Slightly Open	Mustache	Narrow Eyes	No Beard	Oval Face	Pale Skin	Pointy Nose	Receding Hairline	Rosy Cheeks	Sideburns	Smiling	Straight Hair	Wavy Hair	Wearing Earrings	Wearing Hat	Wearing Lipstick	Wearing Necklace	Wearing Necktie	Young
Triplet-kNN		91	92	57	47	82	61	63	61	60	64	71	92	63	77	69	84	91	50	73	75
PANDA		99	93	63	51	87	66	69	67	67	68	81	98	66	78	77	90	97	51	85	78
Anet		99	96	61	57	93	67	77	69	70	76	79	97	69	81	83	90	95	59	79	84
LMLE-kNN		99	96	73	59	96	68	80	72	76	78	88	99	73	83	83	99	99	59	90	87
VAE		78	67	81	60	79	51	86	59	79	79	79	81	55	69	65	84	78	67	83	69
ALI		83	52	82	62	79	54	85	61	78	80	77	68	60	72	67	91	82	67	82	71
HALI(Unsup)		96	88	90	72	90	65	89	69	84	89	91	91	70	77	78	95	92	71	89	80

Table 6: Mean per-class balanced accuracy in percentage points of each of the 40 face attributes on CelebA.