

# Memory-Augmented Neural Networks for Predictive Process Analytics

Asjad Khan<sup>1,\*</sup>, Hung Le<sup>2,\*</sup>, Kien Do<sup>2</sup>, Truyen Tran<sup>2</sup>, Aditya Ghose<sup>1</sup>, Hoa Dam<sup>1</sup>,  
and Renuka Sindhgatta<sup>3</sup>

<sup>1</sup>University of Wollongong, Australia  
maak458@uowmail.edu.au; {aditya,hoa}@uow.edu.au

<sup>2</sup>Deakin University, Geelong, Australia  
{lethai,dkdo,truyen.tran}@deakin.edu.au

<sup>3</sup>IBM Research India, India  
renuka.sr@in.ibm.com

**Abstract.** Process analytics involves a sophisticated layer of data analytics built over the traditional notion of process mining [22]. The flexible execution of business process instances involves multiple critical decisions including what task to perform next and what resources to allocate to a task. In this paper, we explore the application of deep learning techniques for solving various process analytics related problems. Based on recent advances in the field we specifically look at memory-augmented neural networks (MANN)s and adapt the latest model to date, namely the Differential Neural Computer. We introduce two modifications to account for a variety of tasks in predictive process analytics: (i) separating the encoding phase and decoding phase, resulting dual controllers, one for each phase; (ii) implementing a write-protected policy for the memory during the decoding phase. We demonstrate the feasibility and usefulness of our approach by solving a number of common process analytics tasks such as next activity prediction, time to completion and suffix prediction. We also introduce the notion of MANN based process analytics recommendation machinery that once deployed can serve as an effective business process recommendation engine enabling organizations to answer various prescriptive process analytics related questions. Using real-world datasets, we benchmark our results against those obtained from the state-of-art methods. We show that MANNs based process analytics methods can achieve state-of-the-art performance and have a lot of value to offer for enterprise specific process analytics applications.

## 1 Introduction

Process analytics involves a sophisticated layer of data analytics built over the traditional notion of process mining [22]. Compared to Process mining, Process analytics addresses the more general problem of leveraging data generated by, or associated with, process execution to obtain actionable insights about business

---

\* Asjad and Hung contribute equally.

processes. Process analytics leverages a range of data, including, but not limited to process logs, event logs [17], provisioning logs, decision logs and process context [19] and answers queries that have a number of real world and applications particularly related to prescriptive analytics such as resource optimisation and instance prioritisation. Other process analytics tasks include predicting the next activity, time to the next activity, the continuation of the process and the time until a process is completed or aborted.

Recent advances in neural network architectures and learning algorithms have led to the popularization of ‘deep learning’ methods. Deep Learning methods are particularly good at discovering intricate structure and robust representations from large quantities of raw data thus significantly reducing the need to hand-craft features which is usually required when using traditional machine learning techniques. Recurrent neural nets, especially the Long Short-Term Memory (LSTM) have brought about breakthroughs in solving complex sequence modelling tasks in various domains such video understanding, speech recognition and natural language processing [18,14]. Similarly, it has been shown that LSTM can consistently outperform classical techniques for a number of process analytics tasks such as predicting the next activity, time to the next activity etc.[21,16]. Most classical techniques for prediction techniques proposed in the predictive process analytics literature are aimed at solving task specific problems. Deep learning methods have an advantage over such classical methods as they can generalize well on various tasks without requiring explicit Feature engineering or configuration tuning. Further these methods exhibit ‘robustness to noise’ and can show performance scaling as we input bigger and bigger datasets.[5].

LSTMs work by maintaining a dynamic short-term memory vector, which stores the summarization of historical events, from which the next activity can be predicted. While LSTM can theoretically deal with long event sequences, the long-term dependencies between distant events in a process get diffused into the memory vector. A more expressive process model would allow storing and retrieval of intermediate process states in a long-term memory. This is akin to the capability of a trainable Turing machine. Closest to a Turing machine is a recent network known as Differential Neural Computer (DCN) [7] which is the subject of our exploration in this paper. MANNs can be considered as a recurrent net augmented with an external memory module [7,20]. Because of this memory module MANNs have certain advantages over traditional LSTMs when tackling highly complex sequence modeling problems such as question answering [20] and algorithmic tasks [7].

Our goal in this paper is to derive a process-agnostic machinery for learning to predict the future given a partially executed process instance, with minimal domain knowledge. An effective model should be expressive enough to capture all variations in the process execution, and at the same time compact to learn robustly from the given data. Keeping this in mind we investigate the applicability of Memory-Augmented Neural Networks (MANN) for tackling a number of process analytics problems and compared to other state-of-the-art methods. Specific contributions of this paper include:

- Demonstrating the feasibility and usefulness of our approach by solving a number of common process analytics tasks such as next activity prediction, time to completion and suffix prediction. Using real-world datasets, we benchmark our results against those obtained from the state-of-art methods.
- We introduce the notion of MANN based process analytics recommendation machinery that once deployed can serve as an effective business process recommendation engine enabling organizations to answer various prescriptive process analytics related questions. We demonstrate the effectiveness of our approach by focusing on suffix prescription task which involves recommending a suffix for a task sequence which when executed will lead to a desired process outcome with the desired performance characteristics. This is done by labelling the dataset prior to training. Labels help the model in differentiating between process instances that performed well based on a pre-defined performance criteria which leads to effective recommendations.

The paper is organized as follows. Section 2 discusses related work, followed by background on which the method in this paper is built (Section 3). Section 4 presents the methods employed in this paper. Implementation details and experimental results are reported in Section 5, in which we (i) compare the proposed method against the state-of-the-art in [21] on several public datasets, and (ii) presents results on new large datasets. Finally, Section 6 discusses the findings, concludes the paper and outlines future work.

## 2 Related Work

Traditional approaches for solving the next event prediction problem as seen in the literature include using state-transition models, HMM(hidden Markov models) or PFA (probabilistic finite automats) models.

Breuker et al. [1] for example employ probabilistic modelling(Inspired from the work done in the field of grammatical inference). A Drawback of their technique is that its computationally very intensive and the runtime reported by the authors was two months making it unsuitable for most practical industry applications. In [2] pattern miner the frequent partial processes are identified first. The miner represents them in the sequence tree form while mapping each node of the tree to some specific prediction model trained using events logs,. After the training is done these models can be used for various prediction tasks such as next activity prediction or completion time of a process instance.

Lakshmanan et al. [11] employ markov chains to estimate the instance-specific probabilistic process model (PPM) that can take as input a running process instance and compute probability of execution of a particular task in that instance. Similarly, Le et al. [13] propose methods which use sequential k-nearest neighbour and higher order Markov models for predicting next process tasks. Lastly Polato et al. present methods for Time and Activity Sequence Prediction that tackle both stationary and dynamic(non-stationary) processes.

Recent work in this area includes application of deep learning techniques for solving various process analytics tasks. In [21] Tax et al. show that LSTMs can

outperform existing methods for various prediction tasks such as next event prediction and associated timestamp predictions. The authors argue that compared to traditional methods LSTMs are task and dataset agnostic and do not require careful tuning and ‘trial-and-error’ methodology for achieving good results. Similarly, Evermann et al. [5] and Navarin et al [16] solve the same problem using recurrent neural networks and LSTMs respectively. They both perform evaluation on real-world datasets, for example using BPI2012 and BPI2013 datasets and achieve better results compared to the traditional approaches, thus providing evidence that deep learning methods are good at learning generalised representations even from noisy raw data usually found in event logs.

### 3 Preliminaries

We first briefly present the existing work upon which our method is built, including event log presentation, recurrent neural networks, and Long Short-Term Memory (LSTM).

#### 3.1 Event logs

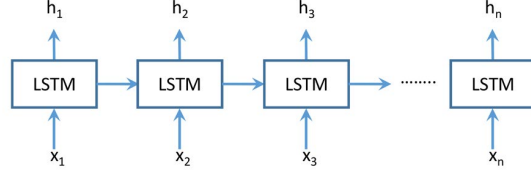
We assume that when a business process instance is executed, its execution trace is recorded as an event log. An event can be characterized by multiple descriptors, including an activity, a resource, and a timestamp. We assume further that the activity is discrete and drawn from a finite set. Resources associated with an event can be either continuous (e.g., time to complete a sub-task), or discrete (e.g., type of skills needed). An event log is sequence of events, naturally ordered by the associating timestamps. Predictive analytics can be considered as computing (a) a set of functions and (b) a set of computer programs that carry out computation, over a (partially executed) process instance. An example of case (a) is computing remaining time of a process instance, which is the *sequence-to-vector* setting. An example of case (b) is a continuation of a partially executed process, which is the *sequence-to-sequence* setting.

#### 3.2 Recurrent Neural Networks and LSTM

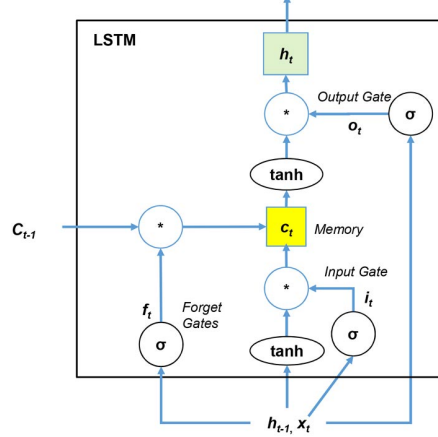
Recurrent neural network (RNN) is a model of dynamic processes, and to some degree, a model of computer programs. At each time step  $t$ , a RNN reads an *input vector*  $\mathbf{x}_t$  into a *hidden state vector*  $\mathbf{h}_t$  and predicts an *output vector*  $\mathbf{y}_t$  (see Figure 1). The state dynamic can be abstracted as a recurrent relation:  $\mathbf{h}_t = \text{RNN}(\mathbf{h}_{t-1}, \mathbf{x}_t)$ . The vanilla RNN is parameterized as follows:

$$\begin{aligned}\mathbf{h}_t &= \sigma(W_h \mathbf{h}_{t-1} + V \mathbf{x}_t + \mathbf{b}_h) \\ \mathbf{y}_t &= W_y \mathbf{h}_t + \mathbf{b}_y\end{aligned}$$

where  $(W_h, W_y, V, \mathbf{b}_h, \mathbf{b}_y)$  are learnable parameters, and  $\sigma$  is a point-wise nonlinear function.



**Fig. 1.** Recurrent Neural Network and Long Short Term Memory



**Fig. 2.** The internal structure of LSTM

Although theoretically powerful, vanilla RNNs cannot learn from long-sequences due to a problem known as vanishing or exploding gradients. A powerful solution is Long Short-Term Memory (LSTM) [8]. LSTM (see Figure 2 for its internal structure) introduces one more vector called “memory”  $\mathbf{c}_t$ , which, together with the state  $\mathbf{h}_t$ , specify the dynamic as:  $(\mathbf{h}_t, \mathbf{c}_t) = \text{LSTM}(\mathbf{h}_{t-1}, \mathbf{c}_{t-1}, \mathbf{x}_t)$ . In most implementations, this is decomposed further as:

$$\begin{aligned}\mathbf{c}_t &= \mathbf{f}_t * \mathbf{c}_{t-1} + i_t * \tilde{\mathbf{c}}_t \\ \mathbf{h}_t &= \mathbf{o}_t * \tanh(\mathbf{c}_t)\end{aligned}$$

where  $\tilde{\mathbf{c}}_t$  is a candidate memory computed from the input,  $\mathbf{f}_t, \mathbf{i}_t, \mathbf{o}_t \in (0, 1)$  are gates, and  $*$  denotes point-wise multiplication.  $\mathbf{f}_t$  determines how much the previous memory is maintained;  $\mathbf{i}_t$  controls how much new information is stored into memory, and  $\mathbf{o}_t$  controls how much memory is read out. The candidate memory and the gates are typically parameterized as:

$$\begin{aligned}\tilde{\mathbf{c}}_t &= \tanh(W_c \mathbf{h}_{t-1} + V_c \mathbf{x}_t + \mathbf{b}_c) \\ \begin{bmatrix} \mathbf{f}_t \\ \mathbf{i}_t \\ \mathbf{o}_t \end{bmatrix} &= \text{sigm} \left( \begin{bmatrix} W_f \\ W_i \\ W_o \end{bmatrix} \mathbf{h}_{t-1} + \begin{bmatrix} V_f \\ V_i \\ V_o \end{bmatrix} \mathbf{x}_t + \begin{bmatrix} \mathbf{b}_f \\ \mathbf{b}_i \\ \mathbf{b}_o \end{bmatrix} \right)\end{aligned}$$

where  $(W_{c,f,i,o}, V_{c,f,i,o}, \mathbf{b}_{c,f,i,o})$  are learnable parameters.

## 4 MANN-based Predictive Process Analytics

While LSTM partly solves the gradient issue associated with the vanilla RNN, it may not be very effective on complex process executions that contain multiple computational steps and long-range dependencies. The memory  $\mathbf{c}_t$  compresses the entire history into a single vector, and thus the process structure is somewhat lost. For example, if two distant events are highly dependent, there are no easy ways to enforce this relationship through the forgetting gates. Another critical issue is that if a process involves multiple intermediate results for latter use, there are no mechanism to store these results into the flat memory vector  $\mathbf{c}_t$ . These drawbacks demand an external memory to store temporary computational results, akin to the role of RAM in modern computers. This is the basic motivation behind the latest advance in deep neural network – the *memory-augmented neural nets* (MANN). The key behind these architectures is that all memory operations, including addressing, reading and writing are differentiable. This enables end-to-end gradient-based training. MANNs have found many applications, e.g., question answering [10,20] and simple algorithmic tasks [6].

We adapted the most advanced variant of MANNs to date, the Differential Neural Computer (DNC) [7], for process analytics. In most popular implementations, DNC can be considered as a LSTM augmented with an external memory module  $M$ . The LSTM plays the role of a controller, which is akin to a CPU, where the memory  $\mathbf{c}_t$  is akin to registers in the CPU. At each time step, the controller (i) reads an input, (ii) updates its own internal memory and states, (iii) writes the new information data into the external memory, and (iv) finally reads the updated memory to produce an output.

In a typically implementation, the external memory is a matrix of  $N$  slots, each slot is a vector. To interface with the external memory, the controller computes keys  $\mathbf{k}_t$  for locating slots for reading and writing. The memory slot is found using cosine similarity between the key and the slot content. This mechanism of locating memory slot is known as *content-based addressing*. In addition, DNC also supports *dynamic memory allocation* and *temporal memory linkage* mechanisms for computing one final write-weight and several read-weights. The read-weights are then used to produce a read content from the memory. Multiple reads are then combined with the controller state to produce an output vector  $\mathbf{o}_t$ . For readability, we omit the mathematical details here. Readers are referred to the original paper [7].

We emphasize that the resulting model is *process-agnostic*, in that, it assumes no domain-specific knowledge of the process, other than the symbolic representation of events (or resources). Second, the model is *end-to-end* in that we need no domain-specific manual extraction of patterns. Third, MANN is *expressive* that can theoretically be as powerful as a Turing machine, which can compute any thing computable. This allows modeling of high degree of variations in the process data, long-range dependencies between events and resources, multiple intermediate steps for a highly complex process, as well as a variety of predictive tasks.

We now describes how the DNC is adapted for predictive process analytics, starting from event coding into the model and decoding from it, to specific modifications of the DNC to make it suitable for a variety of predictive tasks in business processes.

#### 4.1 Events/resources coding and decoding

Discrete events/resources in event log can be coded into MANN in several ways. If the number of unique events/resources is large, embedding into a low-dimensional space is typically employed, that is  $a \rightarrow \mathbf{x}_a$ . Otherwise, a simple one-hot coding will suffice, that is,  $a \rightarrow [0, 0, \dots, 1, \dots, 0]$ . Continuous resources such as time can be normalized as input variables. Alternatively, these continuous variables can be discretized into symbols that represent intervals. This could enable true *end-to-end* learning. However, we can also employ a certain degree of feature engineering to enhance the input signals as in [21], which has been shown to be highly effective.

For discrete symbol prediction at time  $t$ , we can use a softmax:

$$P_t(a \mid \text{history}) = \frac{\exp(\mathbf{w}_a \cdot \mathbf{o}_t)}{\sum_{a'} \exp(\mathbf{w}_{a'} \cdot \mathbf{o}_t)} \quad (1)$$

where  $\mathbf{o}_t$  is the output vector generated by the controller, and  $\mathbf{w}_a$  is a trainable parameter vector. The discrete output is simply:  $a^* = \arg \max_a P_t(a \mid \text{history})$ . Continuous prediction is through a function  $y_t = f(\mathbf{o}_t)$ , which can be itself a feedforward neural net.

**Next-activity and time-to-event prediction** An immediate application of these decoding settings is next-activity prediction using Eq. (1). Likewise time-to-event estimation is simply continuous prediction.

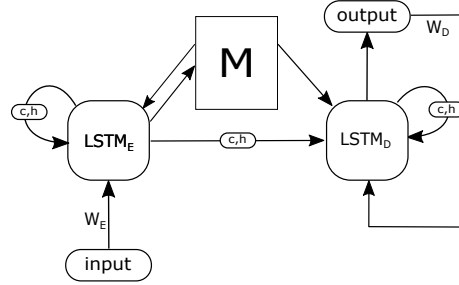
#### 4.2 Sequence prediction with dual-controllers and write-protected policy

Recall that there are multiple predictive tasks in business process modeling. We assume that at the prediction point, we are given a partially executed process instance, and we want to predict future properties, for example, the continuation of an process instance, or the remaining time, or the set of resources needed for completing the instance. Under the MANN formulation, many of those predictive tasks can be cast into *sequence prediction*, that is, we generate a sequence of discrete symbols. For example, process continuation is a natural case, where each symbol is an event.

In case of resources prediction, even though there may or may not natural ordering among resources, we can still produce a sequence. Due to the availability of the external memory which stores all the previous knowledge, the strict ordering in the output sequence is not of a major issue, because at any point in the prediction time, the controller can just make use of the external memory

(which can be order-free since it is read-only), and relies less on its own internal memory (which is order-dependent). Note that this property is not possible in LSTM, which is sequential by design.

In the DNC setting, this task can be decomposed into dual phases: the *encoding phase*, in which the prefix is read into the memory, and the *decoding phase*, in which the suffix is sequentially generated. Second, in standard DNC operations, the memory is constantly modified at each time step. In the dual-phase setting, there is no need to update the memory since there are no real inputs. Thus we suggest a simple modification, that is, the memory is read-only during the decoding phase. And finally, since the two phases serve different purposes, it might be useful to separate the *encoding controller* from the *decoding controller*. That is, the encoding controller is specialized in keeping the best description of the process thus far, and the decoding controller is optimized to producing the best suffix, given the information pre-computed by the encoding controller. We call this DNC variant *DCw-MANN*, which stands for Write-Protected Dual Controller Memory-Augmented Neural Network.



**Fig. 3.** Write-Protected Dual Controller Memory Augmented Neural Network

**Model operations over time** The operations of the modified DNC is illustrated in Figure 3. There are two controllers, the encoder  $LSTM_{enc}$  for the encoding phase and the decoder  $LSTM_{dec}$  for the decoding phase. Both share the same external memory  $M$ . Each controller maintains their own internal memory  $c$  and state  $h$ . In the encoding phase, the prefix is fed into the encoder one event at a time. The external memory is updated along the way. In decoding phase, the state of the encoder and the memory are passed into the decoder. The long-range dependencies between the input prefix and the output suffix are maintained through the memory look-up operations.

During the sequence decoding phase, the next symbol at time  $t$  is predicted using the information from the memory and previously generated symbols:

$$P_t(a \mid a_{t_{pre}+1}, \dots, a_{t-1}, \text{history})$$



as in Eq. (1), where the output  $\mathbf{o}_t$  is generated by the decoder  $\text{LSTM}_{dec}$ . For more detailed description, readers are referred to our methodological work in [12].

## 5 Implementation and Results

In this section we present our experimental results for validating the proposed MANN for predictive business analytics on three canonical tasks: *next-activity prediction*, *time-to-event prediction* (Section 5.3) and *suffix prediction* and *suffix recommendation based on labelled data* (Section 5.4). We first describe the five datasets used in the experiments (Section 5.1) and an explanation of how we have implemented the models (Section 5.2).

### 5.1 Datasets and pre-processing

We consider two collections of datasets: First collection is used to validate the proposed MANN against competing methods. Second collection is used to evaluate our suffix recommendation engine.

**Collection A(Datasets for benchmarking)** There are two datasets previously studied and pre-processed in [21]:

- **Helpdesk**: This log contains events from a ticketing management process of the help desk of an Italian software company. The process consists of 9 activities, and all cases start with the insertion of a new ticket into the ticketing management system. Each case ends when the issue is resolved and the ticket is closed. This log contains around 3,804 cases and 13,710 events, which results in about 14K training and 4K testing samples.
- **BPI'12**: This event log originates from the Business Process Intelligence Challenge (BPI'12) and contains data from the application procedure for financial products at a large financial institution. The training and testing size for this dataset are about 40K and 10K samples, respectively. **BPI'12 (no duplicate)**: Besides BPI'12, the authors of [21] also create a simpler version of Business Process Intelligence Challenge data. This version removes repeated occurrences of the same event, keeping only the first occurrence, which is suitable for suffix prediction task. There are about 19K training 8.4K testing samples in this dataset.

To benchmark our technique with the existing results, we use the same pre-processing as in [21] to extract a feature vector for each event in a business process. The training and testing data are also prepared in the same way as in [21] for fair comparison.

**Collection B(Labelled datasets):** We use this collection for learning effective suffix recommendations. We start by taking three raw datasets whose description is as follows:

- **Moodle Dataset:** This dataset has been created from Moodle’s(e-learning platform) issue tracking system. The issue tracking system collects bug reports and allows developers to track the bug resolution process as an issue goes through various development stages. The log contains 10,219 complete processes in total with the number of events in each process ranging from 4 to 23. The preprocessing procedure results in about 32K training prefix/suffix sequences and 8K prefix/suffix sequences. The number of event codes in Moodle dataset is 23.
- **Financial Log:** This log is based on BPI2012 challenge dataset but was preprocessed(see description below) based on a time-based performance metric. After pre-processing we are only left with good performing instances which can be fed to the dataset. The Raw dataset contains about 13,087 cases. The training and testing numbers are approximately 4.2K and 1K, respectively. This dataset has 32 unique type of event codes.
- **IT incident management Dataset:** This is an anonymised data set extracted from incident management system supporting an enterprise resource planning (ERP) application. It contains 16,000 tickets(process instances) of IT incident management processes. The log contains the life cycle of a ticket. The ticket is opened by a customer. It is acknowledged typically by a team lead, then it gets assigned to a person working on it and after some analysis and other changes, it gets closed. The group that solved the ticket might not correctly resolve the issue. The log contains the name of the last group that solved the ticket. After splitting, the Incident Mgmt. dataset has about 26K training and 6.5K prefix/suffix sequences. This dataset has 32 unique type of event codes.

**Pre-Processing** Next we take each of these datasets and we split the logs into Positive and Negative instances and only train our models using Positive examples. In Moodle dataset we filter by apply a couple of pre-conditions such that each instance should have at least four distinct states<sup>1</sup> and no more than 25 state changes. Negative examples are chosen with the assumption that bad process instances would shift states back and forth a lot (e.g., issue being reopened multiple times is a bad instance). Hence if more than 25 state changes occur for a given issueID then it would be labelled as a bad instance. Similarly for BPI2012 financial log data we filter cases based on running time. Cases that started in 2012 were filtered out(about 49 percent because they are not likely to finish. Next we did performance filtering using total time duration for each case. Cases with a maximum duration of 1 day 19 hours are considered good instances while rest of them are labelled as bad performing instances.

---

<sup>1</sup> <https://docs.moodle.org/dev/Process>

Each process is a sequence of events and each event is represented by a discrete symbol, which is coded using the one-hot coding scheme introduced in Section 4.1. We randomly divide all processes into 80% for training and 20% for testing. Then, we continue splitting each process in the training and test sets into prefix sequence and suffix sequence such that the minimum prefix length is 4.

## 5.2 Models Implementation

For all experiments, deep learning models are implemented in Tensorflow 1.3.0. Optimizer is Adam [9] with learning rate of 0.001 and other default parameters. The hyper-parameters for our MANN method is detailed in Table 1.

Hyper-parameters	Moodle	Financial Log	Incident Mgmt.	Helpdesk	BPI'12 W	BPI'12 W (*)
# memory slots	64	64	64	5	20	5
Memory slot size	100	64	100	20	20	20
Controller hidden dim	100	100	100	100	100	100

**Table 1.** MANN hyper-parameters. (\*) no duplicate.

For comparison, we implement several process-agnostic baselines, which we detail below.

**Baselines for Collection 1** For the preprocessed-feature datasets (Helpdesk and BPI'12), the baseline is the recent state-of-the-art multi-layer LSTMs model introduced in [21]. We pick the best results reported in [21] for all three tasks (next activity and time-to-event prediction and suffix prediction) and compare them with results obtained using our model.

**Baselines for Collection 2** For the labelled datasets (Moodle, Financial Log and Incident Mgmt.), the baselines are  $k$ -NN, LSTM and GRU. The  $k$ -NN presents a simple but powerful baseline for the case of vector inputs. Thus it is of interest to see it works well for sequence inputs as in the case of process analytics. The LSTM, on the hand, has been the state-of-the-art for this domain, as shown in recent work [4,21]. The GRU is a recent alternative to LSTM, which has been shown to be equally effective in NLP tasks [3].

The  $k$ -NN works by retrieving  $k$  most similar prefixes in the training data. Then suffix and other desirable outcomes are computed from the same outcomes of those retrieved cases. The prediction is either the average of the retrieved outcomes (if continuous), or the most common outcome (if discrete). For similarity measure between sequences, we use Normalized Edit Distance, the Levenshtein. However, these distances have a quadratic time complexity of the sequence length, which can be expensive for long sequences. Hence we build a Trie over the training prefixes for fast retrieval. In our experiments, we choose  $k$  to be 1 and 5.

To support LSTM/GRU and MANN prediction, we append to the end of each complete process a special token <END> signaling its termination. We train the LSTM/GRU in the same manner as training a language model [15], which is identical to next activity prediction. After training, a test prefix will be fed to the LSTM/GRU as prior context and the model will continue predicting the next event step-by-step until the <END> symbol is outputted. In our experiment, we use a hidden vector of size 100 for both LSTM/GRU and MANN methods. The baselines for raw-featured datasets are used only for the suffix prediction task.

### 5.3 Next activity and time-to-event prediction

**Settings** In these tasks, the metrics used are Accuracy for the next activity prediction and Mean Absolute Error (MAE) for time-to-event estimation. We evaluate on the two preprocessed-feature datasets: Helpdesk and BPI’12 in the same manner as [21], that is in training, we train our MANN with two loss functions (Accuracy and MAE) jointly and in testing, our MANN predicts the next activity and its time-to-event at the same time.

**Results** The results are reported in Table 1. As clearly shown, the proposed MANN outperforms the best model reported in [21] in both datasets and metrics given that our model has fewer number of trainable parameters. Since the authors in [21] only public the code for the two-layer LSTMs (one is shared-weight), we can only calculate the parameter size for this configuration, which is about 208K trainable parameters. It should be noted that the best model configurations consisting of 3 or 4 layers may have even more than that number of parameters. Our MANN, by contrast, is much simpler with two one-layer controllers and an external memory hence has fewer parameters (less than 125K). This suggests the ability of the external memory to compress and capture essential information in order to perform better.

Model	(Helpdesk)		(BPI’12)		#Params (*)
	MAE	Accuracy	MAE	Accuracy	
Tax <i>et al.</i> [21]	3.75	0.712	1.56	0.760	208k
MANN	<b>3.66</b>	<b>0.714</b>	<b>1.50</b>	<b>0.777</b>	125k

**Table 2.** Next activity and time task. MAE: Mean Absolute Error (lower is better). For Accuracy, higher is better. (\*) 2 layers (1 shared)

### 5.4 Suffix prediction

**Settings** In this task, we perform two experiments: one with Collection 1 datasets (pre-processed) and one with Collection 2 datasets (raw data).

For the preprocessed-feature datasets (Helpdesk, BPI'12 no duplicate), to make it comparable with [21], we use the Damerau-Levenshtein Similarity, which is approximately equal to  $1 - \text{normalized edit distance}$ . To be fair, we also use the prediction algorithm proposed in their paper to perform suffix prediction for these datasets.

For evaluation on the raw-feature datasets (Moodle, Financial Log, Incident Mgmt.), we use the edit distance (Levenshtein distance) as it is a good indication of sequence similarity where deletion, insertion or substitution are available as in the case of business processes. To account for variable sequence lengths, we normalize this distance over the length of the longer sequence (between 2 sequences). Then, the final metric is calculated as the normalized edit similarity that equals  $1 - \text{normalized edit distance}$ . Consequently, the predicted sequence is good if its normalized edit similarity to the target sequence is high.

**Results** Table 3 reports the results for the raw-feature sets. The  $k$ -NN works surprisingly well. However, it faces some difficulties in this problem of sequence-to-sequence prediction. First, the prefixes can be slightly different but the suffices can differ drastically, e.g., due to a single decisive event. Second, the  $k$ -NN does not capture the continuation of a process, and thus suffices from similar instances do not guarantee to be the right continuation. And third, for  $k > 1$ , there is no easy way to combine multiple suffix sequences, which shows in the worse result than the case  $k = 1$ . The LSTM works better than other baselines, and this confirms the previous findings in [4,21]. The MANN improves slightly over the LSTM

Table 4 reports the results for the pre-processed sets. Again, the MANN perform better than the highly-tuned architecture in [21].

Model	Moodle	Financial Log	Incident Mgmt.
5-NN	0.817	0.588	0.418
1-NN	0.840	0.631	0.432
GRU	0.875	0.559	0.454
LSTM	0.887	0.683	0.497
MANN	<b>0.888</b>	<b>0.691</b>	<b>0.502</b>

**Table 3.** Suffix Prediction Task: The average normalized edit similarity between the target suffixes and the suffixes predicted by different models (higher is better).

Model	Helpdesk	BPI'12 W (*)
Tax <i>et al.</i> [21]	0.767	0.394
MANN	<b>0.772</b>	<b>0.417</b>

**Table 4.** Suffix Prediction Task: Damerau-Levenshtein Similarity (higher is better). (\*) no duplicate.

## 6 Discussion and Conclusion

This paper explored the application of latest advances in deep learning for solving a number of predictive process analytics related problems. We focused on exploring a specific type of neural network known as the memory-augmented neural network (MANN). In a typical setting, a MANN is a recurrent neural network (e.g., LSTM [8]) augmented with an external memory matrix. MANNs comes in a variety of flavors. We adapted the latest model architecture to date, namely the Differential Neural Computer [7]. We introduced two modifications to account for a variety of tasks in predictive process analytics: (i) separating the encoding phase and decoding phase, resulting dual controllers, one for each phase; (ii) implementing a write-protected policy for the memory during the decoding phase. We performed evaluating using two unlabelled dataset for three predictive tasks: *next-activity*, *time-to-event* and *suffix prediction* and three labelled datasets to enable effective suffix recommendations.

Based on the evaluation we can conclude that when Compared to latest deep learning architectures in the field, MANN has demonstrated a competitive performance with less parameters. More Importantly, we have shown that consistent improvement across all the datasets was achieved using MANNs. MANNs are relatively new, and we expect that even better performance could be achieved with greater effort in devising encodings for process analytics problems. As well, we have been able to position a range of process analytics problems to leverage future developments/improvements in MANNs. Our approach based on employing labelled datasets should hopefully lead the community to a ask a broader range of prescriptive process analytics questions that could be solved using similar machinery as discussed in this paper.

Future work includes studying the behaviour of MANNs on highly complex processes that involve multiple intermediate steps and results, and devising ways to visualise how distant events are remembered and linked together.

## References

1. Dominic Breuker, Martin Matzner, Patrick Delfmann, and Jörg Becker. Comprehensive predictive models for business processes. *MIS Quarterly*, 40(4), 2016.
2. Michelangelo Ceci, Pasqua Fabiana Lanotte, Fabio Fumarola, Dario Pietro Cavallo, and Donato Malerba. Completion time and next activity prediction of processes using sequential pattern mining. In *International Conference on Discovery Science*, pages 49–61. Springer, 2014.
3. K. Cho, B. van Merriënboer, C. Gulcehre, D. Bahdanau, F. Bougares, H. Schwenk, and Y. Bengio. Learning phrase representations using rnn encoder–decoder for statistical machine translation. In *Proceedings of the 2014 Conference on Empirical Methods in Natural Language Processing (EMNLP)*, pages 1724–1734, Doha, Qatar, October 2014. Association for Computational Linguistics.
4. Joerg Evermann, Jana-Rebecca Rehse, and Peter Fettke. A deep learning approach for predicting process behaviour at runtime. In *International Conference on Business Process Management*, pages 327–338. Springer, 2016.

5. Joerg Evermann, Jana-Rebecca Rehse, and Peter Fettke. Predicting process behaviour using deep learning. *Decision Support Systems*, 2017.
6. Alex Graves, Greg Wayne, and Ivo Danihelka. Neural Turing machines. *arXiv preprint arXiv:1410.5401*, 2014.
7. Alex Graves, Greg Wayne, Malcolm Reynolds, Tim Harley, Ivo Danihelka, Agnieszka Grabska-Barwińska, Sergio Gómez Colmenarejo, Edward Grefenstette, Tiago Ramalho, John Agapiou, et al. Hybrid computing using a neural network with dynamic external memory. *Nature*, 538(7626):471–476, 2016.
8. Sepp Hochreiter and Jürgen Schmidhuber. Long short-term memory. *Neural computation*, 9(8):1735–1780, 1997.
9. Diederik Kingma and Jimmy Ba. Adam: A method for stochastic optimization. *arXiv preprint arXiv:1412.6980*, 2014.
10. Ankit Kumar, Ozan Irsoy, Jonathan Su, James Bradbury, Robert English, Brian Pierce, Peter Ondruska, Ishaan Gulrajani, and Richard Socher. Ask me anything: Dynamic memory networks for natural language processing. *ICML*, 2016.
11. Geetika T Lakshmanan, Davood Shamsi, Yurdaer N Doganata, Merve Unuvar, and Rania Khalaf. A markov prediction model for data-driven semi-structured business processes. *Knowledge and Information Systems*, 42(1):97–126, 2015.
12. Hung Le, Truyen Tran, and Svetha Venkatesh. Dual control memory augmented neural networks for treatment recommendations. In *Submission*, 0(0):0–0, 2018.
13. Mai Le, Bogdan Gabrys, and Detlef Nauck. A hybrid model for business process event prediction. In *SGAI Conf.*, pages 179–192. Springer, 2012.
14. Yann LeCun, Yoshua Bengio, and Geoffrey Hinton. Deep learning. *Nature*, 521(7553):436–444, 2015.
15. Tomáš Mikolov. *Statistical Language Models Based on Neural Networks*. PhD thesis, Brno University of Technology, 2012.
16. Nicolò Navarin, Beatrice Vincenzi, Mirko Polato, and Alessandro Sperduti. Lstm networks for data-aware remaining time prediction of business process instances. *arXiv preprint arXiv:1711.03822*, 2017.
17. Metta Santiputri, Aditya K Ghose, and Hoa Khanh Dam. Mining task post-conditions: Automating the acquisition of process semantics. *Data & Knowledge Engineering*, 109:112–125, 2017.
18. Jürgen Schmidhuber. Deep learning in neural networks: An overview. *Neural Networks*, 61:85–117, 2015.
19. Renuka Sindhgatta, Aditya Ghose, and Hoa Khanh Dam. Context-aware analysis of past process executions to aid resource allocation decisions. In *International Conference on Advanced Information Systems Engineering*, pages 575–589. Springer, 2016.
20. Sainbayar Sukhbaatar, Jason Weston, Rob Fergus, et al. End-to-end memory networks. In *Advances in neural information processing systems*, pages 2440–2448, 2015.
21. Niek Tax, Ilya Verenich, Marcello La Rosa, and Marlon Dumas. Predictive business process monitoring with lstm neural networks. In *International Conference on Advanced Information Systems Engineering*, pages 477–492. Springer, 2017.
22. Wil Van Der Aalst, Arya Adriansyah, Ana Karla Alves De Medeiros, Franco Arcieri, Thomas Baier, Tobias Blickle, Jagadeesh Chandra Bose, Peter Van Den Brand, Ronald Brandtjen, Joos Buijs, et al. Process mining manifesto. In *International Conference on Business Process Management*, pages 169–194. Springer, 2011.