

Debloating Software through Piece-Wise Compilation and Loading

Anh Quach
Binghamton University

Aravind Prakash
Binghamton University

Lok Kwong Yan
Air Force Research Laboratory

Abstract

Programs are bloated. Our study shows that only 5% of libc is used on average across Ubuntu Desktop environment (>2200 programs); the heaviest user, vlc media player, only used 18%. This is striking because bloating presents a vulnerable attack surface for software exploitation and imposes undue burden on defenses (e.g., CFI defenses).

In this paper: (1) We present a debloating framework built on a compiler toolchain that can successfully debloat software (shared/static libraries and executables). Our solution can successfully compile and load most libraries on Ubuntu Desktop 16.04. (2) We demonstrate an elimination of over 84% code from coreutils and 85% code from SPEC CPU 2006 benchmark programs without affecting functionality. We show that even complex COTS programs (e.g., Firefox, Curl) can be debloated *without a need to recompile*. (3) We demonstrate the security impact of our system by eliminating over 70% of reusable code gadgets from coreutils suite, and show that unused code that contain *real-world vulnerabilities* can be successfully eliminated without adverse effects on the program. (4) Our solution imposes a low load time overhead.

1 Introduction

Reusing code is a common and indispensable practice in software development. Commonly, a “one-size-fits-all” methodology is followed where features are packaged into reusable code modules (e.g., libraries) that are designed to service multiple diverse set of clients (or applications). While this model aids in the development process, it presents a detrimental impact on security and performance. A majority of clients may not use all of the functionalities. For example, Boost libraries are intended to be widely useful, and usable across a broad spectrum of applications although not all features in Boost are used

by all applications. Yet, these clients must bear the burden of carrying all the features in the code base with no way to disable or remove those features.

Code in these extraneous features may contain its own bugs and vulnerabilities and therefore broadens the overall attack surface. Additionally, these features add unnecessary burden on modern defenses (e.g., CFI) that do not distinguish between used and unused features in software. Accumulation of unnecessary code in a binary—either by design (e.g., shared libraries) or due to software development inefficiencies amounts to code bloating. As a typical example, shared libraries are designed to contain the union of all functionality required by its users.

Static dead-code-elimination—a static analysis technique used to identify unused code paths and remove them from the final binary—employed during compilation is an effective means to reduce bloat. In fact, under higher levels of optimization, modern compilers (clang, gcc) aggressively optimize code to minimize footprint. However, a major limitation to static dead-code elimination is that dead code in dynamically linked libraries cannot be removed, because shared libraries are pre-built and are not analyzed by the loader. Inter-module dependency information is not available either. Yet, a large fraction of overall bloat occurs in shared libraries. Alternatively, programs can be statically linked (to apply dead-code-elimination), but there are two main hurdles: patches to libraries require recompilation of all programs, which is not feasible, and licenses such as (L)GPL can complicate redistribution. Effective means to debloat programs while maintaining dynamic linking is key to a solution being practical and backward compatible.

To exemplify the security impact of bloating, consider Libc—a swiss-army knife in the arsenal of an attacker [31]—since it is automatically included by gcc. Suppose we are to implement a minimal program that simply exits and does nothing else, in assembly, this program will only contain 3 instructions (`mov $1, %eax;`

mov \$0, %ebx; int \$0x80). However, a gcc compiled program will require the entirety of libc (>165k instructions) – despite the fact that only the entry point handler is needed. If we were able to detect this case and remove the rest of the libc code, then CFI and other solutions would be more effective since there are much fewer control flows to analyze. Reusable gadgets originating from unused code are automatically removed due to debloating and attack characteristics for detection can be refined and confined to the smaller code base and behavior space. All of this hinges on the ability to remove unused code.

In this paper, we introduce a generic late-stage debloating framework. As a primary contribution, our solution combines static (i.e., compile time) and dynamic (i.e., load time) approaches to systematically detect and automatically eliminate unused code from the entire program memory. We do this by removing unused and therefore unnecessary code (by up to 90% in some test cases). This can be thought of as a runtime extension to *dead code elimination*. As a direct impact, our solution significantly increases the effectiveness of current software defense by drastically reducing the amount of code they must analyze and protect.

We identify and remove unused code by introducing a *piece-wise compiler* that not only compiles code modules (executables, shared and static objects), but also generates a dependency graph that retains all compiler knowledge on *which* function depends on *what other* function(s). Here, and in the rest of this paper, we use the generalized term “code module” to signify a shared library, static library or an executable. The dependency information is written to an optional ELF section. Traditional loaders will simply ignore the section, but our *piece-wise loader*¹ will read the dependency information and will only dynamically load functions that are needed by a program.

This paper focuses on the insights and methodology behind our *piece-wise compiling and loading* technique. We make the following contributions.

1. We perform a study on how glibc was used in a set of over 2248 diverse programs across different domains (e.g., http server, database, MPEG viewers, document editors) in the Ubuntu Linux 16.04 Desktop environment. We report that in the average case 95% of code, which constitutes 94% of exported functions in libc is never used. To the best of our knowledge, we are the first to conduct such a study.
2. We implement an LLVM based piece-wise compiler that retains dependency information and generates

backwards compatible ELF files. Our compiler implements 3 different independent approaches to capture indirect code pointers, and handles inlined assembly. We also introduce a backwards compatible piece-wise loader that eliminates bloat.

3. Applying our toolchain to GNU coreutils, we reduced bloating of libc by over 85% while passing all the tests accompanied by the coreutils suite. Our solution introduces a low load-time overhead.
4. The debloated libc also resulted in an average reduction of 70% in ROP gadgets in coreutils. Through debloating we were able to successfully eliminate vulnerabilities from zlib and curl programs.
5. We demonstrate that several *real-world* vulnerabilities in unused code can be successfully eliminated using our piece-wise compiler and loader.

The rest of the paper is organized as follows: Section 2 provides the necessary technical background, and introduces bloating and the primary causes of bloating. Section 4 provides an overview of our solution, and Sections 5 and 6 present the details of piece-wise compiler and loader. We evaluate our solution in Section 7. Finally, we present the related work and conclude in Section 9 and 10 respectively.

2 Background

2.1 Code Bloating

Code bloating occurs when a program contains excess unused code in its address space. To get a sense of how pervasive and serious bloating is, we ran a simple experiment encompassing all the userspace programs in Ubuntu 16.04 LTS Desktop Edition and for each program, we 1) identified all libraries the program depends on using ldd; 2) identified all functions imported by the program and which library the symbol can be found in; and 3) for each dependent library, identified the exported functions that were never imported by the program. In essence, we recursively traversed through all dependent code modules of a program and gathered all the function-level dependencies.

A short summary can be seen in Table 1. On average, only 10.22% of functions in the top 15 most used shared libraries are used by programs. In the case of most utilized (i.e., least bloated) library libstdc++, only 37.77% of the library is used, and on the other extreme, as low as 4% of code in libgcc is used. Further, Table 2 contains a list of programs that best utilize libc, i.e., contained the largest footprint within libc. Even vlcplayer—the least

¹Here, and in rest of the paper, we use the term “loader” to signify both loader and dynamic linker.

Table 1: Most frequently used shared libraries in the study and their function-level code utility.

Lib	# programs that use the lib	Avg. % of functions used
libc	1932	24.64
libm	284	7.06
libstdc++	266	37.77
libpthread	237	11.10
libnetpbm	201	4.74
libresolv	186	9.60
libglib	178	4.25
libtinfo	170	12.42
libgio	135	5.74
libdl	125	4.18
libz	116	6.07
libgcc	113	4.0
libX11	89	6.04
libXau	86	7.13
libselinux	72	8.57
Mean (top 15):		10.22

bloated program in the study only used 18% of code in its memory.

As we will see in Section 4, reduction of bloat introduces several challenges, however these initial results reflect severity of the problem, and the vast space for debloating and reduction attack surface.

Static linking is not a solution: Ideally all executables are statically built with only the code that is necessary for execution. This avoids all unnecessary code and eliminates bloat. However, this ideal security situation is not ideal for practical use. For example, statically built binaries have to be rebuilt with each and every software update. As a further example, statically built binaries will not be able to share memory across processes. Moreover, static linkage of an opensource library like glibc may result in accidental violation of the (L)GPL, should a program which is statically linked be given to a third party.

2.2 Software Defenses

As with other techniques, state-of-the-art defenses against software attacks can be separated into the *prevention* and *detection* categories. Control-flow-integrity [5] (CFI) is an exemplar of prevention. In principle, it offers absolute defense against both code-injection and code-reuse attacks because CFI will only allow control flows that are defined in the source. However, practical implementations of CFI are forced to strike a trade-off between performance and precision [46]. While high performance overhead demotivates practical deployment, lack of precision increases attack surfaces [10]. Furthermore, shared libraries, late bindings, and lack of architectural

Table 2: Code footprint in libc corresponding to a subset of programs in the study. The mean reflects the geometric mean of all programs in the study.

Program	# Functions	# Insns	% Fn Footprint	% Insns Footprint
vlc	606	33371	21%	18%
rhythmbox	579	28517	20%	16%
unopkg.bin	520	27576	19%	16%
gst-xmlinspect-0.10	542	30184	19%	17%
kubuntu-debug-installer	531	29258	19%	16%
soffice.bin	543	29723	19%	17%
checkbox-gui	525	28044	19%	15%
VBoxTestOGL	500	26219	18%	15%
ktrash	492	25621	18%	14%
kchmviewer	504	27530	18%	15%
kdebugdialog	503	27468	18%	15%
kwalletd	506	27557	18%	15%
nepomukmigrator	503	27468	18%	15%
kdesu	519	27822	18%	15%
signon-ui	498	27074	18%	15%
spotydl	510	26406	18%	14%
webapp-container	513	26516	18%	15%
knetattach	510	27598	18%	15%
nepomukbackup	512	27637	18%	15%
notepadqq-bin	504	27280	18%	15%
...
Mean	176	9904	6%	5%

support introduce additional challenges.

A complementary approach to CFI is gadget removal [28]. By eliminating gadgets in code, one can reduce the potential impact of CFI violations. Reducing gadgets reduces the viability of arbitrary-code-execution attacks. However, the sheer number of gadgets to eliminate, in combination with lack of control over dynamically generated code [28], introduces additional challenges.

Since perfect prevention techniques have thus far been impractical, detection can be used to supplement prevention. Detection techniques have employed known characteristics of attacks (e.g., size of gadgets and length of gadget chains) and performed timely checks to infer malice [11, 27]. As a common problem the total amount of code in the memory directly impacts the precision and performance of these tools. Our work increases the effectiveness of these defensive methods by bringing about a significant reduction to the amount of code to be analyzed.

3 Root Causes of Bloating

In this section, we present four main causes of bloating that we discovered through our study.

3.1 Multiple Disjoint Functionalities

By design, code modules may pack multiple functionalities that may be disjoint. Particularly, shared

libraries that are designed to be used by multiple applications are packed with multiple functionalities that target a diverse set of clients. For example, `libc` provides subroutines for memory management (e.g., `malloc`, `calloc`, `free`), file I/O (e.g., `fopen`, `fclose`, `printf`, `scanf`), string manipulation (e.g., `strcpy`, `toupper`, `tolower`), etc. While one may argue that these are standard C library functions required by most programs, `libc` implementations often contain more than the base requirement. For example, `glibc` also contains support for DES Encryption (as pertaining to `passwd` files), remote procedural calls, etc². In fact, as presented in Table 10 located in Appendix section, we found as many as 30 different disjoint features packaged within `libc`.

The problem is less about what code should or not be included in the code module, but more about the inability to perform late-stage removal (e.g., during loading) of unused functionality. In our study, programs typically utilize a small fraction of functionalities provided by functionality-rich libraries such as `libc`. Irrespective of the required functionality, the entire library is loaded into a dependent program’s memory, and all the code in the library is available to a program at runtime.

3.2 Backwards Compatibility

Code evolves over time. New functions are added, old ones removed, and others deprecated. However, to maintain backwards compatibility many different versions of a single function may exist either within a single code module or across different modules. Modern toolchains use a technique called *weak aliasing* to signify to the loader that this particular function should be used only when a better implementation (strong alias) does not exist. If available, the dynamic linker will bind the symbol names to the strong definitions, rendering the weak definitions redundant; the unused weak implementation remains in memory and contributes to bloating.

For example, `Glibc 2.19` hosts 610 (29%) functions that are marked as weak symbols. Notable weak functions include memory management related functions such as `calloc` and string related functions such as `vsprintf`, `strdup` and others. If a program implements its own `calloc` function, the program’s implementation overrides the default weak implementation in `libc`. In our study, we found that complex software like `firefox` and `MongoDB` provide custom implementations for memory management functions. This situation manifests in all cases where a functionality in one code module is overridden by another module.

²See https://www.gnu.org/software/libc/manual/html_mono/libc.html

3.3 Static Function Clones

The `static` keyword is important for specifying scope. Typically, it is used to limit the scope of a function or variable within the file in which it was defined. Due to the nature of how `#include` works, whenever a static function is defined within a header file, the compiler generates a copy of the function for each include. This can be problematic because it creates multiple copies of functions that may or may not be used. Furthermore, since static functions are local to a file, they do not trigger compile-time name conflicts.

3.4 Retention of Unused Functions

Modern compilers retain entire unused functions into the binary *even under highest optimization setting*. Static analysis during compilation can efficiently remove dead code at a basic block level, however, entire unused functions are not eliminated.

```
int f() { return 1; }
int main() { return 0; }
```

By design, both `gcc` and `clang` retain the function `f` in the above code even under optimization level `-O3`. Removal of unused functions require additional non-standard often-unused compiler (`-fdata-sections -ffunction-sections -Os`) and linker (`-Wl,--gc-sections`) optimization flags.

4 Overview

The techniques presented in this paper are common to all code modules (i.e., shared and statically linked libraries, and executables). Yet, the impact of piece-wise compilation and loading is best realized in shared libraries. This is because while existing compile- and link-time optimizations can eliminate unused code within a compilation unit, bloat arising due to dynamically loaded modules persists due to the vast amounts of disjoint functionalities in shared libraries.

Dynamically linked libraries are designed for code reuse (e.g., one copy of a library is resident in memory for multiple processes). Fine-grained function-level fragmentation of libraries may be appealing as a solution. Wherein, each function and its dependencies will be encapsulated within its own shared library. This way, if a program uses only `printf` (say), then the `printf` library that only contains `printf` and its dependencies will be loaded. However, like in the static case, this design is not ideal for usability since each focused shared library is likely to be much smaller than the usual 4k page size granularity. This will result in heavy internal

fragmentation, and much of the memory will remain unused. Moreover, with such a design, complex software is likely to require hundreds if not thousands of shared libraries. Consequently, load-time and runtime relocations are likely to be high. Also, such a solution is not backward compatible and the programs linked to use shared libraries will now have to be recompiled to use multiple smaller libraries.

Our approach strikes a balance between usability and security while maintaining backwards compatibility. It has the following high-level goals:

- **Dead-code Elimination:** Our first goal is to support load-time dead-code elimination. That is, we aim to bring dead-code elimination benefits of static linking to dynamic linking.
- **Backwards Compatibility:** An effective solution must achieve partial debloating wherein certain modules can be debloated while other modules (e.g., legacy binaries) can be retained without any changes. Specifically, we wish to allow existing binaries to reap the benefits of load-time dead-code elimination by debloating the dependent shared libraries, yet *without the explicit need to recompile the entire program*.
- **Correctness:** It is essential that the solution be conservative and retain *all* fragments of code within each code module that the program may need during runtime. Missing legitimate code dependencies will cause unacceptable runtime program failures. We wish to prevent such failures.

4.1 Key Challenges

Debloating all code modules is based on the same principle: code that is not used should not be available as it poses as a potential security hazard (excessive gadgets, vulnerabilities, weird machines). However, debloating executable and shared libraries requires different techniques. For executables, firstly, the assumption is that programs usually shipped heavily optimized by compilers with techniques such as static dead code elimination. On top of that, all code in a program is expected to be used on all user inputs. Ergo, effectively debloating executables requires context-sensitive runtime solution and can only be achieved dynamically.

Debloating shared libraries, on the other hand, can be determined regardless of user inputs, albeit a challenging problem. Ideally, the code available for a program during runtime is *no more than* what is required by the program across all possible inputs to the program. However, in practice, identifying the exact program requirement or dependencies is hard because:

1. **Interdependencies:** Programs can depend on one or more shared libraries and each shared library can depend on other shared libraries. In essence, the library level dependencies can be viewed as a directed graph with cycles. The actual code path or function level dependencies is similar to context-sensitive inter-procedural analysis—a known hard problem in program analysis.
2. **Dynamic Loading / Late Binding:** The binding between a function symbol and the actual library that provides the functionality is not known until runtime. Furthermore, function binding depends on load order and potential use of *weak* symbols.
3. **Code-pointer dependencies within libraries:** Typically calls between shared libraries, or a shared library and the main executable are routed through the PLT. However, dependencies between functions within libraries may not be apparent if code pointers are used to invoke functions, especially if such invocations happen within hand-written assembly code. Similar to CFI, a practical solution must correctly detect and include *all* dependencies arising from code pointer accesses within shared libraries.

4.2 High Level Approach

Our approach maintains the benefits of dynamically linked libraries (e.g., code-reuse) with the benefits of statically built programs (e.g., dead-code elimination). We bridge the fundamental gap between early (compilation) and late (loading) stages of a program. Because static analysis (compile time) techniques are hampered by the lack of runtime information and runtime techniques are hampered by the lack of static information (i.e., compiler knowledge obtained from the source are not retained in the code module), we leverage and persist compile-time information to inform load time decisions.

In our approach, we analyze and embed functionality-specific metadata into code modules during compilation. Specifically, the metadata contains functions and all the dependencies that are required to be loaded together with it in order to provide correct program execution. At runtime, when a program or library requests a new symbol to be loaded, we use the metadata to only load the dependent functionality. Unused code (code that does not have a runtime dependency) are never available to the program.

To retain backwards compatibility, we embed the metadata into an optional section in the ELF file format. Optional sections are ignored by an unmodified loader, meaning our ELF files are backwards compatible with older loaders. As one would expect, our loader is able to

make use of this extra information to achieve late-stage code removal during loading.

This way, any COTS software can take advantage of our piece-wise technique by simply replacing the shared libraries in a system with piece-wise compiled shared libraries and replacing the loader with our piece-wise loader.

5 Piece-wise Compilation

Our main goal is to maintain as much compile time information as needed in order to identify true dependencies during load time. Following two sections focus on how this is realized in the form of a Piece-wise Compiler and a Piece-wise Loader (Section 6). We call these two components Piece-wise, because they support the ability to separate a shared library (any code modules in general) into smaller pieces.

For a given code module, the piece-wise compiler has two main tasks: (1) generate a function-level dependency graph with 0 false negatives—i.e., we do not want to miss any legitimate dependency, and (2) write this dependency graph to the binary.

5.1 Dependency Graph Generation

In traditional dead-code elimination, analysis is performed at the basic block level. Thus, a dependency graph is effectively an annotated inter-procedural control flow graph. This fine granularity is not necessary for our application since symbols are exported at a function granularity. Our dependency graph is therefore an annotated call-graph.

We use a two-step process to generate the dependency graph. First, we combine all object files and generate a single complete call graph for the entire module. Then, we traverse the call graph to generate the dependencies for each exported function. Here, we leverage the inter-modular code analysis and optimization logic present in LLVM to derive function-level dependencies both within a compilation unit and across a module. Of particular importance is handling special cases that can affect the accuracy of the call-graph. Below, we detail the treatment of cases that is essential to ensure complete dependency recovery.

Two factors can have a significant effect on the accuracy of a call graph: (1) code pointers and jump tables, (2) hand-written assembly (this includes pure-assembly functions and inlined assembly). Below, we provide details about each case as well as how we handle them.

5.2 Handling Code Pointers/Indirect Branching

Piece-wise compiler uses the call-graph analysis pass of LLVM to extract dependencies arising due to the direct calls between functions. However, indirect code-pointer references require special handling. Like some CFI approaches, we take a conservative approach and include a set of all functions that could potentially be used as indirect branch targets. While one can assume that a function pointer can point to any valid function, this may not be necessary. To see why, we separate the problem into two cases - function pointer targets associated with symbols and pointers that do not target symbols.

Function pointers that target symbols can be directly identified as long as the target is internal to the module being compiled. That is the module contains code that loads the target function address into the function pointer as a constant. In other words, while the pointer itself is not initialized until runtime, the target can be determined statically. Pointers that target external function (still associated with symbols) can be reconciled at load time when all of the external modules are loaded along with the symbol information. Our piece-wise compiler is designed to retain such information as well.

Indirect code references can be classified into three categories. We handle all 3 categories:

- C1** *Referencing a function pointer:* In this category, a function address is assigned—either directly or through a function argument—to a variable by one instruction and is used at later execution point by another instruction (e.g., `addr = &foo; addr();`).
- C2** *Referencing a table of code pointers:* Here, a table or an array of a function pointers is addressed as a base+offset (e.g., `void (*foo)[LEN]() = &table; foo[4]();`). Jump tables, arrays of function pointers and vttables in C++ are all examples of this category.
- C3** *Referencing a composite structure:* A more complex case arises when code pointers are contained within structures. Consider the example in Figure 1. Variable `f` is a global IO structure that contains a pointer to the `write` function. This variable is initialized as a global, but used in the `close` function. References through composite structures are not uncommon, yet hard to detect.

Additionally, function pointers are used to implement call-back functions, and are passed as arguments during callback registrations (e.g., arguments to `signal`, `qsort`). Callbacks are also used to register initialization and termination functions of a process (e.g. `atexit`).

Pointers passed through function arguments reduce to **C1** in inter-procedural analysis. Function pointers are also used to implement subtype polymorphism of records. For example, in C library, a ‘FILE’ struct with a set of function pointers is created for every IO operations.

In order to obtain a complete set of code pointer references within a module, we perform code-pointer analysis (function pointer analysis + jump table recovery) to recover all potential code references either to functions or to code snippets (e.g., targets in switch statement). We introduce two new independent approaches to handle indirect control-flow transfers: (1) full-module code pointer scanning and (2) localized code pointer scanning. Additionally, (3) we leverage well-studied points-to analysis techniques to further improve the precision of dependency graph.

Comparison between these 3 approaches can be found in Section 7. Although each of the 3 approaches is individually capable of identifying all the required dependencies, we introduced 3 approaches to compare performance and precision. The first two scanning approaches are based on the observation that all functions serving as indirect targets must have their addresses taken at some point during execution. A function has its address taken when its address is referenced as a constant anywhere within a module.

Full-Module Code Pointer Scan In this approach, besides generating direct dependencies for a function, our compiler statically generates a global set of functions as a required dependency for an entire module. Each instruction in the LLVM-IR is scanned for code pointer references, and when a reference is found, the referred code is recorded as a required global dependency. The global dependency includes all functions that have their addresses referenced inside the module. These dependencies are annotated as “required” in the optional section of the ELF binary, and therefore will be retained in memory at runtime. While this approach may not result in optimal code reduction, it is fast and guarantees to include all possible targets of indirect branches.

Localized Code Pointer Scan Similar to full-module scan, localized scan aims to include all possible indirect branch targets in the working module. However, we observe that, among all code addresses that the compiler detects, only a selective few are actually referenced at runtime; we can safely unload the rest of code pointers to boost debloating result, without loss of correctness. For example, suppose in the code snippet below, `comp` is referenced *only* by function `foo`. Then, `comp` is marked as a dependency for `foo`, and is retained if `foo` is required. Similarly, if multiple functions depend on `comp`, it is added to the dependency graph of each function.

```
struct _IO_FILE {
...
    size_t (*write) (FILE *,
                    unsigned char *, size_t);
};
static struct _IO_FILE f = {
...
    .write = __stdout_write ,
};
FILE *const stdout = &f;

static void close_file(FILE *f)
{
...
    if (f->wpos > f->wbase)
        f->write(f, 0, 0);
...
}
```

Figure 1: File IO in musl-libc

This is unlike full-module scan where `comp` is marked as required for the entire module. In general, when compared to full-module scan, this approach is more precise, but at the cost of analysis performance.

```
...
int comp(int a, int b) {...}
int foo() { ... /* foo is a global symbol */
    sort(arr, len, &comp); }
...
```

First, *use-def* chains are constructed for all the IR instructions. Here, unlike traditional use-def analysis, we are only interested in the referring values that directly take a function’s address. To accurately recover all instructions that reference function address, our compiler recursively traverse the use-def chains until it encounters a referring-instruction that refers a function. At that point, a dependency is recorded between the function that contains the referring instruction and the referred function.

Pointer Analysis We leverage points-to information produced by pointer analysis to resolve indirect code pointer dependencies within a library. Broadly, our approach is based on the inclusion-based algorithm first introduced by Andersen [6], where a points-to set is maintained for each pointer variable. When an assignment `a = b` is encountered, locations pointed to by `b` are assumed to be a subset of locations pointed to by `a`. More specifically, our implementation is based on the algorithm recently proposed by Sui et al [33]. Each LLVM-IR statement with a pointer reference is analyzed to extract rules that define how to generate points-to infor-

mation. These form the constraints. We extract four types of constraints (first proposed by Hardekopf and Lin [15], reproduced in Appendix A) based on semantics of the pointer reference. These constraints are then fed into a constraint solver to extract concrete pointer values/value sets at different code-pointer reference points within functions. These pointers form dependencies for the functions. We refer readers to SVF [33] for additional details.

Object-Sensitive Analysis for C++ Code Due to virtual function dispatch in C++, indirect code pointers that are referenced through a VTable require special handling. Three separate solutions are considered. First, a naive solution would be to include (and persist in memory) all functions in all VTables. While such an approach will include all required dependencies, it fails to provide optimal bloat reduction.

Algorithm 1 Gathering virtual function dependencies in C++ code. Function *GetFunctionDeps* recursively traverses call-graph to provide a complete list of dependencies for a given function.

```

1: procedure GETDEPENDENCIES(Function)
2:   Deps  $\leftarrow \emptyset$ 
3:   for each DepFunc  $\in$  GetFunctionDeps(Function) do
4:     Deps  $\leftarrow$  Deps  $\cup$  GetDependencies(DepFunc)
5:   end for
6:   for each Object  $\in$  Function do ▷ Function
     instantiates Object
7:     VTable  $\leftarrow$  GetVTable(TypeOf(Object))
8:     for each VFunc  $\in$  VTable do
9:       Deps  $\leftarrow$  Deps  $\cup$  VFunc
10:    end for
11:  end for
12:  return Deps
13: end procedure

```

For the second approach, we introduce object-sensitive analysis to identify precise virtual function dependencies presented in Algorithm 1. For each function within the dependency graph, we examine the code to identify all the types of C++ objects that are instantiated within the function and gather the corresponding VTables. Next, for each type of object, we include all the virtual functions in VTable for the corresponding class as a dependency for the function that instantiates the object. This way, if an object is never instantiated, its VTable functions are debloated. Finally, we incorporate in our solution pointer analysis to handle C++ virtual dispatch.

5.3 Handling Assembly Code

Certain low-level routines are implemented in assembly code for performance or architecture specific reasons.

For example, architecture-specific versions of functions such as *memcpy*, *fork*, *crti*, *setjmp*, *longjmp*, *syscall*, and several other math functions in *libc* contain assembly language implementations. Since compilers do not perform optimization on assembly code, dependencies in assembly code as well as dependencies on assembly code must be accounted for separately. Otherwise, the resulting dependencies may be incomplete.

Dependencies in assembly code: We perform a single pass through the assembly code to identify all function calls and update the callgraph accordingly. From our experiments, we find that this simple approach is sufficient to capture all the higher-level (e.g., C/C++) function dependencies for code originating from assembly.

Dependencies on assembly code: Identifying assembly code dependencies for high-level functions is more difficult since function boundaries in optimized code is sometimes blurred due to code reuse. For example, some functions jump directly into the middle of the assembly code for *memcpy* instead of calling *memcpy* directly. We take a conservative approach and retain all assembly code as necessary. As such, assembly code is never removed from the memory. Handwritten assembly is uncommon and therefore including them does not significantly impact bloat.

5.4 Writing Dependency Graph to Binary

Once the dependency graph is generated, it is embedded into a dedicated section called *.dep*. Figure 2 presents a typical dependency graph that is embedded into the *.dep* section. Our compiler inserts two types of information to assist the dynamic linker in identifying dead code: (1) dependency relationships between functions (i.e. the dependency graph) that comprises of functions and a list of dependencies, and (2) function-specific data that includes location and size in bytes for all the functions in the dependency graph. Since a function’s address is unknown at link time, we instead mark all location fields in *.dep* section as relative relocatable and let the loader patch them with real addresses during program load time.

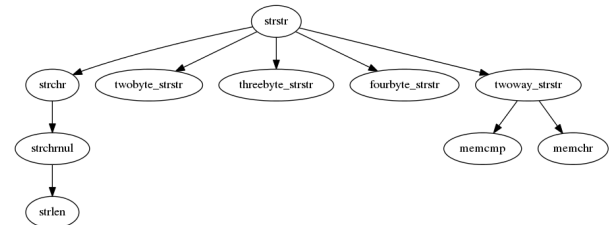


Figure 2: Example dependency graph of function *strstr* in *musl*

6 Piece-Wise Loader

Figure 3 illustrates the workflow of our piece-wise loader. After receiving control from kernel, the loader first maps all dependent libraries onto current process' address space, performs relocation on all modules, and finally eliminates all the dead code from all piece-wise-compiled libraries. Our current implementation readily supports position independent code and can be easily deployed in current Linux ecosystem.

6.1 Pre-Loading Dependencies

In order to generate a complete set of all exported library functions that a program requires, the piece-wise loader must resolve the dependencies within the program executable along with all the other shared objects the executable depends on. Since loaders are designed to load libraries when they are first used, some libraries may not be loaded when the program starts. This results in incomplete symbol information. To address this, our loader pre-loads all shared libraries.

First, the piece-wise loader recursively traverses all shared objects and their dependencies (by looking at `DT_NEEDED` entries of the dynamic section of the ELF file of the program executable) to construct the list of shared objects that the main program needs. Then, it maps their memory segments onto the process image. Effectively, a program and all of its dependent code are loaded into memory *before* transferring control to the user code.

Consequently, in its current form, the piece-wise loader does not support dynamic loading of shared objects using `dlopen`. To support `dlopen`, as well as runtime resolution of function pointers as discussed previously, an intuitive approach is to replace all calls to `dlopen` with a trampoline call to a function that will re-enable a function (i.e., copy the target function's code back into the zeroed out section). If `dlopen` resolves to a library that has yet to be loaded, then that library will be loaded into memory as normal, and any unused functions zeroed out. Although we do not support this feature yet, implementing it requires minimal engineering effort, and is currently being pursued.

6.2 Symbol Resolution & Relocation

Recall that the dependency information in the optional `.dep` section contains the symbol as well as its location in the binary and size. In order to support relocation of the piece-wise compiled libraries, these locations must be updated prior to resolving all dependencies. Handling relocation for `.dep` section is straightforward. Traditionally, at load time, loader will walk through all relocatable

fields in a mapped ELF image and patch them with appropriate addresses. We simply ensured that the same procedure also applies to the optional `.dep` section and updates its relocatable fields.

Recall that loaders prioritize the resolution of strong symbols over weak ones. Therefore, if two libraries offer bindings to the same symbol, the first strong symbol is resolved – this depends on the order of which shared libraries are loaded. As a result, the behavior is also runtime dependent.

Since we pre-load libraries in the order they appear in an ELF file, symbol resolution is also performed in the same order. This process, called pre-binding, ensures that each required symbol is bound to the concrete definition in the executable or a shared library *before* the program begins execution. Therefore, all dependencies for a program are known before it begins execution.

To determine which functions are not required at runtime, i.e., the ones that must be removed, we rely on symbol resolution and dependency graph embedded in `.dep` section. During symbol resolution, the loader binds an undefined symbol to the first available definition for the symbol in the load order which allows our loader to identify which library functions the program imports.

At the end of symbol resolution, all symbols in the global symbol table are fully resolved and reflect the runtime necessities of the program. In a piece-wise-compiled library, if a function symbol defined in the library resolves to a definition outside the library (in the main executable or an earlier loaded library), the function in the library will never be used, and is therefore removed. That is, if `a.so` is loaded before `b.so`, then `myFoo` in `b.so` is never used, and is therefore removed.

The dependency graph in `.dep` section for each of the resolved symbol is used to determine precisely which dependency to retain. For example, if `foo.exe` depends on function `myFoo`, which is defined in both shared libraries `a.so` and `b.so`, the symbol is resolved to whichever library is first loaded. If `myFoo` is resolved to `a.so`, and `myFoo`'s dependency contains function `myBar` in `a.so`, then `myBar` will be retained alongside `myFoo` in `a.so`. The result generated from this step is a list of functions to be removed from each libraries.

6.3 Removal of Dead Code

There are two approaches to eliminating dead code: either (1) we start with a clean canvas and load each required function and its dependencies, or (2) we load the entire module and remove dead code. To support shared libraries, since most code and data references are relative due to position-independent code, we implement the latter in our prototype. This preserves the offset between functions and therefore does not require any unnecessary

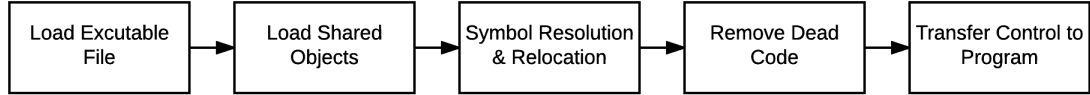


Figure 3: Workflow of the piece-wise loader

code modifications.

All functions in a piece-wise module that do not form direct or indirect dependencies are marked for removal. To remove a certain function, the loader invokes `mprotect` to mark the corresponding code page(s) as writable and non-executable. Next, every byte in the function body is set to a special 1-byte invalid instruction. In x86 and x86_64 architecture, we pick byte 0x6d since it is a reserved instruction that raises an ‘*Illegal Instruction*’ exception. Once all the unused functions are removed, a piece-wise library is rendered bloat-free.

Eliminating dead code in currently executing page

A problem arises if the loader is packaged within `libc` (e.g., `musl-libc`). When the loader code itself is located on the same memory page as the code it is trying to remove, using `mprotect` to mark the page as writable/non-executable results in a page-fault (due to DEP violation) after the call to `mprotect`.

To solve this problem, we create a small removal stub in a separate, isolated, and executable page that contains minimal logic to perform function removal. The loader transfers control to the stub along with the address and size of code to be eliminated. The stub will proceed to overwrite the memory range with 0x6d. Since we can’t remove this stub code, it persists in the memory as executable. In practice, the stub can be implemented with low code footprint (443 bytes in our prototype), and therefore does not significantly increase bloating effect.

Backward compatibility Both piece-wise-compiled modules and the piece-wise loader are backward compatible for two reasons. First, our changes are restricted to the optional `.dep` section in a code module while all other sections remain intact. Therefore, a regular loader simply ignores the `.dep` section and skips support for debloating. Second, when the piece-wise loader loads a code module without `.dep` section, it simply behaves like a regular non-piece-wise loader. In both cases, no modifications are required to the program being executed as long as the program is configured to use the piece-wise loader, which can be accomplished using a simple patch to the `.interp` section of the ELF binary.

7 Evaluation

We divide our evaluation into three main parts: debloating correctness (section 7.2.1 and 7.2.2), performance overhead (section 7.3), and impact of debloating on security (section 7.4). Because our solution neither adds executable code in the program nor alters the code layout, we do not introduce any runtime execution overhead. All of our experiments were performed on a system with 8 quad-core Intel Core i7-4790 @ 3.60GHz with 32GB RAM running Ubuntu Desktop 16.04 LTS.

7.1 Implementation and Prototype

We implemented two different versions of piece-wise loaders: (1) the GNU loader version 2.22 that is used in Ubuntu Desktop 16.04, and (2) the loader packaged within `musl-libc` (version 1.1.15). Because `glibc` can not be compiled using LLVM, we used `musl-libc` for C library debloating evaluation. Accordingly, the GNU loader was used in experiments where `glibc` was used (the modified loader debloated libraries other than `glibc`), and the `musl` loader was used to debloat programs that used `musl libc`. Both loaders were designed to retain and load non-piece-wise compiled libraries without any changes.

Piece-wise compiler is built on top of LLVM-4.0 with a total of new 2.46 KLOC. First, we added an LLVM module pass to handle code pointers, process points-to information (if applicable), parse function calls from assembly code and generate a dependency graph. Second, to support C++ libraries, we implemented an object-sensitive approach described in algorithm 1. We evaluated our C++ libraries debloating on `libflac++` using Audacity, a program to edit audio files. Our analysis and dependency graph generation and insertion are performed during the link-time optimization (LTO) in LLVM gold plugin. We also developed an ELF binary patch program that patches an ELF binary to modify the `.interp` section to change the default loader to the piece-wise loader.

7.2 Correctness Experiments

To demonstrate that our toolchain correctly debloats code modules, we used piece-wise compiler to build 400 shared libraries found in Ubuntu Desktop 16.04 and installed them using `dpkg` tool. Next, we replaced vanilla

GNU loader with piece-wise loader. Finally, we ran popular programs such as (git, curl, ssh, scp, clang) against the newly installed libraries and did not observe any failures.

Below, we consider each set of libraries to delve deeper and gain a better understanding of the effectiveness and security benefits that our solution offers.

7.2.1 Musl-Libc Experiments

Due to known fundamental limitations in compiling glibc using LLVM[1], we piece-wise compiled musl-libc—another popular and comprehensive flavor of C library. The difference in functionality between glibc and musl-libc does not affect the feasibility and capability of piece-wise toolchain.

We extracted 30 different features and the functions within each feature from the GNU libc software development manual [4], and mapped them to analogous symbols in musl-libc. We piece-wise compiled musl-libc, and computed the footprint for each category. Our findings are tabulated in Table 10 in Appendix, and a corresponding cumulative distribution is represented in Figure 5 in Appendix.

The virtual memory allocation and paging related functions are most widely used, but only account for 1.91% of instructions. Similarly, string related functions contribute only 5.82% of instructions. Together, they were the most frequently used functionalities in our study. This result solidifies our findings from the pervasiveness study in Section 2.1, and highlights the vast amounts of unused libc code in typical program memory. Mathematics (different from Arithmetic) contributes the most code, but is seldom used. We expect glibc to be just as bloated due to the functional similarities between glibc and musl libc. Unfortunately, due to constraints in building glibc [1] we are unable to provide concrete evidence at this time.

Debloating coreutils Using the piece-wise compiled musl-libc, we tested coreutils to evaluate correctness and performance. All the programs (109 in all) in coreutils passed the coreutils test suite (that is packaged with coreutils source code) without errors. Table 3 shows the percentage of attack space reduction achieved with piece-wise on coreutils programs and a minimal program for each code pointer handling approach. The minimal program contains a main function that immediately returns. Percentage of attack space reduction achieved with minimal program serves as a lower-limit for debloating musl-libc. Our results show that, among the three approaches for handling code pointers, localized code pointer scan and pointer analysis achieve the best debloating result

(79% and 78% respectively) while full-module debloats the least, 58%.

For some programs, (e.g., make-prime-list), 91% of libc code was removed without errors for localized scan.

Debloating SPEC CPU2006 benchmark programs

Similarly, in order to verify correctness, we also evaluated SPEC CPU2006 benchmark programs using piece-wise compiled musl-libc with all three code pointer handling approaches. Results are tabulated in Table 3. Latest version of musl libc does not fully support SPEC CPU2017 benchmarks. All the programs ran successfully and passed the reference runs (i.e., ref workload). In the best case, 86% attack space reduction was achieved with localized scan and pointer analysis, and in the worst case, 60% code reduction was achieved for full-module pointer scan.

7.2.2 Debloating COTS binaries

In order to demonstrate the efficacy of our approach on COTS binaries, we debloated unmodified programs in the Ubuntu 16.04 Desktop environment. First, we piece-wise compiled a set of shared libraries (minus glibc). Then, we replaced the default loader with the piece-wise loader, and the default libraries with the piece-wise compiled libraries. A subset of the shared libraries with varied compile-time overhead are presented in Table 5.

First, the modified loader was able to successfully load unmodified shared libraries. Next, we manually tested a variety of unmodified executables—Firefox, Curl, Git, ssh and OpenOffice programs that used the piece-wise compiled libraries. We were able to verify that the loader correctly loaded the piece-wise compiled libraries, and all of them ran without errors. The bloat reduction results for Curl are tabulated in Table 6 for each code pointer handling approach. Despite not debloating glibc, we were able to reduce bloat by over 39.84% on average for localized scan. In general, libraries that are general purpose are more bloated (e.g., libasn1) than the libraries that are a part of the application package (e.g., libcurl). We demonstrate that a COTS binary, which uses glibc can still be debloated, even if glibc is not piece-wise compiled. Additionally, we show that our solution can target some if not all shared libraries used by a program.

7.2.3 Debloating C++ Libraries

To demonstrate piece-wise seamless support for C++ code, we successfully compiled and debloated libFLAC++. We were able to successfully remove 46.09% functions or 66.90% instructions.

Table 3: Percentage Attack Space Reduction with Piece-Wise for coreutils and SPEC CPU 2006 with musl-libc.

Program	Full-module Code Pointer Scan		Inclusion-based Pointer Analysis		Localized Code Pointer Scan	
	% Function Reduction	% Instruction Reduction	% Function Reduction	% Instruction Reduction	% Function Reduction	% Instruction Reduction
Minimal Program	60	60	89	91	88	91
Coreutils Min	59	59	85	85	84	85
Coreutils Max	60	60	88	90	88	91
Coreutils Mean	56	58	79	78	79	79
bzip2	60	60	89	90	88	91
sjeng	59	59	85	86	85	86
sphinx3	59	60	86	85	81	82
mcf	60	60	85	83	87	87
lbm	58	59	83	83	87	87
gcc	60	60	87	87	84	87
milc	59	59	88	88	84	85
h264ref	60	60	88	87	84	83
hmmer	60	60	85	85	82	83
gobmk	60	60	86	86	85	86
libquantum	58	58	81	82	87	89
SPEC CPU Mean	59	60	86	86	85	86

Table 4: Gadget reduction in coreutils 8.2 and SPEC CPU 2006 benchmarks using piece-wise compiled musl-libc.

Program	#Total gadgets	%Reduction	#syscall gadgets	%Reduction	#sp-update gadgets	%Reduction
vanilla libc	5630		481		219	
Minimal Program	1343	65.08%	110	61.33%	51	63.01%
coreutils max	1966	76.15%	186	77.13%	81	76.71%
coreutils mean	1651	70.68%	134	72.77%	66	70.40%
bzip2	1256	77.69%	103	78.59%	44	79.91%
gcc	1539	72.66%	130	72.97%	56	74.43%
gobmk	1489	73.55%	119	75.26%	54	75.34%
h264ref	1674	70.27%	112	76.72%	62	71.69%
hmmer	1708	69.66%	127	73.60%	67	69.41%
lbm	1412	74.92%	109	77.34%	49	77.63%
libquantum	1355	75.93%	107	77.75%	47	78.54%
mcf	1393	75.26%	107	77.75%	45	79.45%
milc	1557	72.34%	112	76.72%	56	74.43%
min	1216	78.40%	102	78.79%	40	81.74%
sjeng	1462	74.03%	107	77.75%	51	76.71%
sphinx3	1837	67.37%	160	66.74%	69	68.49%
SPEC CPU 2006 Mean	1492	73.51%	116	75.83%	53	75.65%

Table 5: Piece-wise LLVM Pass Execution Time. All entries are in milliseconds.

Library	Full-Module Code Pointer Scan	Inclusion-based Analysis	Localized Code Pointer Scan
musl-libc	73	28661	158
libasn1	40.80	16,000	41.40
libcurl	23	891	79.10
libgssapi	14.10	31,600	132
libheimbase	6.30	1,570	8.94
libheimntlm	0.81	275	1.02
libheimsqllite	406	241,000	3,380
libhx509	22.20	12,700	4.07
libidn	0.67	0.68	0.68
libkrb5	165	20,700	776
libp11-kit	6.95	4,330	0.89
librtmp	2.66	1,000	3.31
libtasn1	2.19	1,370	2.36
libwind	0.27	186	0.25
libz	1.20	1,530	7.63

7.3 Performance Overhead

Compile-time overhead We measured execution time added by our LLVM pass for each of the three approaches (full-module scan, localized scan and inclusion-based points-to analysis) by inserting timing code at the beginning and end of pass’ main logic. The results are tabulated in Table 5. Full-module scan is the quickest followed by localized scan. Both incur reasonable overhead (worst case $< 800ms$). Due to constraint-solving, points-to analysis was the slowest. In general, we found greater-than-linear increase in overhead introduced by points-to analysis with respect to the code size, with up to 4 minutes for libheimsqllite.so. While this is indeed a large overhead, we believe that this one-time overhead is reasonable given the large attack space reduction it provides (see Section 7.4).

Load-time overhead Our changes to the loader, which eventually removes unused shared library code before transferring control to `__libc_start_main` only affects a program’s start-up time. We do not add any code to the program’s execution. Load time overhead caused by debloating comes from two sources. First, since we have added code to piece-wise loader to perform debloating, this extra logic introduces overhead to a program’s load time. To measure this, we ran each program in coreutils sequentially, measured load time for default and piece-wise loaders, then computed the overhead. On average, the code piece-wise loader that performs debloating added 20 milliseconds to the each process load time across all coreutils programs.

Second, because piece-wise loader writes to code pages that contain the copies of shared libraries, copy-on-write is triggered, which results in additional load

time overhead. Debloating effect on system with large number of debloated processes running concurrently is represented in Figure 4. We launched a number of programs in coreutils simultaneously, and measured the overhead caused by piece-wise loader. With all 106 programs running concurrently, we observed an overhead of 49 milliseconds for each process. We are currently working on a solution to minimize the loadtime overhead.

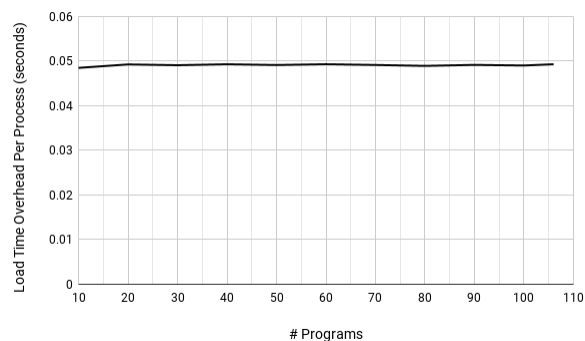


Figure 4: Load-time overhead while simultaneously running large number of processes.

7.4 Attack Space Reduction

Gadget Elimination Table 4 lists the number of gadgets we could find in the debloated musl-libc for coreutils and SPEC CPU 2006 using ROPgadget [30]. Within the remaining musl-libc code after debloating, we found an average of 1651 ROP gadgets, 134 syscall gadgets, and 66 stack pointer pivot gadgets for coreutils and 1492 ROP gadgets, 116 syscall gadgets, and 53 stack pointer pivot gadgets for SPEC CPU 2006 benchmarks. Overall, we were able to remove 70% gadgets. Although we did not test for exploitation, elimination of syscall and stack pivot gadgets will—in principle—hurdle return-to-libc and code-reuse exploits.

Vulnerability Elimination Another observable security benefit of removing unused code is that we also eliminate its vulnerabilities. We perform an extensive study on all shared libraries we tested, analyzed all removed functions, and cross-referenced them with the list of reported CVE for each libraries. Results are listed in table 8.

7.5 Case Study: CVE-2014-3707

Curl is a widely used program with known critical security vulnerabilities. In fact, over 25 vulnerabilities in Curl have been reported in 2016 alone [2]. Similarly, curl library used by many programs to handle file transferring

Table 6: Percentage Attack Space Reduction for 14 piece-wise libraries used by curl program.

Library	Full-module Code Pointer Scan		Inclusion-based Pointer Analysis		Localized Code Pointer Scan	
	% Function Reduction	% Instructions Reduction	% Function Reduction	% Instructions Reduction	% Function Reduction	% Instructions Reduction
libasn1	21.15%	41.85%	22.01%	42.18%	22.01%	42.17%
libcurl	3.43%	2.30%	28.57%	40.79%	25.14%	39.74%
libgssapi	7.70%	9.67%	14.96%	26.11%	38.62%	73.12%
libheimbase	7.37%	9.15%	11.54%	21.38%	25.64%	50.86%
libheimntlm	14.06%	34.45%	14.06%	34.46%	14.06%	34.45%
libheimsqllite	0.63%	0.17%	2.68%	1.59%	17.23%	11.30%
libhx509	18.39%	35.25%	24.40%	44.40%	35.89%	65.05%
libidn	19.84%	20.77%	19.84%	20.77%	19.84%	20.77%
libkrb5	13.98%	18.49%	21.55%	30.45%	26.73%	41.44%
libp11-kit	7.14%	11.07%	63.07%	74.95%	58.21%	65.78%
librtmp	21.05%	21.50%	21.05%	21.51%	22.22%	22.30%
libtasn1	16.76%	31.34%	16.76%	31.35%	16.76%	31.34%
libwind	8.75%	16.23%	15.00%	19.95%	8.75%	16.23%
libz	35.61%	35.97%	35.61%	36.15%	37.07%	43.21%
Mean	13.99%	20.59%	22.22%	31.86%	26.30%	39.84%

Table 7: Debloating libFLAC++ with Audacity.

Handling Technique	# Removed Functions	# Removed Instructions	# Functions Total	# Instructions Total	% Function Reduction	% Instruction Reduction
Object-sensitive, Inclusion-based Pointer Analysis	271	5831	588	8716	46.09%	66.90%

(e.g. cmake LibreOffice, cmake, git, Luau, OpenOffice), have reported several vulnerabilities. Our solution significantly reduces attack space through libcurl debloating and therefore offers several security benefits, one of which is vulnerability elimination as listed in table 8. To demonstrate this, we show how an attacker can leak information using a vulnerability discovered in libcurl and how our solution defeats this through debloating.

CVE-2014-3707 [3] is an out-of-bound read vulnerability in function `curl_easy_duphandle` affecting libcurl versions 7.17.1 to 7.38.0 that can be exploited for memory disclosure and denial-of-service attacks. `curl_easy_duphandle` uses `strdup` to copy buffers under the assumption that they are C strings terminated by NULL. If such assumption is false, `strdup` will read beyond buffers’ boundaries, allowing an attacker to crash the program by triggering segmentation fault or, in the worst case scenario, perform out-of-bound memory read. To make matters worse, after duplication, it fails to update the pointer to point to the new buffer which can trigger illegal use of freed memory if original object has been freed.

Our evaluation shows that debloating libcurl when it is used with programs like curl or cmake completely removes the affected functions and therefore the bug can no longer be exploited to perform memory disclosure

and denial-of-service attacks. We emphasize that our solution will not only eliminate known vulnerabilities but will also potentially remove yet-to-be-discovered ones. This is one of the many security advantages that come with code debloating.

7.6 Debloating and CFI

Unlike CFI, piece-wise is an orthogonal solution that reduces attack space by eliminating unused code with zero runtime overhead. As a standalone solution, piece-wise is able to remove 85% of unused code in address space. This not only reduces the amount and diversity of available gadgets, but more importantly, it reduces the amount of code to be analyzed by other defenses and thus significantly amplifies their security impact. For example, our study shows that, on average, only 5% of libc code is required by a program. If we were to remove 95% of unused libc code, CFI and other gadget removal defenses (e.g. [28]) only need to analyze 5% of libc code. By applying them and piece-wise on libc, we will further downsize the available attack surface. The libc protected by both piece-wise and CFI exposes significantly less attack space than libc protected by only CFI.

Table 8: Vulnerabilities Removed after Debloating Libraries

Library	CVE-ID	Functions Affected	Program	Vulnerability Type
zlib-1.2.8	CVE-2016-9842	inflateMark	git, curl, LibreOffice, firefox	Undefined Behavior
libcurl-7.35	CVE-2016-7167	curl_escape, curl_easy_escape, curl_unescape and curl_easy_unescape	curl	Integer Overflow
	CVE-2014-3707	curl_easy_duphandle	curl, cmake	Out-of-bound Read, Use After Free
	CVE-2016-9586	curl_mprintf	cmake	Buffer Overflow

8 Discussion

8.1 Debloating Executables

As stated in section 5, debloating executable is challenging for two reasons. Firstly, modern compilers often offers aggressive code optimization techniques that are widely used by vendors to produce compact and memory-efficient programs. Second, all code in executable is assumed needed at runtime for all user inputs. Any false positives in determining unused function results in program failures. Therefore, debloating executables and therefore reducing attack space can only be achieved on per-input basis and dynamically. However, since inputs to a program are only known after load time, this requires extending debloating beyond load time, which is discussed in details in subsection 8.2. The ability to dynamically remove and reload functions according to each input allows debloating executables effectively. Previous research in Software Engineering field discussed in section 9 has addressed this problem either by annotating program’s source code or, for managed programming languages, by performing static analysis.

8.2 Dynamically Loaded Code and Runtime Debloating

At runtime, code can be loaded via two interfaces: dynamically loaded libraries and JIT compiler. Dynamically loaded code creates function dependencies that are unknown during both compile time (and therefore are not encoded in dependency graphs) and load time. Thus, as a result of late-stage piece-wise debloating, such functions are removed and unavailable in cases where dynamically loaded libraries or JIT-ed code require them. Support for shared libraries that are loaded dynamically (using `dlopen`) proves to be a challenge. On the one hand, for cases where we can statically detect which libraries will be dynamically loaded, i.e. arguments to functions like `dlopen` are hard-coded in binaries, we can directly pre-

load them. On the other hand, handling dynamically generated library names is challenging. For example:

```
lib_name = gen_lib_name();
handle = dlopen(lib_name, RTLD_NOW);
```

Failure to accommodate for the library’s dependencies will cause a runtime failure. Similarly, due to dependencies generated at runtime, support for JIT code requires special handling such that code in address space required by JITed code shall be re-loaded as needed. We refer to this ability to tailor code in address space depending on execution context as runtime debloating and are actively pursuing it for future work.

8.3 Code Sharing and Lazy Binding

Code page sharing While code sharing in Linux offers practical performance benefits as well as reduces memory footprint, since debloating code modules often requires modifying shared code pages, this potentially diminishes the benefits that come with memory sharing and increases memory overhead. However, this is not a significant problem for smaller or short-lived programs. Even with copy-on-write, the memory footprint of such programs was low, and did not cause significant performance issues.

Lazy Binding Dynamic linkers support lazy binding in order to speed-up the program load time. The binding of symbols to the concrete targets are postponed till the first access to the symbol is encountered. In order to infer precise dependencies, particularly in case of weak alias, piece-wise loader must perform pre-binding to identify concrete symbol definitions. Irrespective, piece-wise loader completes the loading and pre-binding with a few milliseconds of overhead.

9 Related Work

Defenses Against Code-Reuse Attacks Numerous efforts have attempted to defeat code-reuse attacks by en-

forcing various forms of CFI. These solutions extract the CFG and add instrumentation checks to the binary either by relying on source code and debugging information [5, 35], or by analyzing the binary itself [46, 45]. Variations of CFI targeting either performance [29, 8, 44], or security [21, 36] have been proposed. Fundamentally, completing the CFG is a hard problem, and improving the precision of indirect branch resolution is an ongoing direction of research [37].

ASLR [34, 7] was introduced as a means of preventing attackers from reusing exploit code effectively against multiple instantiations of a single vulnerable program. Wartell et al. [38] introduced binary stirring, which increases ASLR’s re-randomization frequency to each time a program is launched. Qiao et al. [29] interpret the ability to return to a location as a one-time capability, which is issued in each calling context in order to enable a one-time return. Niu et al. [23, 24, 25] created a toolchain supporting fine-grained, per-input CFG generation and enforcement that combines dynamic linking, support for JIT compilers and interoperability with unprotected legacy binaries. Giuffrida et al. [14] presented a live re-randomization strategy for operating system load-time address space randomization to defend against return-into-kernel-text ROP attacks. Redactor [12, 13] uses a combination of compiler transformations and hardware-based enforcement to mark pages as execute-only, thereby defeating the objective of memory disclosures. Techniques that combine CFI and ASLR have also been proposed [22]. Debloating bring about a significant reduction in attack space. It strengthens CFI, CPI [20] and other practical defenses.

Feature-based Software Customization Unlike C/C++, managed programming languages whose execution is monitored by Runtime Virtual Machine suffers from significant runtime overhead or bloating due to the extra logic added to manage an execution environment. This bloating is categorized into two groups: memory bloat and execution bloat. [41] and [9] delegate the debloating task to developers, classifying this problem as purely software engineering related. On the other hand, [19] proposes a feature-based solution that allows a developer to remove certain feature in Java bytecode by performing static analysis. [18] introduces an automatic approach that statically analyzes and removes unused codes in both Java application and Java Runtime Environment. As a key distinction, our approach involves load-time dead-code removal to debloat shared libraries and reduce attack space in COTS binaries.

Pointer Analysis Pointer analysis or points-to analysis, a well-studied and active research area, refers to determining memory targets of a pointer at compile

time. Although precise flow-sensitive pointer analysis allows for high-quality and aggressive optimization, it is a proven NP-hard [17]. Numerous approaches have been proposed to balance trade-off between performance/scalability and precision. A pointer analysis algorithm is classified based on various dimensions such as flow-sensitivity, context-sensitivity, intra/inter-procedural, and heap modeling. Flow-sensitive algorithms ([16], [43], [26]) take into account control flow of a procedure; thus, the points-to information is more precise and different for each program point. A flow-insensitive points-to information (e.g. [6] for inclusion-based and [32] for unification-based), however, is universal and refers to any execution points within a module. Similarly, context-sensitive analysis ([39], [40], [42]) generates more precise points-to information by investigating each call site’s context.

10 Conclusion

We presented a study across 2248 real world programs on Ubuntu Linux and show that most of the code in libc is seldom used. We implemented a prototype system that performs piece-wise compilation and loading. We evaluated the system and showed that libc can be debloated to eliminate significant code fragments from memory thereby reducing the attack space. As a direct consequence, we render CFI based solutions more effective.

A Points-To Constraints

Constraints used in points-to analysis are presented in Table 9. These constraints were first proposed by Hardkopf and Lin [15], and are reproduced here for convenience.

Table 9: Points-to constraints. For a variable v , $pts(v)$ represents v ’s points-to set and $loc(v)$ represents the memory location denoted by v .

Program Code	Constraint	Meaning
$a = \&b$	$a \supseteq \{b\}$	$loc(b) \in pts(a)$
$a = b$	$a \supseteq b$	$pts(a) \supseteq pts(b)$
$a = *b$	$a \supseteq *b$	$\forall v \in pts(b) : pts(a) \supseteq pts(v)$
$*a = b$	$*a \supseteq b$	$\forall v \in pts(a) : pts(v) \supseteq pts(b)$

References

- [1] Compiling glibc with clang/llvm. <https://groups.google.com/forum/#topic/llvm-dev/arwzyPtQ2yY>. Accessed: 2017-01-20.

Table 10: Code footprint in musl libc by functionality categories.

Functionality	# Functions	Function Footprint	# Instructions	Instruction Footprint
Virtual Memory Allocation And Paging	14	1.45%	1131	1.91%
String and Array Utilities	74	7.65%	3436	5.82%
Mathematics	175	18.10%	20331	34.42%
The Basic Program/System Interface	16	1.65%	991	1.68%
Pattern Matching	103	10.65%	7807	13.22%
Date and Time	29	3.00%	1363	2.31%
POSIX Threads	4	0.41%	104	0.18%
Character Handling	34	3.52%	757	1.28%
File System Interface	49	5.07%	1706	2.89%
Low-Level Input/Output	34	3.52%	1783	3.02%
System Configuration Parameters	4	0.41%	242	0.41%
System Management	14	1.45%	403	0.68%
DES Encryption and Password Handling	5	0.52%	354	0.60%
Searching and Sorting	15	1.55%	686	1.16%
Users and Groups	40	4.14%	890	1.51%
Processes	15	1.55%	810	1.37%
Resource Usage And Limitation	23	2.38%	545	0.92%
Job Control	10	1.03%	152	0.26%
Inter-Process Communication	13	1.34%	497	0.84%
System Databases and Name Service Switch	0	0.00%	0	0.00%
Non-Local Exits	3	0.31%	34	0.06%
Message Translation	12	1.24%	741	1.25%
Signal Handling	17	1.76%	448	0.76%
Arithmetic Functions	147	15.20%	6974	11.81%
Locales and Internationalization	4	0.41%	208	0.35%
Low-Level Terminal Interface	20	2.07%	617	1.04%
Syslog	5	0.52%	196	0.33%
Pipes and FIFOs	4	0.41%	263	0.45%
Character Set Handling	18	1.86%	2724	4.61%
Internal probes	2	0.21%	26	0.04%
Sockets	52	5.38%	2318	3.92%
Error Reporting	12	1.24%	533	0.90%

- [2] Curl: All known prior vulnerabilities. <https://curl.haxx.se/docs/security.html>.
- [3] Cve-2014-3707. <https://cve.mitre.org/cgi-bin/cvename.cgi?name=CVE-2014-3707>.
- [4] The gnu c library: Categories and functions.
- [5] ABADI, M., BUDIU, M., ERLINGSSON, U., AND LIGATTI, J. Control-flow Integrity. In *Proceedings of the 12th ACM Conference on Computer and Communications Security (CCS'05)* (2005), pp. 340–353.
- [6] ANDERSEN, L. O. *Program analysis and specialization for the C programming language*. PhD thesis, 1994.
- [7] BHATKAR, S., DUVARNEY, D. C., AND SEKAR, R. Address Obfuscation: An Efficient Approach to Combat a Broad Range of Memory Error Exploits. In *USENIX Security* (2003), vol. 3, pp. 105–120.
- [8] BLETSCH, T., JIANG, X., AND FREEH, V. Mitigating code-reuse attacks with control-flow locking. In *Proceedings of the 27th Annual Computer Security Applications Conference* (2011), ACSAC '11, pp. 353–362.
- [9] BU, Y., BORKAR, V., XU, G., AND CAREY, M. J. A bloat-aware design for big data applications. In *ACM SIGPLAN Notices* (2013), vol. 48, ACM, pp. 119–130.
- [10] CARLINI, N., BARRESI, A., PAYER, M., WAGNER, D., AND GROSS, T. R. Control-flow bending: On the effectiveness of control-flow integrity. In *24th USENIX Security Symposium (USENIX Security 15)* (2015), pp. 161–176.
- [11] CHENG, Y., ZHOU, Z., YU, M., DING, X., AND DENG, R. H. Ropecker: A generic and practical approach for defending against rop attacks. In *Symposium on Network and Distributed System Security (NDSS)* (2014).
- [12] CRANE, S., LIEBCHEN, C., HOMESCU, A., DAVI, L., LARSEN, P., SADEGHI, A. R., BRUNTHALER, S., AND FRANZ, M. Readactor: Practical code randomization resilient to memory disclosure. In *2015 IEEE Symposium on Security and Privacy* (May 2015), pp. 763–780.
- [13] CRANE, S. J., VOLCKAERT, S., SCHUSTER, F., LIEBCHEN, C., LARSEN, P., DAVI, L., SADEGHI, A.-R., HOLZ, T., DE SUTTER, B., AND FRANZ, M. It's a trap: Table randomization and protection against function-reuse attacks. In *Proceedings of the 22nd ACM SIGSAC Conference on Computer and Communications Security* (2015), ACM, pp. 243–255.

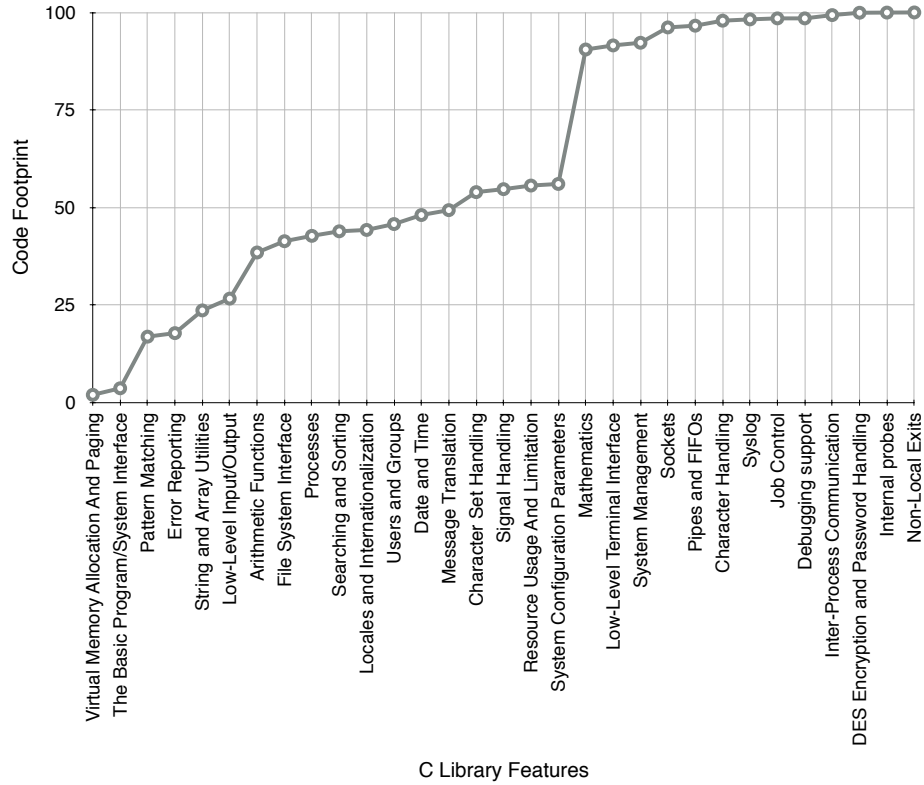


Figure 5: A cumulative distribution of code footprint in libc versus frequently used libc functions in our study. Virtual memory allocation and paging functionality is most used and non-local exits are least used. Figure shows all 30 features in libc.

- [14] GIUFFRIDA, C., KUIJSTEN, A., AND TANENBAUM, A. S. Enhanced operating system security through efficient and fine-grained address space randomization. In *Presented as part of the 21st USENIX Security Symposium (USENIX Security 12)* (Bellevue, WA, 2012), USENIX, pp. 475–490.
- [15] HARDEKOPF, B., AND LIN, C. Semi-sparse flow-sensitive pointer analysis. In *ACM SIGPLAN Notices* (2009), vol. 44, ACM, pp. 226–238.
- [16] HARDEKOPF, B., AND LIN, C. Flow-sensitive pointer analysis for millions of lines of code. In *Proceedings of the 9th Annual IEEE/ACM International Symposium on Code Generation and Optimization* (Washington, DC, USA, 2011), CGO ’11, IEEE Computer Society, pp. 289–298.
- [17] HORWITZ, S. Precise flow-insensitive may-alias analysis is np-hard. *ACM Transactions on Programming Languages and Systems (TOPLAS)* 19, 1 (1997), 1–6.
- [18] JIANG, Y., WU, D., AND LIU, P. Jred: Program customization and bloatware mitigation based on static analysis. In *Computer Software and Applications Conference (COMPSAC), 2016 IEEE 40th Annual* (2016), vol. 1, IEEE, pp. 12–21.
- [19] JIANG, Y., ZHANG, C., WU, D., AND LIU, P. A preliminary analysis and case study of feature-based software customization. In *Software Quality, Reliability and Security-Companion (QRS-C), 2015 IEEE International Conference on* (2015), IEEE, pp. 184–185.
- [20] KUZNETSOV, V., SZEKERES, L., PAYER, M., CANDEA, G., SEKAR, R., AND SONG, D. Code-Pointer Integrity. In *USENIX Symposium on Oper-*

- ating Systems Design and Implementation (OSDI) (2014).
- [21] MASHTIZADEH, A. J., BITTAU, A., BONEH, D., AND MAZIÈRES, D. Ccfi: Cryptographically enforced control flow integrity. In *Proceedings of the 22nd ACM SIGSAC Conference on Computer and Communications Security* (New York, NY, USA, 2015), CCS '15, ACM, pp. 941–951.
 - [22] MOHAN, V., LARSEN, P., BRUNTHALER, S., HAMLEN, K., AND FRANZ, M. Opaque control-flow integrity. In *Symposium on Network and Distributed System Security (NDSS)* (2015).
 - [23] NIU, B., AND TAN, G. Modular control-flow integrity. In *Proceedings of the 35th ACM SIGPLAN Conference on Programming Language Design and Implementation (PLDI'14)* (2014).
 - [24] NIU, B., AND TAN, G. RockJIT: Securing just-in-time compilation using modular control-flow integrity. In *Proceedings of 21st ACM Conference on Computer and Communication Security (CCS '14)* (2014).
 - [25] NIU, B., AND TAN, G. Per-input control-flow integrity. In *Proceedings of the 22nd ACM SIGSAC Conference on Computer and Communications Security* (2015), ACM, pp. 914–926.
 - [26] OH, H., HEO, K., LEE, W., LEE, W., AND YI, K. Design and implementation of sparse global analyses for c-like languages. *SIGPLAN Not.* 47, 6 (June 2012), 229–238.
 - [27] PAPPAS, V. kbouncer: Efficient and transparent rop mitigation. *Apr 1* (2012), 1–2.
 - [28] PAPPAS, V., POLYCHRONAKIS, M., AND KEROMYTIS, A. D. Smashing the Gadgets: Hindering Return-Oriented Programming using in-place Code Randomization. In *IEEE Symposium on Security and Privacy (SP'2012)* (2012), pp. 601–615.
 - [29] QIAO, R., ZHANG, M., AND SEKAR, R. A principled approach for rop defense. In *Proceedings of the 31st Annual Computer Security Applications Conference* (2015), ACM, pp. 101–110.
 - [30] SALWAN, J. Ropgadget tool, 2012. URL <http://shell-storm.org/project/ROPgadget>.
 - [31] SHACHAM, H. The geometry of innocent flesh on the bone: Return-into-libc without function calls (on the x86). In *Proceedings of the 14th ACM conference on Computer and communications security* (2007), ACM, pp. 552–561.
 - [32] STEENSGAARD, B. Points-to analysis in almost linear time. In *Proceedings of the 23rd ACM SIGPLAN-SIGACT symposium on Principles of programming languages* (1996), ACM, pp. 32–41.
 - [33] SUI, Y., AND XUE, J. Svf: Interprocedural static value-flow analysis in llvm. In *Proceedings of the 25th International Conference on Compiler Construction* (New York, NY, USA, 2016), CC 2016, ACM, pp. 265–266.
 - [34] TEAM, P. Pax address space layout randomization (aslr).
 - [35] TICE, C., ROEDER, T., COLLINGBOURNE, P., CHECKOWAY, S., ERLINGSSON, Ú., LOZANO, L., AND PIKE, G. Enforcing Forward-Edge Control-Flow Integrity in GCC & LLVM. In *Proceedings of 23rd USENIX Security Symposium (USENIX Security'14)* (2014), pp. 941–955.
 - [36] VAN DER VEEN, V., ANDRIESSE, D., GÖKTAŞ, E., GRAS, B., SAMBUC, L., SLOWINSKA, A., BOS, H., AND GIUFFRIDA, C. Practical context-sensitive cfi. In *Proceedings of the 22nd ACM SIGSAC Conference on Computer and Communications Security* (2015), ACM, pp. 927–940.
 - [37] VAN DER VEEN, V., GÖKTAŞ, E., CONTAG, M., PAWLOWSKI, A., CHEN, X., RAWAT, S., BOS, H., HOLZ, T., ATHANASOPOULOS, E., AND GIUFFRIDA, C. A tough call: Mitigating advanced code-reuse attacks at the binary level. In *Proceedings of 37th IEEE Symposium on Security and Privacy (Oakland'16)* (2016).
 - [38] WARTELL, R., MOHAN, V., HAMLEN, K. W., AND LIN, Z. Binary stirring: Self-randomizing instruction addresses of legacy x86 binary code. In *Proceedings of the 2012 ACM conference on Computer and communications security (CCS'12)* (2012), ACM, pp. 157–168.
 - [39] WHALEY, J., AND LAM, M. S. Cloning-based context-sensitive pointer alias analysis using binary decision diagrams. *SIGPLAN Not.* 39, 6 (June 2004), 131–144.
 - [40] WILSON, R. P., AND LAM, M. S. Efficient context-sensitive pointer analysis for c programs. In *Proceedings of the ACM SIGPLAN 1995 Conference on Programming Language Design and Implementation* (New York, NY, USA, 1995), PLDI '95, ACM, pp. 1–12.
 - [41] XU, G., MITCHELL, N., ARNOLD, M., ROUNTREV, A., AND SEVITSKY, G. Software bloat analysis: finding, removing, and preventing performance

- problems in modern large-scale object-oriented applications. In *Proceedings of the FSE/SDP workshop on Future of software engineering research* (2010), ACM, pp. 421–426.
- [42] XU, G., AND ROUNTEV, A. Merging equivalent contexts for scalable heap-cloning-based context-sensitive points-to analysis. In *Proceedings of the 2008 International Symposium on Software Testing and Analysis* (New York, NY, USA, 2008), ISSTA '08, ACM, pp. 225–236.
- [43] YU, H., XUE, J., HUO, W., FENG, X., AND ZHANG, Z. Level by level: Making flow- and context-sensitive pointer analysis scalable for millions of lines of code. In *Proceedings of the 8th Annual IEEE/ACM International Symposium on Code Generation and Optimization* (New York, NY, USA, 2010), CGO '10, ACM, pp. 218–229.
- [44] ZHANG, C., CARR, S. A., LI, T., DING, Y., SONG, C., PAYER, M., AND SONG, D. Vtrust: Regaining trust on virtual calls. In *Symposium on Network and Distributed System Security (NDSS'16)* (2016).
- [45] ZHANG, C., WEI, T., CHEN, Z., DUAN, L., SZEKERES, L., MCCAMANT, S., SONG, D., AND ZOU, W. Practical control flow integrity and randomization for binary executables. In *Proceedings of the IEEE Symposium on Security and Privacy (Oakland'13)* (2013), pp. 559–573.
- [46] ZHANG, M., AND SEKAR, R. Control flow integrity for COTS binaries. In *Proceedings of the 22nd USENIX Security Symposium (Usenix Security'13)* (2013), pp. 337–352.