

Adapting predominant and novel sense discovery algorithms for identifying corpus-specific sense differences

Binny Mathew¹, Suman Kalyan Maity², Pratip Sarkar³, Animesh Mukherjee⁴ and Pawan Goyal⁵

Department of Computer Science and Engineering

Indian Institute of Technology Kharagpur, India - 721302

Email: {binny.iitkgp¹, pratip.sarkar.iitkgp³, animeshm⁴, pawang.iitk⁵}@gmail.com
sumankalyan.maity@cse.iitkgp.ernet.in²

Abstract

Word senses are not static and may have temporal, spatial or corpus-specific scopes. Identifying such scopes might benefit the existing WSD systems largely. In this paper, while studying corpus specific word senses, we adapt three existing predominant and novel-sense discovery algorithms to identify these corpus-specific senses. We make use of text data available in the form of millions of digitized books and newspaper archives as two different sources of corpora and propose automated methods to identify corpus-specific word senses at various time points. We conduct an extensive and thorough human judgment experiment to rigorously evaluate and compare the performance of these approaches. Post adaptation, the output of the three algorithms are in the same format and the accuracy results are also comparable, with roughly **45-60%** of the reported corpus-specific senses being judged as genuine.

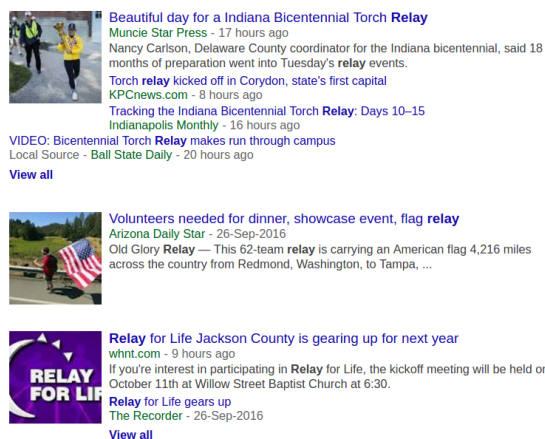
1 Introduction

Human language is neither static nor uniform. Almost every individual aspect of language including phonological, morphological, syntactic as well as semantic structure can exhibit differences, even for the same language. These differences can be influenced by a lot of factors such as time, location, corpus type etc. However, in order to suitably understand these differences, one needs to be able to analyze large volumes of natural language text data collected from diverse corpora. It is only in this Big Data era that unprecedented amounts of text data have become available in the form of millions of digitized books (Google Books project),

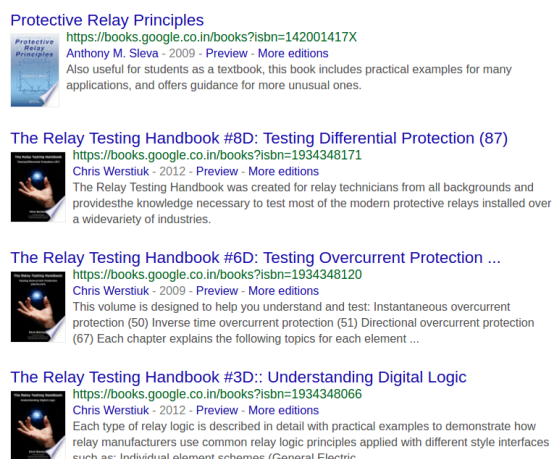
newspaper documents, Wikipedia articles as well as tweet streams. This huge volume of time and location stamped data across various types of corpora now allows us to make precise quantitative linguistic predictions, which were earlier observed only through mathematical models and computer simulations.

Scope of a word sense: One of the fundamental dimensions of language change is shift in word usage and word senses (Jones, 1986; Ide and Veronis, 1998; Schütze, 1998; Navigli, 2009). A word may possess many senses; however, not all of the senses are used uniformly; some are more common than the others. This particular distribution can be heavily dependent on the underlying time-period, location or the type of corpora. For example, let us consider the word “rock”. In books, it is usually associated with the sense reflected by the words ‘stone, pebble, boulder’ etc., while if we look into newspapers and magazines, we find that it is mostly used in the sense of ‘rock music’.

Motivation for this work: The world of technology is changing rapidly, and it is no surprise that word senses also reflect this change. Let us consider the word “brand”. This word is mainly used for the ‘brand-name’ of a product. However, it has now become a shorthand reference to the skills, actions, personality and other publicly perceived traits of individuals or for characterizing reputation, public face of the whole group or companies. The rise of social media and the ability to self-publish and self-advertise undoubtedly led to the emergence of this new sense of “brand”. To further motivate such cross corpus sense differences, let us consider the word ‘relay’. A simple Google search in the News section produces results that are very different from those obtained through a search in the Books section (See Fig 1). In this paper, we attempt to automatically build corpus-specific contexts of a target word (for e.g., relay in



(a)



(b)

Figure 1: Google search results for the word 'relay' using (a) Google News and (b) Google Books.

this case) that can appropriately discriminate the two different senses of the target word – one of which is more relevant for the News corpus (context words extracted by one of our adapted methods: *team, race, event, races, sprint, men, events, record, run, win*) while the other is more relevant for the Books corpus (context words extracted by one of our adapted methods: *solenoid, transformer, circuitry, generator, diode, sensor, transistor, converter, capacitor, transformers*). Since the search engine users mostly go for generic search without any explicit mention of book or news, the target word along with a small associated context vector might help the search engine to retrieve document from the most relevant corpora automatically. We believe that the target and the automatically extracted corpus-specific context vector can be further used to enhance (i) semantic and personalized search, (ii) corpora-specific search and (iii) corpora-specific word sense disambiguation. It is an important as well as challenging task to identify predominant word senses specific to various corpora. While the researchers have started exploring the temporal and spatial scopes of word senses (Cook and Stevenson, 2010; Gulordava and Baroni, 2011; Kulkarni et al., 2015; Jatowt and Duh, 2014; Mitra et al., 2014; Mitra et al., 2015), corpora-specific senses have remained mostly unexplored.

Our contributions: Motivated by the above applications, this paper studies corpora-specific senses for the first time and makes the following contributions¹: (i) we take two different meth-

ods for novel sense discovery (Mitra et al., 2014; Lau et al., 2014) and one for predominant sense identification (McCarthy et al., 2004) and adapt these in an automated and unsupervised manner to identify corpus-specific sense for a given word (noun), and (ii) perform a thorough manual evaluation to rigorously compare the corpus-specific senses obtained using these methods. Manual evaluation conducted using 60 candidate words for each method indicates that ~45-60% of the corpus-specific senses identified by the adapted algorithms are genuine. Our work is a unique contribution since it is able to adapt three very different types of major algorithms suitably to identify corpora specific senses.

Key observations: For manual evaluation of the candidate corpus-specific senses, we focused on two aspects – a) *sense representation*, which tells if the word cluster obtained from a method is a good representative of the target word, and b) *sense difference*, which tells whether the sense represented by the corpus-specific cluster is different from all the senses of the word in the other corpus. Some of our important findings from this study are: (i) the number of candidate senses produced by McCarthy et al. (2004) is far less than the two other methods, (ii) Mitra et al. (2014) produces the best representative sense cluster for a word in the time period 2006-2008 and McCarthy et al. (2004) produces the best representative sense cluster for a word in the time period 1987-1995, (iii) Mitra et al. (2014) is able to identify sense differences more accurately in comparison to the other meth-

¹The code used to find corpus-specific senses and evalua-

tion results are available at: <http://tinyurl.com/h4onyww>

ods, (iv) considering both the aspects together, McCarthy *et al.* (2004) performs the best, (v) for the common results produced by Lau *et al.* (2014) and Mitra *et al.* (2014), the former does better sense differentiation while the latter does better overall.

2 Related Work

Automatic discovery and disambiguation of word senses from a given text is an important and challenging problem, which has been extensively studied in the literature (Jones, 1986; Ide and Veronis, 1998; Schütze, 1998; Navigli, 2009; Kilgarriff and Tugwell, 2001; Kilgarriff, 2004). Only recently, with the availability of enormous amounts of data, researchers are exploring temporal scopes of word senses. Cook and Stevenson (2010) use corpora from different time periods to study the change in the semantic orientation of words. Gu-lordava and Baroni (2011) use two different time periods in the Google n-grams corpus and detect semantic change based on distributional similarity between word vectors. Kulkarni *et al.* (2015) propose a computation model for tracking and detecting statistically significant linguistic shifts in the meaning and usage of words. Jatowt and Duh (2014) propose a framework for exploring semantic change of words over time on Google n-grams and COHA dataset. Lau *et al.* (2014) propose a fully unsupervised topic modelling-based approach to sense frequency estimation, which was used for the tasks of predominant sense learning, sense distribution acquisition, detecting senses which are not attested in the corpus, and identifying novel senses in the corpus which are not captured in the sense inventory. Two recent studies by Mitra *et al.* (2014; 2015) capture temporal noun sense changes by proposing a graph clustering based framework for analysis of diachronic text data available from Google books as well as tweets. quantify semantic change by evaluating word embeddings against known historical changes. Lea and Mirella (2016) develop a dynamic Bayesian model of diachronic meaning change. Pelevina (2016) develops an approach which induces a sense inventory from existing word embeddings via clustering of ego-networks of related words.

Cook *et al.* (2013) induce word senses and then identify novel senses by comparing two different corpora: the ‘focus corpora’ (i.e., a recent version of the corpora) and the ‘reference cor-

pora’ (older version of the corpora). Tahmasebi *et al.* (2011), propose a framework for tracking senses in a newspaper corpus containing articles between 1785 and 1985. Phani *et al.* (2012) study 11 years worth Bengali newswire that allows them to extract trajectories of salient words that are of importance in contemporary West Bengal. Few works (Dorow and Widdows, 2003; McCarthy *et al.*, 2004) have focused on corpus-specific sense identification. Our work differs from these works in that we capture the cross corpus-specific sense differences by comparing the senses of a particular word obtained across two different corpora. We adapt three state-of-the-art novel and predominant sense discovery algorithms and extensively compare their performances for this task.

3 Dataset Description

To study corpora-specific senses, we consider books and newspaper articles as two different corpora sources. We compare these corpora for the same time-periods to ensure that the sense differences are obtained only because of the change in corpus and not due to the difference in time. A brief description of these datasets is given below.

Books dataset: The books dataset is based on the Google Books Syntactic n-grams corpus (Goldberg and Orwant, 2013), consisting of time-stamped texts from over 3.4 million digitized English books, published between 1520 and 2008. For our study, we consider Google books data for the two time periods 1987–1995 and 2006–2008.

Newspaper dataset: For the Newspaper dataset, we consider two different data sources. The first dataset from 1987 – 1995 contains articles of various newspapers². The other dataset from 2006 – 2008 is gathered from the archives of The New York Times.

4 Proposed framework

To identify corpus-specific word senses, we aim at adapting some of the existing algorithms, which have been utilized for related tasks. In principle, we compare all the senses of a word in one corpus against all the senses of the same word in another corpus. We, therefore, base this work on three different approaches, Mitra *et al.* (2014), Lau *et al.* (2014) and McCarthy *et al.* (2004), which could be adapted to find word senses in different

²<https://catalog.ldc.upenn.edu/LDC93T3A>

corpora in an unsupervised manner. Next, we discuss these methods briefly followed by the proposed adaptation technique and generation of the candidate set.

4.1 Mitra’s Method

Mitra *et al.* (2014) proposed an unsupervised method to identify noun sense changes over time. They prepare separate distributional-thesaurus-based networks (DT) (Biemann and Riedl, 2013) for the two different time periods. Once the DTs have been constructed, Chinese Whispers (CW) algorithm (Biemann, 2006) is used for inducing word senses over each DT. For a given word, the sense clusters across two time-points are compared using a split-join algorithm.

Proposed adaptation: In our adaptation, we apply the same framework but over the two different corpora sources in the same time period. So, for a given word w that appears in both the books and newspaper datasets, we get two different set of clusters, B and N , respectively for the two datasets. Accordingly, let $B = \{s_{b1}, s_{b2}, \dots, s_{b|B|}\}$ and $N = \{s_{n1}, s_{n2}, \dots, s_{n|N|}\}$, where s_{bi} (s_{nj}) denotes a sense cluster for w in the books (news) dataset.

A corpus-specific sense will predominantly be present only in that specific corpus and will be absent from the other corpus. To detect the book-specific sense for the word w , we compare each of the $|B|$ book clusters against all of the $|N|$ newspaper clusters. Thus, for each cluster s_{bi} , we identify the fraction of words that are not present in any of the $|N|$ newspaper clusters. If this value is above a threshold, we call s_{bi} a book-specific sense cluster for the word w . This threshold has been set to 0.8 for all the experiments, as also reported in Mitra *et al.* (2014).

We also apply the multi-stage filtering³ to obtain the candidate words as mentioned in their paper, except that we do not filter the top 20% and bottom 20% of the words. We believe that removing the top 20% words would deprive us of many good cases. To take care of the rare words, we consider only those corpus-specific clusters that have ≥ 10 words.

The number of candidate words obtained after this filtering are shown in Table 1. Figure 2 (a,b) illustrates two different sense clusters of the word

³majority voting after multiple runs of CW and POS tags ‘NN’ and ‘NNS’

‘windows’ - one specific to books corpus and another specific to newspaper corpus, as obtained using Mitra’s method. The book-specific sense corresponds to ‘an opening in the wall or roof of a building’. The newspaper-specific sense, on the other hand, is related to the computing domain, suggesting Windows operating system.

Table 1: Number of candidate corpus-specific senses using Mitra’s method after multi-stage filtering

	1987-1995	2006-2008
Books	32036	30396
Newspapers	18693	20896

4.2 McCarthy’s Method

McCarthy *et al.* (2004) developed a method to find the predominant sense of target word w in a given corpora. The method requires the nearest neighbors to the target word, along with the distributional similarity score between the target word and its neighbors. It then assigns a prevalence score to each of the WordNet synset ws_i of w by comparing this synset to the neighbors of w . The prevalence score PS_i for the synset ws_i is given by

$$PS_i = \sum_{n_j \in N_w} dss(w, n_j) \times \frac{wnss(ws_i, n_j)}{\sum_{ws_{i'}} wnss(ws_{i'}, n_j)} \quad (1)$$

where N_w denotes the set of neighbors of w and $dss(w, n_j)$ denotes the distributional similarity between word w and its neighbors n_j . $wnss(ws_i, n_j)$ denotes the WordNet similarity between the synset ws_i and the word n_j , and is given by

$$wnss(ws_i, n_j) = \max_{ns_x \in senses(n_j)} ss(ws_i, ns_x) \quad (2)$$

where $ss(ws_i, ns_x)$ denotes the semantic similarity between WordNet synsets ws_i and ns_x . We use Lin Similarity measure to find similarity between two WordNet synsets.

Proposed adaptation: In our adaptation to McCarthy’s method to find corpus-specific senses, we use the DT networks constructed for Mitra’s method to obtain the neighbors as well as distributional similarity between a word and its neighbors. We then obtain the prevalence score for each sense of the target word for both the corpora sources separately, and normalize these scores so that the scores add up to 1.0 for each corpus. We call these as normalized prevalence score (NPS).




Figure 2: Examples of corpora-specific sense clusters obtained for (a,b) ‘windows’ using Mitra’s method for (books, news) during 1987-1995, (c,d) ‘lap’ using McCarthy’s method for (books, news) during 2006-2008 and (e,f) ‘lime’ using Lau’s method for (books, news) during 2006-2008.

We call a sense ws_i as corpora specific if its NPS_i is greater than an upper threshold in one corpus and less than a lower threshold in the other corpus. We use 0.4 as the upper threshold and 0.1 as the lower threshold for our experiments. After applying this threshold, the number of candidate words are shown in Table 2.

Table 2: Number of candidate corpus-specific senses using McCarthy’s method.

	1987-1995	2006-2008
Books	97	95
Newspapers	117	97

For the purpose of distributional visualization of the senses, we denote a word sense ws_i using those neighbors of the word, which make the highest contribution to the prevalence score PS_i . Figure 2 (c, d) illustrates two sense clusters of the word ‘lap’ thus obtained - one specific to books corpus and another specific to newspaper corpus. The book-specific sense corresponds to ‘the top surface of the upper part of the legs of a person who is sitting down’. The news-specific sense, on the other hand corresponds to ‘a complete trip around a race track that is repeated several times during a competition’.

4.3 Lau’s Method

We also adapt the method described in Lau *et al.* (2014) to find corpus specific word senses. Their method uses topic modeling to estimate

word sense distributions and is based on the word sense induction (WSI) system described in Lau *et al.* (2012). The system is built around a Hierarchical Dirichlet Process (HDP) (Teh *et al.*, 2006), which optimises the number of topics in a fully-unsupervised fashion over the training data. For each word, they first induce topics using HDP. The words having the highest probabilities in each topic denote the sense cluster. The authors treat the novel sense identification task as identifying sense clusters that do not align well with any of the pre-existing senses in the sense inventory. They use topic-to-sense affinity to estimate the similarity of a topic to the set of senses given as

$$ts - affinity(t_j) = \frac{\sum_i^S Sim(s_i, t_j)}{\sum_l^T \sum_k^S Sim(s_k, t_l)} \quad (3)$$

where T and S represent the number of topics and senses respectively, and $Sim(s_i, t_j)$ is defined as

$$Sim(s_i, t_j) = 1 - JS(S_i || T_j) \quad (4)$$

where S_i and T_j denote the multinomial distributions over words for sense s_i and topic t_j . $JS(X, Y)$ stands for Jensen-Shannon divergence between distributions X and Y .

Proposed adaptation: In our adaptation to their method to find corpus-specific senses, for a target word, a topic is called corpus-specific if its word distributions are very different from all the topics in the other corpus. We therefore compute similarity of this topic to all the topics in other corpus

and if the maximum similarity is below a threshold, this topic is called as corpus-specific. We use Equation 4 to compute the similarity between two topics t_i and t_j as $Sim(t_i, t_j)$.

Since Lau’s method is computationally expensive to run over the whole vocabulary, we run it only for those candidate words, which were flagged by Mitra’s method. We then use a threshold to select only those topics which have low similarity to all the topics in the other corpus. We use 0.35 as the threshold for all the 4 cases except for news-specific senses in 2006-2008, where a threshold of 0.2 was used. The number of candidate corpus-specific senses thus obtained are shown in Table 3. Note that a word may have multiple corpus-specific senses.

Table 3: Number of candidate words using Lau’s method.

	1987-1995	2006-2008
Books	6478	4339
Newspapers	23587	1944

Figure 2(e,f) illustrates the two different word clusters of the word ‘lime’ - one specific to the books corpus and another specific to the newspaper corpus, as obtained by applying their method. The book-specific sense corresponds to ‘mineral and industrial forms of calcium oxide’. The news-specific sense, on the other hand, is related to ‘lemon, lime juice’.

5 Evaluation Framework and Results

In this section, we discuss our framework for evaluating the candidate corpus-specific senses obtained from the three methods. We perform manual evaluations using an online survey⁴ among ~ 27 agreed participants (students, researchers, professors, technical persons) with age between 18-34 years. We randomly selected 60 candidate corpus-specific senses (combining both corpora sources) from each of the three methods (roughly 30 words from each time period). Each participant was given a set of 20 candidate words to evaluate; thus each candidate sense was evaluated by 3 different annotators. In the survey, the candidate word was provided with its corpus-specific sense cluster (represented by word-clouds of the words in the cluster) and all the sense clusters in the other corpus.

Questions to the participants: The participants were asked two questions. First, *whether the can-*

didate corpus-specific sense cluster is a good representative sense of the target word? and second, *whether the sense represented by the corpus-specific cluster is different from all the senses of the word in the other corpus?* The participants could answer the first question as ‘Yes’ or ‘No’ and this response was taken as a measure of “sense representation” accuracy of the underlying scheme. If this answer is ‘No’, the answer to the second response was set as ‘NA’. If this answer is ‘Yes’, they would answer the second question as ‘Yes’ or ‘No’, which was taken as a measure of “discriminative sense detection” accuracy of the underlying method for comparing the senses across the two corpora. The overall confidence of a method was obtained by combining the two responses, i.e., whether both the responses are ‘Yes’. The accuracy values are computed using *majority voting*, where we take the output as ‘Yes’ if majority of the responses are in agreement with the system and *average accuracy*, where we find the fraction of responses that are in agreement with the system. Since each case is evaluated by 3 participants, micro- and macro-averages will be similar.

Accuracy results: Table 4 shows the accuracy figures for the underlying methods. Mitra’s and McCarthy’s methods perform better for sense representation, and Mitra’s method performs very well for discriminative sense detection. For discriminative sense detection, there were a few undecided cases⁵. As per overall confidence, we observe that McCarthy’s method performs the best. Note that the number of candidate senses returned by McCarthy were much less in comparison to the other methods. Mitra’s method performs comparably for both the time periods, while Lau’s method performs comparably only for 2006-2008.

Inter-annotator agreement: The inter-annotator agreement for the three methods using Fleiss’ kappa is shown in Table 6. We see that the inter-annotator agreement for Question 2 is much less in comparison to that for Question 1. This is quite natural since Question 2 is much more difficult to answer than Question 1 even for humans.

Comparison among methods: Further, we wanted to check the relative performance of the three approaches on a common set of words. Mc-

⁴<http://tinyurl.com/zd2hmf>

⁵This happens when one of the three annotators responded the first question as ‘No’, thus leaving only two valid responses for the second question. If both responses do not match, majority voting will remain undecided.

Table 4: Accuracy figures for the three methods from manual evaluation.

Method	Time-period	Sense Representation		Sense Discrimination			Overall Confidence	
		Majority voting	Average	Majority voting	Average	Undecided	Majority voting	Average
Lau	1987-1995	46.67%	60.0%	40.0%	61.82%	33.33%	30.0%	37.78%
	2006-2008	70.0%	67.78%	50.0%	63.93%	23.33%	43.33%	44.44%
McCarthy	1987-1995	76.67%	77.78%	66.67%	78.57%	20.0%	56.67%	61.11%
	2006-2008	66.67%	68.89%	53.33%	55.0%	6.67%	46.67%	48.89%
Mitra	1987-1995	75.0%	76.19%	73.91%	66.2%	17.86%	50.0%	50.0%
	2006-2008	87.5%	80.21%	60.0%	57.47%	6.25%	44.79%	46.88%

Table 5: Comparison of accuracy figures for 30 overlap words between Lau and Mitra.

Method	Sense Representation		Sense Discrimination			Overall Confidence	
	Majority voting	Average	Majority voting	Average	Undecided	Majority voting	Average
Lau	50.0%	53.33%	65.38%	55.56%	13.33%	26.67%	26.67%
Mitra	90.0%	84.44%	50.0%	48.89%	13.33%	41.11%	43.33%

Table 6: Fleiss' kappa for the three methods

	Lau	McCarthy	Mitra
Question 1	0.40	0.31	0.41
Question 2	0.19	0.12	0.12

Carthy's output did not have any overlap with the other methods but for Lau and Mitra, among the words selected for manual evaluation, 30 words were common. We show the comparison results in Table 5. While Lau performs better on discriminative sense detection accuracy, Mitra performs much better overall.

6 Discussion

In this section, we discuss the results further by analyzing some of the responses. In Table 7, we provide one example entry each for all the three possible responses for the three methods.

Lau's method: In Lau's method, consider the word 'navigation'. Its news-specific sense cluster corresponds to a device to accurately ascertaining one's position and planning and following a route. The sense clusters in books corpus relate to navigation as a passage for ships among other senses and are different from the news-specific sense. The participants accordingly evaluated it as a news-specific sense. For the word 'fencing', the book-specific cluster corresponds to the sense of fencing as a sports in which participants fight with swords under some rules. We can see that the first sense cluster from news corpus has a similar sense and accordingly, it was not judged as a corpus-specific sense. Finally, the book-specific cluster of 'stalemate' does not denote any coherent sense, as also judged by the evaluators.

McCarthy's method: In McCarthy's method,

consider the word 'pisces'. The book-specific cluster corresponds to the 12th sign of the zodiac in astrology. None of the clusters in the news corpus denote this sense and it was evaluated as book-specific. For the word 'filibuster', the news-specific sense corresponds to an adventurer in a private military action in a foreign country. We can see that the cluster in the other corpus has the same sense and was not judged as corpus-specific. The news-specific sense cluster for the word 'agora' does not correspond to any coherent sense of the word and was accordingly judged.

Mitra's method: Finally, coming to Mitra's method, consider the word 'chain'. Its news-specific cluster corresponds to the sense of a series of establishments, such as stores, theaters, or hotels, under a common ownership or management. The sense clusters in books corpus, on the other hand, relate to chemical bonds, series of links of metals, polymers, etc. Thus, this sense of 'chain' was evaluated as news-specific. Take the word 'divider'. Its book-specific cluster corresponds to an electrical device used for various measurements. We can see that some of the clusters in the news corpus also have a similar sense (e.g., 'pulses, amplifiers, proportional, pulse, signal, frequencies, amplifier, voltage'). Thus, this particular sense of 'divider' was not judged as a corpus-specific sense. Finally, the news-specific cluster of the word 'explanations' does not look very coherent and was judged as not representing a sense of explanations.

In general, corpus-specific senses, such as 'navigation' as 'gps, device, software' being news-specific, 'pisces' as '12th sign of the zodiac' being book-specific and 'chain' as 'series of establishment' being news-specific look quite sensible.

Table 7: Example cases from the evaluation: First column mentions the method name, which corpus-specific, time-period and the candidate word. Second column mentions the responses to the two questions. Corpus-specific sense cluster is shown in third column and fourth column shows the sense clusters in the other corpus, separated by ‘##’.

Description	Response	Corpus-specific sense cluster	Sense clusters in other corpus
Lau, News, 2006-2008, navigation	Yes, Yes	devices, gps, systems, company, mobile, portable, device, software, oriental, steam, co., peninsular, market, personal, products, ports, tomtom, car, digital, ...	company, river, commerce, steam, act, system, free, mississippi, ...## spend, academic, according, activities, age, area, artistic, athletic, ...## engaged, devoted, literary, agricultural, intellectual, devote, interest, occupied, ...## pleasures, nature, mind, literature, amusements, ...
Lau, Book, 2006-2008, fencing	Yes, No	riding, dancing, taught, exercises, boxing, drawing, horses, archery, study, horsemanship, music, swimming, wrestling, schools, ...	team, club, olympic, school, women, sport, sports, gold, ...## border, miles, barriers, build, billion, congress, bill, illegal, ...## security, wire, area, park, construction, fence, property, city, ...
Lau, Book, 1987-1995, stalemate	No, NA	york, break, hansen, south, front, hill, turned, bloody, north, western, provide, knopf, talbott, breaking, ...	political, government, minister, president, prime, opposition, coalition, aimed, ...## budget, house, congress, federal, tax, bush, white, senate, ...## war, military, ended, president, states, talks, peace, conflict, ...
McCarthy, Book, 2006-2008, pisces	Yes, Yes	scorpio, aquarius, libra, aries, sagittarius, leo, cancer, constellation, constellations, orion, capricornus, scorpius, perseus, uranus, pluto, auriga, andromeda, bootes, ophiuchus, ...	protocol, putt, shootings, aspect, golf, yes, relationships, onset, ...## tablets, economist, guides, realist, officer, attorney, trustees, chairmen, ...## hearings, bottom, peak, surface, floors, floor, walls, berm, ...
McCarthy, News, 2006-2008, filibuster	Yes, No	rebellion, insurgency, combat, decision, campaign, crackdown, determination, objections, crusade, amendments, offensive, wars, interference, assault, violation, battle, dishonesty, ...	pirates, raiders, invaders, adventurers, bandits, smugglers, freebooters, privateers, vikings, robbers, corsairs, outlaws, buccaneers, rebels, traders, marauders, tribesmen, brigands, slavers, insurgents, ...
McCarthy, News, 1987-1995, agora	No, NA	opinions, restriction, appetite, rubric, pandions, authorizations, nato, delegations, bannockburn, dm, ceding, resolve, industrialization, cry, miracle, gop, shortage, navy, yes, multimedia, ...	marketplace, plaza, courtyard, acropolis, stadium, precinct, sanctuary, pompeii, piazza, auditorium, temple, synagogues, basilica, synagogue, cemeteries, arena, gymnasium, palace, portico, amphitheatre, ...
Mitra, News, 2006-2008, chain	Yes, Yes	carrier, empire, business, retailer, bank, supplier, franchise, franchises, corporation, firms, brands, distributor, firm, seller, group, organization, lender, conglomerate, provider, businesses, manufacturer, giant, company, ...	fiber, filament, polymer, hydrocarbon, ...## network, mesh, lattice, ...## ladder, hierarchy, ...## subunit, molecules, protein, macromolecules, molecule, subunits, receptor, chains, ...## bracelet, necklaces, earrings, brooch, necklace, bracelets, pendant, rosary, ...## pin, knot, noose, girdle, knob, scarf, leash, pulley, ...## bond, bonds, ...## never, still, fast, ...## non, ...## proton, ...## test, four, per, triple, ten, multi, two, square ...## air, neck, computer, under, cigar, bank, load, pressure, ...
Mitra, Book, 1987-1995, divider	Yes, No	potentiometer, voltmeter, oscilloscope, converters, oscillator, connector, amplifier, filtering, coupler, filter, microphone, accelerator, reflector, relay, signal, probe, regulator, preamplifier, oscillators, array, multiplier, ...	pulses, amplifiers, proportional, pulse, signal, frequencies, amplifier, voltage, ...## chip, circuits, circuitry, clock, arrays, ...## chambers, wall, junction, openings, barriers, dividers, semiconductor, wires, ...## below, level, above, deviation, ...## truck, planes, plane, van, motorists, lanes, ...## addresses, ...## along, gate, stone, gates, fence, ...## modes, widths, rotation, projection, form, densities, model ...
Mitra, News, 1987-1995, explanations	No, NA	way, qualities, phrases, indications, impression, manner, experience, wisdom, assumption, view, judgments, rumors, sentences, ...	causes, evidence, ...## theses, motivations, judgements, analyses, inferences, answers, definitions, predictions, ...## proxy, blame, accounting, reasons, accounting, blamed, remedies, compensates, ...

Table 8: Results for different thresholds of McCarthy’s method to make a total of 50 words. Each cell represents the total number of words (number of candidate words chosen for a threshold + number of candidate words from the previous thresholds = total number of candidate words) (overall confidence).

		Upper Threshold		
		0.45	0.40	0.35
Lower Threshold	0.05	69 (2) (50%)	105 (2 + (2)) (50%)	152 (2 + (4)) (33.33%)
	0.10	267 (6 + (2)) (62.5%)	406 (4 + (10)) (50.0%)	615 (6 + (16)) (45.45%)
	0.15	587 (10 + (8)) (66.67%)	891 (6 + (24)) (56.67%)	1442 (12 + (38)) (54.0%)

7 Parameter Tuning

To make our experiments more rigorous, we performed parameter tuning on Lau’s and McCarthy’s method to find the optimal accuracy value. We decided to select 50 words from each method to evaluate. 11 words out of these are from the time period 1987–1995 and the rest from the time period 2006–2008.

Lau’s method: For Lau’s method, the thresholds represent maximum similarity. So, a lower value will be more restrictive as compared to a higher value. We selected three thresholds (0.30, 0.35, 0.40) for Lau’s method for our experiment. Table 9 shows the total number of candidate words, words selected and average accuracy (overall con-

fidence) of each threshold. First, we randomly selected 0.26% words from the most restrictive threshold (i.e., 0.30). For the next threshold (0.35), since it contains all the words of the lower threshold (0.30), we randomly selected 0.26% words from the remaining 3715 words. We did the same for the threshold 0.40 again. Using the 50 words thus obtained, we performed the evaluation. We used the same evaluation method as outlined in Section 5.

McCarthy’s method: For McCarthy’s method, we have an upper and a lower threshold. A higher value for upper threshold and/or a lower value for lower threshold, would mean that it is more restrictive. Thus, a value of 0.45 for upper threshold and 0.05 for lower threshold would be the most

restrictive in our set of thresholds. The total number of words, the number of words selected for evaluation and overall confidence are shown in Table 8. We used the same technique as we applied for Lau’s method to evaluate a total of 50 words.

We can see that a higher value (less restrictive) of the threshold provides better results in case of Lau. For McCarthy, we infer that a higher value (more restrictive) of upper threshold and a higher value (less restrictive) of the lower threshold is optimal.

Table 9: Average accuracy for different threshold values in Lau’s method.

Threshold	0.30	0.35	0.40
Total Words	11537	15252	19745
Words Selected	30	9 + (30)	11 + (39)
Average	16.67%	28.2%	32.0 %

8 Conclusions and future work

To summarize, we adapted three different methods for novel and predominant sense detection to identify cross corpus-specific word senses. In particular, we used multi-stage filtering to restrict the candidate senses by Mitra’s method, used JS similarity across the sense clusters of two different corpora sources in Lau’s method and used thresholds on the normalized prevalence score as well as the concept of denoting sense cluster using the most contributing neighbors in McCarthy’s method. From the example cases, it is quite clear that after our adaptations, the outputs of the three proposed methods have very similar formats. Manual evaluation results were quite decent and in most of the cases, overall confidence in the methods was around 45–60%. There is certainly scope in future for using advanced methods for comparing sense clusters, which can improve the accuracy of discriminative sense detection by these algorithms. Further, it will also be interesting to look into novel ways of combining results from different approaches.

References

- [Jatowt and Duh2014] Adam Jatowt and Kevin Duh. 2014. A framework for analyzing semantic change of words across time. In *Proceedings of the Joint JCDL/TPDL Digital Libraries Conference*.
- [Kilgarriff2004] Adam Kilgarriff, Pavel Rychly, Pavel Smrz, David Tugwell. 2004. The sketch engine. In *Proceedings of EURALEX*, 105–116, Lorient, France.
- [Kilgarriff and Tugwell2001] Adam Kilgarriff, David Tugwell. 2001. Word sketch: Extraction and display of significant collocations for lexicography. In *proceedings of COLLOCATION: Computational Extraction, Analysis and Exploitation*, 32–38, Toulouse, France.
- [Lin1997] Andrs Kornai 1997. Zipf’s law outside the middle range Proc. Sixth Meeting on *Mathematics of Language*, Florida, USA pp. 347-356.
- [Dorow and Widdows2003] Beate Dorow and Dominic Widdows. 2003. Discovering corpus-specific word senses. In *Proceedings of the Tenth Conference on European Chapter of the Association for Computational Linguistics - Volume 2*, EACL ’03, pages 79–82, Stroudsburg, PA, USA. Association for Computational Linguistics.
- [Biemann2006] Chris Biemann. 2006. Chinese whispers - an efficient graph clustering algorithm and its application to natural language processing problems. In *proceedings of TextGraphs*, 73–80, New York City, NY, USA.
- [Biemann2011] Chris Biemann. 2011. *Structure Discovery in Natural Language*. Springer Heidelberg Dordrecht London New York. ISBN 978-3-642-25922-7.
- [Biemann and Riedl2013] Chris Biemann and Martin Riedl. 2013. Text: Now in 2D! A Framework for Lexical Expansion with Contextual Similarity. *Journal of Language Modelling*, 1(1), 55–95.
- [Fellbaum1998] Christiane Fellbaum (ed.) 1998. *WordNet: An Electronic Lexical Database* Cambridge, MA: MIT Press
- [Blei et al.2003] David M. Blei and Andrew Y. Ng and Michael I. Jordan and John Lafferty. 2003. Latent dirichlet allocation. *Journal of Machine Learning Research*, pages 993-1022.
- [Blei and Lafferty2006] David M. Blei and John D. Lafferty. 2006. Dynamic topic models. In *proceedings of ICML*, 113–120, Pittsburgh, Pennsylvania.
- [McCarthy et al.2004] Diana Mccarthy and Rob Koeling and Julie Weeds and John Carroll. 2004. Finding Predominant Word Senses in Untagged Text. In *Proceedings of the 42nd Annual Meeting of the Association for Computational Linguistics*, pages 280–287.
- [Schütze1998] Hinrich Schütze. 1998. Automatic word sense discrimination. *Computational Linguistics*, 24(1):97–123.
- [Lau et al.2012] Jey Han Lau, Paul Cook, Diana McCarthy, David Newman, and Timothy Baldwin. 2012. Word sense induction for novel sense detection. In *Proceedings of the 13th Conference of the European Chapter of the Association for Computational Linguistics*, EACL ’12, pages 591–601.
- [Lau et al.2014] Jey Han Lau, Paul Cook, Diana McCarthy, Spandana Gella and Timothy Baldwin 2014. Learning Word Sense Distributions, Detecting Unattested Senses and Identifying Novel Senses Using Topic Models. In *Proceedings of the 52nd Annual Meeting of the Association for Computational Linguistics (ACL 2014)*, Baltimore, USA.
- [Jones1986] Karen Spärk-Jones. 1986. *Synonymy and Semantic Classification*. Edinburgh University Press. ISBN 0-85224-517-3.
- [Erk et al.2010] Katrin Erk, Diana Mccarthy, Nicholas Gaylord. 2010. Investigations on word senses and word usages In *proceedings of ACL*, Suntec, Singapore
- [Gulordava and Baroni2011] Kristina Gulordava, Marco Baroni. 2011. A distributional similarity approach to the detection of semantic change in the Google Books Ngram corpus. In *proceedings of the workshop on Geometrical Models for Natural Language Semantics*, EMNLP 2011.
- [Lea and Mirella2016] Lea Frermann and Mirella Lapata 2016. A Bayesian Model of Diachronic Meaning Change.

- Transactions of the Association for Computational Linguistics 2016*, vol 4, (pp. 31-45)
- [Ide and Veronis1998] Nancy Ide, Jean Vronis. 1998. Introduction to the special issue on word sense disambiguation: The state of the art. *Computational Linguistics*, 24(1):1–40.
- [Tahmasebi et al.2011] Nina Tahmasebi, Thomas Risse, Stefan Dietze. 2011. Towards automatic language evolution tracking: a study on word sense tracking. In proceedings of *EvoDyn*, vol. 784, Bonn, Germany.
- [Pantel and Lin2011] Patrick Pantel and Dekang Lin. 2002. Discovering word senses from text *Proceedings of the eighth ACM SIGKDD international conference on Knowledge discovery and data mining*, pp 613-619, ACM.
- [Cook et al.2013] Paul Cook, Jey Han Lau, Michael Rundell, Diana Mccarthy, Timothy Baldwin. 2013. A lexicographic appraisal of an automatic approach for detecting new word senses. In proceedings of *eLex*, 49-65, Tallinn, Estonia.
- [Cook and Stevenson2010] Paul Cook, Suzanne Stevenson. 2010. Automatically Identifying Changes in the Semantic Orientation of Words. In proceedings of *LREC*, Valletta, Malta
- [Rychlý and Kilgarriff2007] Pavel Rychlý and Adam Kilgarriff. 2007. An efficient algorithm for building a distributional thesaurus (and other sketch engine developments). In proceedings of *ACL, poster and demo sessions*, 41–44, Prague, Czech Republic.
- [Pelevina2016] Pelevina Maria, Nikolay Arefyev, Chris Biemann, and Alexander Panchenko. 2016. Making sense of word embeddings. In *Proceedings of the 1st Workshop on Representation Learning for NLP*, pp. 174-183. Berlin, Germany
- [Navigli2009] Roberto Navigli. 2009. Word sense disambiguation: a survey. *ACM Computing Surveys*, 41(2):1–69.
- [Brody and Lapata2009] Samuel Brody and Mirella Lapata. 2009. Bayesian word sense induction. In *Proceedings of the 12th Conference of the European Chapter of the Association for Computational Linguistics*, EACL '09, pages 103–111, Stroudsburg, PA, USA. Association for Computational Linguistics.
- [Phani et al.2012] Shanta Phani, Shibamouli Lahiri, and Arindam Biswas. 2012. Culturomics on a bengali newspaper corpus. In *Proceedings of the 2012 International Conference on Asian Language Processing*, IALP '12, pages 237–240, Washington, DC, USA. IEEE Computer Society.
- [Mitra et al.2014] Sunny Mitra, Ritwik Mitra, Martin Riedl, Chris Biemann, Animesh Mukherjee and Pawan Goyal. 2014. That's sick dude!: Automatic identification of word sense change across different timescales. In proceedings of *ACL*, 1020–1029, Baltimore, USA.
- [Mitra et al.2015] Sunny Mitra, Ritwik Mitra, Suman Kalyan Maity, Martin Riedl, Chris Biemann, Pawan Goyal and Animesh Mukherjee. 2015. An automatic approach to identify word sense changes in text media across timescales. *JNLE Special issue on 'Graph methods for NLP'* (forthcoming).
- [Kulkarni et al.2015] Vivek Kulkarni, Rami Al-Rfou, Bryan Perozzi, and Steven Skiena. 2015. Statistically significant detection of linguistic change. *CoRR*, abs/1411.3315.
- [Yao and Van Durme2011] Xuchen Yao and Benjamin Van Durme. 2011. Nonparametric bayesian word sense induction. In *Proceedings of TextGraphs-6: Graph-based Methods for Natural Language Processing*, TextGraphs-6, pages 10–14, Stroudsburg, PA, USA.
- [Wang and McCallum2006] Xuerui Wang, Andrew McCallum. 2006. Topics over time: a non-Markov continuous-time model of topical trends. In proceedings of *KDD*, 424–433, Philadelphia, PA, USA.
- [Teh et al.2006] Yee Whye Teh and Michael I. Jordan and Matthew J. Beal and David M. Blei. 2006. Hierarchical dirichlet processes. *Journal of the American statistical association*, 101(476).
- [Goldberg and Orwant2013] Yoav Goldberg, Jon Orwant. 2013. A dataset of syntactic-ngrams over time from a very large corpus of English books. In proceedings of the *Joint Conference on Lexical and Computational Semantics (*SEM)*, 241–247, Atlanta, GA, USA.