

# Perceptual Compressive Sensing

Xuemei Xie\*, Jiang Du, Guangming Shi, Chenye Wang, Xun Xu  
School of Artificial Intelligence  
Xidian University

xmxie@mail.xidian.edu.cn

## Abstract

*This paper proposes perceptual compressive sensing. The network is composed of a fully convolutional measurement and reconstruction network. For the following contributions, the proposed framework is a breakthrough work. Firstly, the fully-convolutional network measures the full image which preserves structure information of the image and removes the block effect. Secondly, with the employment of perceptual loss, we no longer concentrate on the Euclidean distance of reconstruction. Instead, we just care about the perceptual invariance, which makes the reconstructed image obtain much semantic information. We call it semantics-oriented reconstruction. Experimental results show that the proposed framework outperforms the existing state-of-the-art methods.*

## 1. Introduction

Compressive sensing (CS) theory provides an idea to reconstruct signals with high probability, although signals are subsampled under Nyquist rates, with the assumption that they are sparse in a certain domain. The CNN-based methods [6, 10, 11, 14, 8, 15] learning a nonlinear mapping function that fast reconstruct the CS image instead of the optimization process by conventional methods using iterative algorithms [1, 2]. Newly proposed adaptive measurement methods [11, 14, 8] are used to acquire the measurement signals adaptively according to their natural characters. This makes retaining more information and achieving better reconstruction results. However, all these improvements in CS use the per-pixel loss while measuring the similarity of the reconstructed images and the ground-truth images, which ignores the perceptual information.

In this paper, we propose a perceptual compressive sensing network. The framework of the proposed network is shown in Fig. 1. By introducing a convolutional layer, the full image is measured directly. Different from the block-wise operation, adopted in all the methods existing in CS reconstruction task, the proposed method retains the struc-

ture information of the image. Instead of using the per-pixel loss, we reconstruct images from the feature domain to capture the perceptual information. This makes it possible for the network to learn the semantic information from natural images. Experiments show that the CS image can be reconstructed in the feature of interests with the guiding of semantics-oriented learning.

The organization of this paper is as follows. Related works are introduced in Section 2. In Section 3, we present the main technical design of the proposed fully convolutional neural network with perceptual loss of full image. We present the experimental results in Section 4. Finally, we draw the conclusion and further work in Section 5.

## 2. Related work

**CNN-based CS** With the development of deep learning technology, convolutional neural network is widely applied to data-driven compressive sensing problem in recent years. ReconNet [6] firstly proposes the approach of using a deep neural network for compressive sensing reconstruction. DR<sup>2</sup>-Net [15] gives an improvement of an alternative selection of the reconstruction network, where the number of residual blocks is adjustable. Baraniuk et al [11] proposes DeepCodec, where the measurement network is adaptive, which breaks the limitation of using Gaussian random measurement network. Adp-Rec [14] combines the advantage of adaptive measurement and deep learning based reconstruction, with jointly training of the whole framework, which is a breakthrough work. In terms of loss function, most of the related works focus on pixel-wise loss, while new ReconNet also apply adversarial loss to restrain blurry effects to some degree.

**Perceptual loss function** Many classic image reconstruction tasks employ the per-pixel loss to measure the difference between the output and the ground-truth images. These per-pixel loss are sensitive to the images offset since they do not capture the perceptual differences between the images to be measured. Recent works have shown that considering the perceptual differences extracted from a classi-

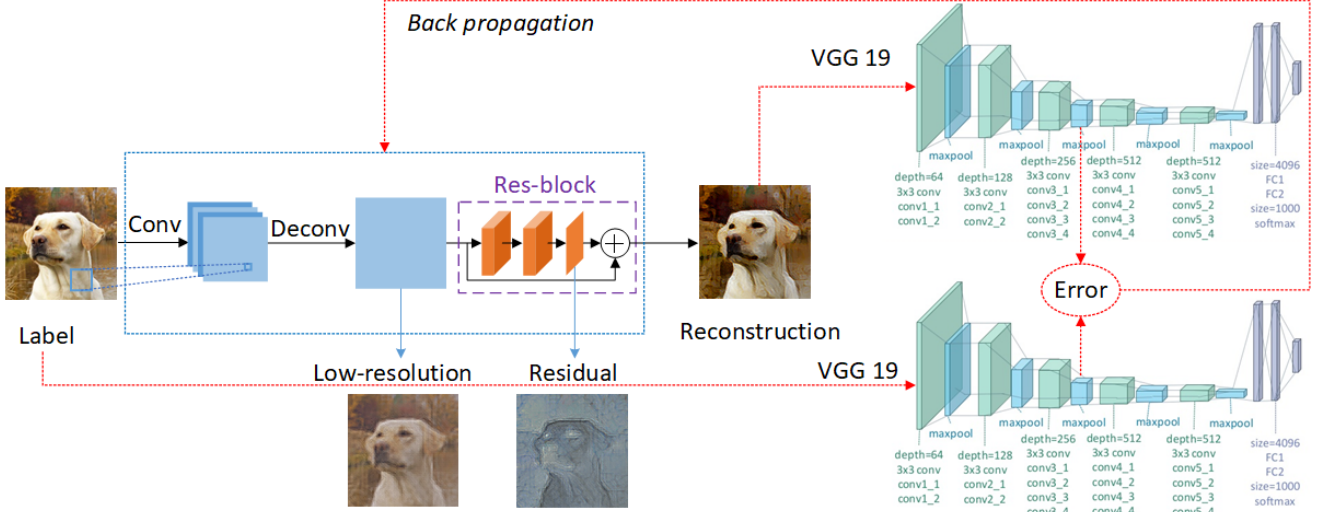


Figure 1. The framework of perceptual compressive sensing

fication network can reconstruct higher quality images than per-pixel differences. Mahendran *et al.* [9] use a feature reconstruction loss to invert features from different layers of convolutional network, in order to understand the internal representation in CNN. In the work of Johnson *et al.* [5], they apply perceptual loss with VGG-16 network [12] to style transfer and super-resolution tasks. It can reconstruct the image with high-level semantic information. Thus, their task of style transfer can manage to totally modify the style (especially the detailed texture) without dropping the objects on the content image.

### 3. Perceptual compressive sensing network

In this section, we mainly introduce the architecture of proposed fully convolutional compressive sensing image reconstruction network with perceptual loss for full image. The framework is shown in Fig. 1. It consists of two parts: convolutional measurement network and perceptual reconstruction network.

#### 3.1. Convolutional measurement network

Existing methods of compressive sensing always process the image by dividing it into blocks, where the block is reshaped into column vector [3]. However, this will break the structure information of the image. For an improvement, we propose a new architecture.

In the compressive sensing network, the first convolution layer is the measurement network, which is just a simple production operation. Then, as a parallel structure, a deconvolution layer is here to recover the measurements to a low-resolution image of the original size. After that, a residual network composed of three convolution layers is used here to generate a high-resolution image from the low-resolution

one.

**Fully convolutional architecture** In the proposed framework, an adaptive convolution measurement is employed to measure the full image. The feature map can preserve the correspondence among pixels (instead of reshaping into column vector). Thus, the block effect is removed due to the overlapped convolutional measurement. As a symmetry, a deconvolution layer is right after the measurement to recover the dimension of the feature map.

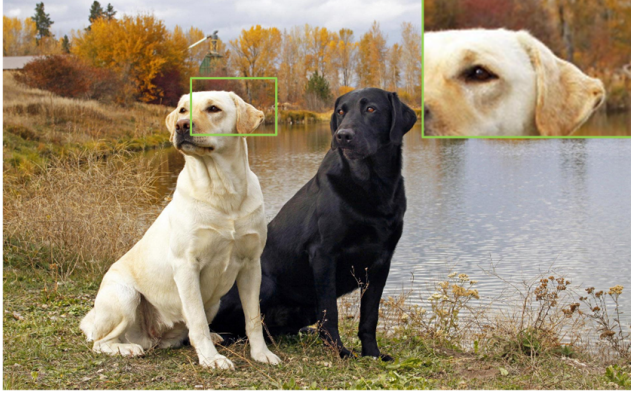
**Residual reconstruction network** Although the convolution and deconvolution layer can reconstruct the image, for better accuracy, we enhance the proposed framework with a residual network. Since batch normalization would get rid of range flexibility from networks [7], we remove the batch normalization layer in the residual network. In detail, we just add one residual block and it works well, as is shown in Fig. 1. With the application of residual network, the performance of the proposed framework is greatly enhanced.

#### 3.2. Perceptual reconstruction network


**Perceptual loss** In prior works of CNN-based compressive sensing, the loss function is usually defined with pixel-wise loss:

$$\ell_{pixel}(\hat{y}, y) = \|\hat{y} - y\|_2^2 \quad (1)$$


However, when it comes to the low measurement rate, the reconstructed image is blurry. This is because pixel-wise loss will force the image to have the minimized average Euclidean distance between the reconstruction and the label, where more smooth texture of the image has better




(a) Original



(b) MSE



(c) Proposed (VGG 2.2)



(d) Proposed (VGG 3.4)

Figure 2. The framework of perceptual compressive sensing.

opportunity. Actually, when applying compressive sensing at an extremely low measurement rate, we do not care much about the detailed texture of it. Correspondingly, we will emphasize the importance of the structural information. Considering the current popular classification network works by exerting the features in an image, we transfer this advantage to our proposed method. Thus, we apply the perceptual loss. A typical kind of perceptual loss is the feature loss. The feature loss is defined with the Euclidean distance of the pre-trained VGG-19 network [12] between the feature maps of Res-Net output and label:

$$\ell_{feat}^{\phi,j}(\hat{y}, y) = \|\phi_j(\hat{y}) - \phi_j(y)\|_2^2 \quad (2)$$

where  $\phi_j(y)$  denotes the feature map of the  $j$ -th layer with the input image  $y$ . In practical, we usually use VGG 2.2 or VGG 3.4 (actually pooling 2 or pooling 3) to define the loss function. We do not apply perceptual loss of very high level because in terms of compressive sensing, higher level drops too much information that it is hardly possible to inverse, even if pre-trained.

When different scale of feature map in VGG-19 is set as the perceptual loss, we can compare the results on the

test image. Here we take the image dog as an example. In Fig. 3, (a) is the original image. (b), (c) and (d) are respectively the reconstruction result of compressive sensing with MSE loss, VGG 2.2 loss, and VGG 3.4 loss. In the original image, there is an eyeball in the dogs eye as is shown in the bounding box. Then, we apply measurement rate at 1%. With MSE loss, the reconstruction result has the highest PSNR value, but in terms of visual effects, it is obviously blurry. However, with perceptual loss, we surprisingly find that the structure information is emphasized while detailed texture is ignored.

With the application of VGG-19 as the perceptual loss, the proposed network can reconstruct the image with the pruning the network.

## 4. Experiments

In this section, we conduct the experiments on both MSE loss and perceptual loss with fully convolutional neural network for compressive sensing problem. In addition, the proposed framework is applied to hardware.






(a) Original



(b) MSE



(c) Proposed (VGG 2.2)



(d) Proposed (VGG 3\_4)

Figure 3. Experimental results of image ‘buildings’ with different methods with MR=0.04

**Software simulation** We use the caffe framework [4] for training the network and MATLAB for testing. Our computer is equipped with Intel Core i7-6700K CPU with frequency of 4.0GHz, 4 NVIDIA GeForce GTX Titan V GPUs, 128 GB RAM, and the framework runs on the Ubuntu 16.04 operating system. The training dataset consists of 800 pieces of 256256 size images down sampled and cut from 800 images in DIV2K dataset [13].


The experimental results of the proposed method compared to existing compressive sensing network are shown in Fig. 3.

From Fig. 3, we can see that when the MR is set to 0.04, compressive sensing with MSE loss gives a blurry reconstruction result, where the structure of the image can hardly be recognized. For example, the windows of the building are totally blurry and it is hard to count it. With the application of perceptual loss, more structural information can be reconstructed at the same MR. Higher level of VGG loss implies higher level of perception. As is shown in Fig. 3(d), the broader of the windows is more clear and we can easily count them. Moreover, the visual effect is more pleasant when it comes to higher level of perceptual loss. The hardware framework is shown in Fig. 6. Similar to prior work ReconNet, we use an imaging arm to capture the light to the measuring device. Instead of discrete micro-mirror device

(DMD), which is a binary instrument, we apply spatial light modulators (SLM) to measure and the convolutional kernel is applied onboard. We use time-multiplexed method to change the kernel. Considering the value of weights in convolution layer can be either positive and negative, we measure one kernel twice: Firstly the negative value (with a inverter for symbol and a delay unit for synchronization) and secondly the positive ones. Then, an amplifier is used to sum up the values as the measurement. After that, FPGA is used to calculate the forward propagation of the network.

## 5. Conclusion


In this paper, we propose a state-of-the-art framework of perceptual compressive sensing. We apply perceptual loss on full image for compressive sensing with pruned loss network. This is the first time of trial in this field, which may open a door towards alternative to compressive sensing with semantic reconstruction. In addition, an improved hardware framework is proposed for better accuracy. In the future, we will apply this technology to real-time perceptual video compressive sensing and semantic communication.



(a) Original (b) ReconNet [6] (18.93dB)



(c) Adp-Rec [14] (21.67dB) (d) Proposed MSE(22.49dB)




(e) Proposed VGG2.2 (19.38dB) (f) Proposed VGG3.4 (18.07dB)


Figure 4. The reconstruction results of boats at measurement rate 1%.



(a) Original (b) ReconNet (18.19dB)



(c)  $DR^2$  [15] (18.93dB) (d) Proposed MSE(22.52dB)



(e) Proposed VGG2.2 (18.25dB) (f) Proposed VGG3.4 (16.35dB)

Figure 5. The reconstruction results of Monarch at measurement rate 4%.

## References

- [1] E. J. Candes and T. Tao. Decoding by linear programming. *IEEE Trans. Inform. Theory*, 51(12):4203–4215, 2005.
- [2] M. A. Figueiredo, R. D. Nowak, and S. J. Wright. Gradient projection for sparse reconstruction: Application to compressed sensing and other inverse problems. *IEEE J. Sel. Top. Sign. Proces.*, 1(4):586–597, 2007.
- [3] K. He, G. Gkioxari, P. Dollár, and R. Girshick. Mask r-cnn. In *IEEE International Conference on Computer Vision*, 2017.
- [4] Y. Jia, E. Shelhamer, J. Donahue, S. Karayev, J. Long, R. Girshick, S. Guadarrama, and T. Darrell. Caffe: Convolutional architecture for fast feature embedding. In *ACM International Conference on Multimedia*, pages 675–678, 2014.
- [5] J. Johnson, A. Alahi, and L. Fei-Fei. Perceptual losses for real-time style transfer and super-resolution. In *European Conference on Computer Vision*, pages 694–711. Springer, 2016.

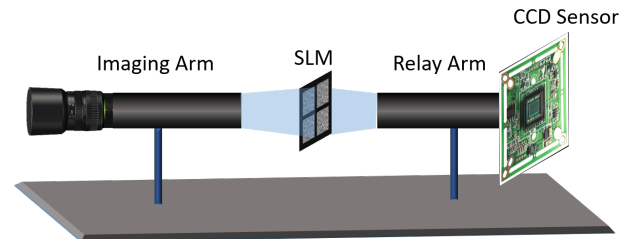


Figure 6. Hardware application

- [6] K. Kulkarni, S. Lohit, P. Turaga, R. Kerviche, and A. Ashok. Reconnet: Non-iterative reconstruction of images from compressively sensed measurements. In *Proceedings of the IEEE Conference on Computer Vision and Pattern Recognition*, pages 449–458, 2016.
- [7] B. Lim, S. Son, H. Kim, S. Nah, and K. M. Lee. Enhanced deep residual networks for single image super-resolution. In *IEEE Conference on Computer Vision and Pattern Recognition*,

- tion Workshops, 2017.
- [8] S. Lohit, K. Kulkarni, R. Kerviche, P. Turaga, and A. Ashok. Convolutional neural networks for non-iterative reconstruction of compressively sensed images. In *arXiv preprint arXiv:1708.04669*, 2017.
  - [9] A. Mahendran and A. Vedaldi. Understanding deep image representations by inverting them. In *Proceedings of the IEEE conference on computer vision and pattern recognition*, pages 5188–5196, 2015.
  - [10] A. Mousavi and R. G. Baraniuk. Learning to invert: Signal recovery via deep convolutional networks. In *IEEE International Conference on Acoustics, Speech and Signal Processing*, pages 2272–2276, 2017.
  - [11] A. Mousavi, G. Dasarathy, and R. G. Baraniuk. Deepcodec: Adaptive sensing and recovery via deep convolutional neural networks. In *arXiv preprint arXiv:1707.03386*, 2017.
  - [12] K. Simonyan and A. Zisserman. Very deep convolutional networks for large-scale image recognition. *arXiv preprint arXiv:1409.1556*, 2014.
  - [13] R. Timofte, E. Agustsson, L. Van Gool, M.-H. Yang, L. Zhang, B. Lim, S. Son, H. Kim, S. Nah, K. M. Lee, et al. Ntire 2017 challenge on single image super-resolution: Methods and results. In *IEEE Conference on Computer Vision and Pattern Recognition Workshops*, pages 1110–1121, 2017.
  - [14] X. Xie, Y. Wang, G. Shi, C. Wang, J. Du, and X. Han. Adaptive measurement network for cs image reconstruction. In *China Conference on Computer Vision*, 2017.
  - [15] H. Yao, F. Dai, D. Zhang, Y. Ma, S. Zhang, and Y. Zhang. DR<sup>2</sup>-net: Deep residual reconstruction network for image compressive sensing. In *arXiv preprint arXiv:1702.05743*, 2017.