

biased analysis. For example, *adversarial training* is a commonly used technique for improving the robustness of a neural network, accomplished by generating adversarial examples and retraining the network with corrected labels. However, while such an adversarially trained network is made robust to attacks used to craft adversarial examples for training, it can still be vulnerable to unseen attacks.

Motivated by the evaluation criterion for assessing the quality of text and image generation that is completely independent of the underlying generative processes, such as the BLEU score for texts (Papineni et al., 2002) and the INCEPTION score for images (Salimans et al., 2016), we aim to propose a comprehensive and attack-agnostic robustness metric for neural networks. Stemming from a perturbation analysis of an arbitrary neural network classifier, we derive a universal lower bound on the minimal distortion required to craft an adversarial example from an original one, where the lower bound applies to any attack algorithm and any ℓ_p norm for $p \geq 1$. We show that this lower bound associates with the maximum norm of the local gradients with respect to the original example, and therefore robustness evaluation becomes a local Lipschitz constant estimation problem. To efficiently and reliably estimate the local Lipschitz constant, we propose to use *extreme value theory* (De Haan & Ferreira, 2007) for robustness evaluation. In this context, the extreme value corresponds to the local Lipschitz constant of our interest, which can be inferred by a set of independently and identically sampled local gradients. With the aid of extreme value theory, we propose a robustness metric called CLEVER, which is short for **Cross Lipschitz Extreme Value for nEtwork Robustness**. We note that CLEVER is an attack-independent robustness metric that applies to any neural network classifier. In contrast, the robustness metric proposed in Hein & Andriushchenko (2017), albeit attack-agnostic, only applies to a neural network classifier with one hidden layer.

We highlight the main contributions of this paper as follows:

- We propose a novel robustness metric called CLEVER, which is short for **Cross Lipschitz Extreme Value for nEtwork Robustness**. To the best of our knowledge, CLEVER is the first robustness metric that is attack-independent and can be applied to any arbitrary neural network classifier and scales to large networks for ImageNet.
- The proposed CLEVER score is well supported by our theoretical analysis on formal robustness guarantees and the use of extreme value theory. Our robustness analysis extends the results in Hein & Andriushchenko (2017) from continuously differentiable functions to a special class of non-differentiable functions – neural+ networks with ReLU activations.
- We corroborate the effectiveness of CLEVER by conducting experiments on state-of-the-art models for ImageNet, including ResNet (He et al., 2016), Inception-v3 (Szegedy et al., 2016) and MobileNet (Howard et al., 2017). We also use CLEVER to investigate defended networks against adversarial examples, including the use of defensive distillation (Papernot et al., 2016) and bounded ReLU (Zantedeschi et al., 2017). Experimental results show that our CLEVER score well aligns with the attack-specific robustness indicated by the ℓ_2 and ℓ_∞ distortions of adversarial examples.

2 BACKGROUND AND RELATED WORK

2.1 ATTACKING NEURAL NETWORKS USING ADVERSARIAL EXAMPLES

One of the most popular formulations found in literature for crafting adversarial examples to mislead a neural network is to formulate it as a minimization problem, where the variable $\delta \in \mathbb{R}^d$ to be optimized refers to the perturbation to the original example, and the objective function takes into account unsuccessful adversarial perturbations as well as a specific norm on δ for assuring similarity. For instance, the success of adversarial examples can be evaluated by their cross-entropy loss (Szegedy et al., 2013; Goodfellow et al., 2015) or model prediction (Carlini & Wagner, 2017b). The norm constraint on δ can be implemented in a clipping manner (Kurakin et al., 2016b) or treated as a penalty function (Carlini & Wagner, 2017b). The ℓ_p norm of δ , defined as $\|\delta\|_p = (\sum_{i=1}^d |\delta_i|^p)^{1/p}$ for any $p \geq 1$, is often used for crafting adversarial examples. In particular, when $p = \infty$, $\|\delta\|_\infty = \max_{i \in \{1, \dots, d\}} |\delta_i|$ measures the maximal variation among all dimensions in δ . When $p = 2$, $\|\delta\|_2$ becomes the Euclidean norm of δ . When $p = 1$, $\|\delta\|_1 = \sum_{i=1}^d |\delta_i|$ measures the total variation of δ . The state-of-the-art attack methods for ℓ_∞ , ℓ_2 and ℓ_1 norms are the iterative fast gradient sign method (I-FGSM) (Goodfellow et al., 2015; Kurakin et al., 2016b), Carlini and Wagner’s attack (CW attack) (Carlini & Wagner, 2017b), and elastic-net attacks to deep neural networks (EAD) (Chen et al., 2017b), respectively. These attacks fall into the category of *white-box* attacks since the network model is assumed to be transparent to an attacker. Adversarial examples

can also be crafted from a *black-box* network model using an ensemble approach (Liu et al., 2016), training a substitute model (Papernot et al., 2017), or employing zeroth-order optimization based attacks (Chen et al., 2017c).

2.2 EXISTING DEFENSE METHODS

Since the discovery of vulnerability to adversarial examples (Szegedy et al., 2013), various defense methods have been proposed to improve the robustness of neural networks. The rationale for defense is to make a neural network more resilient to adversarial perturbations, while ensuring the resulting defended model still attains similar test accuracy as the original undefended network. Papernot et al. proposed *defensive distillation* (Papernot et al., 2016), which uses the distillation technique (Hinton et al., 2015) and a modified softmax function at the final layer to retrain the network parameters with the prediction probabilities (i.e., soft labels) from the original network. Zantedeschi et al. (2017) showed that by changing the ReLU function to a bounded ReLU function, a neural network can be made more resilient. Another popular defense approach is *adversarial training*, which generates and augments adversarial examples with the original training data during the network training stage. On MNIST, the adversarially trained model proposed by Madry et al. (2017) can successfully defend a majority of adversarial examples at the price of increased network capacity. *Model ensemble* has also been discussed to increase the robustness to adversarial examples (Tramèr et al., 2017; Liu et al., 2017). In addition, *detection* methods such as feature squeezing (Xu et al., 2017) and example reforming (Meng & Chen, 2017) can also be used to identify adversarial examples. However, the CW attack is shown to be able to bypass 10 different detection methods (Carlini & Wagner, 2017a). In this paper, we focus on evaluating the intrinsic robustness of a neural network model to adversarial examples. The effect of detection methods is beyond our scope.

2.3 THEORETICAL ROBUSTNESS GUARANTEES FOR NEURAL NETWORKS

Szegedy et al. (2013) compute global Lipschitz constant for each layer and use their product to explain the robustness issue in neural networks, but the global Lipschitz constant often gives a very loose bound. Hein & Andriushchenko (2017) gave a robustness lower bound using a local Lipschitz continuous condition and derived a closed-form bound for a multi-layer perceptron (MLP) with a single hidden layer and softplus activation. Nevertheless, a closed-form bound is hard to derive for a neural network with more than one hidden layer. Wang et al. (2016) utilized terminologies from topology to study robustness. However, no robustness bounds or estimates were provided for neural networks. On the other hand, works done by Ehlers (2017); Katz et al. (2017a;b); Huang et al. (2017) focus on formally verifying the viability of certain properties in neural networks for any possible input, and transform this formal verification problem into satisfiability modulo theory (SMT) and large-scale linear programming (LP) problems. These SMT or LP based approaches have high computational complexity and are only plausible for very small networks.

Intuitively, we can use the distortion of adversarial examples found by a certain attack algorithm as a robustness metric. For example, Bastani et al. (2016) proposed a linear programming (LP) formulation to find adversarial examples and use the distortions as the robustness metric. They observe that the LP formulation can find adversarial examples with smaller distortions than other gradient-based attacks like L-BFGS (Szegedy et al., 2013). However, the distortion found by these algorithms is an *upper bound* of the true minimum distortion and depends on specific attack algorithms. These methods differ from our proposed robustness measure CLEVER, because CLEVER is an estimation of the *lower bound* of the minimum distortion and is *independent* of attack algorithms. Additionally, unlike LP-based approaches which are impractical for large networks, CLEVER is computationally feasible for large networks like Inception-v3. The concept of minimum distortion and upper/lower bound will be formally defined in Section 3.

3 ANALYSIS OF FORMAL ROBUSTNESS GUARANTEES FOR A CLASSIFIER

In this section, we provide formal robustness guarantees of a classifier in Theorem 3.2. Our robustness guarantees are general since they only require a mild assumption on Lipschitz continuity of the classification function. For differentiable classification functions, our results are consistent with the main theorem in (Hein & Andriushchenko, 2017) but are obtained by a much simpler and more

Table 1: Table of Notation

Notation	Definition	Notation	Definition
d	dimensionality of the input vector	$\Delta_{p,\min}$	minimum ℓ_p distortion of \mathbf{x}_0
K	number of output classes	β_L	lower bound of minimum distortion
$f : \mathbb{R}^d \rightarrow \mathbb{R}^K$	neural network classifier	β_U	upper bound of minimum distortion
$\mathbf{x}_0 \in \mathbb{R}^d$	original input vector	L_q^j	Lipschitz constant
$\mathbf{x}_a \in \mathbb{R}^d$	adversarial example	L_{q,\mathbf{x}_0}^j	local Lipschitz constant
$\boldsymbol{\delta} \in \mathbb{R}^d$	distortion $:= \mathbf{x}_a - \mathbf{x}_0$	$B_p(\mathbf{x}_0, R)$	hyper-ball with center \mathbf{x}_0 and radius R
$\ \boldsymbol{\delta}\ _p$	ℓ_p norm of distortion, $p \geq 1$	CDF	cumulative distribution function

intuitive manner¹. Furthermore, our robustness analysis can be easily extended to non-differentiable classification functions (e.g. neural networks with ReLU) as in Lemma 3.3, whereas the analysis in Hein & Andriushchenko (2017) is restricted to differentiable functions. Specifically, Corollary 3.2.1 shows that the robustness analysis in (Hein & Andriushchenko, 2017) is in fact a special case of our analysis. We start our analysis by defining the notion of adversarial examples, minimum ℓ_p distortions, and lower/upper bounds. All the notations are summarized in Table 1.

Definition 3.1 (perturbed example and adversarial example). Let $\mathbf{x}_0 \in \mathbb{R}^d$ be an input vector of a K -class classification function $f : \mathbb{R}^d \rightarrow \mathbb{R}^K$ and the prediction is given as $c(\mathbf{x}_0) = \operatorname{argmax}_{1 \leq i \leq K} f_i(\mathbf{x}_0)$. Given \mathbf{x}_0 , we say \mathbf{x}_a is a *perturbed example* of \mathbf{x}_0 with noise $\boldsymbol{\delta} \in \mathbb{R}^d$ and ℓ_p -distortion Δ_p if $\mathbf{x}_a = \mathbf{x}_0 + \boldsymbol{\delta}$ and $\Delta_p = \|\boldsymbol{\delta}\|_p$. An *adversarial example* is a perturbed example \mathbf{x}_a that changes $c(\mathbf{x}_0)$. A successful *untargeted attack* is to find a \mathbf{x}_a such that $c(\mathbf{x}_a) \neq c(\mathbf{x}_0)$ while a successful *targeted attack* is to find a \mathbf{x}_a such that $c(\mathbf{x}_a) = t$ given a target class $t \neq c(\mathbf{x}_0)$.

Definition 3.2 (minimum adversarial distortion $\Delta_{p,\min}$). Given an input vector \mathbf{x}_0 of a classifier f , the *minimum* ℓ_p adversarial distortion of \mathbf{x}_0 , denoted as $\Delta_{p,\min}$, is defined as the smallest Δ_p over all adversarial examples of \mathbf{x}_0 .

Definition 3.3 (lower bound of $\Delta_{p,\min}$). Suppose $\Delta_{p,\min}$ is the minimum adversarial distortion of \mathbf{x}_0 . A lower bound of $\Delta_{p,\min}$, denoted by β_L where $\beta_L \leq \Delta_{p,\min}$, is defined such that any perturbed examples of \mathbf{x}_0 with $\|\boldsymbol{\delta}\|_p \leq \beta_L$ are not adversarial examples.

Definition 3.4 (upper bound of $\Delta_{p,\min}$). Suppose $\Delta_{p,\min}$ is the minimum adversarial distortion of \mathbf{x}_0 . An upper bound of $\Delta_{p,\min}$, denoted by β_U where $\beta_U \geq \Delta_{p,\min}$, is defined such that there exists an adversarial example of \mathbf{x}_0 with $\|\boldsymbol{\delta}\|_p \geq \beta_U$.

The lower and upper bounds are instance-specific because they depend on the input \mathbf{x}_0 . While β_U can be easily given by finding an adversarial example of \mathbf{x}_0 using any attack method, β_L is not easy to find. β_L guarantees that the classifier is robust to any perturbations with $\|\boldsymbol{\delta}\|_p \leq \beta_L$, certifying the robustness of the classifier. Below we show how to derive a formal robustness guarantee of a classifier with Lipschitz continuity assumption. Specifically, our analysis obtains a lower bound of ℓ_p minimum adversarial distortion $\beta_L = \min_{j \neq c} \frac{f_c(\mathbf{x}_0) - f_j(\mathbf{x}_0)}{L_q^j}$.

Lemma 3.1 (Lipschitz continuity and its relationship with gradient norm (Paulavičius & Žilinskas, 2006)). Let $S \subset \mathbb{R}^d$ be a convex bounded closed set and let $h(\mathbf{x}) : S \rightarrow \mathbb{R}$ be a continuously differentiable function on an open set containing S . Then, $h(\mathbf{x})$ is a Lipschitz function with Lipschitz constant L_q if the following inequality holds for any $\mathbf{x}, \mathbf{y} \in S$:

$$|h(\mathbf{x}) - h(\mathbf{y})| \leq L_q \|\mathbf{x} - \mathbf{y}\|_p, \quad (1)$$

where $L_q = \max\{\|\nabla h(\mathbf{x})\|_q : \mathbf{x} \in S\}$, $\nabla h(\mathbf{x}) = (\frac{\partial h(\mathbf{x})}{\partial x_1}, \dots, \frac{\partial h(\mathbf{x})}{\partial x_d})^\top$ is the gradient of $h(\mathbf{x})$, and $\frac{1}{p} + \frac{1}{q} = 1, 1 \leq p, q \leq \infty$.

Given Lemma 3.1, we then provide a formal guarantee to the lower bound β_L .

Theorem 3.2 (Formal guarantee on lower bound β_L for untargeted attack). Let $\mathbf{x}_0 \in \mathbb{R}^d$ and $f : \mathbb{R}^d \rightarrow \mathbb{R}^K$ be a multi-class classifier with continuously differentiable components f_i and let $c = \operatorname{argmax}_{1 \leq i \leq K} f_i(\mathbf{x}_0)$ be the class which f predicts for \mathbf{x}_0 . For all $\boldsymbol{\delta} \in \mathbb{R}^d$ with

$$\|\boldsymbol{\delta}\|_p \leq \min_{j \neq c} \frac{f_c(\mathbf{x}_0) - f_j(\mathbf{x}_0)}{L_q^j}, \quad (2)$$

¹ The authors in Hein & Andriushchenko (2017) implicitly assume Lipschitz continuity and use Mean Value Theorem and Hölder’s Inequality to prove their main theorem. Here we provide a simple and direct proof with Lipschitz continuity assumption and without involving Mean Value Theorem and Hölder’s Inequality.

$\operatorname{argmax}_{1 \leq i \leq K} f_i(\mathbf{x}_0 + \boldsymbol{\delta}) = c$ holds with $\frac{1}{p} + \frac{1}{q} = 1$, $1 \leq p, q \leq \infty$ and L_q^j is the Lipschitz constant for the function $f_c(\mathbf{x}) - f_j(\mathbf{x})$ in ℓ_p norm. In other words, $\beta_L = \min_{j \neq c} \frac{f_c(\mathbf{x}_0) - f_j(\mathbf{x}_0)}{L_q^j}$ is a lower bound of minimum distortion.

The intuitions behind Theorem 3.2 is shown in Figure 1 with an one-dimensional example. The function value $g(x) = f_c(x) - f_j(x)$ near point x_0 is inside a double cone formed by two lines passing $(x_0, g(x_0))$ and with slopes equal to $\pm L_q$, where L_q is the (local) Lipschitz constant of $g(x)$ near x_0 . In other words, the function value of $g(x)$ around x_0 , i.e. $g(x_0 + \delta)$ can be bounded by $g(x_0)$, δ and the Lipschitz constant L_q . When $g(x_0 + \delta)$ is decreased to 0, an adversarial example is found and the minimal change of δ is $\frac{g(x_0)}{L_q}$. The complete proof is deferred to Appendix A.

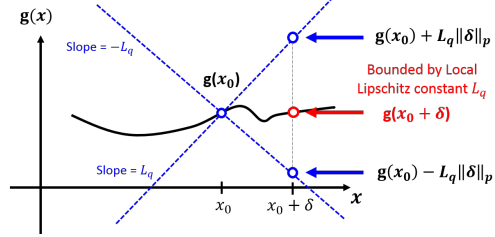


Figure 1: Intuitions behind Theorem 3.2.

Remark 1. L_q^j is the Lipschitz constant of the function involving cross terms: $f_c(\mathbf{x}) - f_j(\mathbf{x})$, hence we also call it cross Lipschitz constant following (Hein & Andriushchenko, 2017).

To distinguish our analysis from (Hein & Andriushchenko, 2017), we show in Corollary 3.2.1 that we can obtain the same result in (Hein & Andriushchenko, 2017) by Theorem 3.2. In fact, the analysis in (Hein & Andriushchenko, 2017) is a special case of our analysis because the authors implicitly assume Lipschitz continuity on $f_i(\mathbf{x})$ when requiring $f_i(\mathbf{x})$ to be continuously differentiable. They use local Lipschitz constant (L_{q, \mathbf{x}_0}) instead of global Lipschitz constant (L_q) to obtain a tighter bound in the adversarial perturbation $\boldsymbol{\delta}$.

Corollary 3.2.1 (Formal guarantee on β_L for untargeted attack). ² Let L_{q, \mathbf{x}_0}^j be local Lipschitz constant of function $f_c(\mathbf{x}) - f_j(\mathbf{x})$ at \mathbf{x}_0 over some fixed ball $B_p(\mathbf{x}_0, R) := \{\mathbf{x} \in \mathbb{R}^d \mid \|\mathbf{x} - \mathbf{x}_0\|_p \leq R\}$ and let $\boldsymbol{\delta} \in B_p(\mathbf{0}, R)$. By Theorem 3.2, we obtain the bound in (Hein & Andriushchenko, 2017):

$$\|\boldsymbol{\delta}\|_p \leq \min \left\{ \min_{j \neq c} \frac{f_c(\mathbf{x}_0) - f_j(\mathbf{x}_0)}{L_{q, \mathbf{x}_0}^j}, R \right\}. \quad (3)$$

An important use case of Theorem 3.2 and Corollary 3.2.1 is the bound for targeted attack:

Corollary 3.2.2 (Formal guarantee on β_L for targeted attack). Assume the same notation as in Theorem 3.2 and Corollary 3.2.1. For a specified target class j , we have $\|\boldsymbol{\delta}\|_p \leq \min \left\{ \frac{f_c(\mathbf{x}_0) - f_j(\mathbf{x}_0)}{L_{q, \mathbf{x}_0}^j}, R \right\}$.

In addition, we further extend Theorem 3.2 to a special case of *non-differentiable* functions – neural networks with ReLU activations. In this case the Lipschitz constant used in Lemma 3.1 can be replaced by the maximum norm of directional derivative, and our analysis above will go through.

Lemma 3.3 (Formal guarantee on β_L for ReLU networks). ³ Let $h(\cdot)$ be a l -layer ReLU neural network with W_i as the weights for layer i . We ignore bias terms as they don't contribute to gradient.

$$h(\mathbf{x}) = \sigma(W_l \sigma(W_{l-1} \dots \sigma(W_1 \mathbf{x})))$$

where $\sigma(u) = \max(0, u)$. Let $S \subset \mathbb{R}^d$ be a convex bounded closed set, then equation (1) holds with $L_q = \sup_{\mathbf{x} \in S} \{ \sup_{\|\mathbf{d}\|_p=1} |D^+ h(\mathbf{x}; \mathbf{d})| \}$ where $D^+ h(\mathbf{x}; \mathbf{d}) := \lim_{t \rightarrow 0^+} \frac{h(\mathbf{x} + t\mathbf{d}) - h(\mathbf{x})}{t}$ is the one-sided directional derivative, then Theorem 3.2, Corollary 3.2.1 and Corollary 3.2.2 still hold.

4 THE CLEVER ROBUSTNESS METRIC VIA EXTREME VALUE THEORY

In this section, we provide an algorithm to compute the robustness metric CLEVER with the aid of extreme value theory, where CLEVER can be viewed as an efficient estimator of the lower bound β_L and is the first attack-agnostic score that applies to any neural network classifiers. Recall in Section 3

² proof deferred to Appendix B ³ proof deferred to Appendix C

we show that the lower bound of network robustness is associated with $g(\mathbf{x}_0)$ and its cross Lipschitz constant L_{q,\mathbf{x}_0}^j , where $g(\mathbf{x}_0) = f_c(\mathbf{x}_0) - f_j(\mathbf{x}_0)$ is readily available at the output of a classifier and L_{q,\mathbf{x}_0}^j is defined as $\max_{\mathbf{x} \in B_p(\mathbf{x}_0, R)} \|\nabla g(\mathbf{x})\|_q$. Although $\nabla g(\mathbf{x})$ can be calculated easily via back propagation, computing L_{q,\mathbf{x}_0}^j is more involved because it requires to obtain the maximum value of $\|\nabla g(\mathbf{x})\|_q$ in a ball. Exhaustive search on low dimensional \mathbf{x} in $B_p(\mathbf{x}_0, R)$ seems already infeasible, not to mention the image classifiers with large feature dimensions of our interest. For instance, the feature dimension $d = 784, 3072, 150528$ for MNIST, CIFAR and ImageNet respectively.

One approach to compute L_{q,\mathbf{x}_0}^j is through sampling a set of points $\mathbf{x}^{(i)}$ in a ball $B_p(\mathbf{x}_0, R)$ around \mathbf{x}_0 and taking the maximum value of $\|\nabla g(\mathbf{x}^{(i)})\|_q$. However, a significant amount of samples might be needed to obtain a good estimate of $\max \|\nabla g(\mathbf{x})\|_q$ and it is unknown how good the estimate is compared to the true maximum. Fortunately, Extreme Value Theory ensures that the maximum value of random variables can only follow one of the three extreme value distributions, which is useful to estimate $\max \|\nabla g(\mathbf{x})\|_q$ with only a tractable number of samples.

It is worth noting that although Wood & Zhang (1996) also applied extreme value theory to estimate the Lipschitz constant. However, there are two main differences between their work and this paper. First of all, the sampling methodology is entirely different. Wood & Zhang (1996) calculates the slopes between pairs of sample points whereas we directly take samples on the norm of gradient as in Lemma 3.1. Secondly, the functions considered in Wood & Zhang (1996) are only one-dimensional as opposed to the high-dimensional classification functions considered in this paper. For comparison, we show in our experiment that the approach in Wood & Zhang (1996), denoted as SLOPE in Table 3 and Figure 4, perform poorly for high-dimensional classifiers such as deep neural networks.

4.1 ESTIMATE L_{q,\mathbf{x}_0}^j VIA EXTREME VALUE THEORY

When sampling a point \mathbf{x} uniformly in $B_p(\mathbf{x}_0, R)$, $\|\nabla g(\mathbf{x})\|_q$ can be viewed as a random variable characterized by a cumulative distribution function (CDF). For the purpose of illustration, we derived the CDF for a 2-layer neural network in Theorem D.1.⁴ For any neural networks, suppose we have n samples $\{\|\nabla g(\mathbf{x}^{(i)})\|_q\}$, and denote them as a sequence of independent and identically distributed (iid) random variables Y_1, Y_2, \dots, Y_n , each with CDF $F_Y(y)$. The CDF of $\max\{Y_1, \dots, Y_n\}$, denoted as $F_Y^n(y)$, is called the limit distribution of $F_Y(y)$. Fisher-Tippett-Gnedenko theorem says that $F_Y^n(y)$, if exists, can only be one of the three family of extreme value distributions – the Gumbel class, the Fréchet class and the reverse Weibull class.

Theorem 4.1 (Fisher-Tippett-Gnedenko Theorem). *If there exists a sequence of pairs of real numbers (a_n, b_n) such that $a_n > 0$ and $\lim_{n \rightarrow \infty} F_Y^n(a_n y + b_n) = G(y)$, where G is a non-degenerate distribution function, then G belongs to either the Gumbel class (Type I), the Fréchet class (Type II) or the Reverse Weibull class (Type III) with their CDFs as follows:*

$$\begin{aligned} \text{Gumbel class (Type I): } G(y) &= \exp\left\{-\exp\left[-\frac{y-a_W}{b_W}\right]\right\}, \quad y \in \mathbb{R}, \\ \text{Fréchet class (Type II): } G(y) &= \begin{cases} 0, & \text{if } y < a_W, \\ \exp\left\{-\left(\frac{y-a_W}{b_W}\right)^{-c_W}\right\}, & \text{if } y \geq a_W, \end{cases} \\ \text{Reverse Weibull class (Type III): } G(y) &= \begin{cases} \exp\left\{-\left(\frac{a_W-y}{b_W}\right)^{c_W}\right\}, & \text{if } y < a_W, \\ 1, & \text{if } y \geq a_W, \end{cases} \end{aligned}$$

where $a_W \in \mathbb{R}$, $b_W > 0$ and $c_W > 0$ are the location, scale and shape parameters, respectively. Theorem 4.1 implies that the maximum values of the samples follow one of the three families of distributions. If $g(\mathbf{x})$ has a bounded Lipschitz constant, $\|\nabla g(\mathbf{x}^{(i)})\|_q$ is also bounded, thus its limit distribution must have a finite right end-point. We are particularly interested in the reverse Weibull class, as its CDF has a finite right end-point (denoted as a_W). The right end-point reveals the upper limit of the distribution, known as the *extreme value*. The extreme value is exactly the unknown local cross Lipschitz constant L_{q,\mathbf{x}_0}^j we would like to estimate in this paper. To estimate L_{q,\mathbf{x}_0}^j , we first generate N_s samples of $\mathbf{x}^{(i)}$ over a fixed ball $B_p(\mathbf{x}_0, R)$ uniformly and independently in each batch with a total of N_b batches. We then compute $\|\nabla g(\mathbf{x}^{(i)})\|_q$ and store the maximum values of each batch in set S . Next, with samples in S , we perform a maximum likelihood estimation of reverse Weibull distribution parameters, and the location estimate \hat{a}_W is used as an estimate of L_{q,\mathbf{x}_0}^j .

⁴ The theorem and proof are deferred to Appendix D.

4.2 COMPUTE CLEVER: A ROBUSTNESS SCORE OF NEURAL NETWORK CLASSIFIERS

Given an instance \mathbf{x}_0 , its classifier $f(\mathbf{x}_0)$ and a target class j , a targeted CLEVER score of the classifier’s robustness can be computed via $g(\mathbf{x}_0)$ and L_{q,\mathbf{x}_0}^j . Similarly, untargeted CLEVER scores can be computed. With the proposed procedure of estimating L_{q,\mathbf{x}_0}^j described in Section 4.1, we summarize the flow of computing CLEVER score for both targeted attacks and un-targeted attacks in Algorithm 1 and 2, respectively.

Algorithm 1: CLEVER- τ , compute CLEVER score for targeted attack

Input: a K -class classifier $f(\mathbf{x})$, data example \mathbf{x}_0 with predicted class c , target class j , batch size N_b , number of samples per batch N_s , perturbation norm p , maximum perturbation R

Result: CLEVER Score $\mu \in \mathbb{R}_+$ for target class j

```

1  $S \leftarrow \{\emptyset\}$ ,  $g(\mathbf{x}) \leftarrow f_c(\mathbf{x}) - f_j(\mathbf{x})$ ,  $q \leftarrow \frac{p}{p-1}$ .
2 for  $i \leftarrow 1$  to  $N_b$  do
3   for  $k \leftarrow 1$  to  $N_s$  do
4     randomly select a point  $\mathbf{x}^{(i,k)} \in B_p(\mathbf{x}_0, R)$ 
5     compute  $b_{ik} \leftarrow \|\nabla g(\mathbf{x}^{(i,k)})\|_q$  via back propagation
6   end
7    $S \leftarrow S \cup \{\max_k \{b_{ik}\}\}$ 
8 end
9  $\hat{a}_W \leftarrow$  MLE of location parameter of reverse Weibull distribution on  $S$ 
10  $\mu \leftarrow \min(\frac{g(\mathbf{x}_0)}{\hat{a}}, R)$ 

```

Algorithm 2: CLEVER- μ , compute CLEVER score for un-targeted attack

Input: Same as Algorithm 1, but without a target class j

Result: CLEVER score $\nu \in \mathbb{R}_+$ for un-targeted attack

```

1 for  $j \leftarrow 1$  to  $K$ ,  $j \neq c$  do
2    $\mu_j \leftarrow$  CLEVER- $\tau(f, \mathbf{x}_0, c, j, N_b, N_s, p, R)$ 
3 end
4  $\nu \leftarrow \min_j \{\mu_j\}$ 

```

5 EXPERIMENTAL RESULTS

5.1 NETWORKS AND PARAMETER SETUP

We conduct experiments on CIFAR-10 (CIFAR for short), MNIST, and ImageNet data sets. For the former two smaller datasets CIFAR and MNIST, we evaluate CLEVER scores on four relatively small networks: a single hidden layer MLP with softplus activation (with the same number of hidden units as in (Hein & Andriushchenko, 2017)), a 7-layer AlexNet-like CNN (with the same structure as in (Carlini & Wagner, 2017b)), and the 7-layer CNN with defensive distillation (Papernot et al., 2016) (DD) and bounded ReLU (Zantedeschi et al., 2017) (BReLU) defense techniques employed.

For ImageNet data set, we use three popular deep network architectures: a 50-layer Residual Network (He et al., 2016) (ResNet-50), Inception-v3 (Szegedy et al., 2016) and MobileNet (Howard et al., 2017). They were chosen for the following reasons: (i) they all yield (close to) state-of-the-art performance among equal-sized networks; and (ii) their architectures are significantly different with unique building blocks, i.e., residual block in ResNet, inception module in Inception net, and depthwise separable convolution in MobileNet. Therefore, their diversity in network architectures is appropriate to test our robustness metric. For MobileNet, we set the width multiplier to 1.0, achieving a 70.6% accuracy on ImageNet. We used public pretrained weights for all ImageNet models⁵.

In all our experiments, we set the sampling parameters $N_b = 500$, $N_s = 1024$ and $R = 5$. For targeted attacks, we use 500 test-set images for CIFAR and MNIST and use 100 test-set images for ImageNet; for each image, we evaluate its targeted CLEVER score for three targets: a random target class, a least likely class (the class with lowest probability when predicting the original example),

⁵ Pretrained models can be downloaded at <https://github.com/tensorflow/models/tree/master/research/slim>

and the top-2 class (the class with largest probability except for the true class, which is usually the easiest target to attack). We also conduct untargeted attacks on MNIST and CIFAR for 100 test-set images, and evaluate their untargeted CLEVER scores. Our experiment code is publicly available⁶.

5.2 FITTING GRADIENT NORM SAMPLES WITH REVERSE WEIBULL DISTRIBUTIONS

We fit the cross Lipschitz constant samples in S (see Algorithm 1) with reverse Weibull class distribution to obtain the maximum likelihood estimate of the location parameter \hat{a}_W , scale parameter \hat{b}_W and shape parameter \hat{c}_W , as introduced in Theorem 4.1. To validate that reverse Weibull distribution is a good fit to the empirical distribution of the cross Lipschitz constant samples, we conduct Kolmogorov-Smirnov goodness-of-fit test (a.k.a. K-S test) to calculate the K-S test statistics D and corresponding p -values. The null hypothesis is that samples S follow a reverse Weibull distribution.

Figure 2 plots the probability distribution function of the cross Lipschitz constant samples and the fitted Reverse Weibull distribution for images from various data sets and network architectures. The estimated MLE parameters, p -values, and the K-S test statistics D are also shown. We also calculate the percentage of examples whose estimation have p -values greater than 0.05, as illustrated in Figure 3. If the p -value is greater than 0.05, the null hypothesis cannot be rejected, meaning that the underlying data samples fit a reverse Weibull distribution well. Figure 3 shows that all numbers are close to 100%, validating the use of reverse Weibull distribution as an underlying distribution of gradient norm samples empirically. Therefore, the fitted location parameter of reverse Weibull distribution (i.e., the extreme value), \hat{a}_W , can be used as a good estimation of local cross Lipschitz constant to calculate the CLEVER score. The exact numbers are shown in Table 5 in Appendix E.

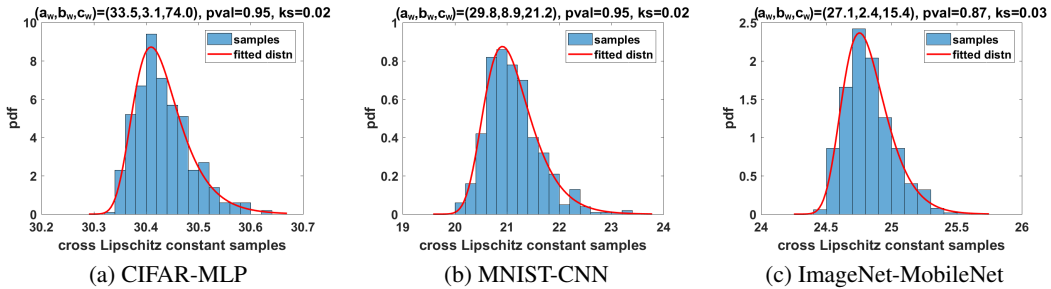


Figure 2: The cross Lipschitz constant samples for three images from CIFAR, MNIST and ImageNet datasets, and their fitted Reverse Weibull distributions with the corresponding MLE estimates of location, scale and shape parameters (a_W, b_W, c_W) shown on the top of each plot. The D -statistics of K-S test and p -values are denoted as ks and $pval$. With small ks and high p -value, the hypothesized reverse Weibull distribution fits the empirical distribution of cross Lipschitz constant samples well.

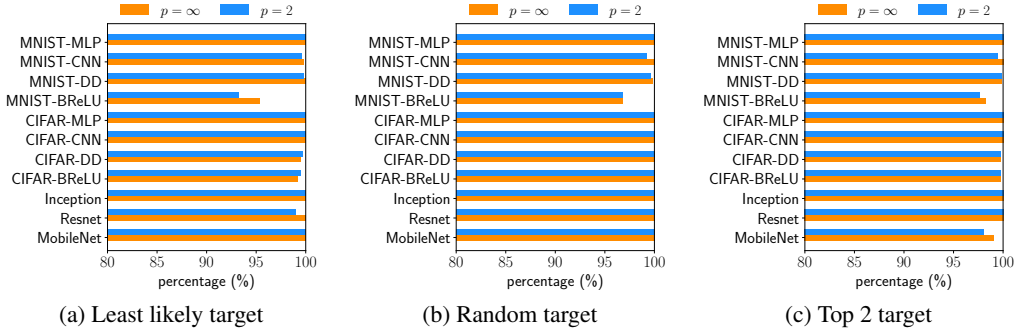


Figure 3: The percentage of examples whose null hypothesis (the samples S follow a reverse Weibull distribution) cannot be rejected by K-S test with a significance level of 0.05 for $p = 2$ and $p = \infty$. All numbers for each model are close to 100%, indicating S fits reverse Weibull distributions well.

⁶ Source code is available at <https://github.com/huanzhang12/CLEVER>

5.3 COMPARING CLEVER SCORE WITH ATTACK-SPECIFIC NETWORK ROBUSTNESS

We apply the state-of-the-art white-box attack methods, iterative fast gradient sign method (I-FGSM) (Goodfellow et al., 2015; Kurakin et al., 2016b) and Carlini and Wagner’s attack (CW) (Carlini & Wagner, 2017b), to find adversarial examples for 11 networks, including 4 networks trained on CIFAR, 4 networks trained on MNIST, and 3 networks trained on ImageNet. For CW attack, we run 1000 iterations for ImageNet and CIFAR, and 2000 iterations for MNIST, as MNIST has shown to be more difficult to attack (Chen et al., 2017b). Attack learning rate is individually tuned for each model: 0.001 for Inception-v3 and ResNet-50, 0.0005 for MobileNet and 0.01 for all other networks. For I-FGSM, we run 50 iterations and choose the optimal $\epsilon \in \{0.01, 0.025, 0.05, 0.1, 0.3, 0.5, 0.8, 1.0\}$ to achieve the smallest ℓ_∞ distortion for each individual image. For defensively distilled (DD) networks, 50 iterations of I-FGSM are not sufficient; we use 250 iterations for CIFAR-DD and 500 iterations for MNIST-DD to achieve a 100% success rate. For the problem to be non-trivial, images that are classified incorrectly are skipped. We report 100% attack success rates for all the networks, and thus the average distortion of adversarial examples can indicate the attack-specific robustness of each network. For comparison, we compute the CLEVER scores for the same set of images and attack targets. To the best of our knowledge, CLEVER is the first attack-independent robustness score that is capable of handling the large networks studied in this paper, so we directly compare it with the attack-induced distortion metrics in our study.

We evaluate the effectiveness of our CLEVER score by comparing the upper bound β_U (found by attacks) and CLEVER score, where CLEVER serves as an estimated lower bound, β_L . Table 3 compares the average ℓ_2 and ℓ_∞ distortions of adversarial examples found by targeted CW and I-FGSM attacks and the corresponding average *targeted* CLEVER scores for ℓ_2 and ℓ_∞ norms, and Figure 4 visualizes the results for ℓ_∞ norm. Similarly, Table 2 compares untargeted CW and I-FGSM attacks with *untargeted* CLEVER scores. As expected, CLEVER is smaller than the distortions of adversarial images in most cases. More importantly, since CLEVER is independent of attack algorithms, the reported CLEVER scores can roughly indicate the distortion of the *best possible* attack in terms of a specific ℓ_p distortion. The average ℓ_2 distortion found by CW attack is close to the ℓ_2 CLEVER score, indicating CW is a strong ℓ_2 attack. In addition, when a defense mechanism (Defensive Distillation or Bounded ReLU) is used, the corresponding CLEVER scores are consistently increased (except for CIFAR-BReLU), indicating that the network is indeed made more resilient to adversarial perturbations. For CIFAR-BReLU, both CLEVER scores and ℓ_p norm of adversarial examples found by CW attack decrease, implying that bound ReLU is an ineffective defense for CIFAR. CLEVER scores can be seen as a security checkpoint for unseen attacks. For example, if there is a substantial gap in distortion between the CLEVER score and the considered attack algorithms, it may suggest the existence of a more effective attack that can close the gap.

Since CLEVER score is derived from an estimation of the robustness lower bound, we further verify the viability of CLEVER per each example, i.e., whether it is usually smaller than the upper bound found by attacks. Table 4 shows the percentage of inaccurate estimations where the CLEVER score is larger than the distortion of adversarial examples found by CW and I-FGSM attacks in three ImageNet networks. We found that CLEVER score provides an accurate estimation for most of the examples. For MobileNet and Resnet-50, our CLEVER score is a strict lower bound of these two attacks for more than 96% of tested examples. For Inception-v3, the condition of strict lower bound

Table 2: Comparison between the average untargeted CLEVER score and distortion found by CW and I-FGSM untargeted attacks. DD and BReLU represent Defensive Distillation and Bounded ReLU defending methods applied to the baseline CNN network.

	CW		I-FGSM		CLEVER	
	ℓ_2	ℓ_∞	ℓ_2	ℓ_∞	ℓ_2	ℓ_∞
MNIST-MLP	1.113	0.215	3.564	0.178	0.819	0.041
MNIST-CNN	1.500	0.455	4.439	0.288	0.721	0.057
MNIST-DD	1.548	0.409	5.617	0.283	0.865	0.063
MNIST-BReLU	1.337	0.433	3.851	0.285	0.833	0.065
CIFAR-MLP	0.253	0.018	0.885	0.016	0.219	0.005
CIFAR-CNN	0.195	0.023	0.721	0.018	0.072	0.002
CIFAR-DD	0.285	0.032	1.136	0.024	0.130	0.004
CIFAR-BReLU	0.159	0.019	0.519	0.013	0.045	0.001

Table 3: Comparison of the average targeted CLEVER scores with average ℓ_∞ and ℓ_2 distortions found by CW, I-FGSM attacks, and the average scores calculated by using the algorithm in Wood & Zhang (1996) (denoted as SLOPE) to estimate Lipschitz constant. DD and BReLU denote Defensive Distillation and Bounded ReLU defending methods applied to the CNN network. We did not include SLOPE in ImageNet networks because it has been shown to be ineffective even for smaller networks.

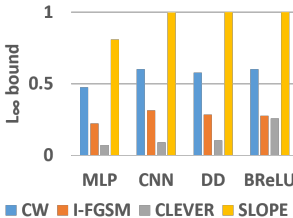
(a) average ℓ_∞ distortion of CW and I-FGSM targeted attacks, and CLEVER and SLOPE estimation. Some very large SLOPE estimates (in parentheses) exceeding the maximum possible ℓ_∞ distortion are reported as 1.

	Least Likely Target				Random Target				Top-2 Target			
	CW	I-FGSM	CLEVER	SLOPE	CW	I-FGSM	CLEVER	SLOPE	CW	I-FGSM	CLEVER	SLOPE
MNIST-MLP	0.475	0.223	0.071	0.808	0.337	0.173	0.072	0.813	0.218	0.119	0.069	0.786
MNIST-CNN	0.601	0.313	0.090	0.996	0.550	0.264	0.088	0.982	0.451	0.211	0.070	0.826
MNIST-DD	0.578	0.283	0.103	1 (1.090)	0.531	0.238	0.091	0.953	0.412	0.165	0.091	0.984
MNIST-BReLU	0.601	0.276	0.257	1 (5.327)	0.544	0.238	0.187	3.907	0.442	0.196	0.117	1 (2.470)
CIFAR-MLP	0.086	0.039	0.014	0.294	0.051	0.024	0.014	0.284	0.019	0.013	0.014	0.286
CIFAR-CNN	0.053	0.033	0.005	0.153	0.042	0.023	0.005	0.148	0.022	0.013	0.004	0.129
CIFAR-DD	0.091	0.053	0.011	0.278	0.066	0.032	0.010	0.255	0.033	0.014	0.007	0.184
CIFAR-BReLU	0.045	0.030	0.004	0.250	0.034	0.022	0.003	0.173	0.018	0.012	0.002	0.095
Inception-v3	0.023	0.011	0.002	-	0.021	0.012	0.002	-	0.010	0.011	0.001	-
Resnet-50	0.031	0.015	0.002	-	0.025	0.012	0.002	-	0.010	0.010	0.001	-
MobileNet	0.025	0.010	0.003	-	0.018	0.010	0.002	-	0.006	0.010	0.001	-

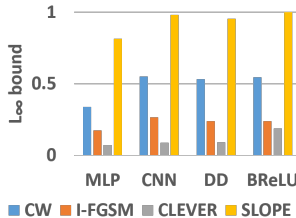
(b) average ℓ_2 distortion of CW and I-FGSM targeted attacks, and CLEVER and SLOPE estimation. Some very large SLOPE estimates (in parentheses) exceeding the sampling radius $R = 5$ are reported as 5.

	Least Likely Target				Random Target				Top-2 Target			
	CW	I-FGSM	CLEVER	SLOPE	CW	I-FGSM	CLEVER	SLOPE	CW	I-FGSM	CLEVER	SLOPE
MNIST-MLP	2.575	4.273	1.409	5 (8.028)	1.833	3.369	1.432	5 (8.102)	1.128	2.374	1.383	5 (7.853)
MNIST-CNN	2.377	4.417	1.257	5 (9.947)	2.005	3.902	1.227	5 (9.619)	1.504	3.242	0.987	5 (7.921)
MNIST-DD	2.644	4.957	1.532	5 (10.628)	2.240	4.253	1.340	5 (9.493)	1.542	3.010	1.330	5 (9.646)
MNIST-BReLU	2.349	5.170	3.312	5 (52.058)	1.923	4.544	2.565	5 (37.531)	1.404	3.778	1.583	5 (23.548)
CIFAR-MLP	1.123	1.896	0.620	5 (5.013)	0.673	1.214	0.597	4.806	0.262	0.689	0.599	4.949
CIFAR-CNN	0.836	1.067	0.156	2.630	0.372	0.837	0.146	2.497	0.188	0.552	0.123	2.195
CIFAR-DD	2.065	1.540	0.347	4.735	0.624	1.097	0.307	4.279	0.296	0.582	0.220	3.083
CIFAR-BReLU	0.407	0.928	0.140	4.125	0.303	0.732	0.103	2.944	0.152	0.494	0.052	1.564
Inception-v3	0.628	2.244	0.524	-	0.595	2.261	0.466	-	0.287	2.073	0.234	-
Resnet-50	0.767	2.410	0.357	-	0.647	2.098	0.299	-	0.212	1.682	0.134	-
MobileNet	0.837	2.195	0.617	-	0.603	2.066	0.439	-	0.190	1.771	0.144	-

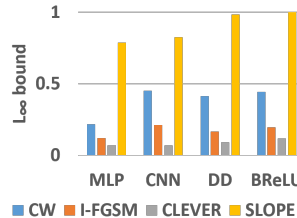
(a) MNIST: Least likely target



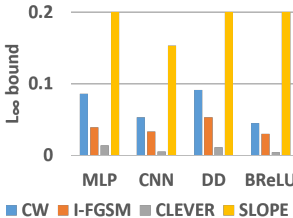
(b) MNIST: Random target



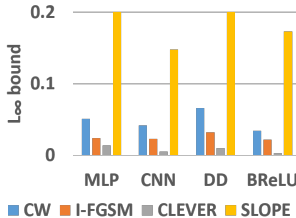
(c) MNIST: Top 2 target



(d) CIFAR: Least likely target



(e) CIFAR: Random target



(f) CIFAR: Top 2 target

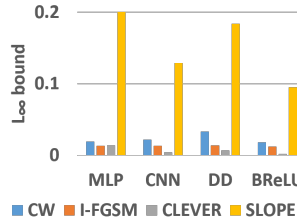


Figure 4: Comparison of ℓ_∞ distortion obtained by CW and I-FGSM attacks, CLEVER score and the slope based Lipschitz constant estimation (SLOPE) by Wood & Zhang (1996). SLOPE significantly exceeds the distortions found by attacks, thus it is an inappropriate estimation of lower bound β_L .

is worse (still more than 75%), but we found that in these cases the attack distortion only differs from our CLEVER score by a fairly small amount. In Figure 5 we show the empirical CDF of the gap between CLEVER score and the ℓ_2 norm of adversarial distortion generated by CW attack for the same set of images in Table 4. In Figure 6, we plot the ℓ_2 distortion and CLEVER scores for each

Table 4: Percentage of images in ImageNet where the CLEVER score for that image is greater than the adversarial distortion found by different attacks.

	Least Likely Target				Random Target				Top-2 Target			
	CW		I-FGSM		CW		I-FGSM		CW		I-FGSM	
	L_2	L_∞	L_2	L_∞	L_2	L_∞	L_2	L_∞	L_2	L_∞	L_2	L_∞
MobileNet	4%	0%	0%	0%	2%	0%	0%	0%	0%	0%	0%	0%
Resnet-50	4%	0%	0%	0%	2%	0%	0%	0%	1%	0%	0%	0%
Inception-v3	25%	0%	0%	0%	23%	0%	0%	0%	15%	0%	0%	0%

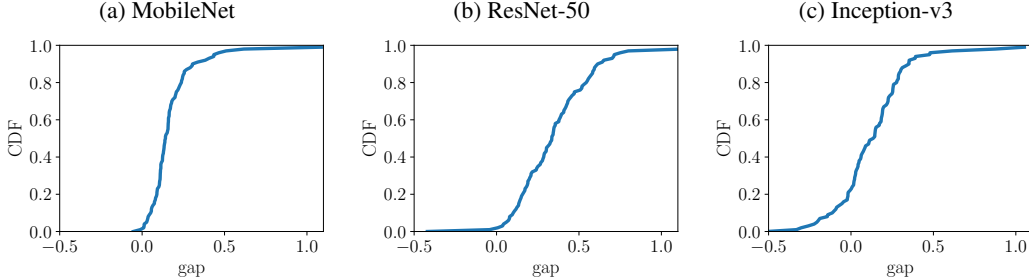


Figure 5: The empirical CDF of the gap between CLEVER score and the ℓ_2 norm of adversarial distortion generated by CW attack with random targets for 100 images on 3 ImageNet networks.

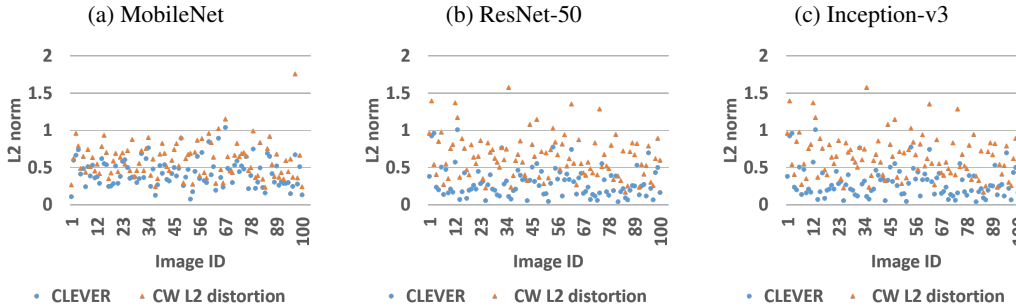


Figure 6: Comparison of the CLEVER scores (circle) and the ℓ_2 norm of adversarial distortion generated by CW attack (triangle) with random targets for 100 images. The x-axis is image ID and the y-axis is the ℓ_2 distortion metric.

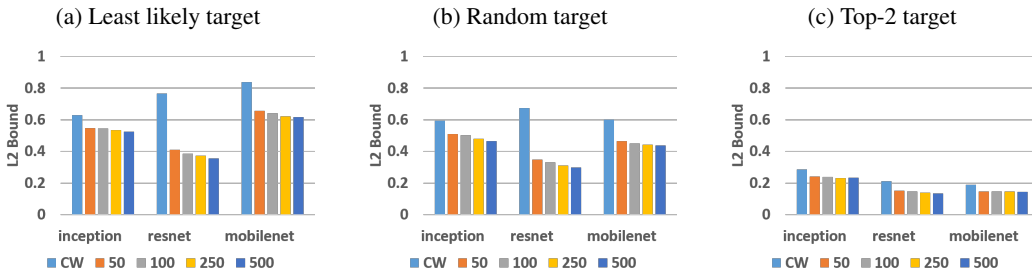


Figure 7: Comparison of the CLEVER score calculated by $N_b = \{50, 100, 250, 500\}$ and the ℓ_2 norm of adversarial distortion found by CW attack (CW) on 3 ImageNet models and 3 target types.

individual image. A positive gap indicates that CLEVER (estimated lower bound) is indeed less than the upper bound found by CW attack. Most images have a small positive gap, which signifies the near-optimality of CW attack in terms of ℓ_2 distortion, as CLEVER suffices for an estimated capacity of the best possible attack.

5.4 TIME V.S. ESTIMATION ACCURACY

In Figure 7, we vary the number of samples ($N_b = 50, 100, 250, 500$) and compute the ℓ_2 CLEVER scores for three large ImageNet models, Inception-v3, ResNet-50 and MobileNet. We observe that

50 or 100 samples are usually sufficient to obtain a reasonably accurate robustness estimation despite using a smaller number of samples. On a single GTX 1080 Ti GPU, the cost of 1 sample (with $N_s = 1024$) is measured as 2.9 s for MobileNet, 5.0 s for ResNet-50 and 8.9 s for Inception-v3, thus the computational cost of CLEVER is feasible for state-of-the-art large-scale deep neural networks. Additional figures for MNIST and CIFAR datasets are given in Appendix E.

6 CONCLUSION

In this paper, we propose the CLEVER score, a novel and generic metric to evaluate the robustness of a target neural network classifier to adversarial examples. Compared to the existing robustness evaluation approaches, our metric has the following advantages: (i) attack-agnostic; (ii) applicable to any neural network classifier; (iii) comes with strong theoretical guarantees; and (iv) is computationally feasible for large neural networks. Our extensive experiments show that the CLEVER score well matches the practical robustness indication of a wide range of natural and defended networks.

Acknowledgment. Luca Daniel and Tsui-Wei Weng are partially supported by MIT-Skoltech program and MIT-IBM Watson AI Lab. Cho-Jui Hsieh and Huan Zhang acknowledge the support of NSF via IIS-1719097.

REFERENCES

- Osbert Bastani, Yani Ioannou, Leonidas Lampropoulos, Dimitrios Vytiniotis, Aditya Nori, and Antonio Criminisi. Measuring neural net robustness with constraints. In *Advances in Neural Information Processing Systems*, pp. 2613–2621, 2016.
- Nicholas Carlini and David Wagner. Adversarial examples are not easily detected: Bypassing ten detection methods. *arXiv preprint arXiv:1705.07263*, 2017a.
- Nicholas Carlini and David Wagner. Towards evaluating the robustness of neural networks. In *IEEE Symposium on Security and Privacy (SP)*, pp. 39–57, 2017b.
- Hongge Chen, Huan Zhang, Pin-Yu Chen, Jinfeng Yi, and Cho-Jui Hsieh. Show-and-fool: Crafting adversarial examples for neural image captioning. *CoRR*, abs/1712.02051, 2017a.
- Pin-Yu Chen, Yash Sharma, Huan Zhang, Jinfeng Yi, and Cho-Jui Hsieh. Ead: Elastic-net attacks to deep neural networks via adversarial examples. *arXiv preprint arXiv:1709.04114*, 2017b.
- Pin-Yu Chen, Huan Zhang, Yash Sharma, Jinfeng Yi, and Cho-Jui Hsieh. Zoo: Zeroth order optimization based black-box attacks to deep neural networks without training substitute models. *arXiv preprint arXiv:1708.03999*, 2017c.
- Laurens De Haan and Ana Ferreira. *Extreme value theory: an introduction*. Springer Science & Business Media, 2007.
- Ruediger Ehlers. Formal verification of piece-wise linear feed-forward neural networks. *arXiv preprint arXiv:1705.01320*, 2017.
- Ivan Evtimov, Kevin Eykholt, Earlene Fernandes, Tadayoshi Kohno, Bo Li, Atul Prakash, Amir Rahmati, and Dawn Song. Robust physical-world attacks on machine learning models. *arXiv preprint arXiv:1707.08945*, 2017.
- Ian J Goodfellow, Jonathon Shlens, and Christian Szegedy. Explaining and harnessing adversarial examples. *ICLR’15; arXiv preprint arXiv:1412.6572*, 2015.
- Kaiming He, Xiangyu Zhang, Shaoqing Ren, and Jian Sun. Deep residual learning for image recognition. In *Proceedings of the IEEE conference on computer vision and pattern recognition*, pp. 770–778, 2016.
- Matthias Hein and Maksym Andriushchenko. Formal guarantees on the robustness of a classifier against adversarial manipulation. *arXiv preprint arXiv:1705.08475*, 2017.

- Geoffrey Hinton, Oriol Vinyals, and Jeff Dean. Distilling the knowledge in a neural network. *arXiv preprint arXiv:1503.02531*, 2015.
- Andrew G Howard, Menglong Zhu, Bo Chen, Dmitry Kalenichenko, Weijun Wang, Tobias Weyand, Marco Andreetto, and Hartwig Adam. Mobilenets: Efficient convolutional neural networks for mobile vision applications. *arXiv preprint arXiv:1704.04861*, 2017.
- Xiaowei Huang, Marta Kwiatkowska, Sen Wang, and Min Wu. Safety verification of deep neural networks. In *International Conference on Computer Aided Verification*, pp. 3–29. Springer, 2017.
- Guy Katz, Clark Barrett, David Dill, Kyle Julian, and Mykel Kochenderfer. Reluplex: An efficient smt solver for verifying deep neural networks. *arXiv preprint arXiv:1702.01135*, 2017a.
- Guy Katz, Clark Barrett, David L Dill, Kyle Julian, and Mykel J Kochenderfer. Towards proving the adversarial robustness of deep neural networks. *arXiv preprint arXiv:1709.02802*, 2017b.
- Alexey Kurakin, Ian Goodfellow, and Samy Bengio. Adversarial examples in the physical world. *arXiv preprint arXiv:1607.02533*, 2016a.
- Alexey Kurakin, Ian Goodfellow, and Samy Bengio. Adversarial machine learning at scale. *ICLR’17; arXiv preprint arXiv:1611.01236*, 2016b.
- Xuanqing Liu, Minhao Cheng, Huan Zhang, and Cho-Jui Hsieh. Towards robust neural networks via random self-ensemble. *arXiv preprint arXiv:1712.00673*, 2017.
- Yanpei Liu, Xinyun Chen, Chang Liu, and Dawn Song. Delving into transferable adversarial examples and black-box attacks. *arXiv preprint arXiv:1611.02770*, 2016.
- Aleksander Madry, Aleksandar Makelov, Ludwig Schmidt, Dimitris Tsipras, and Adrian Vladu. Towards deep learning models resistant to adversarial attacks. *arXiv preprint arXiv:1706.06083*, 2017.
- Dongyu Meng and Hao Chen. Magnet: a two-pronged defense against adversarial examples. *arXiv preprint arXiv:1705.09064*, 2017.
- Nicolas Papernot, Patrick McDaniel, Xi Wu, Somesh Jha, and Ananthram Swami. Distillation as a defense to adversarial perturbations against deep neural networks. In *IEEE Symposium on Security and Privacy (SP)*, pp. 582–597, 2016.
- Nicolas Papernot, Patrick McDaniel, Ian Goodfellow, Somesh Jha, Z Berkay Celik, and Ananthram Swami. Practical black-box attacks against machine learning. In *ACM Asia Conference on Computer and Communications Security*, pp. 506–519, 2017.
- Kishore Papineni, Salim Roukos, Todd Ward, and Wei-Jing Zhu. Bleu: a method for automatic evaluation of machine translation. In *Proceedings of the 40th annual meeting on association for computational linguistics*, pp. 311–318. Association for Computational Linguistics, 2002.
- Remigijus Paulavičius and Julius Žilinskas. Analysis of different norms and corresponding lipschitz constants for global optimization. *Technological and Economic Development of Economy*, 12(4): 301–306, 2006.
- Tim Salimans, Ian Goodfellow, Wojciech Zaremba, Vicki Cheung, Alec Radford, and Xi Chen. Improved techniques for training gans. In *Advances in Neural Information Processing Systems*, pp. 2234–2242, 2016.
- Christian Szegedy, Wojciech Zaremba, Ilya Sutskever, Joan Bruna, Dumitru Erhan, Ian Goodfellow, and Rob Fergus. Intriguing properties of neural networks. *arXiv preprint arXiv:1312.6199*, 2013.
- Christian Szegedy, Vincent Vanhoucke, Sergey Ioffe, Jon Shlens, and Zbigniew Wojna. Rethinking the inception architecture for computer vision. In *Proceedings of the IEEE Conference on Computer Vision and Pattern Recognition*, pp. 2818–2826, 2016.
- Florian Tramèr, Alexey Kurakin, Nicolas Papernot, Dan Boneh, and Patrick McDaniel. Ensemble adversarial training: Attacks and defenses. *arXiv preprint arXiv:1705.07204*, 2017.

Beilun Wang, Ji Gao, and Yanjun Qi. A theoretical framework for robustness of (deep) classifiers under adversarial noise. *arXiv preprint arXiv:1612.00334*, 2016.

GR Wood and BP Zhang. Estimation of the lipschitz constant of a function. *Journal of Global Optimization*, 8(1):91–103, 1996.

Weilin Xu, David Evans, and Yanjun Qi. Feature squeezing: Detecting adversarial examples in deep neural networks. *arXiv preprint arXiv:1704.01155*, 2017.

Valentina Zantedeschi, Maria-Irina Nicolae, and Ambrish Rawat. Efficient defenses against adversarial attacks. *arXiv preprint arXiv:1707.06728*, 2017.

APPENDIX

A PROOF OF THEOREM 3.2

Proof. According to Lemma 3.1, the assumption that $g(\mathbf{x}) := f_c(\mathbf{x}) - f_j(\mathbf{x})$ is Lipschitz continuous with Lipschitz constant L_q^j gives

$$|g(\mathbf{x}) - g(\mathbf{y})| \leq L_q^j \|\mathbf{x} - \mathbf{y}\|_p. \quad (4)$$

Let $\mathbf{x} = \mathbf{x}_0 + \boldsymbol{\delta}$ and $\mathbf{y} = \mathbf{x}_0$ in (4), we get

$$|g(\mathbf{x}_0 + \boldsymbol{\delta}) - g(\mathbf{x}_0)| \leq L_q^j \|\boldsymbol{\delta}\|_p,$$

which can be rearranged into the following form

$$g(\mathbf{x}_0) - L_q^j \|\boldsymbol{\delta}\|_p \leq g(\mathbf{x}_0 + \boldsymbol{\delta}) \leq g(\mathbf{x}_0) + L_q^j \|\boldsymbol{\delta}\|_p. \quad (5)$$

When $g(\mathbf{x}_0 + \boldsymbol{\delta}) = 0$, an adversarial example is found. As indicated by (5), $g(\mathbf{x}_0 + \boldsymbol{\delta})$ is lower bounded by $g(\mathbf{x}_0) - L_q^j \|\boldsymbol{\delta}\|_p$. If $\|\boldsymbol{\delta}\|_p$ is small enough such that $g(\mathbf{x}_0) - L_q^j \|\boldsymbol{\delta}\|_p \geq 0$, no adversarial examples can be found:

$$g(\mathbf{x}_0) - L_q^j \|\boldsymbol{\delta}\|_p \geq 0 \Rightarrow \|\boldsymbol{\delta}\|_p \leq \frac{g(\mathbf{x}_0)}{L_q^j} \Rightarrow \|\boldsymbol{\delta}\|_p \leq \frac{f_c(\mathbf{x}_0) - f_j(\mathbf{x}_0)}{L_q^j},$$

Finally, to achieve $\operatorname{argmax}_{1 \leq i \leq K} f_i(\mathbf{x}_0 + \boldsymbol{\delta}) = c$, we take the minimum of the bound on $\|\boldsymbol{\delta}\|_p$ in (A) over $j \neq c$. I.e. if

$$\|\boldsymbol{\delta}\|_p \leq \min_{j \neq c} \frac{f_c(\mathbf{x}_0) - f_j(\mathbf{x}_0)}{L_q^j},$$

the classifier decision can *never* be changed and the attack will *never* succeed. \square

B PROOF OF COROLLARY 3.2.1

Proof. By Lemma 3.1 and let $g = f_c - f_j$, we get $L_{q, \mathbf{x}_0}^j = \max_{y \in B_p(\mathbf{x}_0, R)} \|\nabla g(y)\|_q = \max_{y \in B_p(\mathbf{x}_0, R)} \|\nabla f_j(y) - \nabla f_c(y)\|_q$, which then gives the bound in Theorem 2.1 of (Hein & Andriushchenko, 2017). \square

C PROOF OF LEMMA 3.3

Proof. For any \mathbf{x}, \mathbf{y} , let $\mathbf{d} = \frac{\mathbf{y} - \mathbf{x}}{\|\mathbf{y} - \mathbf{x}\|_p}$ be the unit vector pointing from \mathbf{x} to \mathbf{y} and $r = \|\mathbf{y} - \mathbf{x}\|_p$. Define uni-variate function $u(z) = h(\mathbf{x} + z\mathbf{d})$, then $u(0) = h(\mathbf{x})$ and $u(r) = h(\mathbf{y})$ and observe that $D^+h(\mathbf{x} + z\mathbf{d}; \mathbf{d})$ and $D^+h(\mathbf{x} + z\mathbf{d}; -\mathbf{d})$ are the right-hand and left-hand derivatives of $u(z)$, we have

$$u'(z) = \begin{cases} D^+h(\mathbf{x} + z\mathbf{d}; \mathbf{d}) \leq L_q & \text{if } D^+h(\mathbf{x} + z\mathbf{d}; \mathbf{d}) = D^+h(\mathbf{x} + z\mathbf{d}; -\mathbf{d}) \\ \text{undefined} & \text{if } D^+h(\mathbf{x} + z\mathbf{d}; \mathbf{d}) \neq D^+h(\mathbf{x} + z\mathbf{d}; -\mathbf{d}) \end{cases}$$

For ReLU network, there can be at most finite number of points in $z \in (0, r)$ such that $g'(z)$ does not exist. This can be shown because each discontinuous z is caused by some ReLU activation, and there are only finite combinations. Let $0 = z_0 < z_1 < \dots < z_{k-1} < z_k = 1$ be those points. Then, using the fundamental theorem of calculus on each interval separately, there exists $\bar{z}_i \in (z_i, z_{i-1})$ for each i such that

$$\begin{aligned} u(r) - u(0) &\leq \sum_{i=1}^k |u(z_i) - u(z_{i-1})| \\ &\leq \sum_{i=1}^k |u'(\bar{z}_i)(z_i - z_{i-1})| && \text{(Mean value theorem)} \\ &\leq \sum_{i=1}^k L_q |z_i - z_{i-1}|_p \\ &= L_q \|\mathbf{x} - \mathbf{y}\|_p. && (z_i \text{ are in line } (\mathbf{x}, \mathbf{y})) \end{aligned}$$

Theorem 3.2 and its corollaries remain valid after replacing Lemma 3.1 with Lemma 3.3. \square

D THEOREM D.1 AND ITS PROOF

Theorem D.1 ($F_Y(y)$ of one-hidden-layer neural network). Consider a neural network $f : \mathbb{R}^d \rightarrow \mathbb{R}^K$ with input $\mathbf{x}_0 \in \mathbb{R}^d$, a hidden layer with U hidden neurons, and rectified linear unit (ReLU) activation function. If we sample uniformly in a ball $B_p(\mathbf{x}_0, R)$, then the cumulative distribution function of $\|\nabla g(\mathbf{x})\|_q$, denoted as $F_Y(y)$, is piece-wise linear with at most $M = \sum_{i=0}^d \binom{U}{i}$ pieces, where $g(\mathbf{x}) = f_c(\mathbf{x}) - f_j(\mathbf{x})$ for some given c and j , and $\frac{1}{p} + \frac{1}{q} = 1, 1 \leq p, q \leq \infty$.

Proof. The j th output of a one-hidden-layer neural network can be written as

$$f_j(\mathbf{x}) = \sum_{r=1}^U \mathbf{V}_{jr} \cdot \sigma \left(\sum_{i=1}^d \mathbf{W}_{ri} \cdot x_i + b_r \right) = \sum_{r=1}^U \mathbf{V}_{jr} \cdot \sigma(\mathbf{w}_r \mathbf{x} + b_r),$$

where $\sigma(z) = \max(z, 0)$ is ReLU activation function, \mathbf{W} and \mathbf{V} are the weight matrices of the first and second layer respectively, and \mathbf{w}_r is the r th row of \mathbf{W} . Thus, we can compute $g(\mathbf{x})$ and $\|\nabla g(\mathbf{x})\|_q$ below:

$$\begin{aligned} g(\mathbf{x}) &= f_c(\mathbf{x}) - f_j(\mathbf{x}) = \sum_{r=1}^U \mathbf{V}_{cr} \cdot \sigma(\mathbf{w}_r \mathbf{x} + b_r) - \sum_{r=1}^U \mathbf{V}_{jr} \cdot \sigma(\mathbf{w}_r \mathbf{x} + b_r) \\ &= \sum_{r=1}^U (\mathbf{V}_{cr} - \mathbf{V}_{jr}) \cdot \sigma(\mathbf{w}_r \mathbf{x} + b_r) \end{aligned}$$

and

$$\|\nabla g(\mathbf{x})\|_q = \left\| \sum_{r=1}^U \mathbb{I}(\mathbf{w}_r \mathbf{x} + b_r) (\mathbf{V}_{cr} - \mathbf{V}_{jr}) \mathbf{w}_r^\top \right\|_q,$$

where $\mathbb{I}(z)$ is an univariate indicator function:

$$\mathbb{I}(z) = \begin{cases} 1, & \text{if } z > 0, \\ 0, & \text{if } z \leq 0. \end{cases}$$

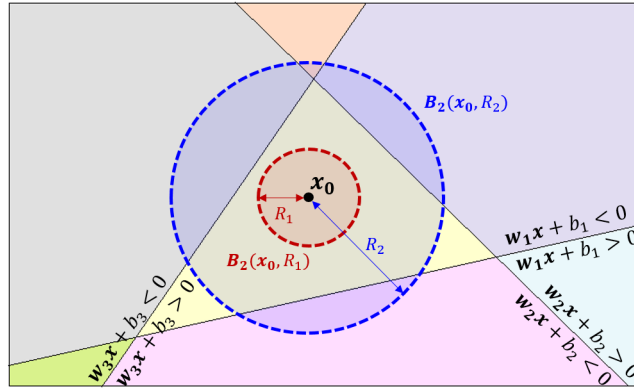


Figure 8: Illustration of Theorem D.1 with $d = 2, q = 2$ and $U = 3$. The three hyperplanes $\mathbf{w}_i \mathbf{x} + b_i = 0$ divide the space into seven regions (with different colors). The red dash line encloses the ball $B_2(\mathbf{x}_0, R_1)$ and the blue dash line encloses a larger ball $B_2(\mathbf{x}_0, R_2)$. If we draw samples uniformly within the balls, the probability of $\|\nabla g(\mathbf{x})\|_2 = y$ is proportional to the intersected volumes of the ball and the regions with $\|\nabla g(\mathbf{x})\|_2 = y$.

As illustrated in Figure 8, the hyperplanes $\mathbf{w}_r \mathbf{x} + b_r = 0, r \in \{1, \dots, U\}$ divide the d dimensional spaces \mathbb{R}^d into different regions, with the interior of each region satisfying a different set of inequality constraints, e.g. $\mathbf{w}_{r+} \mathbf{x} + b_{r+} > 0$ and $\mathbf{w}_{r-} \mathbf{x} + b_{r-} < 0$. Given \mathbf{x} , we can identify which region it belongs to by checking the sign of $\mathbf{w}_r \mathbf{x} + b_r$ for each r . Notice that the gradient norm is the same for all the points in the same region, i.e. for any $\mathbf{x}_1, \mathbf{x}_2$ satisfying $\mathbb{I}(\mathbf{w}_r \mathbf{x}_1 + b_r) = \mathbb{I}(\mathbf{w}_r \mathbf{x}_2 + b_r) \forall r$,

we have $\|\nabla g(\mathbf{x}_1)\|_q = \|\nabla g(\mathbf{x}_2)\|_q$. Since there can be at most $M = \sum_{i=0}^d \binom{U}{i}$ different regions for a d -dimensional space with U hyperplanes, $\|\nabla g(\mathbf{x})\|_q$ can take at most M different values.

Therefore, if we perform uniform sampling in a ball $B_p(\mathbf{x}_0, R)$ centered at \mathbf{x}_0 with radius R and denote $\|\nabla g(\mathbf{x})\|_q$ as a random variable Y , the probability distribution of Y is discrete and its CDF is piece-wise constant with at most M pieces. Without loss of generality, assume there are $M_0 \leq M$ distinct values for Y and denote them as $m_{(1)}, m_{(2)}, \dots, m_{(M_0)}$ in an increasing order, the CDF of Y , denoted as $F_Y(y)$, is the following:

$$F_Y(m_{(i)}) = F_Y(m_{(i-1)}) + \frac{\mathbb{V}_d(\{\mathbf{x} \mid \|\nabla g(\mathbf{x})\|_q = m_{(i)}\}) \cap \mathbb{V}_d(B_p(\mathbf{x}_0, R))}{\mathbb{V}_d(B_p(\mathbf{x}_0, R))}, i = 1, \dots, M_0,$$

where $F_Y(m_{(0)}) = 0$ with $m_{(0)} < m_{(1)}$, $\mathbb{V}_d(E)$ is the volume of E in a d dimensional space. \square

E ADDITIONAL EXPERIMENTAL RESULTS

E.1 PERCENTAGE OF EXAMPLES HAVING P VALUE > 0.05

Table 5 shows the percentage of examples where the null hypothesis cannot be rejected by K-S test, indicating that the maximum gradient norm samples fit reverse Weibull distribution well.

Table 5: Percentage of estimations where the null hypothesis cannot be rejected by K-S test for a significance level of 0.05. The bar plots of this table are illustrated in Figure 3.

	Least Likely		Random		Top-2	
	L_2	L_∞	L_2	L_∞	L_2	L_∞
MNIST-MLP	100.0	100.0	100.0	100.0	100.0	100.0
MNIST-CNN	99.6	99.8	99.2	100.0	99.4	100.0
MNIST-DD	99.8	100.0	99.6	99.8	99.8	99.8
MNIST-BReLU	93.3	95.4	96.8	96.8	97.6	98.2
CIFAR-MLP	100.0	100.0	100.0	100.0	100.0	100.0
CIFAR-CNN	100.0	100.0	100.0	100.0	100.0	100.0
CIFAR-DD	99.7	99.5	100.0	100.0	99.7	99.7
CIFAR-BReLU	99.5	99.2	100.0	100.0	99.7	99.7
Inception-v3	100.0	100.0	100.0	100.0	100.0	100.0
Resnet-50	99.0	100.0	100.0	100.0	100.0	100.0
MobileNet	100.0	100.0	100.0	100.0	98.0	99.0

E.2 CLEVER V.S. NUMBER OF SAMPLES

Figure 9 shows the ℓ_2 CLEVER score with different number of samples ($N_b = 50, 100, 250, 500$) for MNIST and CIFAR models. For most models except MNIST-BReLU, reducing the number of samples only change CLEVER scores very slightly. For MNIST-BReLU, increasing the number of samples improves the estimated lower bound, suggesting that a larger number of samples is preferred. In practice, we can start with a relatively small $N_b = a$, and also try $2a, 4a, \dots$ samples to see if CLEVER scores change significantly. If CLEVER scores stay roughly the same despite increasing N_b , we can conclude that using $N_b = a$ is sufficient.

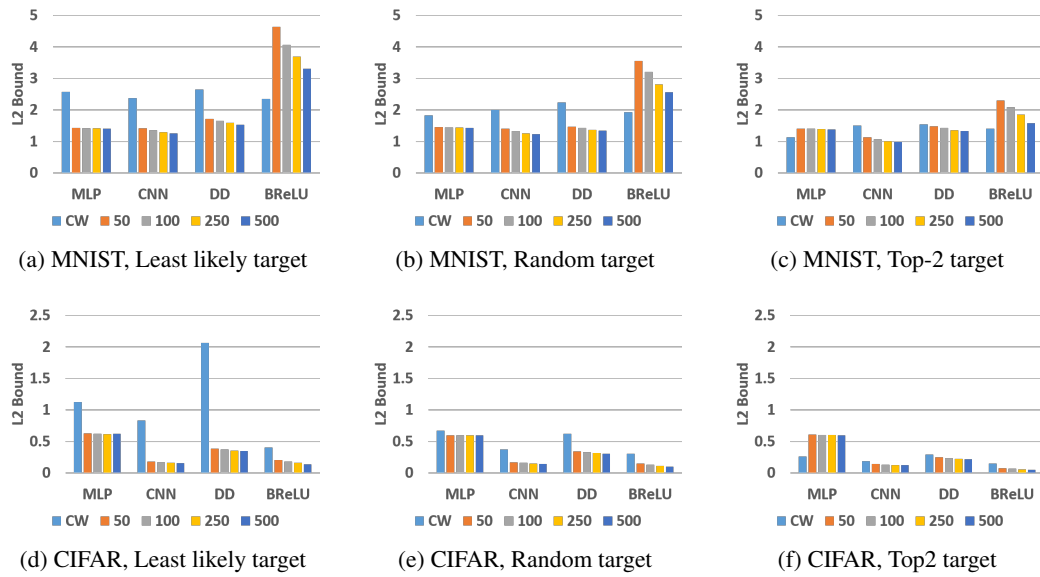


Figure 9: Comparison of the CLEVER score calculated by $N_b = \{50, 100, 250, 500\}$ and the ℓ_2 norm of adversarial distortion found by CW attack (CW) on MNIST and CIFAR models with 3 target types.