

# REOH: Runtime Energy Optimization for Heterogeneous Systems (IFI-UiT Technical Report 2018-81)

Vi Ngoc-Nha Tran, Tommy Oines, Alexander Horsch, and Phuong  
Hoai Ha

Department of Computer Science  
UiT The Arctic University of Norway  
Tromsø, Norway  
{vi.tran, toi002, alexander.horsch, phuong.hoi.ha}@uit.no

January 31, 2018

## Abstract

Significant efforts have been devoted to choosing the best configuration of a computing system to run an application energy efficiently. However, available tuning approaches mainly focus on homogeneous systems and are inextensible for heterogeneous systems which include several components (e.g., CPUs, GPUs) with different architectures.

This study proposes a holistic tuning approach called REOH, based on probabilistic models to predict the most energy-efficient configuration (i.e., which platform and its setting) of a *heterogeneous* system for running a given application. Based on the computation and communication patterns from Berkeley dwarfs, we conduct experiments to devise the training data set that covers a wide range of application patterns and characteristics. Validating the REOH approach on heterogeneous systems including CPUs and GPUs shows that the energy consumption by the REOH approach is only one third the energy consumption by the previous (homogeneous) approaches in the best cases and close to the optimal energy consumption by the brute-force approach. Based on the REOH approach, we develop an open-source energy-optimizing runtime framework for selecting an energy efficient configuration of a heterogeneous system for a given application at runtime.

## 1 Introduction

Improving the energy efficiency and reducing energy consumption are ones of the most important requirements of computing systems. Nowadays, Heterogeneous

System Architecture (HSA) is widely introduced to achieve better efficiency regarding power and performance of applications. HSA combines a wide range of devices, varying from CPU to GPU and mobile devices.

The factors that have impacts on the application performance and its optimization strategies are algorithm design and implementation (i.e., control flow, memory types, memory access pattern and instruction count) and its execution configuration [6]. When an application runs on a heterogeneous system, one of the strategies to reduce energy consumption is to run the application with an appropriate system configuration.

Several attempts [16, 1, 13, 15, 10, 17, 7, 11, 12] have been made to find the best configurations to run an application to achieve energy efficiency. However, available tuning approaches are mainly conducted for homogeneous systems and little research are conducted for heterogeneous systems which includes several components (e.g., CPUs and GPUs) with different types of processing units and different architectures. The approaches to improving the energy-efficiency of heterogeneous systems are mostly devoted to the hardware design. The methodology to tune configurations for energy optimization on heterogeneous systems, however, is missing.

Table 1 summarizes the related work to this study according to the four aspects: the optimization goal (i.e., Optimization), the optimization object (i.e., Object), whether the targeted system is homogeneous or heterogeneous (i.e., System), and whether the approach is applicable for general or specific applications (i.e., Application). Table 1 shows how our study is different from its related work. Its goal is to optimize energy efficiency by choosing an appropriate configuration of heterogeneous systems for a given application. The details of the related work are described in Section 5.

The main goal of existing tuning approaches [16, 1, 13, 15, 12] is mostly to optimize performance, only some approaches optimize energy consumption [7, 17, 11]. Energy consumption requires fine-grained sensors for measurement and new programming libraries that are only available in the modern high performance devices. Measuring energy of computing systems are complicated to be done manually and requires automatic tools as well as good prediction models.

Moreover, energy-optimizing approaches for homogeneous systems are only applicable for an *individual* component (e.g., CPUs or GPUs) of a heterogeneous system and therefore they cannot be used as a *holistic* approach for a heterogeneous system consisting of different components (e.g., CPUs and GPUs). Holistic approaches that consider all heterogeneous components together, are essential for optimizing the energy consumption of the whole heterogeneous system. As demonstrated in Figures 1 and 2, the homogeneous approach (i.e., LEO [11]) chooses to run application 17 on GPU to minimize energy consumption (cf. Figure 1) since the energy consumption of the application on GPU is less than the energy consumption on CPU. However, the holistic approach (i.e., REOH) chooses to run application 17 on CPU (cf. Figure 2) when considering the energy consumption of the whole system consisting both CPU and GPU. Unlike the homogeneous approach that consider CPU energy and GPU energy in isolation, the holistic approach consider CPU energy and GPU energy to-

Table 1: Auto-Tuning Framework

<b>Study</b>	<b>Optimization</b>	<b>Object</b>	<b>System</b>	<b>Application</b>
ATLAS, BLAS [16] LAPACK [1] SPIRAL[13]	Time	Code variant	Homogeneous (i.e., CPU or GPU)	Specific
OSKI [15]	Time	Code variant	Homogeneous (e.g., CPU or GPU)	Specific
OPENCL [10]	Time	Compiler- factor	Homogeneous (i.e., GPU)	General
PowerCap [17]	Timeliness Energy- efficiency	Configuration	Homogeneous (i.e., CPU)	General
POET [7]	Energy- efficiency	Configuration	Homogeneous (i.e., CPU)	General
LEO [11]	Time Power Energy	Configuration	Homogeneous (i.e., CPU)	General
Nitro [12]	Time	Code variant	Homogeneous (i.e., GPU)	Specific
REOH (this study)	Energy- efficiency	Configuration	Heterogeneous (e.g., CPU and GPU)	General

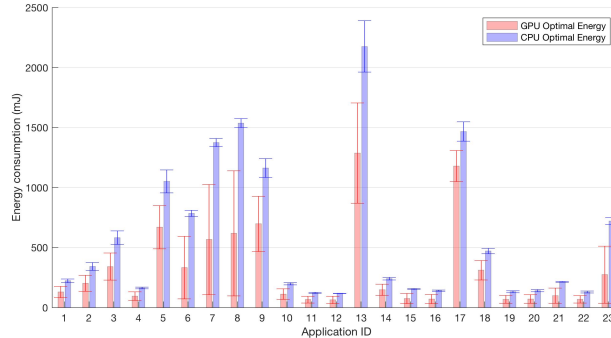


Figure 1: Optimized energy consumption of CPU and GPU from homogeneous approach

gether. It is because although the application runs on GPU (resp. CPU), idle CPU (resp. GPU) consumes energy as well (i.e., static energy).

Figure 1 shows the optimal energy consumption of 23 applications on two separate homogeneous systems (i.e., CPU or GPU). The application details are listed in Table 3. Each application are run with all available configurations of each platforms and its energy consumption is measured. Based on the energy consumption of each application on all configurations, the optimal energy (i.e., the least energy) for each platforms are show in Figure 1. It can be seen that the energy consumption of GPU is lower than that of CPU in all cases.

Figure 2 shows the energy consumption of the heterogeneous system containing two platforms (i.e., CPU and GPU). The total energy includes both static and dynamic energy of the active platform (e.g., CPU) and the static energy of idle platform (e.g., GPU). The gap between the optimal energy when running an application on CPU and the optimal energy when running the same application on GPU is shorter than the counterpart in Figure 1. Unlike the results in Figure 1, in Figure 2 running application 17 on CPU is more energy efficient.

Besides, one of the main challenges of devising tuning approaches for heterogeneous systems is the unification of configurations among platforms. Different platform types (i.e., CPU, GPU) have different sets of settings and different methods to change their configurations. Analyzing the available settings of all the platforms within a heterogeneous system and unifying them are challenging.

The proposed approach aim to address the following research question: *"Given executable files of an application and a heterogeneous system containing platforms with different architecture, which system configuration (i.e., platform and its setting) to run the application most energy-efficiently?"*

This study focuses on applications that runs on one platform (e.g., CPU or GPU) at a time. An application has different executable files for different platforms (e.g., CPU or GPU). For example, Rodinia benchmarks suite [3] supports

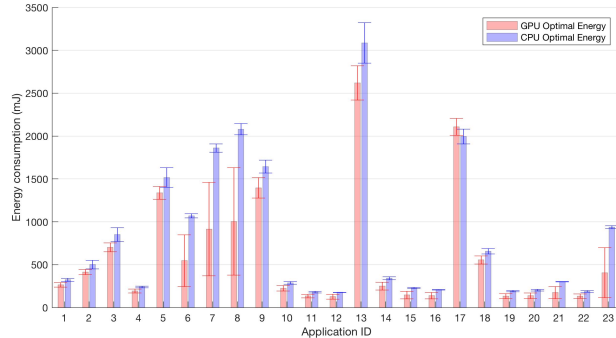


Figure 2: Optimized energy consumption of CPU and GPU from heterogeneous approach, which considers both static and dynamic energy of each platform

programming models such as OpenCL which can provide different executable files of the same benchmark. This study, however, does not consider the case where an application runs on multiple platforms in the same execution.

This study propose holistic tuning approach based on probabilistic model to predict the most energy-efficient configuration of heterogeneous systems for a given application. Based on the application communication and computation patterns (i.e., Berkeley dwarfs [5], we choose the Rodinia benchmarks for experiment study and devise a training data set. The objectives when choosing Rodinia benchmarks [3] are to devise a training data set that cover a wide range of application patterns and characteristics. The validation of the approach shows that the proposed approach selects the more energy-efficient configuration compared to the homogeneous approach [11] and the energy consumption is closer to the optimal energy consumption by the brute-force approach. We also provide an open-source energy-optimizing runtime framework to choose which configuration of a heterogeneous system to run a given application at runtime.

In this work, the following contributions have been made.

- Devise a new holistic tuning approach for heterogeneous systems based on a probabilistic network technique, which is called REOH. We propose a method to unify the configurations of different platform types (e.g., CPU and GPU) and devise a training data set with a small set of applications based on the knowledge of application characteristics from Berkeley dwarfs. To the best of our knowledge, REOH is the first approach that can tune the configuration of a heterogeneous system for general applications to optimize their energy consumption (cf. Table 1).
- Validate the REOH approach on a heterogeneous system consisting of CPUs and GPUs, showing that REOH approach achieves better results than the state-of-the-art (namely, LEO framework [11]) . In most of the cases (e.g., 22 out of 23 applications), the energy consumption by REOH

is closer (i.e., within 5% different) to the optimal energy consumption by the brute-force approach when choosing the most energy-efficient system configuration for the applications. The REOH approach achieves up to 65% less energy consumption than the existing approaches [11].

- Develop an open-source energy-optimizing runtime framework for selecting an energy efficient configuration of a heterogeneous system for a given application at runtime. The framework takes as the input the executable files that the users want to run on a targeted heterogeneous system. Then the framework will choose an appropriate configuration of the targeted heterogeneous system to run the executable files energy-efficiently. This tool is provided as an open source for scientific research purposes.

The content of the paper is organized as follows. Section 2 describes REOH, the energy optimization approach for heterogeneous systems. In Section 3, we validate the approach on a heterogeneous system consisting of CPUs and GPUs. Based on the proposed energy optimization approach, Section 4 describes the energy-optimizing runtime framework and its implementation. The related work to this study is summarized in Section 5. Section 6 concludes the study.

## 2 A Holistic Tuning Approach for Heterogeneous Systems

This section describes REOH, the holistic tuning approach for heterogeneous systems. The REOH approach is inspired by the probabilistic graphical model-based approach [11] to predict the energy consumption of all configurations in the systems based on the offline training data and the online sample data. The probabilistic graphical model-based approach uses hierarchy directed Bayesian network to exploit the conditional dependence of unobserved variables to the previous observed applications. In the context of this study, the unobserved variables are the power consumption and execution time of a new application on every system configurations that we want to estimate. The previous observed applications is the training data.

Offline training data is the execution times and power consumption of a set of applications. Power is computed by dividing the measured energy consumption by the measured execution time. The offline training data is collected by executing a set of applications that capture a wide range of computation and communication patterns on all possible configurations of the system. The online sample data is the execution time and power consumption of a targeted application when running on some selected configurations of the system. The offline training data provides the knowledge on representative applications while the online sample data provides the knowledge of the targeted application. Based on both offline training and online sample data, a probabilistic graphical model predicts the data for the targeted application on all available configurations of the systems. Based on the prediction results, the best configurations for energy consumption of the targeted application is obtained.

Like previous approaches based on probabilistic graphical models [11], this approach targets applications which have long running time or many repeated instances as well as applications have phases to change configuration online. Energy consumption of such applications can be reduced by using probabilistic graphical model-based approach.

## 2.1 Unifying platform configurations

In order to devise the probabilistic graphical model for heterogeneous systems, the configurations of all included platforms (e.g., CPU, GPU) need to be unified. The considered hardware features defining the configurations are three numbers: the number of used cores, the number of DVFS settings, and the number of memory controllers [11]. For instance, the evaluation system has the CPU (2 x Xeon E5-2650Lv3) with 24 cores, 8 DVFS settings and 2 memory controllers, which results as  $24 \times 8 \times 2 = 384$  configurations. In the REOH approach proposed in this study, there are several platforms involved in heterogeneous systems, which requires the uniform of the platform configurations.

In this section, we propose a methodology for unifying the configurations of different platforms such as CPU and GPU. Lee et.al. [8] provided a comparison of CPU and GPU performance on 14 kernels considering architectural differences such as processing element (or PE) and bandwidth differences. Inspired by their study, we considers the peak compute flops and peak memory bandwidth when unifying the configurations of different platforms. The average performance (in flops) of each processing element is computed by dividing the platform computing flops by the total number of processing elements in the platform:  $Flops_{PE} = \frac{PeakFlops}{TotalPE}$ . In the context of this study, the total processing elements are the number of cores available in the platform. E.g.,  $Flops_{CPUcore} = \frac{PeakFlops_{CPU}}{TotalCores_{CPU}}$  and  $Flops_{GPUcore} = \frac{PeakFlops_{GPU}}{TotalCores_{GPU}}$ .

Therefore, to unify the number of cores in GPU (or  $nGPUcore$ ) with a equivalent number of cores in CPU (or  $nCPUcore$ ), we compare performance of CPU cores and GPU cores as in Equation 1:

$$\begin{aligned} nGPUcore &= \frac{Flops_{GPUcore}}{Flops_{CPUcore}} \times nCPUcore \\ &= \frac{PeakFlops_{GPU}}{TotalCores_{GPU}} \times \frac{TotalCores_{CPU}}{PeakFlops_{CPU}} \times nCPUcore \quad (1) \end{aligned}$$

In our heterogeneous system, there are two platforms CPU Xeon E5-2650Lv3 and GPU Nvidia Quadro K620 with peak performance 115.2 GFlops and 860 GFlops respectively. The CPU has 384 configurations while the GPU has 5 configurations. The number of GPU configurations is small because only the number of cores is changable. The number of cores for GPU in the context of this study is the work group size assigned to the applications. The average performance for a CPU core is  $\frac{115.2}{24} = 4.8$  GFlops while the average performance for a GPU core is  $\frac{860}{384} = 2.24$  GFlops. One GPU core is equivalent to  $\frac{24}{115.2} * \frac{860}{384} = 0.47$  CPU core, which is approximately half of the performance of one CPU core. Therefore, one GPU core is approximately equivalent to 0.5 CPU core.

Similarly, we convert number of memory controllers of GPU (or  $nGPU_{mem}$ ) to the number of memory controllers in CPU (or  $nCPU_{mem}$ ) based on peak memory bandwidth of CPU and GPU as in Equation 2. CPU Xeon E5-2650L and GPU Nvidia Quadro K620 has a peak bandwidth 68 GB/s and 28.8 GB/s respectively. Both CPU and GPU platforms have two memory controllers. The bandwidth of one memory controller of GPU ( $GB_{GPU_{core}}$ ) is equivalent to  $\frac{28.8}{68}$  CPU counterpart, which is approximately half of the bandwidth of a CPU memory controller.

$$nGPU_{mem} = \frac{GB_{GPU_{core}}}{GB_{CPU_{core}}} \times nCPU_{mem} \quad (2)$$

The frequency in REOH approach is represented by integer numbers. Since the model uses frequency indices instead of the frequency values (i.e., CPU frequency index of our CPU Xeon in REO approach varies from 0-7 for 8 settings equivalent to its frequencies from 1.2 GHz to 1.8GHz), the frequency index for other platforms can be added by using the bigger numbers (i.e., from 8).

## 2.2 Total energy consumption of heterogeneous systems

The research question that the REOH approach wants to address is: which platform (CPU or GPU), together with its configuration, in a heterogeneous system is the most energy efficient for executing a given application. In our research context, when an application is executed by ones of the platforms (e.g., active platforms), the other platforms are in idle mode. The energy consumption of the active platforms includes their static and dynamic energy while the energy consumption of the idle platforms includes only their static energy. The total energy consumption of a whole heterogeneous system includes not only the energy of active platforms but also the energy of idle platforms as Equation 3. The energy consumption of active platforms includes static and dynamic energy while the energy consumption of idle platforms is the static energy. In Equation 3, the heterogeneous system has  $m$  platforms. The active platforms are platforms (1, 2, ...,  $n$ ) and the idle platforms are platforms ( $n+1$ ,  $n+2$ , ...,  $m$ ).

$$E^{total} = \sum_{i=1}^n (E_i^{static} + E_i^{dynamic}) + \sum_{j=n+1}^m E_j^{static} \quad (3)$$

This is one of the main differences between the REOH holistic approach and existing (homogeneous) approaches that consider the energy consumption of individual platform in isolation. In our heterogeneous system used for validating the REOH approach, there are two platforms CPU and GPU. If an application is run on CPU while GPU is idle, the total energy is computed as  $E_{CPU}^{total} = E_{CPU}^{static} + E_{CPU}^{dynamic} + E_{GPU}^{static}$ . If an application is run on GPU while CPU is idle, the total energy is computed as  $E_{GPU}^{total} = E_{GPU}^{static} + E_{GPU}^{dynamic} + E_{CPU}^{static}$ .



Table 2: Application categories based on dwarf list

<b>Dwarf</b>	<b>Performance Limit[5]</b>	<b>Benchmark [3]</b>
Dense linear algebra	Computation	LUD kmeans
Sparse Matrix	50%Computation 50% Memory Bandwidth	
Graph Traversal	Memory Latency	B+Tree BFS
Structured Grid	Memory Bandwidth	HeartWall Particle Filter
Unstructured Grid	Memory Latency	CFD Solver Back Propagation
Dynamic Programming	Memory Latency	Path Finder Needleman-Wunsch
N-body	Computation	LAVAMD
Spectral	Memory Latency	GPUDWT

### 2.3 Application categories

Based on study [6], there are impact factors that affect the application performance and its optimization strategies such as algorithm design, execution configuration, control flow, memory types, memory access pattern and instruction count.

As mentioned earlier, the probabilistic approach requires a training data set obtained offline. The main objectives of the training data set is to represent the wide range of computation and communication patterns and characteristics. In order to identify such varied set of patterns, we consider the pattern categories based on Berkeley dwarfs [5] and its corresponding benchmarks in the Rodinia benchmark suite [3].

The benchmarks are categorized based on their dwarfs and characteristics as Table 2. Each of the dwarfs has performance limit due to computation, memory bandwidth or memory latency as shown in the second column (e.g., Performance Limit). The third column shows the benchmarks belonging to the dwarf.

In order to select the benchmarks that represent a wide range of applications behaviors, we choose a set of benchmarks that cover all three categories of performance limits (e.g., computation, memory bandwidth and memory latency) such as LUD, Kmeans, BFS, Particle Filter and CFD. LUD, BFS, Particle Filter and CFD belong to the first four dwarfs in Table 2. Kmeans belongs to Dense linear algebra but it is the benchmark has performance limit at the borderline of memory bandwidth and computation, depending on which platform it is run

on. E.g., Kmeans has memory bandwidth as performance limit on CPU and computation as performance limit on GPU [6].

For the benchmark implementation, we chose Rodinia [3] to validate our approach because it provides implementations for a variety of platforms (e.g., CPU and GPU) and programming models (e.g., OpenCL, CUDA, OpenMP). Among the supported programming models of Rodinia, OpenCL is selected since OpenCL is supported on a several architectures such as CPU and accelerators.

Moreover, the problem size can also impact the benchmark performance and its optimization strategy [6, 14]. Therefore, for each of the chosen benchmarks, we also select a set of input that covers a wide range of benchmark behaviors. The selected input was generated using the data generators from Rodinia, in which sample sizes were chosen to grow exponentially.

### 3 Energy Saving - Experimental Results

In this section, we validate the REOH approach by experimental study: how close to the optimal configuration (by the brute-force approach) the configuration by the REOH approach is. The optimal configuration means the best platform and its best setting in term of energy consumption. The REOH approach predicts the best configurations (i.e., the best platform and its best setting in term of energy consumption) based on the training data and sampling data.

#### 3.1 Devise training data and sampling data

The training data was devised by conducting the experiments to measures energy consumption of 23 applications (each application is a combination of a benchmark and an input) on all available configurations of two platforms (i.e., 384 configurations on CPU and 5 configurations on GPU) in the targeted heterogeneous system (cf. Table 3).

The sampling data is obtained by running a given application with sample configurations and measure its energy consumption. In our validation, sample configurations are chosen randomly, except the minimum configuration (i.e., the minimum number of cores, the lowest frequency, the minimum number of memory controllers) and maximum configurations (i.e., the maximum number of cores, the highest frequency, the maximum number of memory controllers) on both platforms. Note that the minimum number of cores (resp. memory controller) is one in order to ensure that the application always completes in a finite amount of time.

#### 3.2 Approach validation

Based on the training data and sampling data, the probabilistic model is applied to estimate the energy consumption of the remaining configurations (namely, all possible configurations except for sample configurations). Noted that when sampling an application  $A$ ,  $A$ 's data is removed from the training data set. From

the estimated energy consumption of all configurations, the best configuration which consumes the least energy is selected.

We compare the result of the REOH approach with the LEO approach [11], the state-of-the-art (homogeneous) approach based on a similar probabilistic model. LEO approach is applied on homogeneous system (i.e., either on CPU platform with CPU data or GPU platform with GPU data). However, since GPU has only 5 configurations, the data size is insufficient to be used with the LEO approach. The probabilistic approach uses regression diagnostics (i.e., regstats function) [2] with full quadratic [4] as an input model. The regstats function has 3 predictors (i.e., the number of cores, the frequency index and the number of memory controllers) which creates 10 (i.e.,  $\frac{(3+1) \times (3+2)}{2}$ ) predictor variables [4]. The model, therefore, requires at least 10 observations (i.e., the number of sample configurations). Since GPU has less than 10 configurations, LEO approach can not be applied for GPU data. Therefore, we compare the most energy-efficient configuration by the REOH approach for a heterogeneous system containing a CPU and a GPU to the most energy-efficient configurations by the LEO approach for a homogeneous system with a CPU platform.

Moreover, we also compare the REOH results with the optimal results by the brute-force approach that has all measured data of all platforms (i.e., CPU and GPU) available without prediction. The brute-force approach always choose the optimal configuration.

Figure 3 shows the energy consumption (in mJ) of the configurations selected by the three approaches for 23 applications and Figure 4 shows the energy consumption difference between the two approaches (LEO [11] and REOH) and the Brute-force approach. The list of applications and their ID are summarized in Table 3.

The results shows that for 22 out of 23 applications, the REOH approach on heterogeneous systems selects the better configurations than the LEO approach in term of their energy consumption. Energy consumption of the REOH approach is up to is only 1/3 of the energy consumption by the LEO approach in the best cases.

LEO approach has better prediction only on the application 17: 2% less energy consumption than the REOH approach. Although application 17 has the best configuration on the CPU platform and the LEO approach, which considers only CPU data, is expected to be more accurate, the energy difference on the CPU platform between LEO and REOH approaches is marginal. Even though REOH approach predicts a configuration with higher energy consumption than LEO approach at application 17, its energy consumption is within 5% of the optimal energy consumption by the brute-force approach (cf. Figure 4).

Moreover, the results by the REOH approach is less than 5% difference from the Brute-force approach on the first 22 applications. Application 23 has higher difference percentage because the application itself has high deviation of measured energy values in its experiments, which results in higher deviation when selecting the best configuration. This happens with the LEO approach as well: for application 23, the energy consumption by LEO approach is 252%

Table 3: Application details

Application ID	Benchmark	Input
1	BFS	graph1M
2	BFS	graph2M
3	BFS	graph4M
4	BFS	graph512k
5	BFS	graph8M
6	CFD	fvcorr.domn.097K
7	CFD	fvcorr.domn.193K
8	CFD	missile.domn.0.2M
9	Kmeans	1000000_34
10	Kmeans	100000_34
11	Kmeans	10000_34
12	Kmeans	1000_34
13	Kmeans	3000000_34
14	ParticleFilter	128_10_100000_dp
15	ParticleFilter	128_10_10000_dp
16	ParticleFilter	128_10_1000_dp
17	ParticleFilter	128_2500_10000_dp
18	ParticleFilter	128_500_10000_dp
19	LUD	1024
20	LUD	2048
21	LUD	4096
22	LUD	512
23	LUD	8192

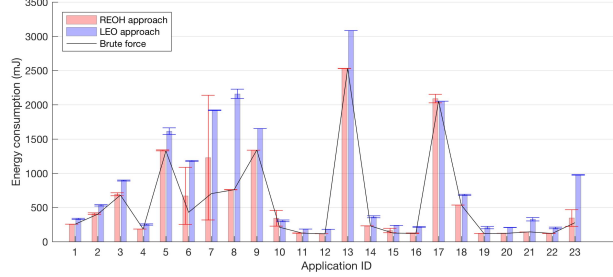


Figure 3: Energy comparison of the three approaches: LEO, REOH (this study) and Brute-force. The REOH approach consumes 65% less energy than the LEO approach at application 8.

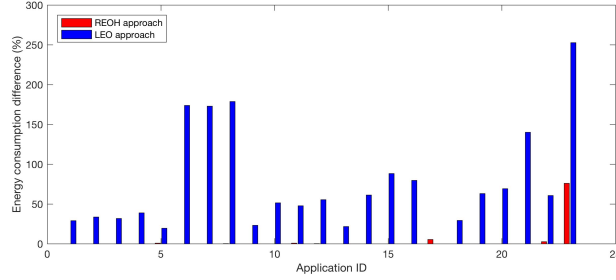


Figure 4: Percentage of the differences on energy consumption of LEO and REOH approach compared to Brute-Force approach

higher than the energy consumption by the brute-force approach. For the 21 other applications (except application 17), the energy consumption by the LEO approach is from 20% up to 179% higher than the energy consumption by the brute-force approach, which is much higher than the energy consumption by REOH approach (cf. Figure 4).

The results has confirmed that the REOH approach can use the training set from selected applications to predict competitive configurations (within 5% of the optimal) in term of energy consumption. The results also confirms that the REOH approach provides better accuracy compared to the LEO approach, the state-of-the-art approach based on a probabilistic model.

## 4 Energy-optimizing Runtime Framework

Based on the new REOH approach, an open-source runtime framework has been developed to provide users with an energy-efficient system configuration for a given executable running on a heterogeneous system. The framework is publicly available at: <https://github.com/uit-agc/REOH>

## 4.1 Framework design

Figure 5 shows an overview of our framework.

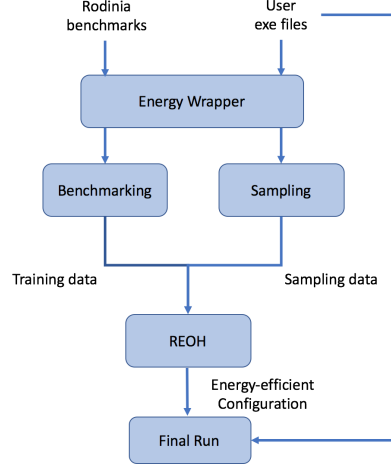


Figure 5: Prototype Overview

**Energy Wrapper** The energy wrapper consists of an executable that is responsible for setting platform configurations and measuring energy and execution time of a given application. Each application should provide two executables: one for the CPU platform and one for the GPU platform, assuming the underlying heterogeneous system consists of CPU and GPU platforms. Time and energy measurement were performed using MeterPU [9], instantiated with Intel PCM for CPU and Nvidia NVML for GPU. The executables are executed using the POSIX `system()` command.

**Benchmarking** The module is to obtain the training data for a given heterogeneous system by executing the energy wrapper module over all 23 applications (cf. Table 3) for all system configurations. This step only need to performed once.

**Sampling** The sampling is performed by executing the energy-wrapper for user executables on sample configurations. This module is to provide the sampling data in order to estimate the energy consumption of the executables on all configurations. This step is performed for every given application and its executables from users.

The output data of both the Benchmarking and Sampling module is converted to the appropriate format using the scripts provided in this framework. During transformation, we also add static energy consumed by CPU and GPU. The static energy were measured by recording the energy measurements over

20 seconds for each platform using MeterPU[9]. This was done once to measure the static power of each platform in the heterogeneous system. The static power are stored for later use.

**REOH** The energy-optimizing module estimates the energy consumption of all configurations of the heterogeneous system based on the training data set and sampling data set. Then it provides a appropriate energy-efficient configuration to run the given application.

**Final Run** From the configuration provided by REOH module, the Final Run module runs the appropriate executable file (e.g., executable file for CPU or GPU) on the provided configuration and measure its energy consumption.

## 4.2 Implementation details

In order to measure energy consumption of Rodinia benchmarks, two main modifications have been made. i) Changing the OpenCL setup to target our specific platforms. ii) Reading work-group sizes from environment for GPU. Executables were produced for each platform, which were then passed to energy-wrapper module.

All benchmarks were performed on a 24-core Intel(R) Xeon(R) CPU E5-2650L v3, with 100GB RAM, running Linux 3.10.0. For GPU experiments an Nvidia Quadro K620 was used. The prototype was implemented using C, C++ and OpenCL for the Rodinia benchmarks and Energy Wrapper component. Data transformation and benchmarking tools were implemented using Bash and AWK.

## 5 Related Work

The related work to this study is summarized in Table 1. The summary shows that the previous approaches are either for tuning the code variants (i.e., implementations of an algorithm or an application) and therefore restrict to a specific application [16, 1, 13, 15]; or for tuning configurations for a general application but only applicable to homogeneous system with a single unit type (i.e., CPU or GPU) [10, 7, 17, 11]. Study [12] tune the code variants according to GPU devices. The approach is however, also restrict to a specific set of applications and is not for a general applications.

There are a group of studies [16, 1, 13, 15] that provides auto-tuning framework for stencils kernels to utilize architectural resources and allow performance portability across diverse architecture. However, they mainly focus on tuning specific implementations or algorithms and are not applicable to a general application.

Study about PowerCap [17] chooses the most suitable settings for energy efficiency but still meet the performance requirement. It operates based on feedback, then observes, decide and act. The approach requires feedback on a

certain platform (e.g., CPU) which is not applicable for heterogeneous systems. POET [7] also chooses the system configuration to meet energy requirement based on feedback and controllers. However, POET is also applicable to homogeneous system with a single unit type (e.g., CPU).

This study is inspired by LEO framework [11]. LEO chooses the best system configuration depending on the application and its input. This approach uses probabilistic graphical models to estimate the energy consumption of applications. However, LEO only considers a set of configurations of a CPU-based homogeneous system. The present approach (this study) overcomes the main obstacles of tuning configurations on heterogeneous systems and uses probabilistic models to identify the most energy-efficient configuration for an application running on heterogeneous systems.

## 6 Conclusion

This study has proposed and validated REOH, a new holistic approach using probabilistic model to predict and select the optimal configurations in term of energy consumption of heterogeneous systems for a given application. This study has demonstrated, for the first time, an approach that can tune the configuration of a heterogeneous system for general applications to optimize their energy consumption. Based on the REOH approach, a runtime framework for executing given executables energy-efficiently is developed and provided as open source software for scientific purposes.

## References

- [1] Lapack: Linear algebra package. [Online]. Available: <http://www.netlib.org/lapack/>
- [2] Regression diagnostics. [Online]. Available: <https://www.mathworks.com/help/stats/regstats.html>
- [3] Rodinia:accelerating compute-intensive applications with accelerators. [Online]. Available: <http://www.cs.virginia.edu/~skadron/wiki/rodinia/index.php/>
- [4] x2fx - convert predictor matrix to design matrix. [Online]. Available: <https://www.mathworks.com/help/stats/x2fx.html>
- [5] K. Asanovic, R. Bodik, B. C. Catanzaro, J. J. Gebis, P. Husbands, K. Keutzer, D. A. Patterson, W. L. Plishker, J. Shalf, S. W. Williams, and K. A. Yelick, "The landscape of parallel computing research: A view from berkeley," *Technical Report No. UCB/EECS-2006-183, University of California, Berkeley*, 2006.



- [6] W.-c. Feng, H. Lin, T. Scogland, and J. Zhang, “Opencl and the 13 dwarfs: A work in progress,” in *Proceedings of the 3rd ACM/SPEC International Conference on Performance Engineering*, ser. ICPE ’12. New York, NY, USA: ACM, 2012, pp. 291–294. [Online]. Available: <http://doi.acm.org/10.1145/2188286.2188341>
- [7] C. Imes, D. H. K. Kim, M. Maggio, and H. Hoffmann, “Poet: a portable approach to minimizing energy under soft real-time constraints,” in *21st IEEE Real-Time and Embedded Technology and Applications Symposium*, April 2015, pp. 75–86.
- [8] V. W. Lee, C. Kim, J. Chhugani, M. Deisher, D. Kim, A. D. Nguyen, N. Satish, M. Smelyanskiy, S. Chennupaty, P. Hammarlund, R. Singhal, and P. Dubey, “Debunking the 100x gpu vs. cpu myth: An evaluation of throughput computing on cpu and gpu,” in *Proceedings of the 37th Annual International Symposium on Computer Architecture*, ser. ISCA ’10. New York, NY, USA: ACM, 2010, pp. 451–460. [Online]. Available: <http://doi.acm.org/10.1145/1815961.1816021>
- [9] Lu Li, Christoph Kessler, “MeterPU: A Generic Measurement Abstraction API Enabling Energy-tuned Skeleton Backend Selection.” in *Proc. International Workshop on Reengineering for Parallelism in Heterogeneous Parallel Platforms (REPARA-2015) at ISPA-2015*, vol. 3. IEEE, 2015, pp. 154–159.
- [10] A. Magni, C. Dubach, and M. F. P. O’Boyle, “A large-scale cross-architecture evaluation of thread-coarsening,” in *Proceedings of the International Conference on High Performance Computing, Networking, Storage and Analysis*, ser. SC ’13. New York, NY, USA: ACM, 2013, pp. 11:1–11:11. [Online]. Available: <http://doi.acm.org/10.1145/2503210.2503268>
- [11] N. Mishra, H. Zhang, J. D. Lafferty, and H. Hoffmann, “A probabilistic graphical model-based approach for minimizing energy under performance constraints,” in *Proceedings of the Twentieth International Conference on Architectural Support for Programming Languages and Operating Systems*, ser. ASPLOS ’15. New York, NY, USA: ACM, 2015, pp. 267–281. [Online]. Available: <http://doi.acm.org/10.1145/2694344.2694373>
- [12] S. Muralidharan, M. Shantharam, M. Hall, M. Garland, and B. Catanzaro, “Nitro: A framework for adaptive code variant tuning,” in *2014 IEEE 28th International Parallel and Distributed Processing Symposium*, May 2014, pp. 501–512.
- [13] M. Puschel, J. M. F. Moura, J. R. Johnson, D. Padua, M. M. Veloso, B. W. Singer, J. Xiong, F. Franchetti, A. Gacic, Y. Voronenko, K. Chen, R. W. Johnson, and N. Rizzolo, “Spiral: Code generation for dsp transforms,” *Proceedings of the IEEE*, vol. 93, no. 2, pp. 232–275, Feb 2005.

- [14] V. N. N. Tran and P. H. Ha, “Ice: A general and validated energy complexity model for multithreaded algorithms,” in *2016 IEEE 22nd International Conference on Parallel and Distributed Systems (ICPADS)*, Dec 2016, pp. 1041–1048.
- [15] R. Vuduc, J. W. Demmel, and K. A. Yelick, “Oski: A library of automatically tuned sparse matrix kernels,” in *Institute of Physics Publishing*, 2005.
- [16] R. C. Whaley, A. Petitet, and J. J. Dongarra, “Automated empirical optimization of software and the atlas project,” *PARALLEL COMPUTING*, vol. 27, p. 2001, 2000.
- [17] H. Zhang and H. Hoffmann, “Maximizing performance under a power cap: A comparison of hardware, software, and hybrid techniques,” in *Proceedings of the Twenty-First International Conference on Architectural Support for Programming Languages and Operating Systems*, ser. ASPLOS ’16. New York, NY, USA: ACM, 2016, pp. 545–559. [Online]. Available: <http://doi.acm.org/10.1145/2872362.2872375>