

Crowd Behavior Simulation with Emotional Contagion in Unexpected Multi-hazard Situations

Mingliang Xu, Xiaozheng Xie, Pei Lv, Jiangwei Niu, Hua Wang
Chaochao Li, Ruijie Zhu, Zhigang Deng and Bing Zhou

Abstract—In this paper we present a novel crowd simulation method by modeling the generation and contagion of panic emotion under multi-hazard circumstances. Specifically, we first classify hazards into different types (transient and persistent, concurrent and non-concurrent, static and dynamic) based on their inherent characteristics. Then, we introduce the concept of perilous field for each hazard and further transform the critical level of the field to its invoked-panic emotion. After that, we propose an emotional contagion model to simulate the evolving process of panic emotion caused by multiple hazards in these situations. Finally, we introduce an Emotional Reciprocal Velocity Obstacles (ERVO) model to simulate the crowd behaviors by augmenting the traditional RVO model with emotional contagion, which combines the emotional impact and local avoidance together for the first time. Our experimental results show that this method can soundly generate realistic group behaviors as well as panic emotion dynamics in a crowd in multi-hazard environments.

Index Terms—crowd simulation, emotional contagion, multi-hazard, emotional reciprocal velocity obstacles

arXiv:1801.10000v1 [cs.MA] 19 Jan 2018

1801.10000v1

1 INTRODUCTION

The advances in the study of typical crowd behaviors (such as stampede incidents and terrorist attacks) in various domains including psychology, security management, and computer science, have pointed out that simulating both the sentimental state evolution and decision-making of a crowd under different circumstances is an efficient way to show inherent laws of nature [1]. This problem has been considered as a systems that as a class of multi-input multioutput systems in the non-strict feedback structure [2]. As a result, it is important to accurately model both the simulation environment and emotional contagion among individuals for realistic crowd simulation.

Recent research efforts of crowd simulation in emergency circumstances have been mostly focused on those situations where there is only one hazard in the area of interest [3], [4], [5], [6], [7], [8], [9]. However, in some real-world cases, multiple hazards may occur in the same area over a period of time, such as the

two sequential bombing attacks in Boston in 2013. Traditional crowd simulation algorithms with a single hazard in the scenario cannot be applied to these cases directly because of the following reasons:

1) A multi-hazard scenario, including different types of hazards, different critical levels of hazards, dynamic changes of hazards, various evacuation strategies, and so on, is more complex than the case with a single hazard. The traditional single-hazard models cannot handle all the above factors in a unified way.

2) The emotional contagion in multiple hazards environment is a complex combining process of emotional spreading, concerning both direct effects from hazards and indirect effects from neighboring individuals. However, existing emotional contagion models are mainly designed for single-hazard scenes and cannot be applied to multi-hazard scenes directly.

3) Traditional multi-agent navigation algorithms, like Reciprocal Velocity Obstacles (RVO) [8], have not considered the emotion of individuals, which means they are short of the mechanism to deal with the conflict between obstacle avoidance and panic escaping. Therefore, the simulation results under multi-hazard circumstance by these algorithms appear less realistic.

In order to tackle the above challenges, in this paper, we propose a novel multi-hazard scene model to describe different effects of various types of hazards, which is mainly applied to fire and explosion situations. In this model, the hazards are classified into six different types according to three kinds of inherent attributes: durations, time of occurrence and dynamics. Based on the definitions of these hazards, we further

- Mingliang Xu, Pei Lv, Chaochao Li, Ruijie Zhu and Bing Zhou are with Center for Interdisciplinary Information Science Research, Zhengzhou University, 450000.
- Xiaozheng Xie, Jiangwei Niu is with State Key Laboratory of Virtual Reality Technology and Systems, Beihang University, 100091
- Hua Wang is with School of Computer and Communication Engineering of Zhengzhou University of Light Industry, 450000.
- Zhigang Deng is with Department of Computer Science, University of Houston, Houston, TX, 77204-3010.
E-mail: {xiexumingliang, ielovei, zhuruijie, iebzhou} @zzu.edu.cn;
xiexzheng@163.com;jiangweiniu@buaa.edu.cn;
wanghua@zzuli.edu.cn; zzulcc@gs.zzu.edu.cn;
zdeng4@uh.edu

propose the concept of perilous field and a conversion function to map the criticality of the perilous field to the emotion of individuals. It is noteworthy that emotion in this paper mainly refers to the panic mood of individuals in emergency situations.

In order to depict the complex process of panic spreading, we put forward a new emotional contagion model specially designed for multi-hazard situations by combining panic emotions from different hazards and individuals. Finally, an Emotional Reciprocal Velocity Obstacles (ERVO) model, inspired from the traditional RVO model, is proposed to drive the crowd movement. Different from the existing RVO model, the ERVO model integrates the emotional effect into velocity decision for the first time.

The contributions of this paper are:

- We propose a novel multi-hazard scene model for the description of emergency fire and explosion situations, containing six different types of hazards with their dynamic changing process and an unified criticality conversion function.
- We propose a new emotional contagion model in multi-hazard scenarios, which combines different emotional effects from hazards and individuals in a crowd.
- We propose a novel crowd behavior simulation method, the ERVO to simulate how people under a panic mode choose their paths to safe places or planned goals in a realistic way.

The rest of this paper are organized as follows. Background and related work are reviewed in Section 2. The overview of our work is introduced in Section 3. The definition of multiple types of hazards and emergency scenes are described in Section 4. The emotional contagion process is explained in detail in Section 5. The simulation method of crowd movement is described in Section 6. Our experiments are presented in Section 7. Finally, this paper is concluded in Section 8.

2 RELATED WORK

Although numerous research efforts have been conducted to simulate crowd movements, relatively little literature has been specifically focused on emergency evacuation simulation involved with multiple hazards. In this section, we will mainly review recent works that are clearly related to our work. For more comprehensive review on crowd simulation techniques, please refer to [10].

2.1 Crowd evacuation with social or physical model

One kind of important crowd movement scenarios is to simulate the emergency evacuation. Helbing et al. [3] employ the social force model, combined with social psychology and physics models for the

first time, to describe the panic behavior in evacuation. After that, the lattice gas model [11], multi-grid model [12], agent-based model [5], virtual hindrance model [13], etc., have also been proposed to describe the dynamical behaviors of the emergency crowd. The commonness among these methods is that they choose some typical characteristics of the crowd first, and then use corresponding models to describe different evacuation behaviors. Other studies including [4] simulate the clustering behaviors of a high density crowd in a combined macro-micro perspective. [14] proposes a novel technique simulation of crowd evacuation, which takes merits of both Mutual Information (MI) and Social Force Model (SFM). [15] describes the behavior of virtual human balance maintaining under sudden disturbance. [16] puts forward a cognitive model to direct autonomous characters to perform specific tasks. This cognitive model goes beyond traditional behaviors models. [17] introduces a new crowd formation transform approach to achieve visually pleasing group formation transition and control. [18] analyzes the impact of psychological factors on the crowd movement from the perspective of social psychology. [19] aims at a problem of adaptive quantized control for a class of uncertain nonlinear systems preceded by asymmetric actuator backlash, which is similar with our motion analysis with agents in unexpected situations. Oguz et al. [1] use continuous dynamic model, to simulate the movements of agents in outdoor emergency situations successfully. In this paper, our crowd behavior model mainly focuses on the micro-level behavior simulation. According to different multi-hazard environments, we divide the crowd movement into various cases and design crowd behaviors for each case specially.

2.2 Crowd simulation with psychological model

In the real world, the emotional state of an individual plays a vital role in his/her decision-making, which fundamentally determines his/her movements at each time step [20], [21]. Therefore, many recent works start to consider those psychological factors of agents during the simulating process of crowd movement [22]. Bosse et al. [23] proposes the absorption model based on the heat dissipation theory in thermodynamic, which embodies the role of authority figures in the process of emotional contagion. [24] devises a multi-agent evacuation simulation tool ESCAPES, where an agent accepts the emotion of other agents who has the strongest mood or has special identity. [25] proposes an agent-based evacuation model by considering emotion propagation between individuals to make the simulation more realistic. [26] also proposes a computational model of emotional contagion based on individual personality and relationships. [18] creates a system that enables the specification of different crowd types ranging from audiences to mobs

based on a computational mapping from OCEAN personality traits to emotional contagion. [27] combines the dynamics-based and epidemiological-based models to describe the dynamics of emotional spreading from the perspective of social psychology. [28] uses a modified SIR, originally proposed in [29], to model the emotion evolving in the process of emergency crowd movement. The work in [30] proposes a stress model to realize the interactive simulation of dynamic crowd behaviors. Although stress is similar to our panic emotion in terms of the impact on crowd behaviors, there are still some inherent differences. For one certain crowd scene, they mainly model one type of stress in it and the stress of external environment on individuals. The mutual influence impact among different individuals is ignored. In addition, their model only focuses on the changes of individuals' velocities caused by the magnitude of stress. By contrast, in our paper, the emotional state of agents in emergency situations is mainly the panic emotion. Due to different emotional spreading and reception for various agents, we analyze the emotional contagion by involving the personality factors. Since the panic effect is not only coming from various hazards but also from neighboring individuals, a new micro-continuous emotion contagion model is designed.

2.3 Crowd path planning

In the process of crowd evacuation, an individual's action decision [31], [32], [33], [34] is dependent on the evacuating directions of nearby agents, the locations of hazards, and the obstacles in the scene. Researchers [35], [36] develop a variety of methods to avoid the collision problem through the calculation of possible positions of individuals at the next time step. [37] presents a motion simulation model based on fuzzy-logic control to predict unique lifting motion trajectories. On the premise of collision avoidance, [38] uses a local obstacle avoidance approach, combined with individual's emotion states to calculate the movement of agents iteratively. [8] proposes the well-known Reciprocal Velocity Obstacles (RVO) model to drive the multi-agent navigation without collision. This model is based on the relative velocity and the target position of each individual. By constructing visual trees, [39] proposes a shortest path without conflict. [9] proposes an optimization method for collision avoidance on the basis of RVO model for real-time simulation of large-scale crowd movement. [40] proposes an energy-saving simulation method with the minimum energy consumption as the guidelines. Furthermore, [41], [42], [43], [44] describe a series of path planning and navigation algorithms in mass population under complex background. In this paper, we enhance the traditional RVO model with emotional contagion in multi-hazard circumstances. Panic is used to describe the emotional state of each agent, which is changed dynamically and affect the behaviors of individuals.

3 SYSTEM OVERVIEW

As shown in Figure 1, the main methodology of this work is divided into three parts: multi-hazard environment modeling in Section 4; emotional contagion process under multi-hazard situations in Section 5; crowd behavior simulation based on emotional reciprocal velocity obstacle in Section 6.

Specifically, in order to simulate the crowd behavior in multi-hazard situations realistically, we analyze different types of hazards according to their properties, the time of occurrence and duration. After that, we propose a perilous field consisting of multiple hazards and define a conversion function to map the intensity of danger to panic emotion. Besides the direct effects from hazards, panic propagations also exist among different agents in emergency scenes. So we build an emotional contagion model (ECM) to handle the above cases. The ECM computes the panic emotion of each agent in the dangerous field according to the distance between this agent and the hazards using the above conversion function. At the same time, the ECM accumulates the contagious panic emotion from other agents to obtain the final emotion of each agent. To realize multi-agent navigation with panic emotion under multi-hazard situations, we propose an ERVO model to simulate the crowd behaviors. The major contribution of ERVO is a new mechanism of velocity decision by integrating both the traditional RVO and panic emotion.

4 MULTI-HAZARD ENVIRONMENT MODELING

The characteristics of complexity, interactivity and time-varying make crowd behavior simulation challenging, especially in multi-hazard environments. In order to achieve realistic simulation results, we first need to model multi-hazard simulation environment quantitatively.

According to their durations, we divide hazards into two different types: transient and persistent. The former only lasts for a moment, while the latter lasts for relatively long time. Both of them would cause drastic changes to the psychological state of a crowd, and individuals in the dangerous area would respond immediately. The difference between them is that a transient hazard only threatens those individuals at the time when it is happening. Once it disappears, the threat will also disappear immediately. By contrast, a persistent hazard will continue to impact those individuals in the dangerous area during its existence.

According to their generation time, we divide hazards into concurrent and non-concurrent. Specifically, when some hazards occur concurrently, their influences on neighboring agents can be treated as a single one. These influences should be accumulated together. For non-concurrent hazards, we need to consider the status of the crowd each time when a new hazard

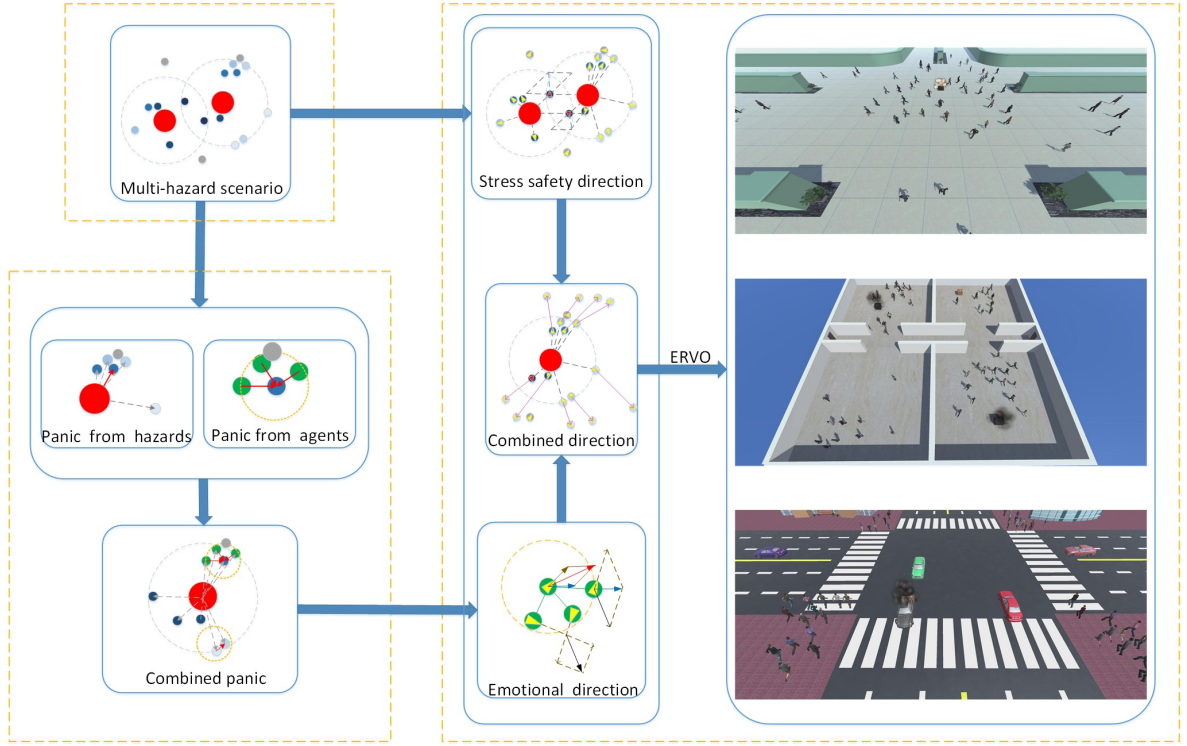


Fig. 1: The framework of crowd behavior simulation in multi-hazard situations, consisting of three parts: the estimation of crowd panic in multi-hazard environments, panic propagation in emergency situations, and the impact on crowd movements from panic emotion.

happens. If an agent has already been affected by other hazards before or has its own emotion, the new effect needs to be accumulated.

More importantly, the static and dynamic characteristics of hazards also play vital effects on the crowd movement in complex situations. Based on this fact, we classify the hazards with fixed position and influence radius as static ones. Other cases, such as fixed position with variable influence radius, variable position with fixed or variable influence radius are regarded as dynamic hazards. For dynamic hazards, they may have different states over the time, which determine their position and area of influence dynamically.

The above six basic types of hazards have obviously different impacts on the crowd movement. Realistic multi-hazard scenarios usually consist of these basic types and their combinations.

After analyzing these hazards qualitatively, we give quantitative descriptions for them. We first define a perilous field as the circular area with the hazard position as the center and a radius. Each agent is aware of the existence of hazards in the scene through self-perception or neighbor infection. The influence of danger is limited in space: the farther the distance to the hazard, the weaker influence to the crowd. For different types of hazards, due to the uncertainty of their location and range, new perilous fields will be formed constantly along with the time. Defining

the hazard position as P_s , example, it can affect all agents in its perilous field with radius, defined as r_s , in the existence time, defined by U . If the diffusion velocity and diffusion time for the hazard is \mathbf{v}_s and t_s , respectively, where $\mathbf{v}_s = \{\mathbf{v}_{s1}, \mathbf{v}_{s2}, \dots, \mathbf{v}_{sn}\}$, $n \rightarrow \infty$ depicts all possible directions for the diffusion, the new hazard point P'_s can be defined as Equation 1:

$$P'_s = P_s + t_s \cdot \mathbf{v}_s = \{P_s + t_s \cdot \mathbf{v}_{s1}, P_s + t_s \cdot \mathbf{v}_{s2}, \dots, P_s + t_s \cdot \mathbf{v}_{sn}\} \quad (1)$$

The dangerous range A_s after the diffusion forms a closed area consisting of P_s as the source point and all points P'_s as the boundary, which can be expressed as follows:

$$A_s = \int_1^{\frac{n}{2}} (P_s + t_s \cdot \mathbf{v}_s) d\mathbf{v}_s - \int_n^{\frac{n}{2}} (P_s + t_s \cdot \mathbf{v}_s) d\mathbf{v}_s \quad (2)$$

According to the above description, the dangerous impact on each agent is calculated according to the distance between the hazard and the agent position in Equation 3.

$$\Gamma_s(P, t) = \begin{cases} \frac{1}{\sqrt{2\pi} \cdot r_s} e^{-\frac{(P-D_s)^2}{2r_s^2}} & \text{if } \|P - D_s\| < r_s \text{ and } t \in U \\ 0 & \text{otherwise} \end{cases} \quad (3)$$

Here, $\Gamma_s(P, t)$ is the strength of danger at the position P produced by hazard s at time t . U is the

duration of hazard s . D_s is the intersection position of line PP_s and the hazard area A_s (D_s can be seen as the hazard position P_s in static hazard situations), and r_s is its influence radius. It is noteworthy the danger strength will be 1.0 if position P is within the dangerous range A_s .

5 EMOTIONAL CONTAGION MODEL CONSTRUCTION

The emotional contagion model under multi-hazard situations needs to consider the panic emotion invoked directly by the hazards, panic propagation among individuals, and panic attenuation. The final panic emotion of each agent can be obtained by summing up these three components.

5.1 Emotional impact from multiple hazards

In Section 4, we have defined the perilous field and the strength of danger of different hazards. Since the normalized value of the strength of danger is within the range $[0, 1]$, which is the same as the property of emotional value [28], therefore, we adopt the strength of danger, perceived by the agent directly, as the panic value at the current position in Equation 4.

$$E_i^h(P, t) = \sum_{s=0}^{n-1} \Gamma_s(P, t) \quad (4)$$

Here, $E_i^h(P, t)$ represents the panic value of agent i affected by all the hazards at time t and position P .

5.2 Emotional contagion among individuals

In real life, individuals escaping from the perilous field will carry panic emotion and propagate the panic continuously to infect other individuals within a certain distance while they are moving. The individuals who perceive the panic emotion may decide to move away from the hazards by following the evacuation direction is described in Section 6.

In order to depict the above process, we used the emotional contagion model proposed in [18], which incorporate a complex but easy-to-use psychological component into agents to simulate various crowd types. This model is proved more suitable to our complex multi-hazard situations, which described in Section 7.

There are one personality model and two thresholds used to depict the emotional contagion process, where OCEAN personality model [45] defines a five-dimensional vector $\langle \Psi^O, \Psi^C, \Psi^E, \Psi^A, \Psi^N \rangle$ to characterize the individuals' personality. The two thresholds are expressiveness, correlated with extroversion, which represents the ability to diffuse emotion and the susceptibility, which represents the minimum value one agent can be affected by other agents respectively. Taking agent i and agent j as an example,

if the emotional value for agent j at certain time is higher than its expressive force threshold, it will express the emotion to others. At the same time, if all emotions agent i received exceeds its susceptibility threshold, agent i can be affected by this emotion. The expressiveness threshold for agent j and susceptibility threshold for agent i are defined as follows:

$$e^{T_j} \sim N\left(0.5 - 0.5\psi_j^E, \left(\frac{0.5 - 0.5\psi_j^E}{10}\right)^2\right) \quad (5)$$

$$susT_i(t) \sim N\left(0.5 - 0.5\varepsilon_j, \left(\frac{0.5 - 0.5\varepsilon_j}{10}\right)^2\right) \quad (6)$$

Where the empathy value ε_i ($\varepsilon_i \in [-1, 1]$) in Equation 7 for agent i can be described as follows [46]:

$$\varepsilon_i = 0.354\psi^O + 0.177\psi^C + 0.135\psi^E + 0.312\psi^A + 0.021\psi^N \quad (7)$$

Then for the susceptible agent i , all effect caused by all agent j who is expressive and in the perceived range of it at time t can be computed by Equation 8:

$$E_i^c(P, t) = \sum_{t'=t-k+1}^t \sum_{j=1}^n d_i(t') E_j^c(P_j, t') \quad (8)$$

In Equation 8, $d_i(t') \sim N(0.1, 0.0001)$ represents the dose values which agent i accepted from agent j at time t' , $E_j^c(P_j, t')$ is the panic emotion of agent j within the perceiving range of agent i at time t' . The value of k is set as 10 based on [18], which means the emotional accumulation of agent i at time t is determined by the emotional values in the last 10 consecutive time steps.

5.3 Emotion combination

Based on the documented observations [18], the panic emotion of individuals will decay over time gradually until to the normal state. So we define an emotional attenuation function to describe this process, where a parameter η is the emotional decay rate. For agent i at time step t , its new panic can be computed as following:

$$E_i^d(P, t) = E_i(P^{pre}, t-1) \cdot \eta \quad \eta \in (0, 1] \quad (9)$$

As mentioned at the beginning of this section, the final panic emotion of each agent can be obtained by combining all above three components. Considering the Equations 4, 8 and 9, the incremental panic of the agent i , who is at the position P and at time t , can be computed by Equation 10. With this incremental value, we can obtain the panic emotion by Equation 11. It is noteworthy that the emotional value $E_i(P, t)$ needs to be normalized after update.

$$\Delta E_i(P, t) = E_i^h(P, t) + E_i^c(P, t) - E_i^d(P, t) \quad (10)$$

$$E_i(P, t) = E_i(P^{pre}, t-1) + \Delta E_i(P, t) \quad (11)$$

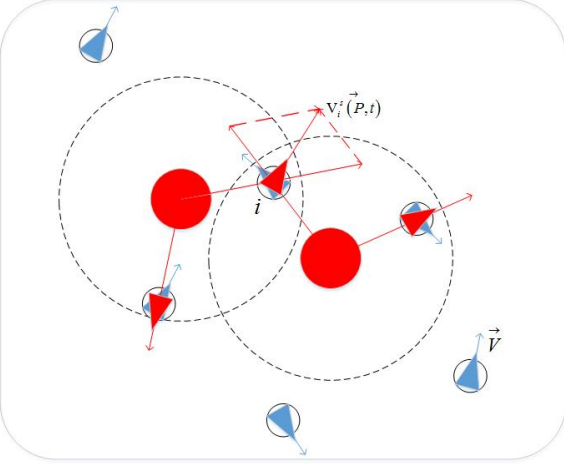


Fig. 2: Stress safety direction invoked by hazards. Red solid circles represent hazards, dotted circles are the perilous fields of the hazards. The original directions of agents are represented by blue triangles, while the stress safety directions of affected agents are denoted by red triangles.

6 EMOTIONAL RECIPROCAL VELOCITY OBSTACLE

After the panic of each agent in a multi-hazard environment is computed during evacuation, the stressful behaviors of these agents affected by the panic emotion can be determined. The location and moving direction of an agent are denoted as P and \vec{V} , respectively. When the agent has perceived the impact from a hazard s at location P_s , it will try to follow the *stress safety direction* $\vec{P}_s P$ to escape from the hazard instinctively. By contrast, those agents who are not within the impacted area of any hazard, will follow their original moving directions. If an agent is affected by multiple hazards, then all the stress safety directions of interest will be the result of a weighted sum. So, the stress safety direction of an agent in multi-hazard situations can be described by Equation 12:

$$V_i^s(\vec{P}, t) = \begin{cases} \sum_{s=0}^{n-1} \Gamma_s(P, t) \cdot \vec{P}_s P & \text{if } \|P - P_s\| < r_s \text{ and } t \in U \\ \vec{V} & \text{otherwise} \end{cases} \quad (12)$$

Here, $V_i^s(\vec{P}, t)$ is defined as the *safety evacuation direction* for agent i at the position P and time t . U is the duration of hazard s . Figure 2 shows different safety evacuation directions chosen by a group of individuals.

Besides the direct emotional impact from hazards, the contagious panic emotion received from its neighbors may also alter agents' original moving directions. As mentioned in [3], we assume the probability of agent i following its original direction is p_i and the probability $1-p_i$ to follow the others' directions. Thus,

the new direction can be defined as the addition of these two direction vectors. In this paper, the probability p_i is equal to the panic value $E_i(P, t)$ of agent i . The updated moving direction of agent i at time t is defined as below:

$$V_i^c(\vec{P}, t) = E_i(P, t) V_i^s(\vec{P}, t) + (1 - E_i(P, t)) \sum_{j \in N(i)} V_j^c(\vec{P}_j, t) \quad (13)$$

Here, $V_i^c(\vec{P}, t)$ represents the moving direction of agent i who is at the position P at time t .

$\sum_{j \in N(i)} V_j^c(\vec{P}_j, t)$ is the combined moving directions of those agents which are in the emotional perception range of agent i . $N(i)$ denotes neighboring agents within the perception range of agent i . When the agent is going to change its direction, we assume the magnitude of its velocity will remain unchanged. In other words, the velocity module of the agent at that time should be V_i^c .

In Equation 13, the moving direction of agent i is only influenced by panic emotion. However, in the actual crowd movement, the final direction of an agent is also influenced by other neighboring moving agents and its planned targets. In other words, the local obstacle avoidance and global path planning for agents also need to be considered. The RVO model [8] is an efficient and safe multi-object automatic navigation algorithm. However, during the obstacle avoidance, the RVO model focuses on the position and velocity of the current agent and other agents (refer to Equation 14), but does not take into account the emotional impact on speed selection invoked by surrounding obstacles and existing hazards. In Equation 14, \mathbf{V}_i and \mathbf{V}_j represent the velocity for agent i and agent (or hazard) j . α_j^i is the effort chosen by agent i to avoid the collision with agent (or hazard) j . For more details of the RVO model, please refer to [8].

$$RVO_j^i(\mathbf{V}_j, \mathbf{V}_i, \alpha_j^i) = \{\mathbf{V}'_i | \frac{1}{\alpha_j^i} \mathbf{V}'_i + (1 - \frac{1}{\alpha_j^i}) \mathbf{V}_i \in VO_j^i(\mathbf{V}_j)\} \quad (14)$$

Inspired by the RVO model, we propose a new ERVO model by integrating emotional contagion into crowd movement planning. This new model constructs a new collision area (shown in Figure 3) by considering the current velocity \mathbf{V}_i and the updated velocity \mathbf{V}_i^c of the agent, and also the velocity \mathbf{V}_j as described in Equation 15. The effort made by agent i to avoid collision with agent (or hazard) j is defined in Equation 16.

$$ERVO_j^i(\mathbf{V}_j, \mathbf{V}_i, \mathbf{V}_i^c, \alpha_j^i) = \{\mathbf{V}'_i | \frac{1}{\alpha_j^i} (\mathbf{V}'_i + \mathbf{V}_i^c) + (1 - \frac{1}{\alpha_j^i}) \mathbf{V}_i \in VO_j^i(\mathbf{V}_j)\} \quad (15)$$

$$\alpha_j^i = \frac{E_j(P, t)}{E_i(P, t) + E_j(P, t)} \quad (16)$$

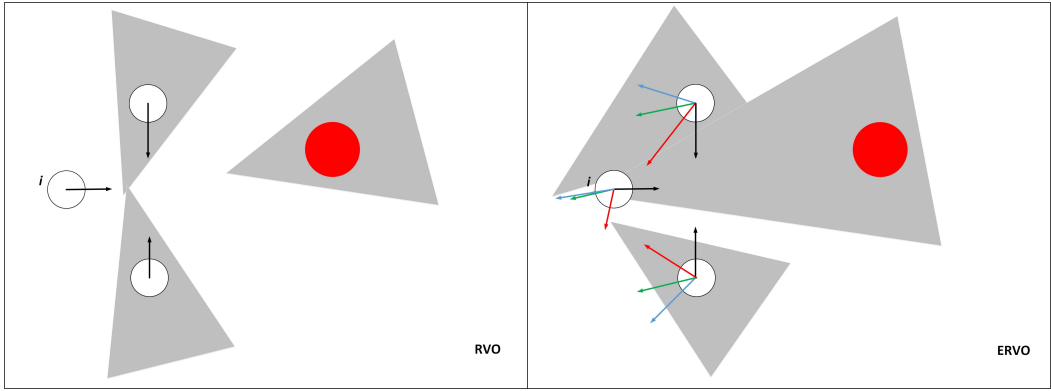


Fig. 3: The collision area computed by the traditional RVO model and our ERVO model for agent i . The black, blue, green and red arrows are separately the original direction, stress safety direction, emotional contagion direction and final direction of one agent. The emotional contagion direction of an agent is determined by combining its safety stress direction with those of its neighbors. The final direction is determined by combining its original direction and emotional contagion direction.

During the crowd simulation, for agent i , if V_i is outside of the emotional reciprocal velocity obstacle of agent (or hazard) j , both of them will never collide. The ERVO model can be used to navigate a large number of agents in a complex multi-hazard scenario. For each agent i in the scene, it has a current position P , a current velocity V_i , an updated velocity V_i^c , a current panic emotion $E_i(P, t)$, and a goal location G_i . For a hazard s , it has position P_s and duration t . For obstacle o , it has current position P_o and velocity V_o . Static obstacles have zero velocity in particular. In our experiments, we choose a small time step Δt to simulate crowd behaviors. Within this time step, we select a new velocity for each object independently and update its position according to the surrounding environment until all of the agents have reached the safe area or their goals.

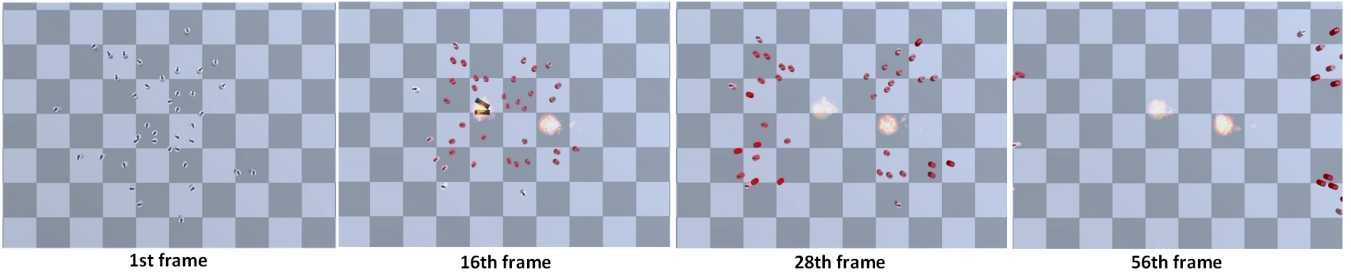
7 EXPERIMENT RESULTS

We run a diverse set of crowd simulations in multi-hazard situations and our experiment results show that our method can soundly generate realistic movement as well as panic emotion dynamics in a crowd. In Section 7.1, we simulate pedestrian behaviors in outdoor multi-hazard scenes. In Section 7.2, we analyze the simulation results under different situations where the emotional contagion mechanism is enabled or disabled. Then the emotional contagion model is proved more suitable for our multi-hazard situations in Section 7.3. Furthermore, we validate the realism of our simulation results by comparing them with the crowd movement in real world in Section 7.4 and the effectiveness of our method in different virtual environments in Section 7.5.

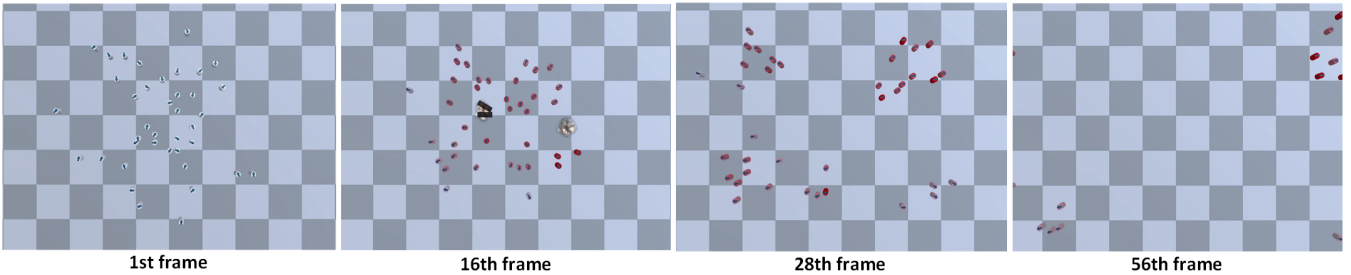
7.1 Crowd simulation under different multi-hazard scenarios

As discussed before, different hazards setups have various effects on crowd movement. We simulate emergency behaviors in a crowd with the following two-hazard situations: (1) persistent hazards occur at the same time; (2) persistent hazards occur at different moments; (3) transient hazards occur at the same time; (4) transient hazards occur at different moments. All simulations run in open field. Each simulation involves forty agents, and the persistent hazards and transient hazards are represented by fire and explosion, respectively. The time step is set to 0.25s, other parameters in our system are set experimentally: $r_s = 10$, $A_{j,i} = 0.8$, $B_{j,i} = 0.6$, $\eta = 0.01$. The perceived scope is set to 4 for all agents. Moreover, we use a cylinder to represent an agent and visualize its panic value using different colors. The larger the panic value is, the darker its color.

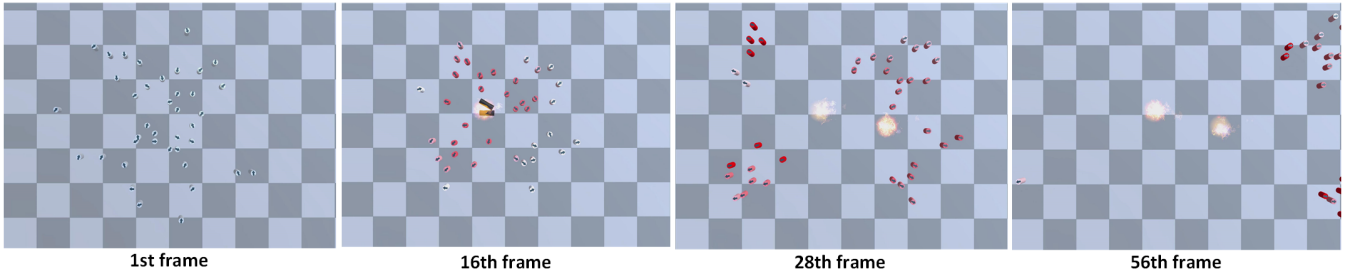
Figure 4 shows some snapshots of crowd movement in the above simulations. For each row, there are four images to show the snapshots of the simulation process at different moments. Different colors on cylinders are used to represent different panic values. In our results, the white, light blue, blue, dark blue and blue black are used to represent $E_i = 0$, $E_i \in (0, 0.3]$, $E_i \in (0.3, 0.5]$, $E_i \in (0.5, 0.7]$ and $E_i \in (0.7, 1.0]$, respectively. As shown in the 1st simulation for Figure 4(a), (b), (c) and (d), all the agents move randomly at the beginning of simulations. If two hazards occur at the same time as shown in the 16th frame of Figure 4(a), except those two dead agents represented by fallen cylinders, agents around them will change their routes to be distant from those hazards immediately. If the two hazards are persistent ones in the 28th frame of Figure 4(a), those agents will keep far away from the hazards continually as long as they exist. Due to sustained impact on the agents from the persistent



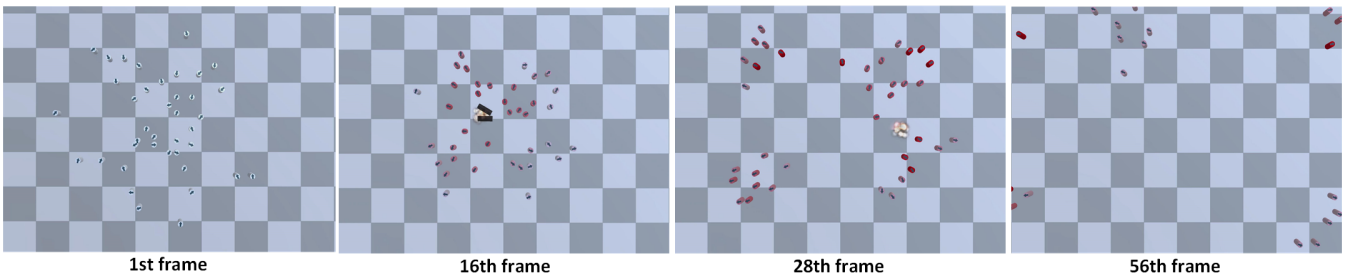
(a) persistent hazards occur at the same time



(b) transient hazards occur at the same time



(c) persistent hazards occur at different moments



(d) transient hazards occur at different moments

Fig. 4: Snapshots of crowd simulation in different types of hazard scenarios. For each row, four images represent the different snapshots of the simulation process at different moments. Which were chosen to represent the beginning of simulation, the time when the first hazard occurs, the time when the second hazard occurs in concurrent hazards conditions and the ending time of simulation. Different colors on cylinders are used to represent different panic values, the darker the color, the greater the emotion.

hazards, the decay of panic on these agents is very slow, so the colors of the representative cylinders do not have noticeable changes. The 56th frame of Figure 4(a) shows that when the evacuation time come to the end, the agents stop moving after they reach the safe area or planned goals.


If two transient hazards occur at the same time (as shown in the 16th frame of Figure 4(b)), the agents will evacuate in a similar way as that in the 16th frame of Figure 4(a). When the hazards disappear in the way of smoke as shown in the 28 frame of Figure 4(b), we can find that the panic emotion of some agents decreases substantially. The 56th frame of Figure 4(b) shows the status of the crowd at the end of evacuation in . If the hazards are not concurrent, agents will change their routes immediately to be far away from the first hazard (shown in the 16th frame of (c) and (d)). When the second hazard occurs, if the first one does not disappear (shown in the 28th frame of Figure 4(c)), the agents will escape away from both of the hazards. By contrast, the agents may move to or pass through the area where the first hazard disappeared (shown in the 28th frame of Figure 4(d)). We also choose the results at the 56th frame as the end time of evacuation (shown in the 56th frame in Figure 4(c) and (d)).

In addition to that, the increase number and the dynamic changes of hazards will also affect the agents' evacuation process, The animation details can be found in our supplemental video.


7.2 Analysis of emotional contagion

In order to validate the effectiveness of emotional contagion in our method, we run crowd simulations in a scene with and without this mechanism, respectively. Figure 5 shows the moving trajectories of four selected agents in the situation with one transient hazard. Agents with emotional contagion will adjust their moving directions to escape away from the hazard even when they have not reached the nearby region of the hazard. In contrast, agents without emotional contagion will keep moving along the original planned directions. The trajectory of one agent is illustrated by one colorful line. From these results, we can infer that the crowd movement in a hazard environment is affected by the panic emotion significantly.

In the previous section, we have discussed the effect of emotional propagation on crowd movement qualitatively. Here we mainly focus on the change of panic emotion of each agent during the crowd evacuation, especially when persistent/transient hazards occur at the same time. From Figure 6, we can see that the panic emotion value will increase to the maximum when a persistent hazard happens. The reason is that although the agent is moving far away from the hazard, the agent is still in the perilous field and the panic value is accumulated. When agents are out of

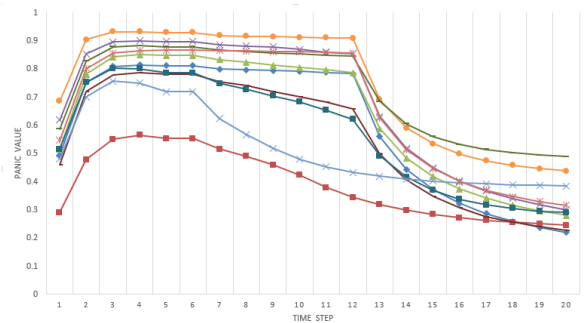


(a) without emotional contagion model

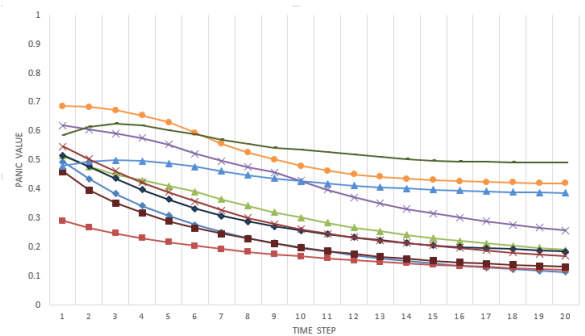


(b) with emotional contagion model

Fig. 5: The comparison of crowd movements with and without emotional contagion.



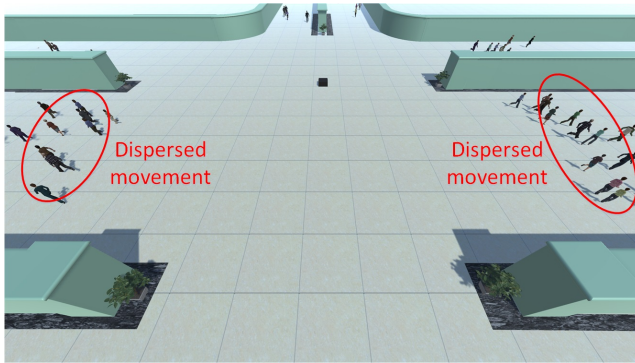
(a) panic changes caused by persistent hazards



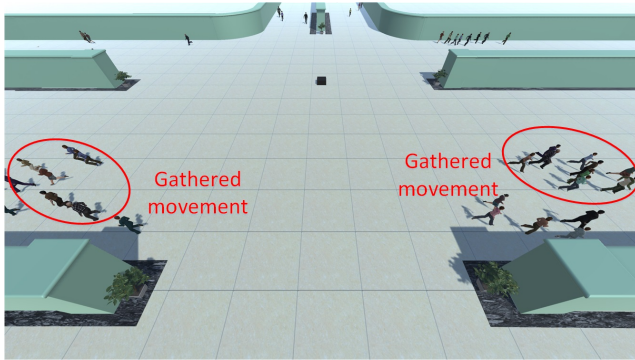
(b) panic changes caused by transient hazards

Fig. 6: The panic emotion changes in a crowd in different situations. The simulation contains 15 agents and each colored line represents the panic emotion of one agent in the scene.

the perilous field, their panic values will decay and reach to a similar low level due to the effect of emotion contagion. For a transient hazard, the panic emotion will reach to the maximum immediately when the hazard occurs, then it will decrease gradually.



(a) with our emotional contagion model



(b) with emotional contagion model proposed in [47]

Fig. 7: The comparison of crowd movements with and another emotional contagion model.

7.3 Comparisons with other emotional contagion model

In order to validate the effectiveness of our emotional contagion model among agents, we compare our simulation results to an agent-based emotional contagion model proposed in [47], as shown in Figure 7. The movement of agents after explosion in our model are more dispersed, while in another model, all agents behave towards an aggregation state. It can be seen that our emotional contagion model is more elastic and suitable to simulate the crowd movement in the multi-hazard situations.

7.4 Comparisons with real-world crowd behaviors

In order to validate our approach, we also compare the simulated results with real-world crowd evacuation video, as shown in Figure 8. The crowd movement video is chosen from the public UMN dataset, which is designed to test the abnormal detection method originally. Although no pre-defined goals are

set in advance, agents can still be driven to escape in a realistic way by our method. From the simulation results, we can see both the overall movement trend of the crowd and individual agents' movement details in the crowd are similar to those in the recorded real-world crowd video. Animation comparison details can be found in our supplemental video.

7.5 Applications in different scenarios

We apply our method to simulate crowd evacuation simulations in office building (Figure 9) and crossroads (Figure 10) with multiple hazards to check the effectiveness of our method.

In an office building, we numbered its four rooms as 1, 2, 3, 4 from left to right and up to bottom. The corridor in the middle connects all these rooms together and there are no exits on both sides. At the beginning, 50 agents located in different rooms move randomly in Figure 9(a) . At the 8th frame, there are two bomb explosions in room 1 and room 4 at the same time in Figure 9(b). At the 64th frame, there is a fire in room 2 in Figure 9(c). From the simulation results, we observe the following: when bomb explosions occur, in order to avoid the danger, agents in the rooms begin to move to room 2 and room 3, respectively. When room 2 is on fire, the agents in or aiming to room 2 try to escape. At last, all of the agents move to the safe room 3 in Figure 9(d).


The crossroad scene contains 50 pedestrians and two non-current car bombs. When the simulation starts, agents cross the road freely in Figure 10(a). At the 16th frame, one black car bomb explodes in Figure 10(b) and another red car bomb explodes at the 24th frame as shown in Figure 10(c). When the first car bomb occurs, the agents nearby evacuate immediately. Some agents affected by their neighbors move away from the black car bomb. Since the dangerous field of black car bomb is limited, the agents far away from it continue to move along their original paths. When the red car bomb occurs, these agents who are in the perilous field also begin to evacuate, while others just move in their original directions. Figure 10(d) is the result at the end time (at the 60th frame). Animation details can be found in our supplemental video.

8 DISCUSSION AND CONCLUSION

Crowd behavior simulation under multi-hazard environment is a very challenging problem, and existing models with a single hazard cannot be applied to these cases directly. In this paper, we present a novel evacuation simulation method by modeling the generation and contagion of panic emotion under multi-hazard circumstances. First, we model multi-hazard environment by classifying hazards into different types based on their inherent characteristics and introducing the concept of perilous field for a hazard.




(a) Recorded video data (ground-truth)



(b) Our simulation result (corresponding to (a))



(c) Recorded video data (ground-truth)



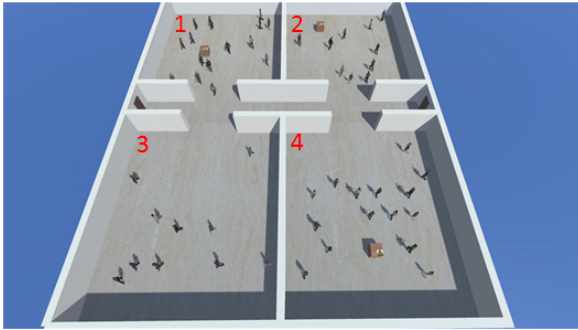
(d) Our simulation result (corresponding to (c))

Fig. 8: Snapshots of ground-truth crowd evacuations on the outdoor ground and our corresponding simulation results. Three images from left to right is: initial random status, at the beginning of the evacuation, one moment in the evacuation.


Then, we propose a novel emotion contagion model to simulate the panic emotion evolving process in these situations. Finally, we introduce an emotional Reciprocal Velocity Obstacles (ERVO) model by augmenting the traditional RVO model with emotional contagion, which combines the panic emotion impact and local avoidance together for the first time. By comparing our simulation results with the ground-truth data and applying our algorithm in different virtual environments, our experiment results show that our method can soundly generate realistic crowds as well as the panic emotion dynamics in a crowd in

various multi-hazard environments.

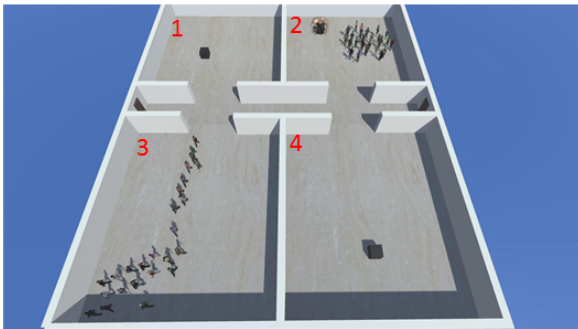
There are still several limitations in our current work. The first one is that our current method relies on some important assumptions, such as the agents know the dangerous level of all hazards and the safe exits in the simulation environment in advance. In real world, this is not very common. So we need to improve the sensing capability of the agents in an unknown multi-hazard scenario. The second one is we have not considered the agents' personalities in the process of simulation. In fact, it is an important factor to simulate different behaviors of various agents. Fur-



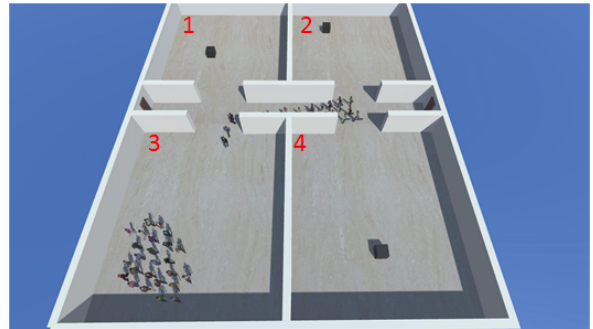
a (1st frame)



b (8th frame)



c (64th frame)



d (120th frame)

Fig. 9: Evacuation simulation result by our approach in an office building



a (1st frame)



b (16th frame)



c (24th frame)



d (60th frame)

Fig. 10: Evacuation simulation result by our approach in a crossroad.

thermore, our method is sensitive to some key parameters, such as the strength of danger. In the future, we want to utilize a large number of surveillance video clips to calibrate and further improve our model.

REFERENCES

- [1] O. Oğuz, A. Akaydin, T. Yılmaz, and U. Güdükbay, "Emergency crowd simulation for outdoor environments," *Computers & Graphics*, vol. 34, no. 2, pp. 136–144, 2010.
- [2] Y. J. Liu, S. Li, S. Tong, and C. L. Chen, "Neural approximation-based adaptive control for a class of nonlinear nonstrict feedback discrete-time systems," *IEEE Transactions on Neural Networks and Learning Systems*, vol. 28, no. 7, pp. 1531–1541, 2016.
- [3] D. Helbing, I. Farkas, and T. Vicsek, "Simulating dynamical features of escape panic," *Nature*, vol. 407, no. 6803, pp. 487–490, 2000.
- [4] R. Narain, A. Golas, S. Curtis, and M. C. Lin, "Aggregate dynamics for dense crowd simulation," *ACM Transactions on Graphics*, vol. 28, no. 5, pp. 89–97, 2009.
- [5] I. Stamatopoulou, I. Sakellariou, and P. Kefalas, "Formal agent-based modelling and simulation of crowd behaviour in emergency evacuation plans," in *Proceedings of the IEEE International Conference on Tools with Artificial Intelligence*, vol. 1, 2012, pp. 1133–1138.
- [6] S. Patil, J. Van den Berg, S. Curtis, M. C. Lin, and D. Manocha, "Directing crowd simulations using navigation fields," *IEEE Transactions on Visualization and Computer Graphics*, vol. 17, no. 2, pp. 244–254, 2011.
- [7] S. Paris, J. Pettré, and S. Donikian, "Pedestrian reactive navigation for crowd simulation: a predictive approach," *Computer Graphics Forum*, vol. 26, no. 3, pp. 665–674, 2007.
- [8] J. Van den Berg, M. Lin, and D. Manocha, "Reciprocal velocity obstacles for real-time multi-agent navigation," in *Proceedings of the IEEE International Conference on Robotics and Automation*, 2008, pp. 1928–1935.
- [9] S. J. Guy, J. Chhugani, C. Kim, N. Satish, M. Lin, D. Manocha, and P. Dubey, "Clearpath: highly parallel collision avoidance for multi-agent simulation," in *Proceedings of the ACM SIGGRAPH/Eurographics Symposium on Computer Animation*. ACM, 2009, pp. 177–187.
- [10] M. L. Xu, H. Jiang, X. G. Jin, and Z. Deng, "Crowd simulation and its applications: Recent advances," *Journal of Computer Science and Technology*, vol. 29, no. 5, pp. 799–811, 2014.
- [11] M. Muramatsu and T. Nagatani, "Jamming transition in two-dimensional pedestrian traffic," *Physica A: Statistical Mechanics and its Applications*, vol. 275, no. 1, pp. 281–291, 2000.
- [12] W. Song, X. Xu, B.-H. Wang, and S. Ni, "Simulation of evacuation processes using a multi-grid model for pedestrian dynamics," *Physica A: Statistical Mechanics and its Applications*, vol. 363, no. 2, pp. 492–500, 2006.
- [13] W. Lv, W.-g. Song, J. Ma, and Z.-m. Fang, "A two-dimensional optimal velocity model for unidirectional pedestrian flow based on pedestrian's visual hindrance field," *IEEE Transactions on Intelligent Transportation Systems*, vol. 14, no. 4, pp. 1753–1763, 2013.
- [14] M. Xu, Y. Wu, P. Lv, H. Jiang, M. Luo, and Y. Ye, "misfm: On combination of mutual information and social force model towards simulating crowd evacuation," *Neurocomputing*, vol. 168, pp. 529–537, 2015.
- [15] M. Xu, H. Li, P. Lv, W. Chen, G. Liu, P. Zhu, and Z. Pan, "L4rw: Lazinessbased realistic realtime responsive rebalance in walking," *Computer Graphics Forum*, vol. 29, no. 7, pp. 2187–2196, 2010.
- [16] J. Funge, X. Tu, and D. Terzopoulos, "Cognitive modeling: knowledge, reasoning and planning for intelligent characters," vol. 271, no. 34, 1999, pp. 153–164.
- [17] M. Xu, Y. Wu, Y. Ye, I. Farkas, H. Jiang, and Z. Deng, "Collective crowd formation transform with mutual information-based runtime feedback," *Computer Graphics Forum*, vol. 34, no. 1, pp. 60–73, 2015.
- [18] F. Durupinar, U. Gudukbay, A. Aman, and N. I. Badler, "Psychological parameters for crowd simulation: from audiences to mobs," *IEEE Transactions on Visualization and Computer Graphics*, vol. 22, pp. 2145–2159, 2015.
- [19] G. Lai, Z. Liu, Y. Zhang, C. L. Chen, and S. Xie, "Asymmetric actuator backlash compensation in quantized adaptive control of uncertain networked nonlinear systems," *IEEE Transactions on Neural Networks and Learning Systems*, vol. 28, no. 2, pp. 294–307, 2017.
- [20] T. Bosse, M. Hoogendoorn, M. C. Klein, J. Treur, C. N. Van Der Wal, and A. Van Wissen, "Modelling collective decision making in groups and crowds: Integrating social contagion and interacting emotions, beliefs and intentions," *Autonomous Agents and Multi-Agent Systems*, vol. 27, no. 1, pp. 52–84, 2012.
- [21] H. B. Sharbini and A. Bade, "Analysis of crowd behaviour theories in panic situation," in *International Conference on Information and Multimedia Technology*, 2009, pp. 371–375.
- [22] W. O. Kermack and A. G. McKendrick, "Contributions to the mathematical theory of epidemics. iii. further studies of the problem of endemicity," *Bulletin of Mathematical Biology*, vol. 53, no. 1, pp. 89–118, 1991.
- [23] T. Bosse, R. Duell, Z. A. Memon, J. Treur, and C. N. Van Der Wal, "A multi-agent model for mutual absorption of emotions," *ECMS*, vol. 12, pp. 212–218, 2009.
- [24] J. Tsai, N. Fridman, E. Bowring, M. Brown, S. Epstein, G. Kaminka, S. Marsella, A. Ogden, I. Rika, and A. Sheel, "Escapes: evacuation simulation with children, authorities, parents, emotions, and social comparison," in *The International Conference on Autonomous Agents and Multiagent Systems*, 2011, pp. 457–464.
- [25] V. M. Le, C. Adam, R. Canal, B. Gaudou, H. T. Vinh, and P. Taillandier, "Simulation of the emotion dynamics in a group of agents in an evacuation situation," pp. 604–619, 2010.
- [26] M. Lhommet, D. Lourdeaux, Barth, and S. Jean-Paul, "Never alone in the crowd: A microscopic crowd model based on emotional contagion," in *Ieee/wic/acm International Conference on Intelligent Agent Technology, Iat 2011, Campus Scientifique De La Doua, Lyon, France, August, 2011*, pp. 89–92.
- [27] J. Tsai, E. Bowring, S. Marsella, and M. Tambe, "Empirical evaluation of computational fear contagion models in crowd dispersions," *Autonomous Agents and Multi-Agent Systems*, vol. 27, no. 2, pp. 200–217, 2013.
- [28] L. Fu, W. Song, W. Lv, and S. Lo, "Simulation of emotional contagion using modified sir model: A cellular automaton approach," *Physica A: Statistical Mechanics and its Applications*, vol. 405, pp. 380–391, 2014.
- [29] W. O. Kermack and A. G. Mckendrick, "A contribution to the mathematical theory of epidemics," *Bulletin of Mathematical Biology*, vol. 53, no. 1, pp. 89–118, 1991.
- [30] S. Kim, S. J. Guy, D. Manocha, and M. C. Lin, "Interactive simulation of dynamic crowd behaviors using general adaptation syndrome theory," in *ACM SIGGRAPH Symposium on Interactive 3d Graphics and Games*, 2012, pp. 55–62.
- [31] W. Park, D. B. Chaffin, and B. J. Martin, "Toward memory-based human motion simulation: development and validation of a motion modification algorithm," *IEEE Transactions on Systems, Man, and Cybernetics - Part A: Systems and Humans*, vol. 34, no. 3, pp. 376–386, 2004.
- [32] W. Park, D. B. Chaffin, B. J. Martin, and J. Yoon, "Memory-based human motion simulation for computer-aided ergonomic design," *IEEE Transactions on Systems Man and Cybernetics Part A Systems and Humans*, vol. 38, no. 3, pp. 513–527, 2008.
- [33] J. Cui, Y. Liu, Y. Xu, H. Zhao, and H. Zha, "Tracking generic human motion via fusion of low- and high-dimensional approaches," *IEEE Transactions on Systems Man and Cybernetics Systems*, vol. 43, no. 4, pp. 996–1002, 2013.
- [34] N. Garca, J. Rosell, and R. Surez, "Motion planning by demonstration with human-likeness evaluation for dual-arm robots," *IEEE Transactions on Systems Man and Cybernetics Systems*, vol. PP, no. 99, pp. 1–10, 2017.
- [35] S. Rodriguez, J. M. Lien, and N. M. Amato, "Planning motion in completely deformable environments," in *IEEE International Conference on Robotics and Automation*, 2006, pp. 2466–2471.
- [36] M. Zucker, J. Kuffner, and M. Branicky, "Multipartite rrts for rapid replanning in dynamic environments," in *Proceedings of the International Conference on Robotics and Automation*, 2007, pp. 1603–1609.
- [37] X. Qu and M. A. Nussbaum, *Simulating human lifting motions using fuzzy-logic control*, 2009, vol. 39.

- [38] B. Kluge and E. Prassler, "Reflective navigation: Individual behaviors and group behaviors," in *Proceedings of the International Conference on Robotics and Automation*, 2004, pp. 4172–4177.
- [39] F. Belkhouche, "Reactive path planning in a dynamic environment," *IEEE Transactions on Robotics*, vol. 25, no. 4, pp. 902–911, 2009.
- [40] S. J. Guy, J. Chhugani, S. Curtis, P. Dubey, M. Lin, and D. Manocha, "Pedestrians: a least-effort approach to crowd simulation," in *Proceedings of the ACM SIGGRAPH/Eurographics Symposium on Computer Animation*, 2010, pp. 119–128.
- [41] R. Kulpa, A.-H. Olivierxs, J. Ondřej, and J. Pettré, "Imperceptible relaxation of collision avoidance constraints in virtual crowds," *ACM Transactions on Graphics*, vol. 30, no. 6, p. Article No. 138, 2011.
- [42] R. Gayle, A. Sud, E. Andersen, S. J. Guy, M. C. Lin, and D. Manocha, "Interactive navigation of heterogeneous agents using adaptive roadmaps," *IEEE Transactions on Visualization and Computer Graphics*, vol. 15, no. 1, pp. 34–48, 2009.
- [43] A. Sud, E. Andersen, S. Curtis, M. C. Lin, and D. Manocha, "Real-time path planning in dynamic virtual environments using multiagent navigation graphs," *IEEE Transactions on Visualization and Computer Graphics*, vol. 14, no. 3, pp. 526–538, 2008.
- [44] A. Golas, R. Narain, S. Curtis, and M. C. Lin, "Hybrid long-range collision avoidance for crowd simulation," *IEEE Transactions on Visualization and Computer Graphics*, vol. 20, no. 7, pp. 1022–1034, 2014.
- [45] P. H. Lodhi, S. Deo, and V. M. Belhekar, "The five-factor model of personality," 1999.
- [46] D. Jolliffe and D. P. Farrington, "Development and validation of the basic empathy scale," *Journal of Adolescence*, vol. 29, no. 4, pp. 589–611, 2006.
- [47] T. Bosse, R. Duell, Z. A. Memon, J. Treur, and C. N. V. D. Wal, "Agent-based modeling of emotion contagion in groups," *Cognitive Computation*, vol. 7, no. 1, pp. 111–136, 2015.