

Structure and Sensitivity in Differential Privacy: Comparing K-Norm Mechanisms

Jordan Awan & Aleksandra Slavković

Abstract

A common way to protect privacy of sensitive information is to introduce additional randomness, beyond sampling. Differential Privacy (DP) provides a rigorous framework for quantifying privacy risk of such procedures which allow for data summary releases, such as a statistic T . However in theory and practice, the structure of the statistic T is often not carefully analyzed, resulting in inefficient implementation of DP mechanisms that introduce excessive randomness to minimize the risk, reducing the statistical utility of the result. We introduce the adjacent output space S_T of T , and connect S_T to the notion of sensitivity, which controls the amount of randomness required to protect privacy. Using S_T , we formalize the comparison of K -Norm Mechanisms and derive the optimal one as a function of the adjacent output space.

We use these methods to extend the Objective Perturbation and the Functional mechanisms to arbitrary K -Mechanisms, and apply them to Logistic and Linear Regression, respectively, to allow for differentially private releases of statistical results. We compare the performance through simulations, and on a housing price data. Our results demonstrate that the choice of mechanism impacts the utility of the output, and our proposed methodology offers a significant improvement in utility for the same level of risk.

Keywords: Objective Perturbation, Functional Mechanism, Linear Regression, Logistic Regression

1 Introduction

As the amount of data collected, shared and analyzed by companies, government agencies, and researchers increases, privacy and confidentiality concerns arise and accumulate (Lane et al., 2014). Potential disclosure risks due to release of aggregate statistics, i.e. possible attacks on private data, are discussed in a comprehensive survey by Dwork et al. (2016). Differential Privacy (DP), introduced by Dwork et al. (2006), is a rigorous framework that offers quantifiable protection against these attacks. For each value $\epsilon > 0$, we have a different level of privacy called ϵ -DP. We call ϵ the privacy budget; smaller ϵ corresponds to a higher level of privacy, guaranteeing that an adversary cannot test certain hypotheses about the sensitive dataset with any reasonable power.

However, DP is often criticized for substantial drop in statistical utility and thus lack of applicability, i.e., the large accuracy loss could make data unusable for valid inference. This issue is amplified by a poor sensitivity analysis, which does not consider the structure of the released statistic T . In this paper, we introduce the concept of the adjacent output space S_T of T , the geometry of which allows for much more careful sensitivity analysis. We then give a method of comparing different K -Norm Mechanisms, and derive the optimal K -Norm Mechanism as a function of S_T . We show through simulations and applications that applying our methods significantly improves utility over the popularly used methods, addressing the concerns about DP.

For a real-valued statistic vector T , a function of sensitive data X , the original and a common method of achieving ϵ -DP is through the Laplace Mechanism, which adds independent Laplace random variables to each entry of T . The Laplace Mechanism can be generalized to the K -Norm Mechanisms (K -Mechs) introduced by Hardt and Talwar (2010), a large family of mechanisms which are the focus of this paper. Each K -Mech, determined by a norm on \mathbb{R}^m , can be written as an instance of the Exponential Mechanism (McSherry and Talwar, 2007), with the loss function as the norm. While this family contains a wide variety of mechanisms, only a few have been studied in detail and implemented. In Hardt and Talwar (2010), they consider norms which are linear transformation of ℓ_1 from a theoretical perspective, but do not implement these mechanisms on either simulated or real data. Using ℓ_1 norm leads to the Laplace Mechanism which is popularly used, for example in Zhang et al. (2012), Smith (2011), and Yu et al. (2014), to name a few examples. In Chaudhuri and Monteleoni (2009), Chaudhuri et al. (2011), Kifer et al. (2012), Song et al. (2013), and Yu et al. (2014), ℓ_2 norm variant of the K -Mech is used in applications of empirical risk minimization. The ℓ_∞ norm variant of the K -Mech is studied in Steinke and Ullman (2017), but only in a theoretical perspective. In Hall (2012), a minimax-optimal K -Mech is developed for the application of density estimation, and in Xiao and Xiong (2015) K -Mechs related to two-dimensional polytopes are studied and implemented for the application of location data.

Our Contributions and Organization. The focus of the paper is the discussion of the nuanced topic of structure and sensitivity often glossed over in the DP literature. We introduce the adjacent output space S_T , and relate S_T to the sensitivity of T . Using S_T , we give a method of comparing K -Mechs, and develop an optimal K -Norm Mechanism which is customized to account for the structure of T . While the optimal K -Mech is of theoretical interest, often times it is impractical to implement. For practical use, we find that the ℓ_∞ -Mechanism is often close to optimal, outperforming the popularly used ℓ_1 or ℓ_2 norms.

In Section 2, we review the relevant background material on DP. In Section 3, we explore the connection between the adjacent output space and sensitivity. In Section 4, we develop the distributions of the K -Norm Mechanisms and give a theorem comparing the amount of noise required by different K -Mechs. As a corollary, we find that the optimal K -Mech is the convex hull of the adjacent output space. We then consider some special cases in Subsection 4.1 in which ℓ_∞ -Mech is the optimal K -Mech.

In section 5, we extend the Objective Perturbation Mechanism (Chaudhuri and Monteleoni, 2009; Chaudhuri et al., 2011; Kifer et al., 2012) to arbitrary K -Mechs. We then explore the adjacent output space for a Logistic Regression Model via Objective Perturbation in Subsection 5.1, and implement Objective Perturbation on simulated Logistic Regression data to compare the ℓ_1 , ℓ_2 , and ℓ_∞ -Mechanisms in Subsection 5.2.

In Section 6 we extend the Functional Mechanism (Zhang et al., 2012) to arbitrary K -Mechs, and show how one can use ℓ_∞ , optimal K -Norm, and Laplace mechanisms for a main effects linear regression model. Our extension of the Functional Mechanism and how it can be applied to Linear Regression is described in Subsection 6.1. In Subsection 6.2, we implement each of the mechanisms on simulated data, and measure how close the outputs are to the true coefficient vector. To compare their real world performance, we apply them to a housing price dataset in Subsection 6.3.

We remark that Objective Perturbation and Functional Mechanism are not the only methods for linear and logistic regression under DP. Some other approaches are Exponential Mechanism (McSherry and Talwar, 2007; Wang et al., 2015), Stochastic Gradient Descent (Song et al., 2013), and Subsample-Aggregate (Smith, 2011).

Finally, we offer our concluding remarks in Section 7. In the appendix, we review efficient algorithms for the ℓ_1 , ℓ_2 , and ℓ_∞ -Mechanisms, and give an algorithm for sampling arbitrary K -Norm Mechanisms in Subsection 9.1. All proofs are deferred to Subsection 9.2.

2 Differential Privacy Background

Differential Privacy (Dwork et al., 2006), provides a framework for a strong provable privacy protection against arbitrary adversaries while allowing the release of some statistics and potentially synthetic data. It requires the introduction of additional randomness into the analyses such that the distribution of the output does not change substantially if one person were to be in the study or not. A non-technical introduction to DP can be found in Nissim et al. (2017), and a comprehensive introduction can be found in Dwork and Roth (2014).

In this paper, we use the definition of DP due to Wasserman and Zhou (2010) since it extends more naturally to non-discrete sets, and ties the concept of DP to well understood statistical notions such as hypothesis testing. The original definition of DP in Dwork et al. (2006) is similar to Definition 2.2, but focuses on discrete datasets, and in Dwork and Roth (2014) the distance between databases is measured by ℓ_1 -norm, whereas we use Hamming distance. These two definitions have similar interpretations for count data, but for real-valued and more complex databases, the interpretation of DP in terms of Hamming distance is much clearer.

Definition 2.1. Let $X, Y \in \mathcal{X}^n$ for any space \mathcal{X} . The *Hamming distance* between X and

Y is $\delta(X, Y) = \#\{i \mid X_i \neq Y_i\}$, the number of entries where X and Y differ.

Definition 2.2 (Dwork et al., 2006; Wasserman and Zhou, 2010). Let $X = (X_1, \dots, X_n) \in \mathcal{X}^n$. For $\epsilon > 0$, a mechanism (random function) $M : \mathcal{X}^n \rightarrow \mathcal{Y}$ satisfies ϵ -Differential Privacy (ϵ -DP) if

$$\sup_{B \text{ measurable}} \sup_{\delta(X, X')=1} \frac{P(M(X') \in B)}{P(M(X) \in B)} \leq \exp(\epsilon),$$

where the probabilities are over the randomness in M . If both probabilities in the ratio are zero, we define the ratio to be one.

Let's take a moment to discuss the cast of characters in Definition 2.2. We call ϵ the privacy parameter. Smaller ϵ corresponds to more privacy, but as ϵ approaches infinity there is no privacy guarantee. We think of X_i as the information provided by individual i , so \mathcal{X} is the set of possible observations from one individual. We make no assumptions about the nature of \mathcal{X} : while it is common for \mathcal{X} to be a subset of \mathbb{R}^p , \mathcal{X} could also be a set of networks, survey responses, or any other data structure. We call \mathcal{Y} the output space, which contains the possible values our statistic of interest can take on. In Definition 2.2 we do not place any restrictions on \mathcal{Y} , however in this paper we focus on $\mathcal{Y} = \mathbb{R}^m$. Finally the mechanism M is our method of introducing randomness into the output, which is what achieves privacy. When $\mathcal{Y} = \mathbb{R}^m$, it is useful to express DP in terms of the probability density function of the mechanism, which is stated in Proposition 2.3.

Proposition 2.3. *Let $M : \mathcal{X}^n \rightarrow \mathbb{R}^m$ be a random function such that the random variable $M(X)$ has a well defined density $f_{M(X)}(\cdot)$ for all $X \in \mathcal{X}^n$. Then if*

$$\sup_{t \in \mathbb{R}^m} \sup_{\delta(X, X')=1} \frac{f_{M(X)}(t)}{f_{M(X')}(t)} \leq \exp(\epsilon), \quad \text{then } M \text{ satisfies } \epsilon\text{-DP}.$$

The following proposition connects the notion of DP with hypothesis testing, establishing a strong guarantee. If an adversary wants to test whose data is in the i^{th} entry of X at level α , Proposition 2.4 assures us that the probability of rejecting the null hypothesis is small.

Proposition 2.4 (Wasserman and Zhou, 2010). *Suppose that $M : \mathcal{X}^n \rightarrow \mathcal{Y}$ satisfies ϵ -DP, P is a probability measure on \mathcal{X}^n , and $Z = M(X)$ is the released output of the mechanism M . Then any level α test which is a function of Z , M , and P , of $H_0 : X_i = u$ versus $H_1 : X_i = v$ has power bounded above by $\alpha \exp(\epsilon)$.*

Remark 2.5. Besides Definition 2.2 and Dwork et al.'s original definition, other formulations of DP have been proposed. In fact, by replacing \mathcal{X}^n with any set, and $\delta(\cdot, \cdot)$ with any metric on \mathcal{X}^n , one obtains a new notion of DP. Let $\mathcal{X}^* = \{()\} \cup \mathcal{X} \cup \mathcal{X}^2 \cup \dots$ be the set of all finite tuples with entries in \mathcal{X} , where $()$ represents the empty tuple. A popular alternative to Definition 2.2 takes $X \in \mathcal{X}^*$, and $\delta(X, X') = 1$ if X can be obtained from X' by adding or deleting an entry. We will refer to this notion as add/delete-DP, which appears in (CITE). Note that ϵ -add/delete-DP implies 2ϵ -DP. However, the other differences are that n is not publicly known, and the mechanism must be well defined on any $X \in \mathcal{X}^*$.

While we use Definition 2.2 for concreteness, our theoretical results throughout hold for arbitrary input sets and metrics.

In this paper, we study mechanisms that add a random vector to a statistic vector T . For such mechanisms, the variance of the random vector must be scaled differently depending on the nature of the sensitivity of T . ℓ_1 -sensitivity was first introduced in Dwork et al. (2006), but sensitivity can be measured by other norms; e.g., ℓ_2 -sensitivity as in Chaudhuri et al. (2011). Next, we introduce the notion of the *adjacent output space*, which is naturally connected to sensitivity, and plays a key role in our work here.

Definition 2.6. Let $T : \mathcal{X}^n \rightarrow \mathbb{R}^m$ be any function. The *adjacent output space* of T is

$$S_T = \left\{ u \in \mathbb{R}^m \mid \begin{array}{l} \exists X, X' \in \mathcal{X}^n \text{ s.t. } \delta(X, X') = 1 \\ \text{and } u = T(X) - T(X') \end{array} \right\}.$$

The adjacent output space consists of all possible differences in the statistic vector T , when computed on two databases differing in one entry.

Before we introduce the notion of sensitivity, we introduce *norm balls*: the convex sets which are in one-to-one correspondence with norms.

Definition 2.7. A set $K \subset \mathbb{R}^p$ is a *norm ball* if K is 1) convex, 2) bounded, 3) absorbing: $\forall u \in \mathbb{R}^p, \exists c > 0$ such that $u \in cK$, and 4) symmetric about zero: if $u \in K$, then $-u \in K$.

It is well known that if $K \subset \mathbb{R}^p$ is a norm ball, then we can define a norm $\|\cdot\|_K : \mathbb{R}^p \rightarrow \mathbb{R}^{\geq 0}$, given by $\|u\| = \inf\{c \in \mathbb{R}^{\geq 0} \mid u \in cK\}$. We call $\|\cdot\|_K$ the K -norm. In fact, any norm $\|\cdot\|$ can be generated this way by taking $K = \{u \mid \|u\| \leq 1\}$.

Definition 2.8. For a norm ball $K \subset \mathbb{R}^p$, the K -norm sensitivity of T is

$$\Delta_K(T) = \sup_{u \in S_T} \|u\|_K = \sup_{\delta(X, X')=1} \|T(X) - T(X')\|_K.$$

For $p \in [1, \infty]$, the ℓ_p -sensitivity of T is $\Delta_p(T) = \sup_{u \in S_T} \|u\|_p$. If T is one-dimensional, we simply say the *sensitivity* of T is $\Delta(T) = \sup_{u \in S_T} |u|$.

A simple and popular method of achieving DP is the Laplace Mechanism.

Proposition 2.9 (Laplace Mechanism: Dwork et al., 2006). *Let $X \in \mathcal{X}^n$. Let $T : \mathcal{X}^n \rightarrow \mathbb{R}^m$. Then releasing $T(X) + V$, where $V_i \sim \frac{\Delta_1(T)}{2\epsilon} \exp(\frac{-\epsilon}{\Delta} |V_i|) \sim \text{Laplace}(\Delta/\epsilon)$ satisfies ϵ -DP, provided that $\Delta_1(T) \leq \Delta < \infty$.*

A generalization of the Laplace Mechanism is the family of K -Norm Mechanisms (K -Mechs), introduced in Hardt and Talwar (2010). However, they do not use the same definition of DP as we do here, using $\|X - X'\|_1$ in place of $\delta(X, X')$ to measure the distance between databases. Further, they restrict their attention to only linear statistics T . These two differences greatly restrict the variety of mechanisms possible by K -Mechs. In Hardt and Talwar (2010), they remark that K -Mechs can be extended to the setting of Definition 2.2 as well as arbitrary statistics T . In Hall (2012), this extension is explicitly given.

Proposition 2.10 (*K*-Norm Mechanisms: Hardt and Talwar, 2010; Hall, 2012). *Let $X \in \mathcal{X}^n$ and $T : \mathcal{X}^n \rightarrow \mathbb{R}^m$. Let $\|\cdot\|_K$ be any norm on \mathbb{R}^m . Call $\Delta_K(T) = \sup_{u \in S_T} \|u\|_K$. Then releasing $T(X) + V$, where V is drawn from the density $f(V) \propto \exp(-\frac{\epsilon}{\Delta} \|V\|_K)$, satisfies ϵ -DP, provided that $\Delta_K(T) \leq \Delta < \infty$ and $f(V)$ is integrable.*

We refer to the *K*-Mech with norm ℓ_p as the ℓ_p -Mechanism (ℓ_p -Mech). In particular we refer to the Laplace Mechanism as the ℓ_1 -Mech.

Finally, Proposition 2.11 states that postprocessing cannot increase privacy risk.

Proposition 2.11 (Postprocessing: Dwork and Roth, 2014). *Let $X \in \mathcal{X}^n$, $M : \mathcal{X}^n \rightarrow \mathcal{Y}$ be a random function, and $f : \mathcal{Y} \rightarrow \mathcal{Z}$ be any function. If M is ϵ -DP, then $f \circ M$ is ϵ -DP.*

3 Exploring Sensitivity and Adjacent Output Space

The *K*-norm sensitivity of T is often studied as an algebraic object, being the supremum over a set of values. However, we can instead consider how it is geometrically related to the adjacent output space. Geometrically, $\Delta_K(T)$ is the radius of the smallest $\|\cdot\|_K$ -ball containing S_T . We study the ℓ_p -sensitivity for the following extended example.

Throughout this paper the ℓ_1 , ℓ_2 , and ℓ_∞ -Mechs will make frequent appearances. All three of these mechanisms have been seen in the literature and the all have efficient sampling algorithms, which we detail in Section 9.1. On the other hand, while we consider arbitrary *K*-Mechs later in the paper, we acknowledge that in general *K*-Mechs are much harder to implement and sample. We give a method to sample arbitrary *K*-Mechs in Subsection 9.1.

Example 3.1. Suppose our database is $X = (X_1, \dots, X_n) \in [-1, 1]^n$, and our statistic of interest is $T(X) = (\sum_{i=1}^n X_i, \sum_{i=1}^n 2X_i^2)$. For this example, the adjacent output space is

$$\begin{aligned} S_T &= \left\{ (u_1, u_2) \in \mathbb{R}^2 \left| \begin{array}{l} u_1 = x_1 - x_2 \\ u_2 = 2x_1^2 - 2x_2^2 \end{array} \right. , \text{ for some } x_1, x_2 \in [-1, 1] \right\} \\ &= \left\{ (u_1, u_2) \in [-2, 2]^2 \left| |u_2| \leq \begin{cases} 2 - 2(1 - u_1)^2 & \text{if } u_1 \geq 0 \\ 2 - 2(u_1 + 1)^2 & \text{if } u_1 < 0 \end{cases} \right. \right\}. \end{aligned}$$

A plot of S_T as a subset of \mathbb{R}^2 is shown in Figure 1. For this example, we can work out the ℓ_1 , ℓ_2 , and ℓ_∞ sensitivities of T exactly:

$$\Delta_1(T) = 3.125, \quad \Delta_2(T) = 1/4\sqrt{71 + 8\sqrt{2}}, \quad \Delta_\infty(T) = 2. \quad (1)$$

Of these three, only $\Delta_\infty(T)$ can be computed by inspection. To compute $\Delta_1(T)$ and $\Delta_2(T)$, we solve the calculus problem $\max_{u_1 \in [-2, 2]} \left\| \begin{pmatrix} u_1 \\ u_2 \end{pmatrix} \right\|$, where $u_2 = 2 - 2(u_1 - 1)^2$ (by symmetry of S_T , this is sufficient). The norm balls $\{u \mid \|u\|_p \leq \Delta_p(T)\}$ for $p = 1, 2, \infty$ are shown in Figure 1.

While for this example we were able to compute $\Delta_p(T)$ exactly for $p = 1, 2, \infty$, often in

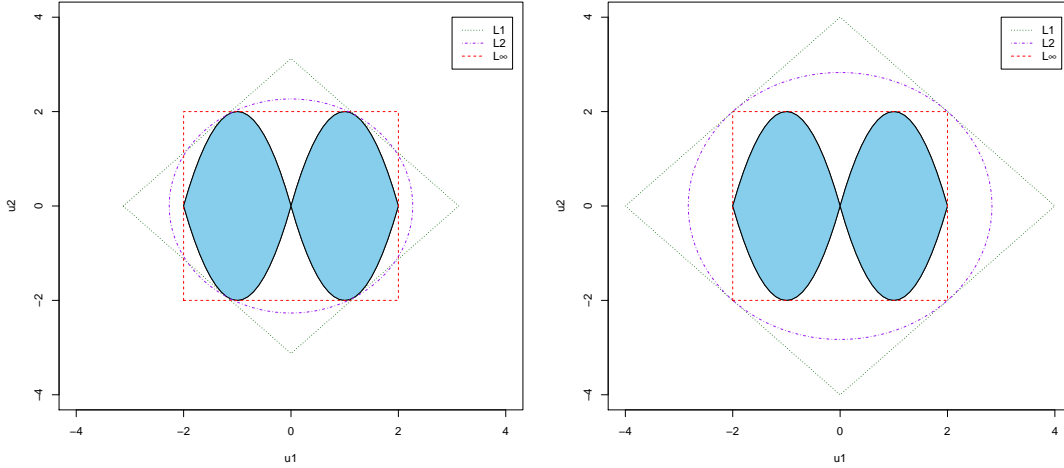


Figure 1: The blue shaded area of both plots is the adjacent output space S_T for Example 3.1. In the left plot, the ℓ_p norm balls of radius $\Delta_p(T)$ as computed in Equation (1), for $p = 1, 2, \infty$ are plotted. In the right plot, the ℓ_p norm balls of radius $\Delta_p(T)$ using the approximations computed in Equation (2), for $p = 1, 2, \infty$ are plotted.

the literature, $\Delta_1(T)$ and $\Delta_2(T)$ are approximated as follows:

$$\begin{aligned} \Delta_1(T) &= \sup_{\delta(X, X')=1} \|T(X) - T(X')\|_1 \leq \sum_{i=1}^2 \sup_{\delta(X, X')=1} |T_i(X) - T_i(X')| = 4 \\ \Delta_2(T) &= \sup_{\delta(X, X')=1} \sqrt{\sum_{i=1}^2 (T_i(X) - T_i(X'))^2} \leq \sqrt{\sum_{i=1}^2 \sup (T_i(X) - T_i(X'))^2} = \sqrt{8} \end{aligned} \quad (2)$$

Such approximations are common, for example in Zhang et al. (2012) and Yu et al. (2014). Note that when using these approximations, the norm balls $\{u \mid \|u\|_p \leq \Delta_p(T)\}$ are now larger, as seen in Figure 1. Comparing the plots in Figure 1, we see that when we use the exact sensitivities via Equation (1), none of the norm balls we considered are contained in any of the others. However, when we use the approximations via Equation (2), the ℓ_∞ ball is contained in the ℓ_2 ball, which is contained in the ℓ_1 ball. As we will see from Theorem 4.5, this implies that ℓ_∞ norm is the best choice among the three ℓ_p norms.

While the use of approximations, or different norms often does not affect the asymptotic performance, we will see in Subsections 5.2, 6.2, and 6.3 that for finite n , the performance gains can be substantial.

Next we will explore situations where the inequalities in the approximation are actually equalities. This is naturally related to the notion of *negligible structure*, which we define below. It will be convenient to assume that condition (3) holds. This condition means that the sensitivity of each entry of T is the same.

$$\Delta(T_i) = \Delta_\infty(T) \text{ for all } 1 \leq i \leq m. \quad (3)$$

Definition 3.2. Let $T : \mathcal{X}^n \rightarrow \mathbb{R}^m$ be a function satisfying (3). We say that T has *negligible structure* if S_T contains all $c \in \{-\Delta_\infty(T), \Delta_\infty(T)\}^m$. Otherwise, we say that T has *non-negligible structure*.

Proposition 3.3. Let $T : \mathcal{X}^n \rightarrow \mathbb{R}^m$ be a function satisfying (3). Then $\Delta_p(T) = m^{1/p} \Delta_\infty(T)$ if and only if S_T contains at least one $c \in \{-\Delta_\infty(T), \Delta_\infty(T)\}^m$. In particular, if T has negligible structure, then $\Delta_p(T) = (m)^{1/p} \Delta_\infty(T)$.

Noting that $S_T \subset [-\Delta_\infty(T), \Delta_\infty(T)]^m$, the proof of Proposition 3.3 is entirely trivial, and is hence omitted. In the following examples, we explore statistics T which do or do not have negligible structure, and how $\Delta_p(T)$ is related to $\Delta_\infty(T)$ in each case.

Example 3.4 (Negligible Structure). Suppose that $T_1(X)$ is the average height of the participants, $T_2(X)$ is the average weight, and $T_3(X)$ is the average income. In this example, T has negligible structure. In general, when each $T_i(X)$ depends on different attributes of X , the entries of T have negligible structure. By Proposition 3.3, $\Delta_p(T) = m^{1/p} \Delta_\infty(T)$ and there is no loss in using $\Delta_\infty(T)$ to approximate $\Delta_p(T)$. A similar situation is encountered in Smith (2011) and Barrientos et al. (2017).

Example 3.5 (Non-Negligible Structure 1). Suppose that $X_i \in [0, 1]$ for all i . Set $T_1(X) = \sum X_i$ and $T_2(X) = \sum X_i^2$. Notice that $\Delta_\infty(T) = 1$, but the point $(-1, 1) \notin S_T$. So, T has non-negligible structure. However, we do have $(1, 1) \in S_T$ so, by Proposition 3.3, $\Delta_p(T) = m^{1/p} \Delta_\infty(T)$.

Example 3.6 (Non-Negligible Structure 2). There are examples of statistics T with non-negligible structure, for which approximating $\Delta_1(T)$ with $m \Delta_\infty(T)$ is unreasonable. Suppose that $T_i(X)$ denotes the number of people in age group i . In this case, one person can only influence one entry of T . So, $\Delta_1(T) = 2$, whereas $m \Delta_\infty(T) = m$. Situations like this are common in histograms and other count statistics.

Remark 3.7. While we think of the adjacent output space as determined by the statistic T , it is equally dependent on the domain of T . If \mathcal{X} has structure, known a priori, this structure will influence the adjacent output space. In Example 3.5, we could have considered our input as $X_i \in [0, 1]^2$ such that $X_{i2} = X_{i1}^2$ for all i , and take our statistic to be $T(X) = (\sum_i X_{i1}, \sum_i X_{i2})$. This leads to exactly the same adjacent output space.

4 Comparing K -Norm Mechanisms

The main result of this section is Theorem 4.5, which allows us to compare K -Mechs. In order to prove this result, we first need to study the distributions of the K -Mechs. The results in this section will also be useful to implement the K -Mechs, which we cover in Section 9.1.

In Hardt and Talwar (2010), it is shown that for a random vector $V \in \mathbb{R}^m$ drawn from the density $f(V) \propto \exp(-\frac{\epsilon}{\Delta_K} \|V\|_K)$, one can factorize V in a nice way.

Proposition 4.1 (Hardt and Talwar, 2010). *Let $\|\cdot\|_K$ be a norm on \mathbb{R}^m , and call $K = \{u \in \mathbb{R}^m \mid \|u\|_K \leq 1\}$. Let $V \in \mathbb{R}^m$ be drawn from the density $f(V) \propto \exp(-\frac{\epsilon}{\Delta_K} \|V\|_K)$. Then $V \stackrel{d}{=} r \cdot U$, where $r \sim \text{Gamma}(\alpha = m + 1, \beta = \epsilon)$ and $U \sim \text{Uniform}(\Delta_K \cdot K)$, where $\text{Uniform}(S)$ denotes the uniform distribution on the compact set $S \subset \mathbb{R}^m$.*

Remark 4.2. The rate parameter of the gamma distribution in Proposition 4.1 can be adjusted with the scaling of the uniform variable. For instance, we will often use the alternative factorization: $V \stackrel{d}{=} r' \cdot U'$, where $r' \sim \text{Gamma}(\alpha = m + 1, \beta = \epsilon/\Delta_K)$ and $U' \sim \text{Uniform}(K)$.

Here we make an observation which motivates the main result of this section: in Proposition 4.1, since the distribution of r does not depend on K , to minimize the magnitude of V , we should choose the norm with the smallest space $\{u \mid \|u\|_K \leq \Delta_K\}$. We make formal this observation in Theorem 4.5. First we need some preliminary results.

Proposition 4.3 gives another factorization of V , but this time the uniform variable is drawn from the surface rather than interior of a compact set. This generalizes the result in Chaudhuri and Monteleoni (2009) and Yu et al. (2014), which is given for only ℓ_2 .

Proposition 4.3. *Let $\|\cdot\|_K$ be a norm on \mathbb{R}^m , and let $K = \{u \in \mathbb{R}^m \mid \|u\|_K \leq 1\}$. Let $V \in \mathbb{R}^m$ be a random vector drawn from the density $f(V) \propto \exp(-\frac{\epsilon}{\Delta_K} \|V\|_K)$. Then*

$$\|V\|_K \sim \text{Gamma}(\alpha = m, \beta = \epsilon/\Delta_K), \quad \text{and} \quad \frac{V}{\|V\|_K} \sim \text{Uniform}(\partial K),$$

where $\partial K = \{u \in \mathbb{R}^m \mid \|u\|_K = 1\}$ is the boundary of K .

Next we give a lemma, which shows that, conditioning on a one-dimensional subspace, all of the K -Mechs are equal in distribution to a Laplace variable. This makes it natural to consider the K -Mechs as multivariate extensions of the Laplace distribution.

Lemma 4.4. *Let $\|\cdot\|_K$ be any norm on \mathbb{R}^m . Let V be a random variable with density proportional to $\exp(-a\|V\|_K)$. Let e be a vector in \mathbb{R}^m with $\|e\|_2 = 1$. Set $E = \text{span}(e)$. Then*

$$V \Big|_{V \in E} \stackrel{d}{=} Z \cdot e, \quad \text{where } Z \sim \text{Laplace}((a\|e\|_K)^{-1}).$$

The proof of Lemma 4.4 follows from the density and is hence omitted.

Theorem 4.5. *Let K and H are two norm balls in \mathbb{R}^m . Let Δ_K and Δ_H be two positive real numbers. Consider the random variables $V_K, V_H \in \mathbb{R}^m$ drawn from the densities $f(V_K) \propto \exp(-\frac{\epsilon}{\Delta_K} \|V_K\|_K)$ and $g(V_H) \propto \exp(-\frac{\epsilon}{\Delta_H} \|V_H\|_H)$. If $\Delta_K \cdot K \subset \Delta_H \cdot H$, then for all $e \in \mathbb{R}^m$ such that $\|e\|_2 = 1$,*

$$\text{Var}(V_K^\top e \mid V_K \in \text{span}(e)) \leq \text{Var}(V_H^\top e \mid V_H \in \text{span}(e)).$$

In other words, Theorem 4.5 states that V_K has uniformly smaller variance than V_H , no matter the direction. Actually, the choice of the second moment to compare the random variables in Theorem 4.5 was arbitrary. Because the variables $(V_K^\top e \mid V_K \in \text{span}(e))$ are distributed as laplace, if the variance is smaller then all even moments are smaller.

Example 4.6. We return to the setting of Example 3.1. From the right plot in Figure 1, when using approximate sensitivity, we see that the ℓ_∞ ball is strictly smaller than the others. By Theorem 4.5, the magnitude of noise required by the ℓ_∞ -Mech is smaller than the magnitude of noise required by either ℓ_1 or ℓ_2 . On the other hand, when using the exact sensitivity, as we see in the left plot of Figure 1, there is no strict inclusion.

Remark 4.7. Theorem 4.5 tells us that we should choose the norm corresponding to the smallest norm ball. This is not equivalent to choosing the norm with the smallest sensitivity. For instance, the ℓ_∞ sensitivity will always be smaller than the ℓ_1 sensitivity, but there are some situations like Example 3.6 where ℓ_1 is a better choice of norm than ℓ_∞ .

Considering Theorem 4.5, we want to choose the norm corresponding to the smallest norm ball containing S_T . The convex hull $K_T = \text{Hull}(S_T)$ is a natural choice of norm ball. In Xiao and Xiong (2015) K_T is proposed for use in the K -Norm Mechanism. In the following corollary, we show that as long as K_T is a norm ball, it leads to the optimal K -Mech.

Lemma 4.8. *Let $T : \mathcal{X}^n \rightarrow \mathbb{R}^m$. Provided that S_T is bounded and $\text{span}(S_T) = \mathbb{R}^m$, then $K_T = \text{Hull}(S_T)$ is a norm ball. So, we can consider the norm $\|\cdot\|_{K_T}$.*

Corollary 4.9. *Let $T : \mathcal{X}^n \rightarrow \mathbb{R}^m$ such that S_T is bounded and $\text{span}(S_T) = \mathbb{R}^m$. Let $\|\cdot\|_K$ be any norm on \mathbb{R}^m , and consider the random variable $V_K \in \mathbb{R}^m$ drawn from the density $f(V_K) \propto \exp(\frac{-\epsilon}{\Delta_K} \|\cdot\|_K)$. Then for all $e \in \mathbb{R}^m$ such that $\|e\|_2 = 1$,*

$$\text{Var}(V_{K_T}^\top e \mid V_{K_T} \in \text{span}(e)) \leq \text{Var}(V_K^\top e \mid V_K \in \text{span}(e)).$$

Remark 4.10. If S_T is not bounded, then for any norm $\|\cdot\|_K$, $\Delta_K(T) = \infty$. If $\text{span}(S_T) \subsetneq \mathbb{R}^m$, then the entries of $T(X)$ are linearly dependent. So, we can reduce the dimension of T , and recover the removed entries by post-processing. We see that the conditions of Corollary 4.9 are actually quite general.

4.1 Negligible Structure Optimality

In this section, we study the case when the statistic vector has negligible structure. In this case, the ℓ_∞ -Mech is the optimal K -Mech, which we state formally in the following corollary.

Corollary 4.11. *Let $T : \mathcal{X}^n \rightarrow \mathbb{R}^m$ be a function with negligible structure. Let $\|\cdot\|_K$ be any norm on \mathbb{R}^m , and consider the random variable $V_K \in \mathbb{R}^m$ drawn from the density $f(V_K) \propto \exp(\frac{-\epsilon}{\Delta_K(T)} \|V_K\|_K)$. Similarly, let $V_\infty \in \mathbb{R}^m$ be drawn from $f(V_\infty) \propto \exp(\frac{-\epsilon}{\Delta_\infty(T)} \|V_\infty\|_\infty)$. Then for all $e \in \mathbb{R}^m$ such that $\|e\| = 1$,*

$$\text{Var}(V_\infty^\top e \mid V_\infty \in \text{span}(e)) \leq \text{Var}(V_K^\top e \mid V_K \in \text{span}(e)).$$

Corollary 4.12 is a direct consequence of Theorem 4.5, and states that when using the approximation $\Delta_p(T) = m^{1/p} \Delta_\infty(T)$, shows that if $q \geq p$, then ℓ_q -Mech has uniformly smaller variance than ℓ_p -Mech.

Corollary 4.12. *Let $1 \leq p \leq q < \infty$, and let $\Delta > 0$. Let $V_p, V_q, V_\infty \in \mathbb{R}^m$ be random vectors with densities $f(V_p) \propto \exp\left(\frac{-\epsilon}{m^{1/p}\Delta}\|V_p\|_p\right)$, $f(V_q) \propto \exp\left(\frac{-\epsilon}{m^{1/q}\Delta}\|V_q\|_q\right)$ and $f(V_\infty) \propto \exp\left(\frac{-\epsilon}{\Delta}\|V_\infty\|_\infty\right)$. Let $e \in \mathbb{R}^m$ be any vector with $\|e\|_2 = 1$. Set $E = \text{span}(e)$. Then*

$$\text{Var}(V_\infty^\top e |_{V_\infty \in E}) \leq \text{Var}(V_q^\top e |_{V_q \in E}) \leq \text{Var}(V_p^\top e |_{V_p \in E}).$$

As a special case, Corollary 4.12 shows the variance of ℓ_∞ -Mech is smaller than ℓ_1 or ℓ_2 -Mech in every direction, when using the approximation $\Delta_p(T) \leq m^{1/p}\Delta_\infty(T)$. We may wonder if the difference in noise is substantial. Proposition 4.13 gives a formula for the expected noise per entry for both mechanisms. In Steinke and Ullman (2017), a similar computation to Proposition 4.13 is given. In their result, they compute the expected ℓ_1 norm of both random vectors, whereas we compute the expected per entry noise. Furthermore, we make it explicit that the ℓ_1 sensitivity is approximated as $m\Delta_\infty(T)$, whereas in Steinke and Ullman (2017) they implicitly assume negligible structure.

Proposition 4.13. *Let $V, W \in \mathbb{R}^m$ be random vectors with densities $f(V) \propto \exp\left(\frac{-\epsilon}{m\Delta_\infty(T)}\|V\|_1\right)$ and $f(W) \propto \exp\left(\frac{-\epsilon}{\Delta_\infty(T)}\|W\|_\infty\right)$. Then $\mathbb{E}|V_1| = \frac{m\Delta_\infty(T)}{\epsilon}$, and $\mathbb{E}|W_1| = \frac{(m+1)\Delta_\infty(T)}{2\epsilon}$.*

Note that the entries of both V and W are exchangeable, so the use of the first entry was arbitrary. Proposition 4.13 tells us that when using the approximation $\Delta_1(T) \leq m\Delta_\infty(T)$, using ℓ_∞ -Mech requires about half as much noise as ℓ_1 -Mech as m gets large. When T is a single statistic ($m = 1$) the two mechanisms are identical, but even for m as small as 2, we get a 25% decrease in noise by choosing ℓ_∞ -Mech over ℓ_1 -Mech. In Subsections 5.2, 6.2, and 6.3, we show that in the application of Logistic and Linear Regression, this reduction in noise has a substantial impact on utility.

Remark 4.14. One may wonder if there are situations where either ℓ_1 or ℓ_2 -Mech is the optimal K -Mech. The ℓ_1 -Mech is optimal in situations with count data, like Example 3.6. On the other hand, for ℓ_2 -Mech to be optimal, the boundary of S_T must be exactly a $(m-1)$ -sphere. Situations like this may occur when the data X are naturally bounded by a ℓ_2 constraint, however we view this as an unlikely situation.

5 Objective Perturbation

The Objective Perturbation mechanism was introduced in Chaudhuri and Monteleoni (2009) for the application of Logistic Regression. In Chaudhuri et al. (2011), the mechanism was extended to general empirical risk functions. This work was then extended in Kifer et al. (2012) and (Yu et al., 2014). We state in Algorithm 1 the mechanism as described in Kifer et al. (2012).

In Kifer et al. (2012), it is shown that the output of Algorithm 1 satisfies the add/delete formulation of DP, discussed in Remark 2.5. We need to modify the algorithm to satisfy Definition 2.2. Studying the proof in Kifer et al. (2012) we make several observations.

First, to have the output satisfy Definition 2.2, we require that $\sup_{x, x' \in \mathcal{X}} \sup_{\theta \in \Theta} \|\nabla \ell(\theta; x) - \nabla \ell(\theta; x')\| \leq \Delta$. This is related to our notion of sensitivity, except that we also need to take the supremum over θ . Next, the use of ℓ_2 norm to measure the sensitivity, as well as in the

Algorithm 1 Objective Perturbation as stated in Kifer et al. (2012)

INPUT: $X \in \mathcal{X}^n$, $\epsilon > 0$, a convex set $\Theta \subset \mathbb{R}^m$, a convex function $r : \Theta \rightarrow \mathbb{R}$, a convex loss function $\mathcal{L}(\theta; X) = \frac{1}{n} \sum_{i=1}^n \ell(\theta; x_i)$ defined on Θ such that $\nabla^2 \ell(\theta; x)$ is continuous for all $\theta \in \Theta$ and $x \in \mathcal{X}$, $\Delta > 0$ such that $\|\nabla \ell(\theta; x)\|_2 \leq \Delta$ for all $\theta \in \Theta$ and $x \in \mathcal{X}$, and $\lambda > 0$ which is an upper bound on the eigenvalues of $\nabla^2 \ell(\theta; x)$ for all $\theta \in \Theta$ and $x \in \mathcal{X}$.

- 1: Set $\gamma = \frac{2\lambda}{\epsilon}$
 - 2: Draw $V \in \mathbb{R}^m$ from the density $f(V; \epsilon, \Delta) \propto \exp(-\frac{\epsilon}{2\Delta} \|V\|_2)$
 - 3: Compute $\theta_{DP} = \arg \min_{\theta \in \Theta} \mathcal{L}(\theta; X) + \frac{1}{n} r(\theta) + \frac{\gamma}{2n} \theta^\top \theta + \frac{V^\top \theta}{n}$
- OUTPUT: θ_{DP}
-

density of step 2 is arbitrary. In Yu et al. (2014), they note that ℓ_1 can be used in place of ℓ_2 . In fact, any norm can be used along with its K -Norm Mechanism. We can reduce the size of γ by taking $\gamma = \frac{\lambda}{e^{\epsilon/2} - 1} \leq \frac{2\lambda}{\epsilon}$; this is also done in Yu et al. (2014). Finally, to control the trade-off between bias and variance, we can introduce a tuning parameter $0 < q < 1$ and replace $f(V; \epsilon, \Delta) \propto \exp(-\frac{\epsilon q}{\Delta} \|V\|_K)$ and $\gamma = \frac{\lambda}{e^{\epsilon(q-1)} - 1}$. In Algorithm 1, q is fixed at $1/2$. Incorporating these observations, we have a generalized Objective Perturbation Mechanism that we state in Algorithm 2.

Algorithm 2 Extended Objective Perturbation

INPUT: $X \in \mathcal{X}^n$, $\epsilon > 0$, a convex set $\Theta \subset \mathbb{R}^m$, a convex function $r : \Theta \rightarrow \mathbb{R}$, a convex loss function $\mathcal{L}(\theta; X) = \frac{1}{n} \sum_{i=1}^n \ell(\theta; x_i)$ defined on Θ such that $\nabla^2 \ell(\theta; x)$ is continuous for all $\theta \in \Theta$ and $x \in \mathcal{X}$, $\Delta > 0$ such that $\sup_{x, x' \in \mathcal{X}} \sup_{\theta \in \Theta} \|\nabla \ell(\theta; x) - \nabla \ell(\theta; x')\|_K \leq \Delta$ for some norm $\|\cdot\|_K$, $\lambda > 0$ which is an upper bound on the eigenvalues of $\nabla^2 \ell(\theta; x)$ for all $\theta \in \Theta$ and $x \in \mathcal{X}$, and a real value $0 < q < 1$.

- 1: Set $\gamma = \frac{\lambda}{\exp(\epsilon(q-1)) - 1}$
 - 2: Draw $V \in \mathbb{R}^m$ from the density $f(V; \epsilon, \Delta) \propto \exp(-\frac{\epsilon q}{\Delta} \|V\|_K)$
 - 3: Compute $\theta_{DP} = \arg \min_{\theta \in \Theta} \mathcal{L}(\theta; X) + \frac{1}{n} r(\theta) + \frac{\gamma}{2n} \theta^\top \theta + \frac{V^\top \theta}{n}$
- OUTPUT: θ_{DP}
-

Theorem 5.1. *The output of Algorithm 2 satisfies ϵ -DP.*

5.1 Logistic Regression via Objective Perturbation

In this subsection, we demonstrate how the Extended Objective Perturbation Mechanism can be used for Logistic Regression. Other versions of this algorithm have been used for Logistic Regression (Chaudhuri and Monteleoni, 2009; Yu et al., 2014). Our implementation uses Algorithm 2, which is adjusted for Definition 2.2, allows for arbitrary K -Mechs, and allows for the tuning parameter q .

Our setup is as follows: we observe $X_{ij} \in [-1, 1]$ and $Y_i \in \{0, 1\}$ for $i = 1, \dots, n$ and $j = 1, \dots, m$ ¹. We take our empirical loss function to be the negative log-likelihood of the Logistic Regression model:

$$\mathcal{L}(\theta; X, Y) = \frac{1}{n} \sum_{i=1}^n \ell(\theta; X_i, Y_i) = \frac{1}{n} \sum_{i=1}^n \log(1 + \exp(\theta^\top X_i)) - Y_i \theta^\top X_i \quad (4)$$

¹It may be necessary to rescale X and Y such as in Zhang et al. (2012) and Lei et al. (2016).

The gradient and hessian of ℓ are

$$\nabla \ell(\theta; X_i, Y_i) = \left(\frac{\exp(\theta^\top X_i)}{1 + \exp(\theta^\top X_i)} - Y_i \right) X_i, \quad \nabla^2 \ell(\theta; X_i, Y_i) = \left(\frac{\exp(\theta^\top X_i)}{(1 + \exp(\theta^\top X_i))^2} \right) X_i X_i^\top$$

By inspection, we note that the eigenvalues of $\nabla^2 \ell(\theta; x, y)$ are bounded above by $\lambda = \frac{m}{4}$. This bound is tight, since we could take $X_i = (1, \dots, 1)^\top$ and $\theta = (0, \dots, 0)^\top$.

For Objective Perturbation, the adjacent output space is slightly different than we defined earlier. Instead, we also allow for all values of θ :

$$\begin{aligned} S &= \{u \in \mathbb{R}^m | u = \nabla \ell(\theta; X_1, Y_1) - \nabla \ell(\theta; X_2, Y_2), \text{ s.t. } X_1, X_2 \in [-1, 1], Y_1, Y_2 \in \{0, 1\}, \text{ and } \theta \in \mathbb{R}^m\} \\ &= \left\{ \left(\frac{\exp(\theta^\top X_1)}{1 + \exp(\theta^\top X_1)} - Y_1 \right) X_1 - \left(\frac{\exp(\theta^\top X_2)}{1 + \exp(\theta^\top X_2)} - Y_2 \right) X_2 \right\} \end{aligned}$$

Note that $\left(\frac{\exp(\theta^\top x)}{1 + \exp(\theta^\top x)} \right) \in [0, 1]$ no matter θ or x . We see that the per entry sensitivity of $\nabla \ell$ is bounded above by 2. So, $\Delta_\infty(\nabla \ell) \leq 2$ and $S \subset [-2, 2]^m$. For $m \geq 2$, we have found via simulations that the set $\{c \in \mathbb{R}^m | \exists k \text{ s.t. } c_i \in \{-2, 2\} \text{ for } i \neq k \text{ and } c_k \in \{-1, 1\}\}$ is contained in S . This suggests that while the ℓ_∞ -norm is not optimal, as m increases ℓ_∞ gets closer and closer to optimal. From this, we get the approximate sensitivities $\Delta_\infty(\nabla \ell) = 2$, $\Delta_2(\nabla \ell) = 2\sqrt{m}$, and $\Delta_1(\nabla \ell) = 2m$.

5.2 Logistic Regression Simulations

In this section, we implement Algorithm 2 for Logistic Regression on simulated data. We know from our computations in the previous section and from Corollary 4.12 that ℓ_∞ -Mech should require less noise than ℓ_1 or ℓ_2 . We show through simulations that the performance gains by choosing the ℓ_∞ -Mech are substantial, demonstrating that our extension of the Objective Perturbation Mechanism improves utility.

Our simulation procedure is as described in Algorithm 3. For a DP estimate β_{DP} , we measure its performance as the ℓ_2 distance to the true β : $\|\beta_{DP} - \beta\|_2$. We set $n = 10^4$ and consider $\epsilon \in \{1/64, 1/32, \dots, 1, 2\}$. The DP methods we implement are ℓ_1 -Mech with $\Delta_1 = 2m$ and $q = 1/2$, ℓ_2 -Mech with $\Delta_2 = 2\sqrt{m}$ and $q = 1/2$, and ℓ_∞ -Mech with $\Delta_\infty = 2$ and $q \in \{1/2, .85\}$. First we compare ℓ_1 , ℓ_2 , and ℓ_∞ with $q = 1/2$ as this is the value used in Chaudhuri and Monteleoni (2009); Chaudhuri et al. (2011); Kifer et al. (2012); Yu et al. (2014). We chose $q = .85$ to show that performance can be further improved by tuning q . Unfortunately, we did not tune q under DP so this limits its current usability.

In Figure 2, the x axis indicates the value of ϵ , and the y -axis is the median ℓ_2 distance between the DP estimates and the true β . In this plot, we see that when we fix $q = 1/2$, ℓ_∞ is better than ℓ_2 , which beats ℓ_1 . Recall that the ℓ_2 is the norm used in (Chaudhuri and Monteleoni, 2009; Chaudhuri et al., 2011; Kifer et al., 2012), and ℓ_1 is used in Yu et al. (2014). In Yu et al. (2014), they argue that the ℓ_1 should give better performance than ℓ_2 , which contradicts our result here. In their analysis, however they use Δ_1 as an approximation for Δ_2 which hinders the performance of ℓ_2 . Instead of either ℓ_1 or ℓ_2 , we recommend the ℓ_∞ norm for this application, as the performance gains are substantial.

Algorithm 3 Logistic Regression on Simulated Data

INPUT: ϵ and n

- 1: Set $\beta = (0, -1, \frac{-1}{2}, \frac{-1}{4}, 0, \frac{3}{4}, \frac{3}{2})$ and $m = 7$
- 2: Draw 100 replicates as follows

- Draw $X_{ij} \stackrel{\text{iid}}{\sim} U[-1, 1]$ and $U_i \stackrel{\text{iid}}{\sim} U[0, 1]$ for $i = 1, \dots, n$ and $j = 1, \dots, m$
- Set $Y_i = \begin{cases} 1 & \text{if } U_i < e^{X\beta} / (1 + e^{X\beta}) \\ 0 & \text{otherwise} \end{cases}$

3: For each replicate (X, Y) , Compute $\hat{\beta}_{MLE}$

4: For each DP estimate and each replicate (X, Y)

- Compute DP estimate β_{DP} via Algorithm 2
- Compute ℓ_2 distance to β : $L_{DP} = \|\beta_{DP} - \beta\|_2$

OUTPUT: $\text{median}_{\text{replicates}}\{R_{DP}\}$ and $\text{median}_{\text{replicates}}\{L_{DP}\}$ for each method of DP.

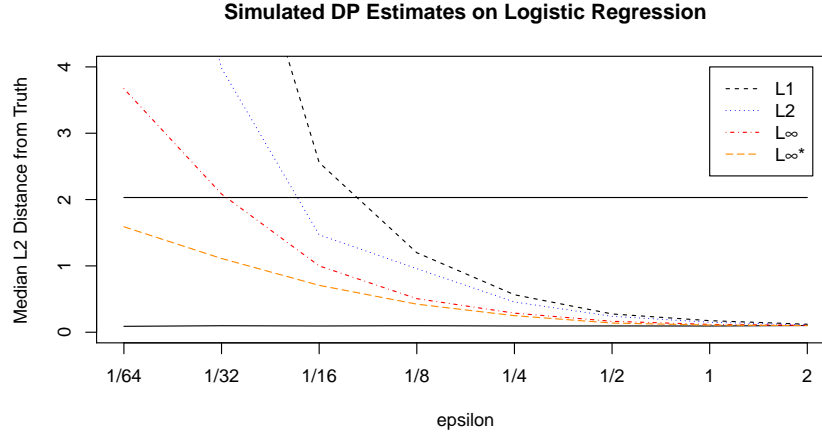


Figure 2: Comparison of ℓ_1 , ℓ_2 , and ℓ_∞ -Mechanisms for Logistic Regression on simulated data, measured by ℓ_2 distance to the true β . The estimates are via Algorithm 2, and the simulation procedure is described in Algorithm 3 with $n = 10^5$. For all estimates, we use $q = 1/2$ except for L_∞^* , which uses $q = .85$. For each ϵ , 100 replicates are used. The solid horizontal line indicates the distance between the zero vector and the true β .

We also include ℓ_∞ -Mechanism with $q = .85$. This tuning value was not chosen under DP, but does demonstrate that utility can be even further improved by considering other values of q . The choice of q under DP is left to future work.

6 Linear Regression via Functional Mechanism

6.1 Linear Regression Setup

Consider the setting where we have as input X , a $n \times (p + 1)$ matrix with left column all 1, and Y a $n \times 1$ vector such that $X_{ij}, Y_i \in [-1, 1]$ for all i, j ². We want to estimate β in the model $Y = X\beta + e$, where $e \sim N(0, \sigma^2 I)$. There are many ways of estimating β under DP, such as those described in Section 1. Our approach in this section is to sanitize $X^\top X$ and $X^\top Y$ by either ℓ_1 -Mech, ℓ_∞ -Mech, or the optimal K -Mech, and obtain an estimate of β via post-processing. This approach is similar to the Functional Mechanism (Zhang et al., 2012), which adds noise to the coefficients of the squared-loss function, before minimizing it. The differences in our approach compared to that in Zhang et al. (2012) are 1) a tighter sensitivity analysis which requires less noise, 2) an extension to any K -Mech rather than just ℓ_1 -Mech, and 3) the use of Equation (5) rather than minimizing the perturbed loss function (which results in more stable estimates). These three differences provide a useful extension of the work in Zhang et al. (2012), resulting in better utility under ϵ -DP.

Let T be the vector of unique, non-constant entries of $X^\top X$ and $X^\top Y$ (T has length $d = \lfloor \frac{1}{2}(p + 1)(p + 2) - 1 \rfloor + \lfloor p + 1 \rfloor$). From the sanitized version of T , we can recover approximations of $X^\top X$ and $X^\top Y$, which we call $(X^\top X)^*$ and $(X^\top Y)^*$ respectively. Then, using Proposition 2.11(a), our DP estimate of β is

$$\hat{\beta}^* = [(X^\top X)^*]^\dagger (X^\top Y)^*, \quad (5)$$

where A^\dagger denotes the Moore-Penrose pseudoinverse of matrix A . Alternatively, we can get a regularized estimate via any penalization method. For example, a DP ridge regression is

$$\hat{\beta}_\lambda^* = [(X^\top X)^* + \lambda I]^\dagger (X^\top Y)^*. \quad (6)$$

We sanitize T by adding noise from either ℓ_1 , ℓ_∞ , or the optimal K -Mech. We rescale the elements of T so that they all have sensitivity 2. For example, since all $X_{ij} \in [-1, 1]$ the sensitivity of $\sum_i X_{ij}$ is 2, but the sensitivity of $\sum_i X_{ij}^2$ is only 1. So, we replace $\sum_i X_{ij}^2$ with $2 \sum_i X_{ij}^2$. After adding noise, we can divide by 2 to recover our estimate of $\sum_i X_{ij}^2$.

In order to implement the optimal K -Mech, we must be able to sample uniformly from K_T , the convex hull of the adjacent output space

$$S_T = \left\{ u \in \mathbb{R}^d \mid \begin{array}{l} \exists \delta((X, Y), (X', Y')) = 1 \\ \text{s.t. } u = T(X, Y) - T(X', Y') \end{array} \right\}.$$

The first step is obtaining an explicit descriptions of K_T , which requires solving two sub-problems:

- Suppose we want to release $(\sum_i X_i, \sum_i 2X_i^2)$ where $X_i \in [-1, 1]$. The convex space for

²It may be necessary to rescale X and Y such as in Zhang et al. (2012) and Lei et al. (2016).

this statistic vector is

$$K_2 = \left\{ (u_1, u_2) \in [-2, 2]^2 \text{ s.t. } |u_2| \leq \begin{cases} 2 - 2(u_1 - 1)^2, & \text{if } u_1 > 1 \\ 2 - 2(u_1 + 1)^2, & \text{if } u_1 < -1 \end{cases} \right\}.$$

- Suppose we want to release $(\sum_i X_i, \sum_i Y_i, \sum_i X_i Y_i)$ where $X_i, Y_i \in [-1, 1]$. The convex space for this statistic vector is $K_3 = \{(u_1, u_2, u_3) \in [-2, 2]^3 \text{ s.t. } |u_1| + |u_2| + |u_3| \leq 4\}$.

For brevity, we omit the arguments that these are indeed the correct convex hulls.

Then, K_T is the d -dimensional convex set, which is a union of several copies of K_2 and K_3 in different subspaces. Now that we can determine whether a vector is in K_T , to sample uniformly from K_T , we use Algorithm 8, which by Proposition 4.1 gives samples from the optimal K -Mech.

Remark 6.1. While the setup in this section has been in terms of a main-effects linear regression model, this method generalizes easily to arbitrary classical linear models. The implementation of ℓ_∞ -Mech and ℓ_1 -Mech is exactly the same if we were to transform the response, or any predictors, add as columns of X any interactions or any other function of the columns of X , or include indicator variables as predictors. On the other hand, while the K -Mech defined by K_T still gives ϵ -DP, it may no longer be optimal since it does not account for any additional structure introduced by these modifications to the model.

We can also extend this setup to general linear models, in some cases. For instance, if the least-squares estimate of the coefficient vector is desired, (5) still provides a DP version. If the error covariance matrix is known, a DP estimate of the MLE is $[(X^\top W X)^*]^\dagger (X^\top W Y)^*$. However, if the error covariance matrix is not known, it is nontrivial to extend the methods in this section to estimate the MLE under DP.

6.2 Linear Regression Simulations

In this section, we measure how close the estimates generated by (5) are to the true β , for each DP mechanism. We consider an estimate close enough to the true β if each entry of the estimate is in the 95% confidence interval (CI) for that entry of β .

The procedure we follow is as described in Algorithm 4. We use point-wise CIs as these are often used by practitioners to determine the significance of coefficients. If the DP estimate is in the CI, one would likely make the same inference using the DP estimate as the MLE. However, based on additional simulations, the relative performance of the three DP methods does not change when using simultaneous CIs rather than point-wise CIs.

For our simulations, we set $p = 5$, $n = 10^4$ or $n = 10^6$, and consider $\epsilon \in \{1/16, 1/8, \dots, 2, 4\}$. The results of these simulations can be seen in Figure 3, where the x -axis denotes varying values of ϵ , and the y -axis measures the proportion of times the estimate $\hat{\beta}^*$ falls in the 95%-CI of β . From these plots, we see that ℓ_∞ -Mech can reach the performance of ℓ_1 -Mech with about half the privacy budget. This reflects the computation in Proposition 4.13. This means that choosing ℓ_∞ over ℓ_1 -Mech results in DP estimates much closer to the true β . On the other hand, the difference between ℓ_∞ -Mech and the optimal K -Mech (derived in Subsection 6.1) perform very similarly. Note that increasing n improves the performance of

all methods, but does not change the relative performance of these methods. Furthermore, additional simulations indicate that the relative performance of the methods is the same for $n = 10^2, 10^3, 10^5$ as well. Thus, no matter the size of n , there is always a performance gain by choosing ℓ_∞ -Mech over ℓ_1 -Mech.

Algorithm 4 Simulate Confidence Coverage

INPUT: p, n, ϵ

- 1: Set $\beta = (0, -1.5, \dots, 1.5) \in \mathbb{R}^{p+1}$, where the last p entries are equally spaced.
- 2: Draw 200 replicates as follows:

- Draw $X_{ij}^0 \stackrel{\text{iid}}{\sim} U[-1, 1]$ for $i = 1, \dots, n$ and $j = 1, \dots, p$
- Set $X = [1_n, X^0]$ and Draw $Y \sim N(X\beta, I_n)$

- 3: For each replicate (X, Y)

- Compute $\hat{\beta}_{MLE}$
- Compute 95% CI for each of the last p entries of β

- 4: For each DP method and each replicate (X, Y)

- Compute the DP estimate β_{DP} via (5)
- Compute average coverage :
 $C_{DP} = \frac{1}{p} \sum_{i=1}^p \#(\text{entries of } \beta_{DP} \text{ in its CI}).$

OUTPUT: $\frac{1}{200} \sum_{\text{replicates}} C_{DP}$ for each method of DP.

6.3 Linear Regression on Housing Data

In this section we analyze a dataset containing information on 348,189 houses in the San Francisco Bay area, collected between 2003 and 2006. Our response is rent, and the predictors are lot square-footage, base square-footage, location in latitude and longitude, time of transaction, age of house, number of bedrooms, and five indicators for the counties: Alameda, Contra Costa, Marin & San Francisco & San Mateo, Napa & Sonoma, Santa Clara.

To clean the data, we follow a similar procedure as in Lei (2011) and Lei et al. (2016). We remove houses with prices outside of the range 105 to 905 thousand dollars, as well as houses with square-footage larger than 3000. In total, we have one response, 12 predictors, and 235,760 observations. As additional pre-processing, we apply a log-transformation to rent and both measures of square-footage. We then truncate all variables between the 0.0001 and .9999 quantiles and then linearly transform the truncated variables to lie in $[-1, 1]$. This procedure results in well-distributed values in each attribute. We also found that after this pre-processing, the assumptions of the linear model were reasonable.

As described in Subsection 6.1, we form the vector T based on this data, add to it noise from either ℓ_1 -Mech, ℓ_∞ -Mech, or the optimal K -Mech, and post-process T to get an estimate of the coefficient vector β via (5).

We measure the performance of each DP estimate β_{DP} by its ℓ_2 distance to the MLE estimate β_{MLE} : $\|\beta_{DP} - \beta_{MLE}\|_2$. We give plots of the performance of ℓ_1 -Mech, ℓ_∞ -Mech, and the optimal K -Mech under this measure in Figure 4. Each curve is an aggregate over 1000 replications of the DP algorithm. We see in Figure 4 that choosing ℓ_∞ -Mech over ℓ_1 -Mech

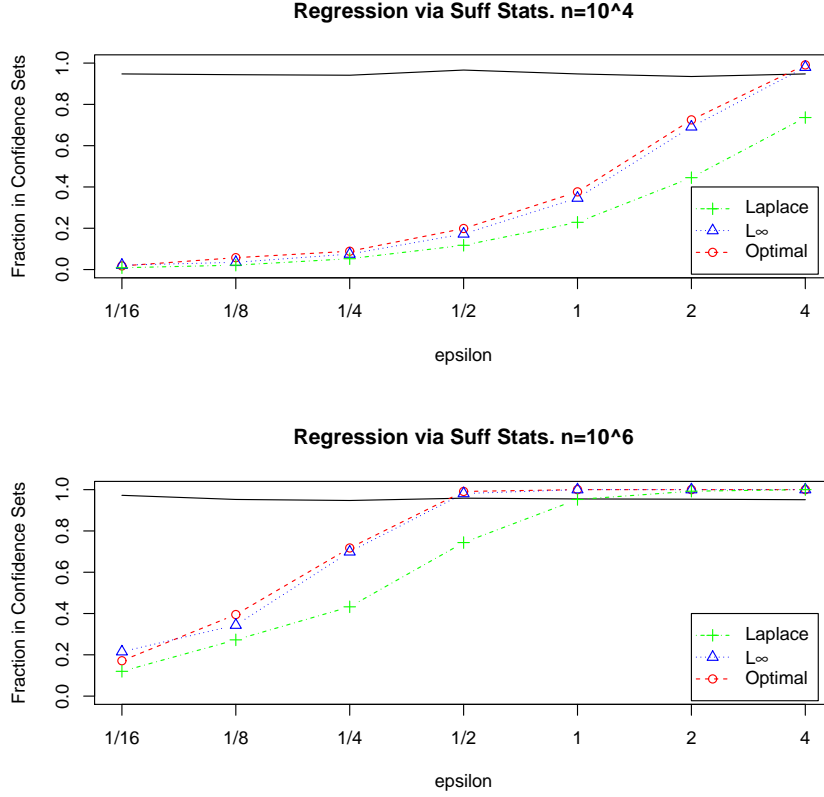


Figure 3: Comparison of ℓ_1 -Mech, ℓ_∞ -Mech, and optimal K -Mech for Linear Regression, via Algorithm 4. The estimates used in the above plot are via (5). For all simulations, $p = 5$ and 200 replicates are used. In the top plot, $n = 10^4$ and in the bottom plot, $n = 10^6$. The solid line is how often the true β falls in the confidence intervals.

can affect performance about as much as doubling the privacy budget ϵ , which reflects the computation in Proposition 4.13. For a fixed ϵ , the estimates from ℓ_∞ -Mech are considerably closer to the MLE and give substantially better estimates than the estimates from ℓ_1 -Mech. On the other hand, the optimal K -Mech does not offer sizeable benefits over ℓ_∞ -Mech.

Remark 6.2. As there are indicator variables in our dataset, there is additional non-negligible structure not in the general model discussed in Subsection 6.1. While all mechanisms in this section are implemented correctly to achieve ϵ -DP, it is possible to improve slightly the performance of ℓ_1 -Mech and K -Mech by accounting for this structure in the sensitivity analysis. This highlights that to implement ℓ_1 -Mech or K -Mech optimally, one must re-compute the sensitivity for each application. On the other hand, ℓ_∞ -Mech is much more easily implemented, as its sensitivity analysis is not affected by non-negligible structure.

Lastly, we remark that using the ridge estimates from (6) offers substantially better performance over the estimates via (5). In this application, we chose a penalization parameter of $\lambda = 16d/\epsilon$ in an ad-hoc manner. In particular, we do not tune the penalization parameter

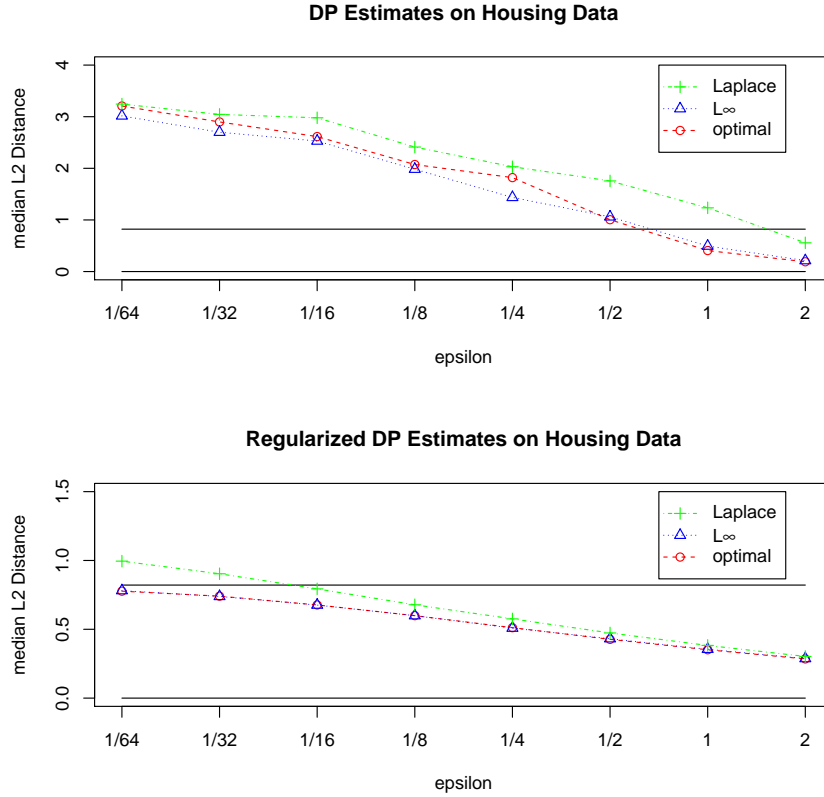


Figure 4: Comparison of ℓ_1 -Mech, ℓ_∞ -Mech, and optimal K -Mech for Linear Regression on Housing Data, measured by ℓ_2 distance to $\hat{\beta}$. The solid horizontal line at height $\approx .82$ is ℓ_2 distance between the zero vector and $\hat{\beta}$. The estimates in the top plot are via (5) and in the bottom plot via (6) with $\lambda = 16d/\epsilon$. For each ϵ , 1000 replicates are done for each DP mechanism.

for each method of DP, but instead use the same value of λ for all methods. So, comparing the regularized estimators to each other is not entirely fair, as it is possible that different choices of λ can change their relative performance to some degree.

The use of penalized estimators in the DP setting should be further investigated. In particular, it would also be useful to have a method of tuning the penalization parameter under DP. Some work in this direction can be found in Yu et al. (2014) for penalized Logistic Regression and in Chaudhuri et al. (2011) for general empirical risk minimization.

7 Discussion and Conclusions

In this paper, we studied the connection between the structure of the adjacent output space and the choice of K -Norm Mechanism. We found that by studying the geometry of the adjacent output space, one can better analyze the sensitivity, and choose between K -Mechs. We also showed that the optimal K -Mech is the convex hull of the adjacent output space.

We extended Objective Perturbation and Functional Mechanism to arbitrary K -Mechs, and implemented these on simulated and real data. Through these examples, we demonstrated that using our method of comparing K -Mechs, one can substantially improve the utility of DP estimates for the same level of privacy.

The focus of this work was to improve existing mechanisms rather than develop new ones. We were able to show that one can reduce the amount of noise added in DP mechanisms without compromising the level of privacy.

8 Acknowledgments

This research was supported in part by NSF Grant SES-1534433 to Pennsylvania State University. We thank Vishesh Karwa for comments on an early draft, and for providing useful references. We also thank Ashwim Machanavajjhala for bringing related work to our attention.

9 Appendix

9.1 Implementing K -Norm Mechanisms

In this section, we review algorithms to implement the $\ell_1, \ell_2, \ell_\infty$ -Mech. Then we discuss methods to implement general K -Mech.

The ℓ_1 -Mech can be easily implemented via Algorithm 5, which just requires independent Laplace random variables. Algorithm 6, which appears in (Yu et al., 2014), gives a method to sample the ℓ_2 -Mech. The proof that this algorithm is correct follows from Proposition 4.3. Algorithm 7 appears in (Steinke and Ullman, 2017) and gives a method to sample the ℓ_∞ -Mech. The proof that this algorithm is correct follows from 4.1.

Algorithm 5 Sampling from ℓ_1 -Mech

INPUT: $T(X)$, $\Delta_1(T)$, and ϵ

- 1: Set $m := \text{length}(T(X))$.
- 2: Draw $V_j \stackrel{\text{iid}}{\sim} \text{Laplace}((\frac{\epsilon}{\Delta_1(T)})^{-1})$ for $j = 1, \dots, m$
- 3: Set $V = (V_1, \dots, V_m)^\top$

OUTPUT: $T(X) + V$

Algorithm 6 Sampling from ℓ_2 -Mech (Yu et al., 2014)

INPUT: $T(X)$, $\Delta_2(T)$, and ϵ

- 1: Set $m := \text{length}(T(X))$.
- 2: Draw $Z \sim N(0, I_m)$
- 3: Draw $r \sim \text{Gamma}(\alpha = m, \beta = \epsilon/\Delta_2(T))$
- 4: Set $V = \frac{rZ}{\|Z\|_2}$

OUTPUT: $T(X) + V$

In general however, sampling from the K -Norm Mechanisms is not as simple as these algorithms. Proposition 4.1 gives a method of sampling from K -Mech, provided that one can determine whether a point is in K . Precisely, we require a function $I_K : \mathbb{R}^m \rightarrow \{0, 1\}$

Algorithm 7 Sampling from ℓ_∞ -Mech (Steinke and Ullman, 2017)

INPUT: $T(X)$, $\Delta_2(T)$, and ϵ

- 1: Set $m := \text{length}(T(X))$.
- 2: Set $U_j \stackrel{\text{iid}}{\sim} U(-1, 1)$ for $j = 1, \dots, m$
- 3: Draw $r \sim \text{Gamma}(\alpha = m + 1, \beta = \epsilon / \Delta_\infty(T))$
- 4: Set $V = r \cdot (U_1, \dots, U_m)^\top$

OUTPUT: $T(X) + V$

given by $I_K(u) = 1$ if $u \in K$ and $I_K(u) = 0$ otherwise. Algorithm 8, we propose a rejection sampling procedure to sample from K . An introduction to rejection sampling can be found in Bishop (2006, Chapter 11).

Algorithm 8 Sampling from K -Norm Mechanism with Rejection Sampling

INPUT: ϵ , $\Delta_\infty(T)$, $\Delta_K(T)$, $I_K(\cdot)$, $T(X)$

- 1: Set $m = \text{length}(T(X))$.
 - 2: Draw $r \sim \text{Gamma}(\alpha = m + 1, \beta = \epsilon / \Delta_K(T))$
 - 3: Draw $U_j \stackrel{\text{iid}}{\sim} \text{Uniform}(-\Delta_\infty(T), \Delta_\infty(T))$ for $j = 1, \dots, m$
 - 4: Set $U = (U_1, \dots, U_m)^\top$
 - 5: If $I_K(U) = 1$, release $T(X) + U$, else go to 3).
-

Example 9.1. Back to the setting of Example 3.1. The space $K_T = \text{span}(S_T)$ is

$$K_T = \left\{ (u_1, u_2) \in [-2, 2]^2 \mid |u_2| \leq \begin{cases} 2 - (1 - u_1)^2 & \text{if } u_1 \geq 1 \\ 2 - (u_1 + 1)^2 & \text{if } u_1 < -1 \end{cases} \right\}$$

Then for a vector $u = (u_1, u_2) \in \mathbb{R}^2$, our indicator function is $I_{K_T}(u) = 1$ if $u \in K_T$ and $I_{K_T}(u) = 0$ otherwise.

In Hardt and Talwar (2010), they propose a random grid-walk procedure to sample from K . However, this only gives approximate sampling. On the other hand, Algorithm 8 is easily implemented, and gives exact uniform sampling from K .

9.2 Proofs

Proof of Proposition 2.3. Let $B \subset \mathbb{R}^m$. Then $P(M(X) \in B) = \int_B g_{M(X)}(t) dt = \int_B \frac{f_{M(X)}(t)}{f_{M(X')}(t)} f_{M(X')}(t) dt \leq \int_B \exp(\epsilon) f_{M(X')}(t) dt = \exp(\epsilon) P(M(X') \in B)$. \square

Proof of Proposition 4.3. We first compute the marginal distribution of $\|V\|$. We can write

$$f(V \mid \|V\|_K) f(\|V\|_K) = f(V, \|V\|_K) = f(V) \propto \exp(-a\|V\|_K). \quad (7)$$

Note that the distribution of $(V \mid \|V\|_K)$ is a constant. Thus, $(V \mid \|V\|_K)$ is distributed uniformly on the surface of the $\|\cdot\|_K$ -sphere with radius $\|V\|_K$. Then $f(V \mid \|V\|_K) = 1/(S_{\|V\|_K}) = 1/(S_1 \cdot \|V\|_K^{m-1})$, where S_r is the surface area of the $(m-1)$ -dimensional $\|\cdot\|_K$ -sphere with radius r . This together with (7) implies that $f(\|V\|_K) \propto \|V\|_K^{m-1} \exp(-a\|V\|_K) \propto \text{Gamma}(\alpha = m, \beta = a)$. \square

Proof of Theorem 4.12. Set $C = (\sqrt{2}\epsilon)/\Delta_\infty(T)$. $\sqrt{\text{Var}(W |_{W \in E})} = C\|e\|_\infty = C \max_{1 \leq i \leq m} |e_i| \leq C \sum_{i=1}^m \frac{|e_i|}{m} = (C/m)\|e\|_1 = \sqrt{\text{Var}(V |_{V \in E})}$. \square

Proof of Proposition 4.13. As $|V_1| \sim \text{Exp}(\frac{\epsilon}{m\Delta_\infty(T)})$, $\mathbb{E}|V_1| = (m\Delta_\infty(T))/\epsilon$. On the other hand, $\mathbb{E}|W_1| = \mathbb{E}_{r,U_1}|r \cdot U_1| = \mathbb{E}_r r \mathbb{E}_U U = ((m+1)\Delta_\infty(T)/\epsilon)(1/2)$, where $r \sim \text{Gamma}(m+1, \epsilon/\Delta_\infty(T))$, $U_1 \sim \text{Unif}(-1, 1)$, and $U \sim \text{Unif}(0, 1)$. \square

Proof of Theorem 4.9. By Lemma 4.4, $W = (V_K^\top e | V_K \in E)$ is distributed as Laplace, with scale parameter $b = \Delta_K(T)/(\epsilon\|e\|_K)$. The variance of Laplace is $2b^2$, minimizing the variance of W over the space of norms, is equivalent to choosing the norm with the largest value of $\|e\|_K/\Delta_K(T)$. This is equivalent to choosing the norm $\|\cdot\|_K$ which minimizes the diameter of the set $K \cap E$, where $K = \{u \in \mathbb{R}^m \mid \|u\|_K \leq \Delta_K(T)\}$. This is achieved by taking $\|\cdot\|_K = \|\cdot\|_{K_T}$, since K_T is the smallest convex set containing S . \square

Proof of Theorem 5.1. First we will assume that $r(\theta)$ is twice-differentiable and $\Theta = \mathbb{R}^m$. At the end of the proof we will use the results in Kifer et al. (2012) to extend the proof to arbitrary convex $r(\theta)$ and arbitrary convex sets Θ .

By Proposition 2.3, it suffices to show that for all $a \in \mathbb{R}^p$ and all $X, X' \in \mathcal{X}^n$ with $\delta(X, X') = 1$ we have

$$\frac{\text{pdf}(\theta_{DP} = a \mid X)}{\text{pdf}(\theta_{DP} = a \mid X')} \leq \exp(\epsilon).$$

To this end, let $a \in \mathbb{R}^p$ and X, X' be such that $\delta(X, X') = 1$. Then if $\theta_{DP} = a$, we have $a = \arg \min_{\theta \in \mathbb{R}^m} n\hat{\mathcal{L}}(a; X) + r(\theta) + \frac{\gamma}{2}\theta^\top \theta + V^\top \theta$. By taking the gradient with respect to θ and setting it equal to zero, we can solve for V as a function of θ : $V(a; X) = -(n\nabla \hat{\mathcal{L}}(a; X) + \nabla r(\theta) + \gamma a)$. Then applying this one-to-one change of variables, we get

$$\frac{\text{pdf}(\theta_{DP} = a \mid X)}{\text{pdf}(\theta_{DP} = a \mid X')} = \frac{f(V(a; X) \mid X) |\det \nabla V(a; X')|}{f(V(a; X') \mid X') |\det \nabla V(a; X)|}$$

We will bound these two factors separately. First, we have $\frac{f(V; X)}{f(V; X')} \leq \exp(\epsilon q)$, by Proposition 2.10. As $\delta(X, X') = 1$, without loss of generality, assume that $X_i = X'_i$ for all $i = 1, \dots, n-1$. Call $A = \nabla V(a; X)$, $B = \nabla V(a; X')$, and $C = \sum_{i=1}^{n-1} \nabla^2 \ell(a; X_i) + \nabla^2 r(a) + \gamma I_m$, where I_m is the $m \times m$ identity matrix. Note that $A = C + \nabla^2 \ell(a; X_n)$ and $B = C + \nabla^2 \ell(a; X'_n)$. Then we have

$$\left| \frac{\det \nabla V(a; X')}{\det \nabla V(a; X)} \right| = \left| \frac{\det(B)}{\det(A)} \right| = \left| \frac{\det(C + \nabla^2 \ell(a; X'_n))}{\det(C + \nabla^2 \ell(a; X_n))} \right| \quad (8)$$

$$= \left| \frac{\det(C) \det(I_m + C^{-1} \nabla^2 \ell(a; X'_n))}{\det(C) \det(I_m + C^{-1} \nabla^2 \ell(a; X_n))} \right| \quad (9)$$

$$\leq \frac{1 + \frac{\lambda}{\gamma}}{|\det(I_m + C^{-1} \nabla^2 \ell(a; X_n))|} \quad (10)$$

$$\leq 1 + \frac{\lambda}{\gamma} = \exp(\epsilon(q-1)) \quad (11)$$

To justify the inequality in (10), note that $C^{-1}\nabla^2\ell(a; X'_n)$ is positive definite of rank at most 1. We know that $\nabla^2\ell(a; X'_n)$ has at most one nonzero eigenvalue. Furthermore, γ is a lower bound on the eigenvalues of C . So, $C^{-1}\nabla^2\ell(a; X'_n)$ has at most one nonzero eigenvalue, which is bounded between 0 and λ/γ .

Next we justify the inequality in (11). Since $C^{-1}\nabla^2\ell(a; X_n)$ is positive definite, all of its eigenvalues are non-negative. Thus, all eigenvalues of $(I + C^{-1}\nabla^2\ell(a; X_n))$ are greater than or equal to 1. Hence, $\det(I + C^{-1}\nabla^2\ell(a; X_n)) \geq 1$.

The last equality just uses the fact that $\gamma = \frac{\lambda}{\exp(\epsilon(q-1))-1}$. Finally, we combine our bounds:

$$\frac{\text{pdf}(\theta_{DP} = a; X)}{\text{pdf}(\theta_{DP} = a; X')} = \frac{f(V; X)}{f(V; X')} \left| \frac{\det(\nabla V(a; X'))}{\det(\nabla V(a; X))} \right| \leq \exp(\epsilon q) \exp(\epsilon(q-1)) = \exp(\epsilon).$$

Theorem 1 in Kifer et al. (2012) on successive approximations extends without modification to Definition 2.2. Using this theorem along with the techniques detailed in Appendix C.2, C.3 of Kifer et al. (2012), we extend this proof to arbitrary convex functions $r(\theta)$ and arbitrary convex sets Θ . \square

References

- A. Barrientos, J. Reiter, A. Machanavajjhala, and Y. Chen. Differentially private significance tests for regression coefficients. 05 2017.
- C. M. Bishop. *Pattern Recognition and Machine Learning (Information Science and Statistics)*. Springer-Verlag New York, Inc., Secaucus, NJ, USA, 2006. ISBN 0387310738.
- K. Chaudhuri and C. Monteleoni. Privacy-preserving logistic regression. In D. Koller, D. Schuurmans, Y. Bengio, and L. Bottou, editors, *Advances in Neural Information Processing Systems 21*, pages 289–296. Curran Associates, Inc., 2009. URL <http://papers.nips.cc/paper/3486-privacy-preserving-logistic-regression.pdf>.
- K. Chaudhuri, C. Monteleoni, and D. Sarwate. Differentially private empirical risk minimization. In *Journal of Machine Learning Research*, volume 12, pages 1069–1109, 2011.
- C. Dwork and A. Roth. The algorithmic foundations of differential privacy. *Found. Trends Theor. Comput. Sci.*, 9(3–4):211–407, Aug. 2014. ISSN 1551-305X. doi: 10.1561/04000000042. URL <http://dx.doi.org/10.1561/04000000042>.
- C. Dwork, F. McSherry, K. Nissim, and A. Smith. *Calibrating Noise to Sensitivity in Private Data Analysis*, pages 265–284. Springer Berlin Heidelberg, Berlin, Heidelberg, 2006. ISBN 978-3-540-32732-5. doi: 10.1007/11681878_14. URL https://doi.org/10.1007/11681878_14.
- C. Dwork, A. Smith, T. Steinke, and J. Ullman. Exposed! a survey of attacks on private data. *Annual Review of Statistics and its Applications*, Vol. 4, 2016.
- R. Hall. *New Statistical Applications for Differential Privacy*. PhD thesis, Carnegie Mellon, December 2012.

- M. Hardt and K. Talwar. On the geometry of differential privacy. In *STOC*. Association for Computing Machinery, Inc., June 2010. URL <https://www.microsoft.com/en-us/research/publication/on-the-geometry-of-differential-privacy>.
- D. Kifer, A. Smith, and A. Thakurta. Private convex empirical risk minimization and high-dimensional regression. *Journal of Machine Learning Research*, 1:1–41, 01 2012.
- J. Lane, V. Stodden, S. Bender, and H. Nissenbaum. *Privacy, big data, and the public good: Frameworks for engagement*. Cambridge University Press, 2014.
- J. Lei. Differentially private m-estimators. In J. Shawe-Taylor, R. S. Zemel, P. L. Bartlett, F. Pereira, and K. Q. Weinberger, editors, *Advances in Neural Information Processing Systems 24*, pages 361–369. Curran Associates, Inc., 2011. URL <http://papers.nips.cc/paper/4376-differentially-private-m-estimators.pdf>.
- J. Lei, A.-S. Charesta, A. Slavkovic, A. Smith, and S. Fienberg. Differentially private model selection with penalized and constrained likelihood, 2016.
- F. McSherry and K. Talwar. Mechanism design via differential privacy. In *Proceedings of the 48th Annual IEEE Symposium on Foundations of Computer Science*, FOCS '07, pages 94–103, Washington, DC, USA, 2007. IEEE Computer Society. ISBN 0-7695-3010-9. doi: 10.1109/FOCS.2007.41. URL <http://dx.doi.org/10.1109/FOCS.2007.41>.
- K. Nissim, T. Steinke, A. Wood, M. Altman, A. Bembeneke, M. Bun, M. Gaboardi, D. O’Brien, and S. Vadhan. Differential privacy: A primer for a non-technical audience (preliminary version), 2017.
- A. Smith. Privacy-preserving statistical estimation with optimal convergence rates. In *Proceedings of the Forty-third Annual ACM Symposium on Theory of Computing*, STOC '11, pages 813–822, New York, NY, USA, 2011. ACM. ISBN 978-1-4503-0691-1. doi: 10.1145/1993636.1993743. URL <http://doi.acm.org/10.1145/1993636.1993743>.
- S. Song, K. Chaudhuri, and A. D. Sarwate. Stochastic gradient descent with differentially private updates. In *in Proceedings of the Global Conference on Signal and Information Processing. IEEE*, pages 245–248, 2013.
- T. Steinke and J. Ullman. Between pure and approximate differential privacy. *Journal of Privacy and Confidentiality*, 2017.
- Y.-X. Wang, S. E. Fienberg, and A. J. Smola. Privacy for free: Posterior sampling and stochastic gradient monte carlo. In *Proceedings of the 32nd International Conference on International Conference on Machine Learning - Volume 37*, ICML’15, pages 2493–2502. JMLR.org, 2015. URL <http://dl.acm.org/citation.cfm?id=3045118.3045383>.
- L. Wasserman and S. Zhou. A statistical framework for differential privacy. *JASA*, 105:489:375–389, 2010.

- Y. Xiao and L. Xiong. Protecting locations with differential privacy under temporal correlations. In *Proceedings of the 22Nd ACM SIGSAC Conference on Computer and Communications Security*, CCS '15, pages 1298–1309, New York, NY, USA, 2015. ACM. ISBN 978-1-4503-3832-5. doi: 10.1145/2810103.2813640. URL <http://doi.acm.org/10.1145/2810103.2813640>.
- F. Yu, M. Rybar, C. Uhler, and S. E. Fienberg. *Differentially-Private Logistic Regression for Detecting Multiple-SNP Association in GWAS Databases*, pages 170–184. Springer International Publishing, Cham, 2014. ISBN 978-3-319-11257-2. doi: 10.1007/978-3-319-11257-2_14. URL https://doi.org/10.1007/978-3-319-11257-2_14.
- J. Zhang, Z. Zhang, X. Xiao, Y. Yang, and M. Winslett. Functional mechanism: Regression analysis under differential privacy. *Proc. VLDB Endow.*, 5(11): 1364–1375, July 2012. ISSN 2150-8097. doi: 10.14778/2350229.2350253. URL <http://dx.doi.org/10.14778/2350229.2350253>.