

Oceanic tides from Earth-like to ocean planets

P. Auclair-Desrotour^{1,2,4}, S. Mathis^{2,3}, J. Laskar¹, and J. Leconte⁴

¹ IMCCE, Observatoire de Paris, CNRS UMR 8028, PSL, 77 Avenue Denfert-Rochereau, 75014 Paris, France
e-mail: pierre.auclair-desrotour@u-bordeaux.fr, jacques.laskar@obspm.fr

² Laboratoire AIM Paris-Saclay, CEA/DRF - CNRS - Université Paris Diderot, IRFU/DAP Centre de Saclay, F-91191 Gif-sur-Yvette, France

³ LESIA, Observatoire de Paris, PSL Research University, CNRS, Sorbonne Universités, UPMC Univ. Paris 06, Univ. Paris Diderot, Sorbonne Paris Cité, 5 place Jules Janssen, F-92195 Meudon, France
e-mail: stephane.mathis@cea.fr

⁴ Laboratoire d'Astrophysique de Bordeaux, Univ. Bordeaux, CNRS, B18N, allée Geoffroy Saint-Hilaire, 33615 Pessac, France
e-mail: jeremy.leconte@u-bordeaux.fr

Received ...; accepted ...

ABSTRACT

Context. Oceanic tides are a major source of tidal dissipation. They drive the evolution of planetary systems and the rotational dynamics of planets. However, 2D models commonly used for the Earth cannot be applied to extrasolar telluric planets hosting potentially deep oceans because they ignore the three-dimensional effects related to the ocean vertical structure.

Aims. Our goal is to investigate in a consistent way the importance of the contribution of internal gravity waves in the oceanic tidal response and to propose a modeling allowing to treat a wide range of cases from shallow to deep oceans.

Methods. A 3D ab initio model is developed to study the dynamics of a global planetary ocean. This model takes into account compressibility, stratification and sphericity terms, which are usually ignored in 2D approaches. An analytic solution is computed and used to study the dependence of the tidal response on the tidal frequency and on the ocean depth and stratification.

Results. In the 2D asymptotic limit, we recover the frequency-resonant behaviour due to surface inertial-gravity waves identified by early studies. As the ocean depth and Brunt-Väisälä frequency increase, the contribution of internal gravity waves grows in importance and the tidal response become three-dimensional. In the case of deep oceans, the stable stratification induces resonances that can increase the tidal dissipation rate by several orders of magnitude. It is thus able to affect significantly the evolution time scale of the planetary rotation.

Key words. hydrodynamics – planet-star interactions – planets and satellites: oceans – planets and satellites: terrestrial planets.

1. Introduction

Even though the number of detected extrasolar planets located in the habitable zone of their host stars has kept growing continuously for the past two decades, two major discoveries recently aroused excitement within the community of exoplanets. First, in Summer, 2016, a telluric extrasolar planet was found orbiting the Sun's closest stellar neighbour, the red dwarf Proxima Centauri (Anglada-Escudé et al. 2016; Ribas et al. 2016). This planet, Proxima b, has a minimum mass of $1.3 M_{\oplus}$ and its equilibrium temperature is within the range where water could be liquid on its surface, which makes it appear as a potential twin sister of the Earth. A few months later, another star was in the spotlight, the ultra-cool dwarf star TRAPPIST-1 (Gillon et al. 2017). The system hosted by TRAPPIST-1 drew attention for its remarkable architecture, composed of eight telluric planets of masses between $0.7 M_{\oplus}$ and $1.2 M_{\oplus}$ and radii between $0.1 R_{\oplus}$ and $1.5 R_{\oplus}$ (Gillon et al. 2017; Wang et al. 2017). Most of these planets (i.e. b, c, d, e, f, g, h) exhibit small densities suggesting that water stands for a large fraction of their masses (Wang et al. 2017). Hence, Proxima b and several of the telluric planets orbiting TRAPPIST-1 could host deep oceans of liquid water.

Oceans play a crucial role in the evolution of planetary systems. Similarly to rocky cores, they are distorted by the tidal gravitational forcings of perturbers such as stars or satellites. The energy dissipated by the resulting oceanic tides can be of

the same order of magnitude and even greater than that associated with the solid tide, as proved by the case of the Earth. Observed as an exoplanet, the Earth appears as a very dry rocky planet with an oceanic layer of depth approximatively equal to $6 \times 10^{-4} R_{\oplus}$ (Ekins & Sharman 2010). Yet, the Earth's ocean is today the main contributor to the total energy tidally dissipated by the Earth-Moon-Sun system. It accounts for roughly 95 % of the planetary dissipation rate of 2.54 TW generated by the Lunar semidiurnal tide (see Lambeck 1977; Ray et al. 2001; Egbert & Ray 2001, and references therein). Moreover, the oceanic dissipation rate can vary significantly owing to the frequency-resonant behaviour of the fluid layer (e.g. Webb 1980), thus leading to the present-day high transfer of angular momentum from the spin of the Earth to the orbit of the Moon (Lambeck 1980; Bills & Ray 1999). More generally, oceanic tides have an impact on the history of the spin rotation and states of equilibrium of the Earth (Neron de Surgy & Laskar 1997) and terrestrial exoplanets (Correia et al. 2008; Leconte et al. 2015; Auclair-Desrotour et al. 2017b). Therefore, the oceanic tidal dissipation rate needs to be quantified in the case of extrasolar planets to study the history of observed planetary systems and constrain their physical properties.

Since Laplace's pioneering works (Laplace 1798), the Earth's oceanic tides have been examined through different approaches. The dissipation rate they induce is now well con-

strained thanks to the fit of the altimetric data provided by the TOPEX/Poseidon satellite with numerical simulations made using General Circulation Models (or GCM) (Egbert & Ray 2001, 2003). Moreover, numerous studies have characterized their dependence on the planet parameters by developing linear ab initio global models, such as the hemispherical ocean model (Proudman & Doodson 1936; Doodson 1938; Longuet-Higgins & Pond 1970; Webb 1980). This approach has been used lately to estimate the tidal dissipation rate in the oceans of icy satellites orbiting Jupiter and Saturn (Tyler 2011, 2014; Chen et al. 2014; Matsuyama 2014).

Simplified ab initio models are very convenient to explore the domain of parameters because they involve a small number of control parameters and require a computational cost relatively small compared to numerical models taking into account local features (e.g. topography, mean flows). They are commonly based on a two dimensional spherical geometry and the thin shell hypothesis. In this approach, the tidal response of the ocean is controlled by the Laplace Tidal Equations (LTE), which describe its barotropic response, that is the component associated with the propagation of surface gravity waves. This is typically the tidal response that the ocean will have if it is unstratified (uniform density). Nevertheless, solutions to the barotropic equations can be applied to the case of stably stratified oceans to describe the contribution of internal gravity waves, restored by the Archimedean force. As it has been shown for long (e.g. Chapman & Lindzen 1970, in the case of the atmosphere), the tidal response of a stratified fluid layer in the classical tidal theory is characterized by a frequency-dependent equivalent depth, which is the analogous of the barotropic ocean depth (see e.g. Tyler 2011). Results obtained in the barotropic approximation can thus be reinterpreted by replacing the ocean depth by the equivalent depth associated with the studied mode. However, the complete solution controlling the tidal response of a deep stratified ocean, including its vertical component, has never been explicitly resolved nor analyzed to our knowledge.

Therefore, following along the line of Webb (1980) and Tyler (2011), we develop here a linear global model of oceanic tides including three-dimensional effects related to the ocean sphericity and vertical structure. This model, by taking into account the vertical stratification of the ocean with respect to convection (i.e. its convective stability), allows us to quantify in a consistent way the contribution of internal gravity waves to the oceanic tidal response through explicit solutions derived in simplified cases. The obtained results can be used as a tool to (1) characterize the tidal behaviour of deep global oceans, (2) constrain the structure and history of observed telluric planet from the architecture of their host planetary system, and (3) provide a simplified diagnosis of the oceanic tidal dissipation rate.

In Section 2, we establish the equations governing the dynamics of the 3D oceanic tidal response, identify the possible tidal regimes, and express the tidal Love numbers and torque exerted on the planet in the general case. In Section 3, we simplify the dynamics by assuming a uniform stratification as a first step and derive an analytic solution for the tidal response and the resulting dissipation rate. This solution is then applied to idealized Earth and TRAPPIST-1 f planets in Section 4 in order to illustrate the difference between shallow and deep oceans. We use it in Section 5 to explore the dependence of the dissipation rate on the ocean depth and stratification. Finally, we discuss the simplifications assumed in the modeling in Section 6 and give our conclusions in Section 7.

2. Dynamics of a thick ocean forced gravitationally

We establish in this section the equations that govern the dynamics of tides in a thick oceanic shell submitted to the gravitational tidal potential of a perturber. The considered system is a spherical telluric planet of external radius R uniformly covered by an oceanic layer of depth H (Fig. 1). The radius of the solid part is designated by $R_c = R - H$. We assume that the ocean rotates uniformly with the rocky part at the angular velocity Ω , the corresponding spin vector being denoted $\mathbf{\Omega}$. This allows us to write the fluid dynamics in the natural equatorial reference frame rotating with the planet, $\mathcal{R}_{E,T} : \{O, \mathbf{X}_E, \mathbf{Y}_E, \mathbf{Z}_E\}$, where O is the centre of the planet, \mathbf{X}_E and \mathbf{Y}_E define the equatorial plane and $\mathbf{Z}_E = \mathbf{\Omega}/|\mathbf{\Omega}|$. We use the spherical basis $(\mathbf{e}_r, \mathbf{e}_\theta, \mathbf{e}_\varphi)$ and coordinates (r, θ, φ) where r is the radial coordinate, θ the colatitude and φ the longitude (the position vector is $\mathbf{r} = r \mathbf{e}_r$). Finally, the time is denoted t .

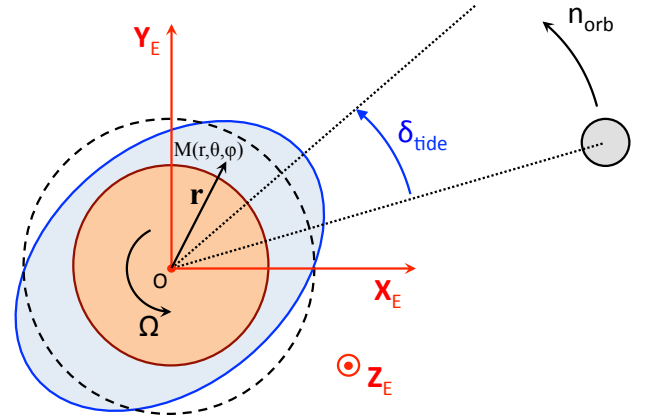


Fig. 1. Quadrupolar semidiurnal oceanic tide in a rotating terrestrial planet gravitationally forced by a perturber (star or satellite). Reference frame and system of coordinates. The spin frequency of the planet and the orbital frequency of the perturber are denoted Ω and n_{orb} respectively. The notation δ_{tide} designates the angular lag of the tidal bulge.

2.1. Forced dynamics equations

The planet generates a gravity field, denoted g , oriented radially. The centrifugal acceleration due to rotation tends to make the effective acceleration depend on latitude. We ignore this dependence by considering that $\Omega \ll \Omega_c$, where $\Omega_c = \sqrt{g/r}$ represents the Keplerian critical rotation velocity (the rotation velocity of the planet is far slower than the critical velocity for which the distortion due to the centrifugal acceleration destroys the oceanic layer). We assume then that the ocean is stratified radially in pressure p and density ρ . These quantities are written

$$p(\mathbf{r}, t) = p_0(r) + \delta p(\mathbf{r}, t), \quad \rho(\mathbf{r}, t) = \rho_0(r) + \delta \rho(\mathbf{r}, t), \quad (1)$$

where the superscript $_0$ refers to the background distribution and δ to a small fluctuation at the vicinity of the equilibrium. Similarly, the velocity of the flows generated by the perturbation is denoted $\mathbf{V}(\mathbf{r}, t) = (V_r, V_\theta, V_\varphi)$ and the associated displacement ξ (such that $\mathbf{V} = \partial_t \xi$, Unno et al. 1989). Note that, because of the solid rotation assumption, there is no meridional or zonal background circulation. We will consider in the following that the tidal perturbation can be approximated by a linear model and, therefore, ignore terms of order greater than 1 with respect to ξ ,

\mathbf{V} , δp and $\delta \rho$. Moreover, we assume the *Cowling approximation* (Cowling 1941), i.e. the self gravitational effect of the variation of mass distribution is not taken into account. Finally, following early works (e.g. Webb 1980; Egbert & Ray 2001, 2003; Tyler 2011), we introduce dissipation by using a Rayleigh friction, $\sigma_R \mathbf{V}$, where σ_R is a constant effective frequency associated with the damping (note that Egbert & Ray 2001, 2003, consider two different models to describe friction, the Rayleigh friction model and a quadratic one depending on the total velocity of the flow and including all tidal components). As demonstrated by Ogilvie (2009), the results obtained with such a simplified approach are a reasonably good approximation of those obtained by taking into account the complete viscous force. It also seems to be a reasonable approach for situations such as exoplanets, where the solid-fluid coupling is naturally unknown.

Under these assumptions, the Navier-Stokes equation describing the distortion of the ocean forced by the tidal potential U can be expressed in the frame rotating with the planet as (Gerkema & Zimmerman 2008)

$$\partial_t \mathbf{V} + 2\boldsymbol{\Omega} \wedge \mathbf{V} = -\frac{1}{\rho_0} \nabla \delta p - \frac{g}{\rho_0} \delta \rho \mathbf{e}_r + \nabla U - \sigma_R \mathbf{V}. \quad (2)$$

It is completed by the equation of mass conservation

$$\partial_t \delta \rho + \frac{d\rho_0}{dr} V_r + \rho_0 \nabla \cdot \mathbf{V} = 0, \quad (3)$$

and the equation of buoyancy

$$\partial_t \delta \rho + \frac{d\rho_0}{dr} V_r = \frac{1}{c_s^2} \left(\partial_t \delta p + \frac{d\rho_0}{dr} V_r \right), \quad (4)$$

where $c_s(r) = \Gamma(p_0, \rho_0, S_0)$ designates the sound velocity, Γ being any state function and S_0 the salinity of the fluid. It shall be noted here that we only consider isohaline and isentropic processes. Diabatic processes such as the thermal expansion of the ocean are ignored. The radial stratification of the oceanic layer is characterized by the Brunt-Väisälä frequency (e.g. Gerkema & Zimmerman 2008),

$$N^2 = -\frac{g}{H} \left[\frac{d \ln \rho_0}{dx} + \frac{gH}{c_s^2} \right], \quad (5)$$

where we have introduced the non-dimensional reduced altitude x , defined by $r = R_c + Hx$. The three components of the momentum equation given by Eq. 2 are strongly coupled by the Coriolis acceleration. To make the problem tractable analytically, we assume the commonly used *traditional approximation* (e.g. Eckart 1960; Mathis et al. 2008; Auclair-Desrotour et al. 2017a). This simplification consists in ignoring the latitudinal component of the rotation vector in the Coriolis acceleration (i.e. $2\Omega \sin \theta V_r$ and $2\Omega \sin \theta V_\varphi$ along \mathbf{e}_φ and \mathbf{e}_r respectively), giving

$$\begin{aligned} \partial_t V_\theta - 2\Omega \cos \theta V_\varphi &= -\frac{1}{r} \partial_\theta \left(\frac{\delta p}{\rho_0} - U \right) - \sigma_R V_\theta, \\ \partial_t V_\varphi + 2\Omega \cos \theta V_\theta &= -\frac{1}{r \sin \theta} \partial_\varphi \left(\frac{\delta p}{\rho_0} - U \right) - \sigma_R V_\varphi, \\ \partial_t V_r &= -\frac{1}{\rho_0} \partial_r \delta p - \frac{g}{\rho_0} \delta \rho + \partial_r U - \sigma_R V_r. \end{aligned} \quad (6)$$

It thus makes possible the separation of the θ and r coordinates in solutions, as showed thereafter. As discussed in Section 6, the traditional approximation is usually considered to be satisfactory in stably stratified layers ($2\Omega \ll N^2$) and for tidal frequencies satisfying the condition $2\Omega < \sigma \ll N^2$, which corresponds to the regime of super-inertial waves (e.g. Mathis 2009; Auclair-Desrotour et al. 2017c).

Finally, the equations of mass conservation (3) and of the buoyancy (4) can be written respectively

$$\partial_t \delta \rho + \frac{1}{r^2} \partial_r (r^2 \rho_0 V_r) = -\frac{\rho_0}{r \sin \theta} [\partial_\theta (\sin \theta V_\theta) + \partial_\varphi V_\varphi], \quad (7)$$

and

$$\partial_t \delta \rho = \frac{1}{c_s^2} \partial_t \delta p + \frac{\rho_0 N^2}{g} V_r. \quad (8)$$

The tidal perturbation is periodic in time and longitude. Therefore, introducing the longitudinal wavenumber m and the tidal frequency σ , we expand the perturbed quantities in Fourier series of t and φ . Any quantity f is written

$$f = \sum_{m, \sigma} f^{m, \sigma}(r, \theta) e^{i(\sigma t + m\varphi)}, \quad (9)$$

where the $f^{m, \sigma}$ are the spatial distributions of f associated with the doublet (m, σ) . In the case of a perfect fluid ($\sigma_R = 0$), the latitudinal structure of the perturbation is fully characterized by m and the real parameter $\nu = 2\Omega/\sigma$, which is the so-called spin parameter (e.g. Lee & Saio 1997). Viscous friction modifies slightly the latitudinal structure by introducing a dependence on σ_R . Thus, we define the complex tidal frequency and spin parameter as

$$\tilde{\sigma} = \sigma - i\sigma_R \quad \text{and} \quad \tilde{\nu} = \frac{2\Omega}{\tilde{\sigma}}, \quad (10)$$

and the latitudinal operators

$$\begin{aligned} \mathcal{L}_\theta^{m, \tilde{\nu}} &= \frac{1}{1 - \tilde{\nu}^2 \cos^2 \theta} [\partial_\theta + m\tilde{\nu} \cot \theta] \quad \text{and} \\ \mathcal{L}_\varphi^{m, \tilde{\nu}} &= \frac{1}{1 - \tilde{\nu}^2 \cos^2 \theta} \left[\tilde{\nu} \cos \theta \partial_\theta + \frac{m}{\sin \theta} \right], \end{aligned} \quad (11)$$

such that

$$\begin{aligned} V_\theta^{m, \sigma} &= \frac{i}{\tilde{\sigma} r} \mathcal{L}_\theta^{m, \tilde{\nu}} \left(\frac{\delta p^{m, \sigma}}{\rho_0} - U^{m, \sigma} \right) \quad \text{and} \\ V_\varphi^{m, \sigma} &= -\frac{1}{\tilde{\sigma} r} \mathcal{L}_\varphi^{m, \tilde{\nu}} \left(\frac{\delta p^{m, \sigma}}{\rho_0} - U^{m, \sigma} \right). \end{aligned} \quad (12)$$

As mentioned above, the traditional approximation allows us to separate the coordinates r and θ in the Fourier coefficients of Eq. (9). Therefore, we write these functions as

$$\begin{aligned} \xi_r^{m, \sigma} &= \sum_n \xi_{r; n}^{m, \sigma}(r) \Theta_n^{m, \tilde{\nu}}(\theta), & V_r^{m, \sigma} &= \sum_n V_{r; n}^{m, \sigma}(r) \Theta_n^{m, \tilde{\nu}}(\theta), \\ \xi_\theta^{m, \sigma} &= \sum_n \xi_{\theta; n}^{m, \sigma}(r) \Theta_n^{m, \tilde{\nu}}(\theta), & V_\theta^{m, \sigma} &= \sum_n V_{\theta; n}^{m, \sigma}(r) \Theta_n^{m, \tilde{\nu}}(\theta), \\ \xi_\varphi^{m, \sigma} &= \sum_n \xi_{\varphi; n}^{m, \sigma}(r) \Theta_n^{m, \tilde{\nu}}(\theta), & V_\varphi^{m, \sigma} &= \sum_n V_{\varphi; n}^{m, \sigma}(r) \Theta_n^{m, \tilde{\nu}}(\theta), \\ \delta p^{m, \sigma} &= \sum_n \delta p_n^{m, \sigma}(r) \Theta_n^{m, \tilde{\nu}}(\theta), & \delta \rho^{m, \sigma} &= \sum_n \delta \rho_n^{m, \sigma}(r) \Theta_n^{m, \tilde{\nu}}(\theta), \\ U^{m, \sigma} &= \sum_n U_n^{m, \sigma}(r) \Theta_n^{m, \tilde{\nu}}(\theta), \end{aligned}$$

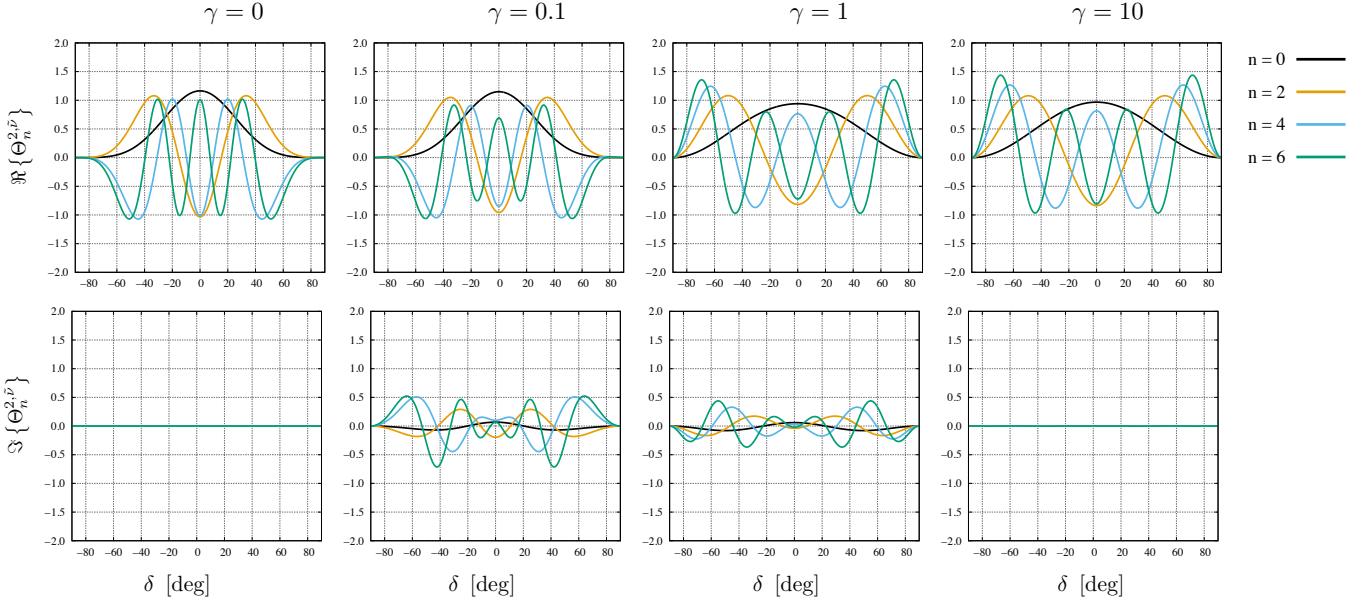


Fig. 2. Real (top) and imaginary (bottom) parts of even Hough functions (n even) associated with a quadrupolar tidal perturbation ($m = 2$) and defined by $\tilde{\nu} = \nu / (1 - i\gamma)$ with $\nu = 1$ (ordinary/gravity modes) and various positive values of $\gamma = \sigma_R / \sigma$. From left to right, $\gamma = 0$ (non-frictional regime), $\gamma = 0.1$ (weakly frictional regime), $\gamma = 1$ and $\gamma = 10$ (strongly frictional regime). Hough functions are plotted as functions of the latitude δ (degrees).

(13)

where n designates the latitudinal wavenumber of a component ($n \in \mathbb{N}$ if $|\nu| \leq 1$; $n \in \mathbb{Z}$ if $|\nu| > 1$), the $\Theta_n^{m, \tilde{\nu}}$ are the so-called Hough functions (Hough 1898), defined on the interval $\theta \in [0, \pi]$, and the $\Theta_{\theta; n}^{m, \tilde{\nu}}(\theta) = \mathcal{L}_{\theta}^{m, \tilde{\nu}}[\Theta_n^{m, \tilde{\nu}}(\theta)]$ and $\Theta_{\varphi; n}^{m, \tilde{\nu}}(\theta) = \mathcal{L}_{\varphi}^{m, \tilde{\nu}}[\Theta_n^{m, \tilde{\nu}}(\theta)]$ stand for the latitudinal functions associated with the latitudinal and longitudinal velocities and displacements respectively. Hough functions are the solutions of the eigenfunctions-eigenvalues problem defined by the Laplace's tidal equation (Laplace 1798),

$$\mathcal{L}^{m, \tilde{\nu}} \Theta = -\Lambda \Theta, \quad (14)$$

where Θ is a function, $\Lambda \in \mathbb{C}$ and $\mathcal{L}^{m, \tilde{\nu}}$ the operator

$$\mathcal{L}^{m, \tilde{\nu}} = \frac{1}{\sin \theta} \frac{d}{d\theta} \left(\frac{\sin \theta}{1 - \tilde{\nu}^2 \cos^2 \theta} \frac{d}{d\theta} \right) - \frac{1}{1 - \tilde{\nu}^2 \cos^2 \theta} \left(m\tilde{\nu} \frac{1 + \tilde{\nu}^2 \cos^2 \theta}{1 - \tilde{\nu}^2 \cos^2 \theta} + \frac{m^2}{\sin^2 \theta} \right). \quad (15)$$

Hence, for a given n , $\Theta_n^{m, \tilde{\nu}}$ is such that $\mathcal{L}^{m, \tilde{\nu}} \Theta_n^{m, \tilde{\nu}} = -\Lambda_n^{m, \tilde{\nu}} \Theta_n^{m, \tilde{\nu}}$, the parameter $\Lambda_n^{m, \tilde{\nu}}$ being the associated eigenvalue. We can note here that the only difference with the usual case where friction is not taken into account (e.g. Lee & Saio 1997) is the nature of $\tilde{\nu}$ which is a complex number and not a real one (see Eq. (10)). It follows that the $\Theta_n^{m, \tilde{\nu}}$ and $\Lambda_n^{m, \tilde{\nu}}$ are complex functions and parameters in the general case (e.g. Volland 1974a,b). Looking at the expression of $\tilde{\nu}$, one can identify two dissipation regimes:

- a *weakly frictional regime* ($|\sigma| \gg \sigma_R$), where Hough functions and eigenvalues are real (they are denoted $\Theta_n^{m, \nu}$ and $\Lambda_n^{m, \nu}$). This regime corresponds to the case treated usually in the theory of tides (Chapman & Lindzen 1970; Lee & Saio 1997; Auclair-Desrotour et al. 2014). Tidal modes can be divided into two families: the so-called gravity modes ($n \geq 0$),

which are defined both in the regime of super-inertial waves ($|\nu| \leq 1$) and in the regime of sub-inertial waves ($|\nu| > 1$), and the inertial modes ($n < 0$), defined only in the regime of sub-inertial waves (see Lee & Saio 1997). The Hough functions associated with gravity modes degenerate in the associated Legendre polynomials¹ P_l^m (with $l = m + n$) when $\nu \rightarrow 0$.

- a *strongly frictional regime* ($|\sigma| \lesssim \sigma_R$), where friction affects significantly the horizontal structure of tidal waves. In this regime, the hierarchy of eigenvalues can change, as demonstrated by Volland (1974a) who notes that the corresponding critical points appears for $|\sigma| \sim \sigma_R$. For $\sigma_R \gtrsim |\Omega|$, inertial modes converge towards gravity modes. Gravity and Rossby Hough functions merge asymptotically when $\sigma_R \rightarrow +\infty$, and converge to the associated Legendre polynomials. Thus, a strong friction makes the Coriolis effects negligible, as if the planet were not rotating. In this asymptotic regime, the angular lag between the tidal bulge and the direction of the perturber is given by the imaginary part of the vertical profiles of perturbed quantities. The behaviour of tidal modes in the dissipative regime is discussed thoroughly by Volland & Mayr (1972) and Volland (1974a).

Hough functions associated with symmetric modes of degree $m = 2$ are plotted on Fig. 2 for various values of the ratio σ_R / σ . The equations describing the vertical structure are obtained by substituting the expansions given by Eqs. (9) and (13) in Eqs. (6-8). In order to lighten expressions, the superscripts (m, σ) will be omitted up to the end of Section 2.1, where no confusion will arise. Let us introduce the notation $y_n = \delta p_n / \rho_0$ and assume the ocean to be at the hydrostatic equilibrium ($dp_0/dx = -Hg\rho_0$),

¹ The P_l^m represent here the normalized associated Legendre polynomials, expressed as $P_l^m = [(-1)^m / (2^l l!)] (1 - x^2)^{m/2} (d^{l+m}/dx^{l+m}) (x^2 - 1)^l$ (Abramowitz & Stegun 1972).

where x is the reduced altitude introduced in Eq. (5). After some manipulations, one gets

$$\frac{d\mathbf{Y}}{dx} = \begin{bmatrix} A_1(x) & B_1(x) \\ A_2(x) & B_2(x) \end{bmatrix} \mathbf{Y} + \begin{bmatrix} C_1(x) \\ C_2(x) \end{bmatrix}, \quad \text{with } \mathbf{Y} = \begin{bmatrix} y_n \\ r^2 \xi_{r,n} \end{bmatrix} \quad (16)$$

and the coefficients

$$\begin{aligned} A_1 &= \frac{N^2 H}{g}, & A_2 &= H \left(\frac{\Lambda_n^{m,\bar{v}}}{\sigma \tilde{\sigma}} - \frac{r^2}{c_s^2} \right), \\ B_1 &= \frac{H}{r^2} (\sigma \tilde{\sigma} - N^2), & B_2 &= \frac{gH}{c_s^2}, \\ C_1 &= \frac{dU_n}{dx}, & C_2 &= -\frac{H \Lambda_n^{m,\bar{v}}}{\sigma \tilde{\sigma}} U_n. \end{aligned} \quad (17)$$

This system is then written as a single second-order ordinary differential equation,

$$\frac{d^2 y_n}{dx^2} + A(x) \frac{dy_n}{dx} + B(x) y_n = C(x), \quad (18)$$

with the coefficients

$$A(x) = \frac{d \ln \rho_0}{dx} - K_o, \quad (19)$$

$$\begin{aligned} B(x) &= \frac{H^2}{r^2} \Lambda_n^{m,\bar{v}} \left(\frac{N^2}{\sigma \tilde{\sigma}} - 1 \right) (1 - \varepsilon_{s,n}) \\ &\quad - \left(\frac{d}{dx} - \frac{gH}{c_s^2} - K_o \right) \left(\frac{N^2 H}{g} \right), \end{aligned} \quad (20)$$

$$C(x) = \frac{H^2}{r^2} \Lambda_n^{m,\bar{v}} \left(\frac{N^2}{\sigma \tilde{\sigma}} - 1 \right) U_n - \left(\frac{gH}{c_s^2} + K_o \right) \frac{dU_n}{dx} + \frac{d^2 U_n}{dx^2}. \quad (21)$$

Here, we have introduced the frequency-dependent, dimensionless acoustic and sphericity parameters

$$\varepsilon_{s,n} = \frac{r^2 \sigma \tilde{\sigma}}{\Lambda_n^{m,\bar{v}} c_s^2} \quad \text{and} \quad K_o = \frac{r^2}{N^2 - \sigma \tilde{\sigma}} \frac{d}{dx} \left(\frac{N^2 - \sigma \tilde{\sigma}}{r^2} \right). \quad (22)$$

The acoustic parameter can be written $\varepsilon_{s,n} = \sigma \tilde{\sigma} / \sigma_{s,n}^2$, where $\sigma_{s,n} = (\Lambda_n^{m,\bar{v}})^{1/2} c_s / r$ is the cutoff frequency of acoustic waves (also called the *Lamb frequency*) for the degree- n mode when $\Lambda_n^{m,\bar{v}} \in \mathbb{R}^+$. The regime of acoustic waves thus corresponds to $|\varepsilon_{s,n}| \gtrsim 1$. Typically, for an Earth-like planet of radius $R_\oplus = 6371$ km and angular velocity $\Omega_\oplus = 7.25 \times 10^{-5} \text{ s}^{-1}$ (NASA fact sheets), with a water oceanic layer characterized by $c_s \approx 1.545 \text{ km.s}^{-1}$ (Gerkema & Zimmerman 2008), the gravest acoustic modes of the quadrupolar semidiurnal tide ($m = 2$, $n = 0$, $\Lambda_0^{2,\bar{v}} \sim 11$) appear for $\Omega \gtrsim 5.5 \Omega_\oplus$. The other parameter, K_o , corresponds to the effect of the spherical geometry of the layer on the structure of tidal waves. It is usually ignored in two-dimensional modelings where $r = R$. We will see in the next section that $K_o \propto H/R$ when $H/R \ll 1$. Eventually, using

the change of variables $y_n = \Phi_n^{m,\sigma} \Psi_n^{m,\sigma}$, where $\Phi_n^{m,\sigma}$ is the radial function

$$\Phi_n^{m,\sigma}(x) = \exp \left[-\frac{1}{2} \int_0^x A(x') dx' \right], \quad (23)$$

we write the vertical structure equation (Eq. 18) as the Schrödinger-like equation

$$\frac{d^2 \Psi_n^{m,\sigma}}{dr^2} + \hat{k}_n^2 \Psi_n^{m,\sigma} = (\Phi_n^{m,\sigma})^{-1} C, \quad (24)$$

in which \hat{k}_n represents the vertical wavenumber of the mode, defined as

$$\hat{k}_n^2 = B - \frac{1}{2} \left(\frac{dA}{dx} + \frac{A^2}{2} \right). \quad (25)$$

The vertical profiles of the other quantities are deduced from $\Psi_n^{m,\sigma}$ straightforwardly thanks to polarization relations. We get, for the velocity field

$$V_{r,n}^{m,\sigma} = -\frac{i\sigma}{H(N^2 - \sigma \tilde{\sigma})} \left[\Phi_n \left(\frac{d\Psi_n}{dx} + \mathcal{A}_n \Psi_n \right) - \frac{dU_n}{dx} \right], \quad (26)$$

$$V_{\theta,n}^{m,\sigma} = \frac{i}{\tilde{\sigma} r} (\Phi_n \Psi_n - U_n), \quad (27)$$

$$V_{\varphi,n}^{m,\sigma} = -\frac{1}{\tilde{\sigma} r} (\Phi_n \Psi_n - U_n), \quad (28)$$

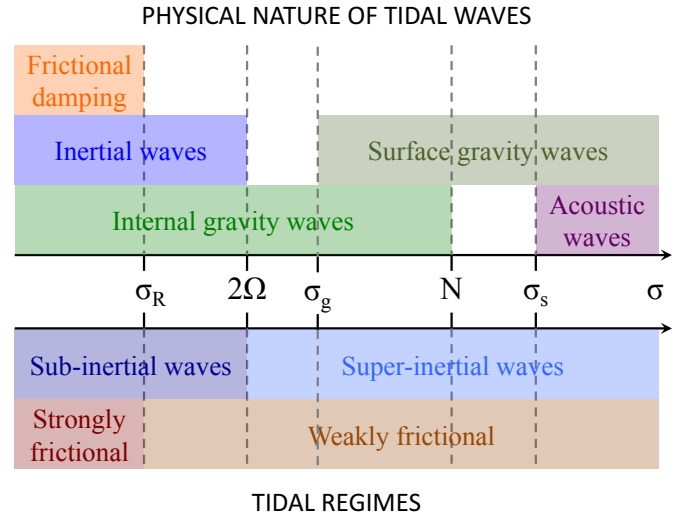


Fig. 3. Frequency spectrum of waves likely to be excited by the tidal perturbation and of the corresponding tidal regimes. The characteristic frequencies of the system are, from left to right, the drag frequency σ_R , the inertia frequency 2Ω , the surface gravity waves cutoff frequency $\sigma_g = \sqrt{gH}/R$, the Brunt-Väisälä frequency N , and the acoustic cutoff frequency $\sigma_s = c_s/r$. Their hierarchy can vary as a function of the physical and dynamical properties of the planet. In the case of the Earth's ocean, $\sigma_R \approx 10^{-5} \text{ s}^{-1}$ (Webb 1980), $2\Omega = 1.46 \times 10^{-4} \text{ s}^{-1}$, $\sigma_g = 3.1 \times 10^{-5} \text{ s}^{-1}$, $N \approx 2.2 \times 10^{-3} \text{ s}^{-1}$ (Gerkema & Zimmerman 2008), and $\sigma_s = 6.3 \times 10^{-3} \text{ s}^{-1}$.

for the displacement

$$\xi_{r;n}^{m,\sigma} = -\frac{1}{H(N^2 - \sigma\tilde{\sigma})} \left[\Phi_n \left(\frac{d\Psi_n}{dx} + \mathcal{A}_n \Psi_n \right) - \frac{dU_n}{dx} \right], \quad (29)$$

$$\xi_{\theta;n}^{m,\sigma} = \frac{1}{\sigma\tilde{\sigma}r} (\Phi_n \Psi_n - U_n), \quad (30)$$

$$\xi_{\varphi;n}^{m,\sigma} = \frac{i}{\sigma\tilde{\sigma}r} (\Phi_n \Psi_n - U_n), \quad (31)$$

and for scalar quantities

$$\delta p_n^{m,\sigma} = \rho_0 \Phi_n \Psi_n, \quad (32)$$

$$\delta \rho_n^{m,\sigma} = -\frac{\rho_0}{gH} \frac{N^2}{N^2 - \sigma\tilde{\sigma}} \left[\Phi_n \left(\frac{d\Psi_n}{dx} + \mathcal{B}_n \Psi_n \right) - \frac{dU_n}{dx} \right], \quad (33)$$

with the frequency-dependent factors

$$\mathcal{A}_n(x) = \frac{1}{2} \left[\frac{gH}{c_s^2} - \frac{N^2 H}{g} + K_o \right], \quad (34)$$

$$\mathcal{B}_n(x) = \frac{1}{2} \left[\frac{Hg}{c_s^2} \left(2 \frac{\sigma\tilde{\sigma}}{N^2} - 1 \right) - \frac{HN^2}{g} + K_o \right]. \quad (35)$$

Through equations describing the tidal dynamics, we identify the families of waves involved in the tidal response. First, because of rotation, inertial waves are generated in the frequency range $|\sigma| < 2\Omega$. Then, we identify surface gravity waves, which are restored by gravity and are characterized by the cutoff frequency $\sigma_g = \sqrt{gH}/r$. If the ocean is stably-stratified ($N > 0$), internal gravity waves can propagate in the frequency range $|\sigma| < N$. These waves are restored by the Archimedean force. Finally, in the high-frequency range delimited by the acoustic cutoff frequency $\sigma_s = c_s/r$, the tidal response is partly composed of horizontally propagating acoustic Lamb modes, restored by compressibility. The possible regimes of oceanic tides are determined by the hierarchy of the characteristic frequencies of the system, namely σ , σ_R , 2Ω , N , σ_g and σ_s . The frequency spectrum of waves composing the oceanic tidal response is summarized by Fig. 3.

2.2. Tidal potential, Love numbers and tidal torque

The variation of mass distribution due to the tidal distortion modifies the self-gravitational potential of the planet. The tidal potential of the excitation is usually expanded in Fourier series and spherical harmonics (see for instance the Kaula's multipolar expansion; Kaula 1962). It is thus convenient to write the fluctuations of the self-gravitational potential, denoted \mathcal{U} , in the same form,

$$\mathcal{U} = \sum_{\sigma,l,m} \mathcal{U}_l^{m,\sigma}(x) P_l^m(\cos\theta) e^{i(\sigma t + m\varphi)}. \quad (36)$$

The radial profiles of the (m, σ) -components are themselves written

$$\mathcal{U}_l^{m,\sigma} = \mathcal{U}_{\xi;l}^{m,\sigma} + \mathcal{U}_{\rho;l}^{m,\sigma}, \quad (37)$$

where we have introduced the contribution of the surface displacement $\mathcal{U}_{\xi;l}^{m,\sigma}$ and of the internal density variations $\mathcal{U}_{\rho;l}^{m,\sigma}$. In the following, we will use the subscripts ξ and ρ to make the distinction between the two contributions in a systematic way. At the planet surface ($x = 1$), the two components of the potential are expressed as

$$\mathcal{U}_{\xi;l}^{m,\sigma}(1) = \frac{4\pi\mathcal{G}R}{2l+1} \rho_0(1) \xi_{r;l}^{m,\sigma}(1), \quad (38)$$

$$\mathcal{U}_{\rho;l}^{m,\sigma}(1) = \frac{4\pi\mathcal{G}R}{2l+1} H \left[\int_0^1 \left(1 + \frac{H}{R} x' \right)^{l+2} \delta \rho_l^{m,\sigma} dx' \right], \quad (39)$$

with \mathcal{G} representing the universal gravity constant. Expanded in Hough functions, they write

$$\mathcal{U}_{\xi;l}^{m,\sigma}(1) = \frac{4\pi\mathcal{G}R}{2l+1} \rho_0(1) \sum_n \sum_{k \geq m} C_{l,n,k}^{m,\tilde{\nu}} \xi_{r,n,k}^{m,\sigma}(1), \quad (40)$$

$$\mathcal{U}_{\rho;n}^{m,\sigma}(1) = \frac{4\pi\mathcal{G}R}{2l+1} H \sum_n \sum_{k \geq m} C_{l,n,k}^{m,\tilde{\nu}} \int_0^1 \left(1 + \frac{H}{R} x' \right)^{l+2} \delta \rho_{n,k}^{m,\sigma} dx'. \quad (41)$$

In these expressions, the complex weighting coefficients $C_{l,n,k}^{m,\tilde{\nu}}$ are expressed as

$$C_{l,n,k}^{m,\tilde{\nu}} = B_{k,n}^{m,\tilde{\nu}} A_{n,l}^{m,\tilde{\nu}}, \quad (42)$$

where the $A_{n,l}^{m,\tilde{\nu}}$ and $B_{k,n}^{m,\tilde{\nu}}$ designate the mutual projection coefficients of the Hough functions on normalized associated Legendre polynomials, defined respectively by the expansions

$$\Theta_n^{m,\tilde{\nu}}(\theta) = \sum_{l \geq m} A_{n,l}^{m,\tilde{\nu}} P_l^m(\cos\theta), \quad (43)$$

$$P_k^m(\cos\theta) = \sum_n B_{k,n}^{m,\tilde{\nu}} \Theta_n^{m,\tilde{\nu}}(\theta). \quad (44)$$

The $C_{l,n,k}^{m,\tilde{\nu}}$ coefficients quantify the coupling induced by the Coriolis effects in the dynamics of the tidal response. They are real in the non-frictional case ($\sigma_R = 0$ and $\tilde{\nu} = \nu$), where $A_{n,l}^{m,\nu} = \langle P_l^m, \Theta_n^{m,\nu} \rangle$ and $B_{k,n}^{m,\nu} = \langle \Theta_n^{m,\nu}, P_k^m \rangle = A_{n,k}^{m,\nu}$, the notation $\langle \cdot, \cdot \rangle$ standing for the scalar product defined for any P_l^m and $\Theta_n^{m,\nu}$ as

$$\langle P_l^m, \Theta_n^{m,\nu} \rangle = \int_0^\pi P_l^m(\cos\theta) \Theta_n^{m,\nu}(\theta) \sin\theta d\theta. \quad (45)$$

In the case of a non-rotating planet ($\Omega = 0$ and $\nu = 0$), there is no coupling. Therefore, $C_{l,n,k}^{m,0} = 1$ if $l = n + m = k$ and $C_{l,n,k}^{m,0} = 0$ else. The notations $\xi_{r,n,k}^{m,\sigma} = \xi_{r;n}^{m,\sigma}(U_k^{m,\sigma})$ and $\delta \rho_{n,k}^{m,\sigma} = \delta \rho_n^{m,\sigma}(U_k^{m,\sigma})$ in Eqs. (40) and (41) stand for the vertical displacement and density variations due to the P_k^m -component of the forcing projected on the $(n, m, \tilde{\nu})$ -Hough function. The expressions of the components of the tidal potential (Eqs. 40 and 41) allow us to compute complex Love numbers, which are commonly used to quantify tidal dissipation in celestial bodies (Tobie

et al. 2005; Remus et al. 2012; Ogilvie 2014). Love numbers are defined as the ratio between the gravitational potential due to the distortion and the exciting tidal gravitational potential taken at the external surface of the body ($r = R$). Thus, oceanic Love numbers associated with the triplet (l, m, σ) , denoted $k_l^{m,\sigma}$, are defined as

$$k_l^{m,\sigma} = \frac{U_l^{m,\sigma}}{U_l^{m,\sigma}} \Big|_{x=1}. \quad (46)$$

Here, $\Re \{k_l^{m,\sigma}\}$ and $\Im \{k_l^{m,\sigma}\}$ stand for the tidal response of the ocean to the (l, m) -component of the exciting tidal potential. The U_l^m are provided by the Kaula's multipolar expansion of the tidal gravitational potential and are expressed as functions of the Keplerian elements of the planet-perturber system (Kaula 1966; Mathis & Le Poncin-Lafitte 2009).

Because of internal dissipation, the variation of mass distribution due to the tidal perturbation generates a tidal torque. The torque exerted by the perturber on the oceanic layer with respect to the spin axis of the planet, denoted \mathcal{T} , is given by

$$\mathcal{T} = \sum_{m,\sigma} (\mathcal{T}_\xi^{m,\sigma} + \mathcal{T}_\rho^{m,\sigma}). \quad (47)$$

The components $\mathcal{T}_\xi^{m,\sigma}$ and $\mathcal{T}_\rho^{m,\sigma}$ of the (m, σ) -mode are defined as

$$\mathcal{T}_\xi^{m,\sigma} = \Re \left\{ \frac{1}{2} \rho_s \int_{\partial \mathcal{V}_0} \frac{\partial U^{m,\sigma}}{\partial \varphi} \Big|_{r=R} [\xi_r^{m,\sigma}(1)]^* dS \right\}, \quad (48)$$

$$\mathcal{T}_\rho^{m,\sigma} = \Re \left\{ \frac{1}{2} \int_{\mathcal{V}_0} \frac{\partial U^{m,\sigma}}{\partial \varphi} (\delta \rho^{m,\sigma})^* d\mathcal{V} \right\}, \quad (49)$$

where $*$ stands for the conjugate of a complex number and \Re its real part (\Im will be used for the imaginary part), $\rho_s = \rho_0(1)$ denotes the density at the surface ocean, \mathcal{V}_0 the spatial domain filled by the oceanic shell at rest, $\partial \mathcal{V}_0$ its upper boundary, and dS and $d\mathcal{V}$ infinitesimal surface and volume parcels respectively. Similarly as the tidal potential due to the distortion, these two components can be expanded on Hough functions and associated Legendre polynomials. One thus obtains, for $l \geq m$ and $k \geq m$,

$$\mathcal{T}_\xi^{m,\sigma} = -m\pi R^2 \rho_s \sum_{l,n,k} \Im \left\{ \left(C_{l,n,k}^{m,\bar{\nu}} \right)^* U_l^{\sigma,m}(1) [\xi_{r,n,k}^{m,\sigma}(1)]^* \right\}, \quad (50)$$

$$\mathcal{T}_\rho^{m,\sigma} = -m\pi R^2 H \sum_{l,n,k} \Im \left\{ \left(C_{l,n,k}^{m,\bar{\nu}} \right)^* \int_0^1 U_l^{m,\sigma} [\delta \rho_{n,k}^{m,\sigma}]^* dx \right\}. \quad (51)$$

3. Tides in a thin stably-stratified ocean

In some of observed cases, the oceanic layer of terrestrial planets and satellites is thin compared to the radius of the body (for instance, the Earth's ocean has an aspect ratio of 6×10^{-4} ; Eakins & Sharman 2010). Therefore, in this section, we apply our general modeling to the simplified case of an oceanic layer of small depth $H \ll R$, and compute an analytic solution of the oceanic tidal response, Love numbers and tidal torque.

3.1. Tidal waves dynamics

The thin shell hypothesis allows us to simplify the physical setup. Given that the relative difference of gravity between the lower and the upper boundary is proportional to the ratio H/R , g is supposed to be constant in the oceanic layer. Similarly, the radial variations of the tidal gravitational potential with x can be neglected ($dU_n/dx \approx 0$ and $d^2U_n/dx^2 \approx 0$). Furthermore, we assume for simplicity uniform stratification and compressibility, i.e. that the Brunt-Väisälä frequency (N) and the sound velocity (c_s) are constants. We note that the case of the Earth's ocean does not well follow this assumption since N decays over several orders of magnitude from the pycnocline (the upper region of the ocean where the density is changing most rapidly) where its typical values are about 0.01 s^{-1} , to the abyssal ocean, where they fall to 0.001 s^{-1} (e.g. Gerkema & Zimmerman 2008). Although a more realistic model would be more appropriate in this case, the uniform stratification appears as a useful first step to solve the vertical structure equation and derive explicit solutions controlling the tidal response of a stratified ocean. As shown by Eq. (5), setting N^2 to a constant implies a density decreasing exponentially with altitude,

$$\rho_0(x) = \rho_s e^{\tau(1-x)}, \quad (52)$$

where τ designates the decreasing rate given by

$$\tau = H \left(\frac{N^2}{g} + \frac{g}{c_s^2} \right). \quad (53)$$

The acoustic and sphericity terms (Eq. 22) are simplified into

$$\varepsilon_{s;n} \approx \frac{R^2 \sigma^2}{\Lambda_n^{m,\bar{\nu}} c_s^2} \quad \text{and} \quad K_o \approx -2 \frac{H}{R}. \quad (54)$$

It follows that Φ_n (see Eq. 22) writes

$$\Phi_n(x) = e^{\delta x} \quad \text{with} \quad \delta = \frac{1}{2} (\tau + K_o). \quad (55)$$

Hence, we express the vertical structure equation (Eq. 24)

$$\frac{d^2 \Psi_n^{m,\sigma}}{dx^2} + \hat{k}_n^2 \Psi_n^{m,\sigma} = \frac{H^2}{R^2} \Lambda_n^{m,\bar{\nu}} \left(\frac{N^2}{\sigma \tilde{\sigma}} - 1 \right) U_n e^{-\delta x}. \quad (56)$$

The vertical wavenumber to square \hat{k}_n^2 , given by Eq. (25) in the general case, is now the constant

$$\hat{k}_n^2 = \frac{H^2}{R^2} \Lambda_n^{m,\bar{\nu}} \left(\frac{N^2}{\sigma \tilde{\sigma}} - 1 \right) (1 - \varepsilon_{s;n}) + \left(\frac{gH}{c_s^2} + K_o \right) \frac{N^2 H}{g} - \delta^2. \quad (57)$$

In this expression, the first term is the vertical wavenumber of internal gravity waves. It dominates when $|\sigma \tilde{\sigma}| \ll N^2$, i.e. for a stable stratification. Other terms correspond to acoustic and sphericity terms usually ignored in anelastic ($c_s = +\infty$) and thin-shell ($H/R \rightarrow 0$) approximations. Here, we will only ignore sphericity terms, i.e. assume that $K_o = 0$. We will keep acoustic terms because they do not bring supplementary mathematical complexities in the analytic treatment and can, furthermore, be comparable to those associated to stratification. For instance, in the case of the Earth's ocean, density increases from

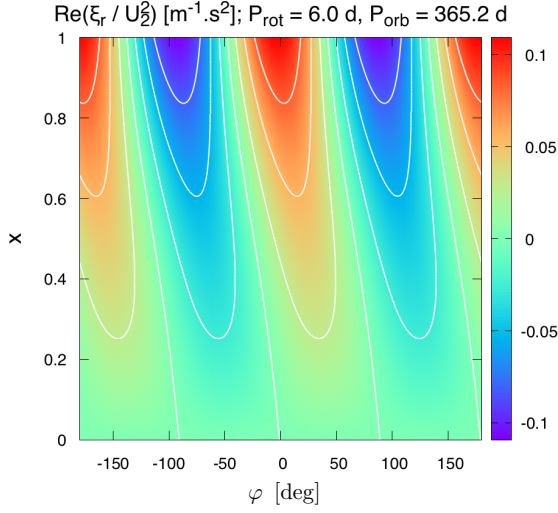


Fig. 4. Vertical displacement due to the quadrupolar semidiurnal tide ($\sigma = 2(\Omega - n_{\text{orb}})$, n_{orb} being the dynamical frequency) obtained using the analytic solution established for the thin layer approximation (Eq. 58). The displacement, normalized by the quadrupolar tidal potential, is plotted in the equatorial plane of the planet as a function of longitude (horizontal axis) and normalized altitude (vertical axis). The position $\varphi = 0$ corresponds to the sub-perturber point; the oceanic floor and surface are located at $x = 0$ and $x = 1$ respectively. For this computation, the rotation period of the planet $P_{\text{spin}} = 2\pi/\Omega$ and orbital period of the perturber $P_{\text{orb}} = 2\pi/n_{\text{orb}}$ are set to $P_{\text{spin}} = 6.0$ d and $P_{\text{orb}} = 365.25$ d. The used values of parameters are $R = R_{\oplus}$, $H = 100$ km, $g = 9.81$ m.s $^{-2}$, $N = 10^{-3}$ s $^{-1}$, $c_s = 1545$ m.s $^{-1}$ and $\sigma_R = 10^{-5}$ s $^{-1}$.

1022 kg.m $^{-3}$ at the surface to 1070 kg.m $^{-3}$ at 10 km depth (Gerkema & Zimmerman 2008), which gives the mean gradient $d\rho_0/dz = -0.0048$ kg.m $^{-2}$. As $\rho_0 g/c_s^2 \approx 0.0043$ kg.m $^{-2}$, the two terms of Eq. (5) are comparable and must be retained. To solve the vertical structure equation, two boundary conditions are required. At $x = 0$, we set the impenetrable rigid-wall condition $\xi_r = 0$. At the upper boundary, we apply the usual stress-free condition (e.g. Unno et al. 1989), $\delta p = g\rho_0 \xi_r$. It follows that

$$\begin{aligned} \Psi_n(x) = & \frac{\Psi_n^{(0)}}{\mathcal{D}_n} \{ \mathcal{D}_n e^{-\delta x} \\ & + (C_n - \delta) e^{-\delta} [\mathcal{A}_n \sin(\hat{k}_n x) - \hat{k}_n \cos(\hat{k}_n x)] \\ & + (\mathcal{A}_n - \delta) \hat{k}_n \cos(\hat{k}_n (1 - x)) \\ & + (\mathcal{A}_n - \delta) C_n \sin(\hat{k}_n (1 - x)) \}, \end{aligned} \quad (58)$$

where $\Psi_n^{(0)}$ is the constant given by

$$\Psi_n^{(0)} = \frac{H^2 \Lambda_n^{m,\bar{\nu}}}{R^2 (\hat{k}_n^2 + \delta^2)} \left(\frac{N^2}{\sigma \tilde{\sigma}} - 1 \right) U_n, \quad (59)$$

and C_n and \mathcal{D}_n the dimensionless coefficients expressed as

$$C_n = \mathcal{A}_n + \frac{H}{g} (N^2 - \sigma \tilde{\sigma}), \quad (60)$$

$$\mathcal{D}_n = \hat{k}_n (C_n - \mathcal{A}_n) \cos(\hat{k}_n) - (\mathcal{A}_n C_n + \hat{k}_n^2) \sin(\hat{k}_n). \quad (61)$$

3.2. Second order tidal Love number and tidal torque

By substituting Eq. (58) in Eqs. (29) and (33) we obtain the components of the variation of mass distribution intervening in the Love numbers and tidal torque (see Eqs. 50 and 51) as explicit functions of the internal structure parameters,

$$\xi_{r;n,k}^{m,\sigma}(1) = H Q_{\xi;n}^{m,\sigma} U_k^{m,\sigma} \quad \text{and} \quad \int_0^1 \delta \rho_{n,k}^{m,\sigma}(x) dx = \rho_s Q_{\rho;n}^{m,\sigma} U_k^{m,\sigma}, \quad (62)$$

where the frequency-dependent parameters $Q_{\xi;n}^{m,\sigma}$ and $Q_{\rho;n}^{m,\sigma}$ are expressed as

$$Q_{\xi;n}^{m,\sigma} = - \frac{\Lambda_n^{m,\bar{\nu}}}{R^2 \sigma \tilde{\sigma} (\hat{k}_n^2 + \delta^2)} \{ \mathcal{A}_n - \delta + \mathcal{D}_n^{-1} [\mathcal{E}_n + \mathcal{F}_n \sin(\hat{k}_n)] \}, \quad (63)$$

$$\begin{aligned} Q_{\rho;n}^{m,\sigma} = & - \frac{N^2 H \Lambda_n^{m,\bar{\nu}}}{g R^2 \sigma \tilde{\sigma} (\hat{k}_n^2 + \delta^2)} \{ \tau^{-1} (\mathcal{B}_n - \delta) (e^\tau - 1) \\ & + \frac{\mathcal{G}_n + \mathcal{H}_n \cos(\hat{k}_n) + \mathcal{K}_n \sin(\hat{k}_n)}{\mathcal{D}_n (\gamma^2 + \hat{k}_n^2)} \}, \end{aligned} \quad (64)$$

with $\gamma = \delta - \tau$ and the dimensionless coefficients

$$\mathcal{E}_n = \hat{k}_n (\mathcal{A}_n - \delta) (\mathcal{A}_n - C_n) e^\delta, \quad (65)$$

$$\mathcal{F}_n = (C_n - \delta) (\mathcal{A}_n^2 + \hat{k}_n^2), \quad (66)$$

$$\begin{aligned} \mathcal{G}_n = & \hat{k}_n \{ (\mathcal{A}_n - \delta) e^\delta [\gamma (\mathcal{B}_n - C_n) + \mathcal{B}_n C_n + \hat{k}_n^2] \\ & + (C_n - \delta) e^{-\gamma} [\gamma (\mathcal{B}_n - \mathcal{A}_n) + \mathcal{A}_n \mathcal{B}_n + \hat{k}_n^2] \}, \end{aligned} \quad (67)$$

$$\begin{aligned} \mathcal{H}_n = & - \hat{k}_n \{ e^\tau (\mathcal{A}_n - \delta) [\gamma (\mathcal{B}_n - C_n) + \mathcal{B}_n C_n + \hat{k}_n^2] \\ & + (C_n - \delta) [\gamma (\mathcal{B}_n - \mathcal{A}_n) + \mathcal{A}_n \mathcal{B}_n + \hat{k}_n^2] \}, \end{aligned} \quad (68)$$

$$\begin{aligned} \mathcal{K}_n = & (C_n - \delta) [\gamma (\mathcal{A}_n \mathcal{B}_n + \hat{k}_n^2) + \hat{k}_n^2 (\mathcal{A}_n - \mathcal{B}_n)] \\ & - e^\tau (\mathcal{A}_n - \delta) [\gamma (\mathcal{B}_n C_n + \hat{k}_n^2) + \hat{k}_n^2 (C_n - \mathcal{B}_n)]. \end{aligned} \quad (69)$$

Hence, $Q_{\xi;n}^{m,\sigma}$ stands for the intrinsic response of the planet due to the variations of the oceanic surface level, while $Q_{\rho;n}^{m,\sigma}$ corresponds to the contribution of internal inertial-gravity waves. This later will be equal to zero in the case of an incompressible and neutrally-stratified ocean ($\tau = 0$). The contribution of internal gravity waves to the tidal response with respect to that of surface gravity waves is weighted by the ratio $|Q_{\rho;n}/Q_{\xi;n}|$. By using the expressions of the solution, we retrieve the weighting factor given in the literature (see e.g. Hendershott 1981, Eq. 10.40), that is $|Q_{\rho;n}/Q_{\xi;n}| \sim N^2 H/g$. The oceanic second order Love number k_2^2 is then deduced from Eqs. (40), (41) and (46) straightforwardly. In the quadrupolar approximation, where terms of degrees $l > 2$ are neglected, it writes

$$k_2^2 = \frac{\mathcal{G} M_{\text{oc}}}{5R} \sum_{n \in \mathbb{Z}} C_{2,n,2}^{2,\bar{\nu}} (Q_{\xi;n}^{2,\sigma} + Q_{\rho;n}^{2,\sigma}), \quad (70)$$

where $M_{\text{oc}} = 4\pi R^2 H \rho_s$ designates the total mass of the ocean in the weak stratification approximation ($\tau \ll 1$). Similarly, the tidal quality factor $Q = |k_2^2 / \Im \{k_2^2\}|$ (Mathis & Le Poncin-Lafitte 2009) is expressed as

$$Q = \left| \frac{\sum_n c_{2,n,2}^{2,\bar{\nu}} \left(Q_{\xi;n}^{2,\sigma} + Q_{\rho;n}^{2,\sigma} \right)}{\sum_n \Im \left\{ c_{2,n,2}^{2,\bar{\nu}} \left(Q_{\xi;n}^{2,\sigma} + Q_{\rho;n}^{2,\sigma} \right) \right\}} \right|, \quad (71)$$

and the quadrupolar tidal torque, which corresponds to the $l = m = 2$ component, as

$$\mathcal{T}^{2,\sigma} = \frac{1}{2} M_{\text{oc}} |U_2^{2,\sigma}|^2 \sum_n \Im \left\{ c_{2,n,2}^{2,\bar{\nu}} \left(Q_{\xi;n}^{2,\sigma} + Q_{\rho;n}^{2,\sigma} \right) \right\}. \quad (72)$$

where the quadrupolar component of the tidal potential $U_2^{2,\sigma}$ is given by

$$U_2^{2,\sigma} = \sqrt{\frac{3}{5}} \left(\frac{R}{a} \right)^2 \frac{\mathcal{G} M_\star}{a}. \quad (73)$$

Expressed as a function of the degree-2 tidal Love number given by Eq. (70), the tidal torque is written

$$\mathcal{T}^{2,\sigma} = \frac{3}{2} \mathcal{G} M_\star^2 \frac{R^5}{a^6} \Im \{k_2^2\}, \quad (74)$$

which is the well-known expression of the tidal torque associated with the quadrupolar semidiurnal tide (e.g. Efroimsky & Williams 2009; Makarov 2012; Correia et al. 2014).

3.3. Case of the neutrally stratified ocean ($N = 0$)

In the analytic modeling of oceanic tides, the stratification is usually not taken into account, the layer being two-dimensional and the fluid assumed to be incompressible (e.g. Webb 1980; Tyler 2011, 2014; Chen et al. 2014; Matsuyama 2014). This reduces the oceanic tidal dynamics to horizontal flows. We show here that we recover the results given by this approach with our modeling, in which the shallow water case is a particular case.

Following the early works mentioned above, let us set $N = 0$ (neutral stratification) and $c_s = +\infty$ (incompressible fluid). The vertical wavenumber thus becomes

$$\hat{k}_n = i \frac{H}{R} \sqrt{\Lambda_n^{m,\bar{\nu}}}. \quad (75)$$

As shown by Eq. (75), \hat{k}_n is now directly proportional to the horizontal wavenumber $\hat{k}_{\perp,n} = \sqrt{\Lambda_n^{m,\bar{\nu}}/R^2}$. In the weak-friction approximation ($\sigma_R \ll |\sigma|$) and the regime of super-inertial waves ($|\bar{\nu}| \leq 1$), it does not depend on the tidal frequency. Indeed, in this case, the associated eigenvalues are $\Lambda_n^{m,\bar{\nu}} \approx \Lambda_n^{m,0} = (m+n)(m+n+1)$ $n \in \mathbb{N}$ (the relation between the degree l of associated Legendre polynomials and the degree n has been defined as $l = m+n$). The frequency dependence of $\Lambda_n^{m,\bar{\nu}}$ cannot be ignored any more in the regime of sub-inertial waves. Because of the thin-layer approximation, $|\hat{k}_n| \ll 1$. It follows that $\sin(\hat{k}_n x) \approx \hat{k}_n x$ and $\cos(\hat{k}_n x) \approx 1$. Hence, in the case of the

neutrally stratified incompressible ocean, the analytic solution of Eq. (58) simply reduces to

$$\Psi_n^{m,\sigma} = U_n \frac{g H \hat{k}_{\perp,n}^2 - \frac{H}{R} \sigma \bar{\sigma} x}{(\sigma - \sigma_n^-)(\sigma - \sigma_n^+)}, \quad (76)$$

where σ_n^- and σ_n^+ are the frequencies of resonance of large scale ($|\hat{k}_{\perp,n} R| \ll 1$) damped surface inertial-gravity waves (see Fig. 3) associated with the gravity mode of degree n . These frequencies characterize the tidal response of the two-dimensional incompressible ocean, where only surface gravity waves can propagate (e.g. Webb 1980, Eq. 2.12). They are expressed as

$$\sigma_n^\pm = i \frac{\sigma_R}{2} \pm \sqrt{g H \hat{k}_{\perp,n}^2 - \left(\frac{\sigma_R}{2} \right)^2}. \quad (77)$$

We recognize in this expression the dispersion relation of large scale surface gravity waves, $\sigma^2 = g H \hat{k}_{\perp}^2$ (see e.g. Vallis 2006, in the adiabatic limit). Like the vertical wavenumber, σ_n^- and σ_n^+ formally depend on σ through $\Lambda_n^{m,\bar{\nu}}$ but this dependence can be neglected in the regime of super-inertial waves if the weak-friction approximation is assumed. The above approximations imply $\tau = 0$ and $Q_{\rho;n}^{m,\sigma} = 0$. Thus, the Love numbers and tidal torque (Eqs. 70 and 72) are determined by the contribution of the surface displacement solely, which reads

$$Q_{\xi;n}^{m,\sigma} = - \frac{\Lambda_n^{m,\bar{\nu}}}{R^2} \frac{1}{(\sigma - \sigma_n^-)(\sigma - \sigma_n^+)}. \quad (78)$$

The expression of $Q_{\xi;n}^{m,\sigma}$ shows that, in the absence of stable stratification, the coupling induced by the Coriolis effect will lead to a set of resonances (one per Hough mode) enhancing the tidal dissipation and tidal torque at frequencies σ_n^\pm .

4. Application to illustrative cases

In this section, we apply the results established previously to representative telluric planets by using the thin-shell approximation of Sect. 3. We first treat the case of the Earth, which illustrates the thin-layer asymptotic behaviour. However, we shall bear in mind that the global ocean approximation is a rough hypothesis in the case of the Earth, where the interaction of the tidal perturbation with continents plays a central role (Webb 1980; Egbert & Ray 2001, 2003). We then apply the model to Trappist-1 f, which could be covered with a deep global ocean of liquid water owing to its small density ($M_p \approx 0.36 M_\oplus$ and $R \approx 1.045 R_\oplus$, see Wang et al. 2017).

4.1. The Earth

The Sun and the Moon exert on the Earth gravitational forcings of comparable intensities. The resulting tidal perturbation is the sum of two contributions, the solid and oceanic tides, which drive the rotational evolution of the planet as well as the orbital evolution of the Earth-Moon system. We focus here on the Lunar quadrupolar tide, which corresponds to the tidal frequency $\sigma = 2(\Omega - n_{\text{orb}})$, where Ω and n_{orb} stand for the spin frequency of the Earth and orbital frequency of the Moon. We introduce the corresponding rotation ($P_{\text{rot}} = 2\pi/\Omega$) and orbital ($P_{\text{orb}} = 2\pi/n_{\text{orb}}$) periods. Following Webb (1980), we use for the uniform oceanic depth the mean depth of the Earth's ocean,

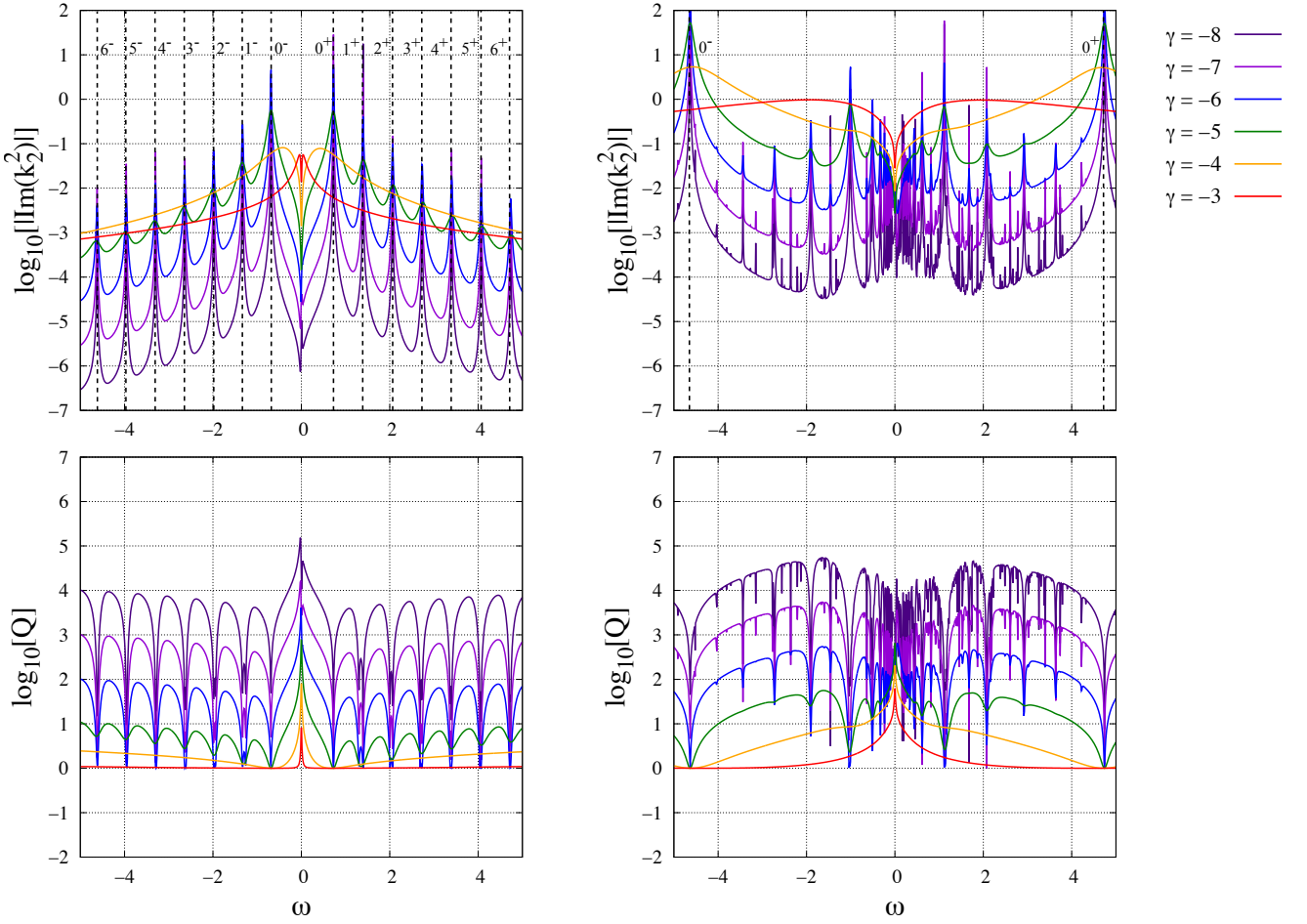


Fig. 5. Semidiurnal oceanic tide of the Earth (left column) and Trappist-1 f (right column). The logarithms of the imaginary part of the tidal Love number (left) and tidal quality factor (right) are plotted as functions of the normalized forcing frequency $\omega = (\Omega - n_{\text{orb}})/\Omega_{\oplus}$ (where Ω_{\oplus} designates the today rotation rate of the Earth) for various orders of magnitude of the drag parameter $\gamma = \log(\sigma_R)$. These frequency spectra are computed using the expressions given by Eqs. (70) and (71). In each case, the parameter n_{orb} is assumed to be constant and the rotation rate of the planet varies with the tidal frequency following the formula $\Omega = n_{\text{orb}} + \sigma/2$. The resonances associated with surface inertial-gravity modes are designated by black dashed lines in the top panels and numbers indicate the degree n of the corresponding Hough modes and the sign of eigenfrequencies given by Eq. (77). The values of parameters used for this evaluation are summarized in Table 1.

that is $H = 4$ km (Webb 1980). The radius of the planet is set to $R = R_{\oplus}$ km (with $R_{\oplus} = 6378$ km), the surface gravity and density to $g = 9.81$ m.s $^{-2}$ and $\rho_s = 1022$ kg.m $^{-3}$. The Earth's ocean is characterized by $N \sim 10^{-4} - 10^{-2}$ s $^{-1}$ and $c_s \approx 1545$ m.s $^{-1}$ (Gerkema & Zimmerman 2008), which means that $\tau \ll 1$. Thus, the effects of stratification are negligible in this case. We set the Brunt-Väisälä frequency to the intermediate value $N = 10^{-3}$ s $^{-1}$. All these quantities are summarized in Table 1.

The drag frequency characterizing the effective Rayleigh friction (σ_R) is more difficult to specify because it models the effects of several mechanisms, such as turbulent friction, viscous friction, friction with topography and breaking of tidal waves (Garrett & Munk 1979; Garrett & Kunze 2007). Thus, we begin by studying the dependence of the oceanic tidal response on σ_R . The frequency spectra of the imaginary part of the tidal Love number (Eq. 70) and of the associated tidal quality factor (Eq. 71) are plotted in Fig. 5 (left column) as functions of the normalized frequency $\omega = (\Omega - n_{\text{orb}})/\Omega_{\oplus}$ (Ω_{\oplus} stands for the today Earth rotation rate) for various orders of magnitude of σ_R . We observe on these plots the resonances associated with surface gravity modes modified by rotation. They correspond to the eigenfrequencies σ_n^{\pm} given by Eq. (77). As σ_R decreases,

Table 1. Values of parameters used in Section 4. For the Earth, M_{\oplus} , R_{\oplus} , g , P_{orb} and M_{pert} are given by NASA fact sheets. The oceanic parameters H , ρ_s , c_s and N come from Gerkema & Zimmerman (2008). For TRAPPIST-1 f, we use the values given by Wang et al. (2017) for M , R , M_{pert} and P_{orb} . The surface gravity g is estimated using the definition $g = \mathcal{G}M/R$ and we use the oceanic parameters of the Earth. The ocean depth is arbitrarily set to $H = 1000$ km.

PARAMETERS	UNITS	EARTH	TRAPPIST-1 F
M	M_{\oplus}	1	0.36
R	R_{\oplus}	1	1.045
g	m.s $^{-2}$	9.81	3.23
H	km	4.0	1000
ρ_s	kg.m $^{-3}$	1022	1022
c_s	m.s $^{-1}$	1545	1545
N	s $^{-1}$	10^{-3}	10^{-3}
M_{pert}	kg	7.346×10^{22}	1.59×10^{29}
P_{orb}	days	27.32	9.20

the variability of $\Im\{k_2^2\}$ increases. Particularly, the level of the non-resonant background decreases proportionally to σ_R , while the peaks heights increase as σ_R^{-1} , which is in good agreement

with the scaling laws derived in [Auclair Desrotour et al. \(2015\)](#). In the asymptotic regime of strong friction, the behaviour of the ocean is regular. The imaginary part of the tidal Love number scales as $\Im \{k_2^2\} \propto \sigma$ in the zero-frequency limit ($\sigma \rightarrow 0$) and as $\Im \{k_2^2\} \propto \sigma^{-3}$ at $|\sigma| \rightarrow +\infty$.

The observed receding of the Moon is estimated to 3.82 cm per year ([Dickey et al. 1994](#); [Bills & Ray 1999](#)). This corresponds to $\Im \{k_2^2\} \approx 2.56 \times 10^{-2}$ for the tidal Love number and $\mathcal{T} \approx 4.50 \times 10^{16}$ N.m for the tidal torque, which are the values obtained by setting the Rayleigh drag frequency to $\sigma_R = 10^{-5} \text{ s}^{-1}$ in our model (Fig. 5, right panel). We hence retrieve the ~ 30 hours friction time scale estimated by [Webb \(1980\)](#) with a similar approach. This value of σ_R will be used in Section 5 to explore the domain of parameters.

4.2. TRAPPIST-1 f

To illustrate the behaviour of a deep stably-stratified ocean, we consider the case of TRAPPIST-1 f. TRAPPIST-1 f is one of the eight telluric planets recently discovered in the vicinity of the star TRAPPIST-1 ([Gillon et al. 2017](#); [Wang et al. 2017](#)). Its radius is very close to that of the Earth ($R = 1.045 M_\oplus$) whereas its mass is only $M = 0.36 M_\oplus$. As a consequence, its mean density is equal to $\bar{\rho} = 1740 \text{ kg.m}^{-3}$, that is far smaller than those of rocky planets (for instance, the mean density of the Earth is $\bar{\rho}_\oplus = 5514 \text{ kg.m}^{-3}$; see NASA fact sheets). This means that water could stand for an important fraction of the planet mass. Typically, the water fraction is estimated between 25 % and 100 % of the planet mass. Moreover, with a greenhouse effect, TRAPPIST-1 f is sufficiently irradiated by its host star to have a surface temperature compatible with liquid water (its black body equilibrium temperature is estimated to 219 K, see [Wang et al. 2017](#)). All these features argue for the possible presence of a deep oceanic layer on TRAPPIST-1 f. In such a case, if the layer is stably stratified, the effect of stratification cannot be ignored any more because the variation rate of the density profile (τ defined by Eq. 53) is not necessary very small with respect to 1. Thus, as in the case of the Earth, the tidal response is mainly composed of surface gravity waves modified by rotation. But it is also composed of internal gravity waves, restored by the Archimedean force and inducing internal density variations (Fig. 3).

We investigate this complex behaviour by considering an idealized TRAPPIST-1 f planet with a global ocean of depth $H = 1000 \text{ km}$ and a stratification similar to that of the Earth's ocean, i.e. $N = 10^{-3} \text{ s}^{-1}$. Assuming the orbital period of the planet (n_{orb}) to be constant, we study the frequency dependence of the quadrupolar component of the semidiurnal stellar tide (cf. Table 1) by letting Ω vary with σ . Similarly to the previous case, the corresponding spectra of $\Im \{k_2^2\}$ and Q are plotted on Fig. 5 (right column) as a function of the forcing frequency. We retrieve in the high-frequency range the resonances associated with surface gravity modes. The two peaks appearing around $\omega \approx \pm 4.5$ correspond to the Hough mode of degree $n = 0$, which is the surface gravity mode of lowest eigenfrequency. Given that $\sigma_n^\pm \propto \sqrt{gH}$ in the weakly frictional regime (see Eq. 77), the resonances are translated towards the high-frequency range with respect to the case of the Earth (left column). In addition to surface gravity modes, we observe resonances caused by the propagation of internal gravity waves in the low frequency range. These modes can exist for $|\sigma| \lesssim N$ (see Fig. 3), which corresponds to $|\omega| \lesssim 5$.

5. From shallow to deep oceans

In the previous sections, we have identified the depth of the ocean and the stability of its stratification as the key structure parameters characterizing the oceanic tidal response. The depth determines the eigenvalues of resonant surface gravity modes, the Brunt-Väisälä frequency the frequency range of internal gravity modes. Besides, the contribution of these modes is weighted by the dimensionless number $N^2 H/g$, which compares the Archimedean force to the gravity force. Therefore, we examine in this section the sensitivity of tidal dissipation to H and N . We consider the case of idealized Earth sisters hosting a global ocean and submitted to the semidiurnal gravitational forcing of any perturber orbiting in their equatorial plane. These planets are characterized by various orders of magnitude of ocean depths ($H = 10, 100, 1000 \text{ km}$) and Brunt-Väisälä frequency ($N = 10^{-4}, 10^{-3} \text{ s}^{-1}$), all the other parameters being unchanged (see Table 1). Following the discussion of the previous section, the frequency associated with the Rayleigh drag is set to $\sigma_R = 10^{-5} \text{ s}^{-1}$ in a first case (friction time scale of the Earth's ocean). In a second case, it is set to $\sigma_R = 10^{-6} \text{ s}^{-1}$, which corresponds to a weaker friction, to broaden the explored parameter space. Hence, for each planet, we plot in Fig. 6 the imaginary part of the tidal Love number as a function of the orbital period of the perturber and the rotation period of the planet. Then, assuming that the perturber is a Moon-like satellite ($M_{\text{pert}} = 7.346 \times 10^{22} \text{ kg}$), we plot the corresponding tidal torque exerted on planets in Fig. 7.

As it may be noted, the three maps plotted for $H = 10 \text{ km}$ (bottom panels of Figs. 6 and 7) have the same aspect whatever the value of N . This can be interpreted as the fact that the tidal response generated by the gravitational forcing exerted on the ocean is mainly composed of surface gravity waves. In other words, the tidal response is dominated by its barotropic component, which induces that the role played by the stratification appears to be negligible in this case, as mentioned before. We identify the resonances due to surface inertial-gravity modes observed in the case of the Earth in the previous section (Fig. 5, left column). They form a typical *wings pattern*, which is proper to these waves (see e.g. [Fuller & Lai 2014](#), Fig. 7, in the case of white dwarves). However, note that this pattern is not symmetrical with respect to the diagonal line designating synchronization. This is a consequence of the effects of the Coriolis acceleration. In the super-synchronous regime (area located below the diagonal line), they induce a distortion that couples the quadrupolar forcing to several Hough modes. These inertial-gravity waves tend to be mixed with acoustic waves while $P_{\text{rot}} \rightarrow 0$. In the sub-synchronous regime (area located above the diagonal line), the forcing frequency is greater than the inertia frequency (super-inertial regime) and the only mode coupled with the forcing is the gravity mode of degree $n = 0$. As a consequence, only one resonance appears in the super-inertial regime. As the tidal potential scales as $U_2^{\sigma} \propto n_{\text{orb}}^2$ (see Eq. 73), the tidal torque scales as P_{orb}^{-4} (see Eq. 72), which corresponds to the horizontal color gradient of the maps plotted on Fig. 7.

By moving to deeper oceans, we observe that the resonances are translated towards the small-period range, following the scaling law $\sigma_n^\pm \propto \sqrt{gH}$ identified above. For $N = 10^{-3} \text{ s}^{-1}$, the stratification is sufficiently strong to allow internal gravity waves to propagate. Therefore, new resonances appear in the frequency range $|\sigma| \lesssim N$ (see right panels of Figs. 6 and 7). This effect is enhanced for $H = 1000 \text{ km}$. As the eigenfrequencies of internal gravity waves do not depend on Ω like those of surface gravity waves, their wings patterns are symmetrical with respect

$$\Im \{k_2^2\}$$

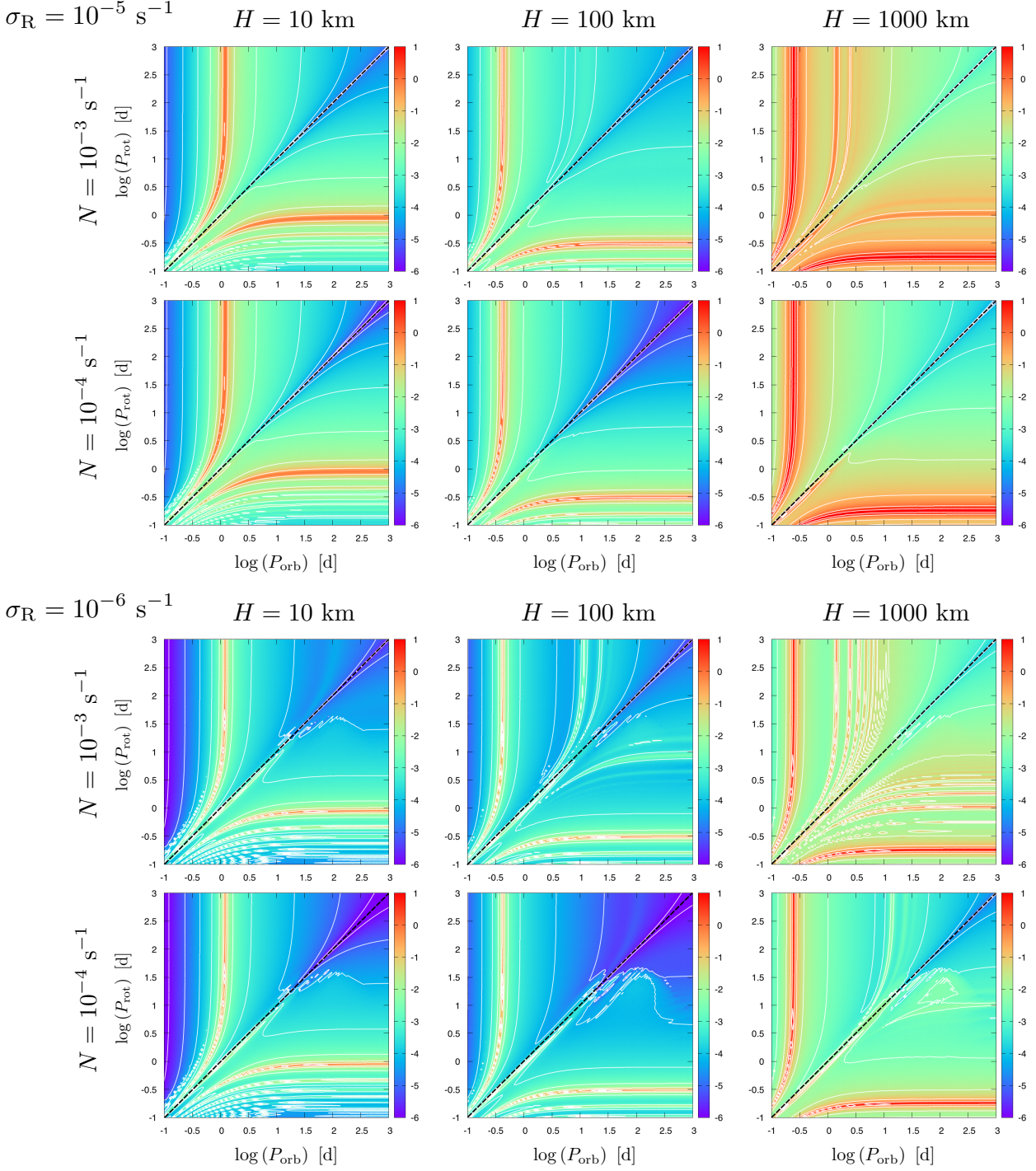


Fig. 6. Imaginary part of the tidal Love number $\Im \{k_2^2\}$ associated with the quadrupolar oceanic tide. The logarithm of $\Im \{k_2^2\}$ is plotted as a function of the orbital (horizontal axis) and rotation (vertical axis) periods in logarithmic scale by using Eq. (70) for $\sigma_R = 10^{-6} \text{ s}^{-1}$ (bottom) and $\sigma_R = 10^{-5} \text{ s}^{-1}$ (top), and various values of H and N . Horizontally, $H = 10 \text{ km}$ (left), $H = 100 \text{ km}$ (middle) and $H = 1000 \text{ km}$ (right). Vertically, $N = 10^{-4} \text{ s}^{-1}$ (bottom) and $N = 10^{-5} \text{ s}^{-1}$ (top). Colors correspond to logarithmic decades (color bars on the right). The diagonal black dashed line corresponds to spin-orbit synchronization.

to the diagonal axis. Moreover, given that the contribution of internal waves is weighted by the dimensionless number $N^2 H/g$, the non-resonant background is amplified in the frequency range $|\sigma| \lesssim N$. The effects of the resonances associated with internal gravity waves are attenuated by the Rayleigh drag. When $\sigma_R \rightarrow 0$, resonances tend to increase the dependence of the the

tidal torque and Love number on the forcing frequency (as expected from the general scaling laws derived in [Auclair Desrotour et al. 2015](#)).

Tidal torque

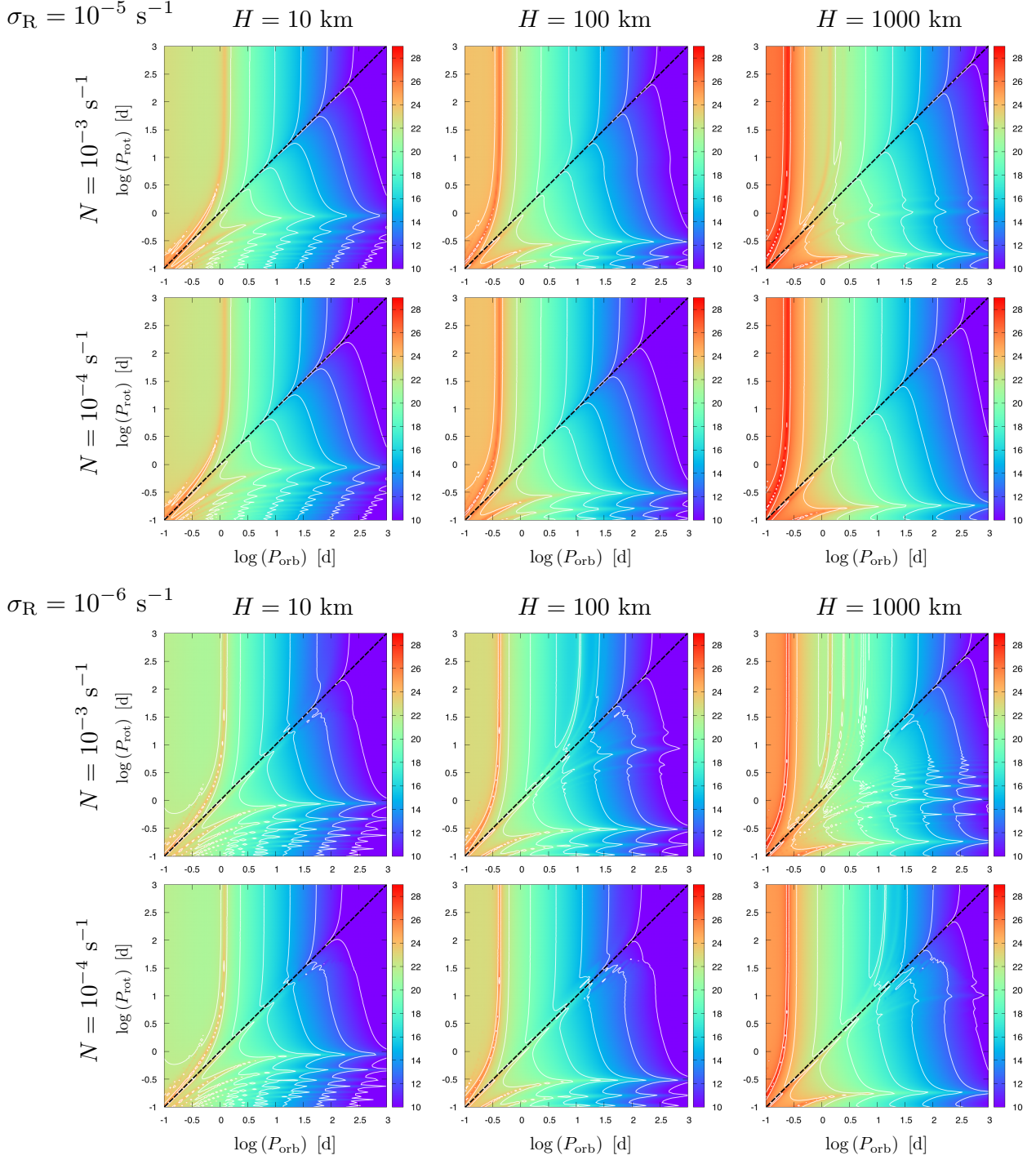


Fig. 7. Tidal torque associated with the Lunar quadrupolar oceanic tide. The logarithm of \mathcal{T} is plotted as a function of the orbital (horizontal axis) and rotation (vertical axis) periods in logarithmic scale by using Eq. (72) for $\sigma_R = 10^{-6} \text{ s}^{-1}$ (bottom) and $\sigma_R = 10^{-5} \text{ s}^{-1}$ (top), and various values of H and N . Horizontally, $H = 10 \text{ km}$ (left), $H = 100 \text{ km}$ (middle) and $H = 1000 \text{ km}$ (right). Vertically, $N = 10^{-4} \text{ s}^{-1}$ (bottom) and $N = 10^{-3} \text{ s}^{-1}$ (top). Colors correspond to logarithmic decades (color bars on the right). The diagonal black dashed line corresponds to spin-orbit synchronization.

6. Discussion

In this work, we have opted for a simplified linear analysis allowing us to explore widely the domain of parameters with a reasonable computational cost. This approach is convenient to examine the frequency-resonant behaviour of a global ocean and highlight the key parameters of the problem, which can be explained

in more details in a second phase. Particularly, we identify and quantify in a consistent way the contribution of internal gravity waves restored by the stable stratification. This contribution can be important in the case of deep oceans, where the combined effects of tides and stratification induce important density fluctu-

ations. However, we shall discuss here the main simplifications assumed in the model:

- *Global ocean of uniform depth* – The large scale topographical features of the oceanic floor and continents are not taken into account. Because of this spherical symmetry, the obtained oceanic tidal response is very regular and exhibits resonances corresponding to global spherical modes (see e.g. Fig. 5). The case of a hemispherical ocean centred at the equator was treated in early studies in the shallow water approximation (Proudman & Doodson 1936; Doodson 1938; Longuet-Higgins & Pond 1970; Webb 1980). Meridian continental shelves prevent large scales gravity waves to propagate. They thus couple the global gravitational forcing to modes determined by the scale of the basin. This modifies significantly the aspect of the frequency spectrum of the tidal response (see e.g. Webb 1980).
- *Rayleigh friction* – All of the dissipative mechanisms damping the tidal response are reduced to a single parameter, the effective Rayleigh coefficient σ_R . This approximation is common in literature (e.g. Webb 1980; Egbert & Ray 2001, 2003; Ogilvie 2009; Tyler 2011) and assumed for convenience. In addition to the traditional approximation, discussed in the next paragraph, it allows us to separate the x and θ coordinates in the dynamics. Rayleigh friction can be reasonably used to describe the drag caused by small scales topographical features homogeneously distributed around the planet, as in the numerical model of Egbert & Ray (2001). It can also be considered as a simplified approximation of viscous and turbulent frictions if a lengthscale L such that $\Delta V \sim V/L^2$ is introduced. However, it does not model at all of the local dissipation due the breaking of waves on continental shelves whereas this effect stands for the major part of the tidal energy in the case of the Earth.
- *Traditional approximation* – This simplification is commonly used in the literature to solve the latitudinal and vertical structure of the tidal response separately (e.g. Unno et al. 1989). It consists in neglecting the latitudinal component of the rotation vector in the Coriolis acceleration. This means that we ignore both the radial component of the Coriolis force and the horizontal component of the Coriolis force associated with radial motions. Consequently, this approximation is well appropriate to 2D models, where vertical motions are negligible relatively to horizontal ones. In the case of deeper oceans, its domain of applicability depends on the hierarchy of the inertia (2Ω), Brunt-Väisälä (N) and forcing (σ) frequencies. In the super-inertial asymptotic regime ($|2\Omega| \ll |\sigma|$), the forcing time scale is small compared to the rotation period, which makes the traditional approximation appropriate. However, when this condition is not satisfied, motions are fully tridimensional in the case of a neutrally-stratified ocean ($N \approx 0$). This requires to use 3D (2D if solutions $\propto e^{im\varphi}$ are assumed) numerical or semi-analytical methods (see e.g. Ogilvie & Lin 2004). The Archimedean force acts as a restoring force on fluid particles in the vertical direction. Therefore, if this restoring force is sufficiently strong, it prevents vertical motions to be comparable in amplitude to horizontal ones. This condition is expressed as $|2\Omega| \ll N$ (e.g. Auclair-Desrotour et al. 2017a). The validity of the traditional approximation has been examined in various fluid layers, from planetary oceans and atmospheres (e.g. Gerkema & Shrira 2005; Gerkema & Zimmerman 2008) to stellar interiors (e.g. Mathis 2009; Tort & Dubos 2014; Prat et al. 2017).

- *Solid rotation* – As we consider in our model that the oceanic layer rotates uniformly with the planet at the angular velocity Ω , we ignore the complex interplay existing between tidal waves and mean flows (e.g. Favier et al. 2014; Guenel et al. 2016). By studying the propagation of internal gravity waves in a shear flow, Booker & Bretherton (1967) showed that the amplitude of oscillations is attenuated by a factor depending on the local Richardson number of the fluid, $R_i = N^2 |d\mathbf{V}_0/dr|^{-2}$ (where \mathbf{V}_0 stands for the velocity vector of the shear flow), as waves pass through a critical level at which their horizontal phase speed is equal to the zonal velocity of the flow. By this way, tidal waves can transfer horizontal moment to mean flows, which modifies the tidal response.
- *Free-surface boundary condition* – In this work, a free-surface boundary condition is used to derive analytic solutions. This condition corresponds well to the case of external oceanic layers, where the upper surface can move freely. However, it is not appropriate to subsurface oceans such as those presumed hosted by Europa-like icy satellites (e.g. Khurana et al. 1998; Kivelson et al. 2002). In order to study these objects, results obtained in this work can easily be applied to the case of a rigid lid by replacing for instance the standard free-surface condition by a rigid wall condition.
- *Coupling with the solid part* – In order to simplify the analysis, the solid part of the planet has been considered as a sphere of infinite rigidity. In reality, the solid part behaves as a visco-elastic body (e.g. Efroimsky 2012) forced both by the tidal potential and the loading induced by the tidal distortion of the ocean. This solid-fluid coupling affects the frequencies given by Eq. (77) and generates an additional coupling between tidal modes (e.g. Matsuyama 2014). We simply ignored this coupling so that we do not need to consider the parameters of the solid response.

7. Conclusion

To better understand the tidal response of the deep global oceans potentially hosted by recently discovered extrasolar planets, we developed a linear model reducing the physics of tides to the essentials. Our approach leaves the traditional 2D modeling inherited from the study of the Earth's oceans to include three-dimensional effects resulting from the properties of the oceanic vertical structure. Particularly, it introduces the contribution of internal gravity waves induced by the stable stratification and takes into account dissipative mechanisms with a Rayleigh drag, following the early work by Webb (1980). Hence, we wrote the equations describing the tidal response of a deep ocean in the general case, as well as the associated tidal torque, Love numbers and quality factor. We then simplified these equations in the framework of the thin-layer approximation to compute an analytic solution. This solution was finally used to explore the domain of parameters. We first treated the cases of idealized Earth and TRAPPIST-1 f planets to constrain the Rayleigh coefficient (σ_R) and illustrate asymptotic regimes. In a second phase, we examined in a systematic way the dependence of the tidal Love number and torque associated with the semidiurnal tide on the ocean depth (H) and Brunt-Väisälä frequency (N).

In the thin layer limit, we recover the behaviour identified by early studies (e.g. Longuet-Higgins & Pond 1970; Webb 1980). The tidal response is composed of resonant surface inertial-gravity modes due to the conjugated effects of gravity and rotation. In this case, the role played by stratification is negligible. The fluid compressibility can affect the tidal response in

the high-frequency range, where horizontally propagating Lamb modes can be excited. The importance of the role played by the stratification grows with the ocean depth. The stable stratification allows internal gravity waves to propagate. It induces internal density fluctuations characterized by a frequency-resonant behaviour, like surface gravity waves. The contribution of this component is not negligible in the case of deep oceans and sensitively increases the evolution timescales of the planet-perturber system.

Although the linear analysis developed in this work is simplified with respect to numerical models, it provides a very convenient way to explore the broad domain of planetary parameters and unravel the complex dynamics of oceanic tides with a reasonable computational cost and few physical control parameters. These analytical results can be used in the future as benchmark validations for fully 3D GCM tidal studies. It should be considered as a next step to introduce meridian boundaries in the model in order to study the effect of blocking the progression of the tidal response and thus better characterize the role played continental shelves in the oceanic tidal dissipation.

Acknowledgements. The authors acknowledge funding by the European Research Council through ERC grants SPIRE 647383 and WHIPLASH 679030, the Programme National de Planétologie (INSU/CNRS) and the CNRS PLATO grants at CEA/IRFU/DAP. They wish to thank the referee, Robert Tyler, for his helpful suggestions and remarks.

References

- Abramowitz, M. & Stegun, I. A. 1972, *Handbook of Mathematical Functions*
- Anglada-Escudé, G., Amado, P. J., Barnes, J., et al. 2016, *Nature*, 536, 437
- Auclair-Desrotour, P., Laskar, J., & Mathis, S. 2017a, *A&A*, 603, A107
- Auclair-Desrotour, P., Laskar, J., Mathis, S., & Correia, A. C. M. 2017b, *A&A*, 603, A108
- Auclair-Desrotour, P., Le Poncin-Lafitte, C., & Mathis, S. 2014, *A&A*, 561, L7
- Auclair-Desrotour, P., Mathis, S., & Laskar, J. 2017c, *ArXiv e-prints*
- Auclair-Desrotour, P., Mathis, S., & Le Poncin-Lafitte, C. 2015, *A&A*, 581, A118
- Bills, B. G. & Ray, R. D. 1999, *Geophys. Res. Lett.*, 26, 3045
- Booker, J. R. & Bretherton, F. P. 1967, *Journal of Fluid Mechanics*, 27, 513
- Chapman, S. & Lindzen, R. 1970, *Atmospheric tides. Thermal and gravitational*
- Chen, E. M. A., Nimmo, F., & Glatzmaier, G. A. 2014, *Icarus*, 229, 11
- Correia, A. C. M., Boué, G., Laskar, J., & Rodríguez, A. 2014, *A&A*, 571, A50
- Correia, A. C. M., Lévrad, B., & Laskar, J. 2008, *A&A*, 488, L63
- Cowling, T. G. 1941, *MNRAS*, 101, 367
- Dickey, J. O., Bender, P. L., Faller, J. E., et al. 1994, *Science*, 265, 482
- Doodson, A. 1938, *Philosophical Transactions of the Royal Society of London. Series A, Mathematical and Physical Sciences*, 237, 311
- Eakins, B. W. & Sharman, G. F. 2010, *NOAA National Geophysical Data Center*, Boulder, CO
- Eckart, C. 1960, *Physics of Fluids*, 3, 421
- Efroimsky, M. 2012, *ApJ*, 746, 150
- Efroimsky, M. & Williams, J. G. 2009, *Celestial Mechanics and Dynamical Astronomy*, 104, 257
- Egbert, G. D. & Ray, R. D. 2001, *Journal of Geophysical Research*, 106, 22
- Egbert, G. D. & Ray, R. D. 2003, *Geophysical Research Letters*, 30, 1907
- Favier, B., Barker, A. J., Baruteau, C., & Ogilvie, G. I. 2014, *MNRAS*, 439, 845
- Fuller, J. & Lai, D. 2014, *MNRAS*, 444, 3488
- Garrett, C. & Kunze, E. 2007, *Annual Review of Fluid Mechanics*, 39, 57
- Garrett, C. & Munk, W. 1979, *Annual Review of Fluid Mechanics*, 11, 339
- Gerkema, T. & Shrira, V. I. 2005, *Journal of Fluid Mechanics*, 529, 195
- Gerkema, T. & Zimmerman, J. 2008, *Lecture Notes, Royal NIOZ, Texel*
- Gillon, M., Triaud, A. H. M. J., Demory, B.-O., et al. 2017, *Nature*, 542, 456
- Guenel, M., Baruteau, C., Mathis, S., & Rieutord, M. 2016, *A&A*, 589, A22
- Hendershott, M. C. 1981, *Evolution of physical oceanography*, 292
- Hough, S. S. 1898, *Royal Society of London Philosophical Transactions Series A*, 191, 139
- Kaula, W. M. 1962, *AJ*, 67, 300
- Kaula, W. M. 1966, *Theory of satellite geodesy. Applications of satellites to geodesy*
- Khurana, K. K., Kivelson, M. G., Stevenson, D. J., et al. 1998, *Nature*, 395, 777
- Kivelson, M. G., Khurana, K. K., & Volwerk, M. 2002, *Icarus*, 157, 507
- Lambeck, K. 1977, *Philosophical Transactions of the Royal Society of London Series A*, 287, 545
- Lambeck, K. 1980, *The earth's variable rotation: Geophysical causes and consequences*
- Laplace, P. S. 1798, *Traité de mécanique céleste* (Duprat J. B. M.)
- Leconte, J., Wu, H., Menou, K., & Murray, N. 2015, *Science*, 347, 632
- Lee, U. & Saio, H. 1997, *ApJ*, 491, 839
- Longuet-Higgins, M. S. & Pond, G. S. 1970, *Philosophical Transactions of the Royal Society of London Series A*, 266, 193
- Makarov, V. V. 2012, *ApJ*, 752, 73
- Mathis, S. 2009, *A&A*, 506, 811
- Mathis, S. & Le Poncin-Lafitte, C. 2009, *A&A*, 497, 889
- Mathis, S., Talon, S., Pantillon, F.-P., & Zahn, J.-P. 2008, *Solar Physics*, 251, 101
- Matsuyama, I. 2014, *Icarus*, 242, 11
- Neron de Surgy, O. & Laskar, J. 1997, *A&A*, 318, 975
- Ogilvie, G. I. 2009, *Monthly Notices of the Royal Astronomical Society*, 396, 794
- Ogilvie, G. I. 2014, *ARA&A*, 52, 171
- Ogilvie, G. I. & Lin, D. N. C. 2004, *ApJ*, 610, 477
- Prat, V., Mathis, S., Lignières, F., Ballot, J., & Culpin, P.-M. 2017, *A&A*, 598, A105
- Proudman, J. & Doodson, A. 1936, *Philosophical Transactions of the Royal Society of London. Series A, Mathematical and Physical Sciences*, 235, 273
- Ray, R. D., Eanes, R. J., & Lemoine, F. G. 2001, *Geophysical Journal International*, 144, 471
- Remus, F., Mathis, S., Zahn, J.-P., & Lainey, V. 2012, *A&A*, 541, A165
- Ribas, I., Bolmont, E., Selsis, F., et al. 2016, *A&A*, 596, A111
- Tobie, G., Mocquet, A., & Sotin, C. 2005, *Icarus*, 177, 534
- Tort, M. & Dubos, T. 2014, *Quarterly Journal of the Royal Meteorological Society*, 140, 2388
- Tyler, R. 2011, *Icarus*, 211, 770
- Tyler, R. 2014, *Icarus*, 243, 358
- Unno, W., Osaki, Y., Ando, H., Saio, H., & Shibahashi, H. 1989, *Nonradial oscillations of stars*
- Vallis, G. K. 2006, *Atmospheric and Oceanic Fluid Dynamics*, 770
- Volland, H. 1974a, *Journal of Atmospheric and Terrestrial Physics*, 36, 445
- Volland, H. 1974b, *Journal of Atmospheric and Terrestrial Physics*, 36, 1975
- Volland, H. & Mayr, H. G. 1972, *Journal of Atmospheric and Terrestrial Physics*, 34, 1769
- Wang, S., Wu, D.-H., Barclay, T., & Laughlin, G. P. 2017, *ArXiv e-prints*
- Webb, D. J. 1980, *Geophysical Journal*, 61, 573