

Mean-Field Game Theoretic Edge Caching in Ultra-Dense Networks

Hyesung Kim, Jihong Park[†], Mehdi Bennis[†], Seong-Lyun Kim, and Mérouane Debbah^{*}

Abstract

This paper investigates a cellular edge caching problem under a very large number of small base stations (SBSs) and users. In this ultra-dense edge caching network (UDCN), conventional caching algorithms may crumble in effectiveness as their complexity increases with the number of SBSs. Furthermore, the performance of a UDCN is highly sensitive to the dynamics of user demand and inter-SBS interference, due to the large number of SBSs. To overcome such difficulties, we propose a distributed caching algorithm under a stochastic geometric network model, as well as a spatio-temporal user demand model that specifies the content popularity changes within long-term and short-term periods. By exploiting mean-field game (MFG) theory, the complexity of the proposed UDCN caching algorithm becomes independent of the number of SBSs. The performance of the proposed caching algorithm can easily be calculated using stochastic geometry (SG). Numerical evaluations validate that the proposed caching algorithm reduces not only the long run average cost of the network but also the replicated caching data amount respectively by 24% and 42%, compared to a baseline caching algorithm. The simulation results also show that the propose caching algorithm is robust to imperfect popularity information, while ensuring the low computational complexity.

Index Terms

Edge caching, mean-field game, stochastic geometry, spatio-temporal dynamics, ultra-dense networks, 5G

H. Kim and S.-L. Kim are with the Radio Resource Management & Optimization Laboratory, Department of Electrical and Electronic Engineering, Yonsei University, Seoul, Korea (email: {hskim, slkim}@ramo.yonsei.ac.kr).

[†]J. Park and M. Bennis are with Centre for Wireless Communications, University of Oulu, 4500 Oulu, Finland (email: {jihong.park, bennis}@ee.oulu.fi).

^{*}M. Debbah is with Mathematical and Algorithmic Sciences Lab, Huawei France R&D, Paris, France and Large Networks and Systems Group (LANEAS), CentraleSupélec, Gif-sur-Yvette, France (email: merouane.debbah@huawei.com).

This paper was presented in part at IEEE International Conference on Communications (ICC) 2017 [19].

I. INTRODUCTION

5G cellular systems are envisaged to be extremely densified in order to cope with the relentless growth of user demand [1]–[3]. A huge number of small base stations (SBSs) in this ultra-dense network (UDN) should be supported by backhaul connections. The backhaul data traffic, increasing with the number of SBSs, may thus become the performance bottleneck. In this respect, edge caching is a promising solution, which alleviates the backhaul congestion [4] by prefetching popular content at SBSs during off-peak hours [5]–[7], leading to an *ultra-dense edge caching network (UDCN)*.

Without edge caching, when a user request a file, its serving SBS should first fetch the data from the file server via a wired backhaul link, and then wirelessly transmit the data signals to the user. On the other hand, with edge caching, the SBSs can directly transmit the data signals to the users requesting the prefetched files, i.e. cache hitting users, thereby mitigating the backhaul congestion. In this paper, we investigate a UDCN, and seek for its optimal content caching strategy that determines which target content files should be prefetched at each SBS equipped with a finite-sized caching storage. Due to the large number of SBSs, the caching strategy in UDCNs should accurately take into account the dynamics of the user demand and wireless network interference, which are technically challenging tasks.

In fact, even small misprediction of the user demand in a UDCN may result in a large number of the SBSs prefetching useless files. Conventional user demand models are thus too coarse to be applied, which includes a Zipf’s law model assuming the content popularity in the entire network region follows a truncated power law [8]. Instead, the caching strategy design of a UDCN calls for a spatio-temporal user demand model that captures: long-term content popularity correlation and short-term popularity fluctuations, as well as the local popularity characteristics for different regions in the network. Furthermore, the downlink wireless interference induced by the SBSs in a UDCN may not only become large but also vary significantly for different network locations [9]. As opposed to a traditional edge caching design relying on average interference under fixed SBS locations [10], the UDCN caching strategy design thus necessitates an interference model reflecting spatial randomness of the caching SBSs and users. Unfortunately, it is obvious that incorporating these spatio-temporal dynamics of user demand and inter-SBS interference brings about an extremely complicated caching strategy.

In order to avoid the extreme complexity, we propose a distributed UDCN caching strategy,

where each SBS determines its own caching decision so as to minimize the long run average (LRA) cost. The LRA cost of an SBS, to be defined in Section III, is an increasing function of (i) the number of wired backhaul uses, (ii) the aggregate cached data size, and (iii) the number of overlapping cached files among neighboring SBSs, i.e. content replication, while decreasing with (iv) the wireless average downloading rate. The caching decision of each SBS is affected by other SBSs, through their cached files in (iii) and inter-SBS interference in (iv), still incurring complication. Our UDCN caching strategy detours this interaction problem using two mathematical tools, mean-field game (MFG) theory and stochastic geometry (SG).

To illustrate the effectiveness of our approach, we first consider the case without the aid of MFG and SG. Under the temporal content popularity dynamics, the optimal caching problem of a single SBS can be formulated as a stochastic differential game (SDG), which comprises a set of stochastic differential equations, known as Hamilton-Jacobi-Bellman equations (HJBs) [11]. Solving these HJBs provides the optimal fraction of the files to be cached at the SBSs, minimizing the LRA cost of each SBS. The key difficulty is the number of these HJB equations scales with the number of SBSs. In addition, each SBS's HJB solution is intertwined with the HJB solutions of all other SBSs, due to the aforementioned SBS interactions.

Instead of directly solving a large number of these coupled HJB equations, we consider the following approximation using MFG [12]. Now, the interactions of each SBS with all other SBSs are approximated as the SBS's interaction with a single virtual agent acting like the aggregate SBSs. The interacting behavior of this virtual agent follows a stochastic distribution, known as mean-field (MF) distribution, which can be derived by solving a stochastic differential equation, called Fokker-Planck-Kolmogorov equation (FPK). As a result, we can find the optimal caching decision of each SBS from only a single HJB-FPK pair, regardless of the number of the entire SBSs.

MFG guarantees that such an approximation always provides the optimal solution of the original problem, so long as the number of the entire SBSs is very large while their aggregate interaction amount is bounded. A UDCN trivially satisfies the first condition. The latter can also be satisfied, since the inter-SBS interference of a downlink UDN is bounded by the SBS density, validated by using SG [13].

Next, we examine the average performance of the proposed UDCN caching strategy. With this end, we randomly select a user, i.e. a typical user, and calculate its LRA cost. Inter-SBS interference to this typical user can easily be analyzed by using SG. Finally, the performance

of the proposed UDCN caching algorithm can be calculated by solving a single HJB-FPK pair, capturing the interaction between a typical user's serving SBS and the virtual agent following the MF distribution. This simplification is visualized in Fig. 2, to be elaborated in detail in Section III.

A. Related work

Edge caching has received significant attention in cellular networks [4] –[7]. Utilizing edge caches is affected by user demand according to content popularity. The authors of [14], [15] proposed a caching strategy that is adaptive to time-varying user request. With regard to interference dynamics in caching networks, a recent study [16] analyzed interference dynamics using SG for the spatial domain. In [17], a spatially correlated content caching models was proposed when global content popularity information is given. However, there is less correlation between global and local popularity [18]. This implies that the content popularity has spatial dynamics and that a caching strategy should be based on the local popularity information captured by each SBSs. On the basis of these preceding efforts, this study devises a caching control strategy that incorporates spatio-temporal dynamics.

When it comes to the UDN impact on edge caching, there are few previous investigations except [15] and our preceding work [19], which proposed a distributed caching algorithm considering temporal popularity dynamics in the UDN. It is worth mentioning that this study is rooted in the UDN definition, where the number of SBSs exceeds the number of users as in [9], [21], [22]. In UDN, both the interference distribution and the number of neighboring SBSs become different from those in traditional cellular networks. User's locations determine the interfering base stations inducing spatial dynamics of interference [9]. The authors of [15] proposed a way to optimize caching control strategy considering inter-BS interference in an UDN environment. It is worth noting that caching policies of each SBSs are intertwined with all the above spatio-temporal dynamics of content popularity and network (interference and SBSs' backhaul and storage capacities). Therefore, a tractable method to evaluate the impact of the dynamics on a caching control strategy needs to be investigated. From this, the caching strategy can be jointly optimized subject to spatio-temporal dynamics and implemented in a decentralized way.

B. Contributions

The main contributions of this paper are listed as follows

- We propose a spatio-temporal popularity dynamics model (see Fig. 1), which captures the locally different content popularity but also the temporal content popularity changing within long-term and short-term duration.
- A novel caching control algorithm for UDCNs is proposed, which minimizes the LRA cost while incorporating spatio-temporal demand and interference dynamics. Our algorithm is of low-complexity and independent of the numbers of SBSs, content files and users (see Proposition 1, and Fig. 2). We demonstrate the consistency of the algorithm for a large number of SBSs through simulation results (see Fig. 3). The proposed algorithm estimates other SBSs' caching strategies by predicting other SBS's states instead of directly gathering this information.
- Numerical evaluation and analysis verify that the proposed algorithm achieves the unique mean-field equilibrium (MFE) [12] (see Fig. 5 and Proposition 1).
- At the equilibrium state, numerical results demonstrate that the proposed algorithm reduces the LRA cost by almost 24% compared to a caching scheme that is based on instantaneous content popularity. This performance enhancement grows when the user density increases (see Fig. 6). Our algorithm also decreases the amount of replicated contents per storage usage by 42% (see Fig 9).
- We also verify that the proposed MF caching algorithm is robust to imperfect popularity information through simulation results. Our algorithm produces lower LRA cost increment due to imperfect popularity information compared to the caching algorithm based solely on popularity (see Fig. 8).

This article is structured as follows: The network and dynamics models are described in Section II. Problem formulation and analytical results utilizing MF game theory and SG are also described in Section III. The performance of the proposed algorithm is numerically evaluated in Section IV. Finally, concluding remarks are given in Section V.

II. SYSTEM MODEL AND SPATIO-TEMPORAL DYNAMICS

A. Ultra-dense network

We consider a UDN with SBS density λ_b and user density λ_u . Their locations follow independent homogeneous Poisson point processes (PPPs), respectively. We set $\lambda_b \gg \lambda_u$, according

to the definition of UDN [9]. User i receives signals from SBSs within a reception ball $b(y_i, R)$ centered at the i -th user coordinates y_i , with radius R , which represents the average distance that determines a region where the received signal power is larger than the noise floor, as depicted in Fig. 1. When R goes to infinity, the reception ball model is identical to a conventional PPP network.

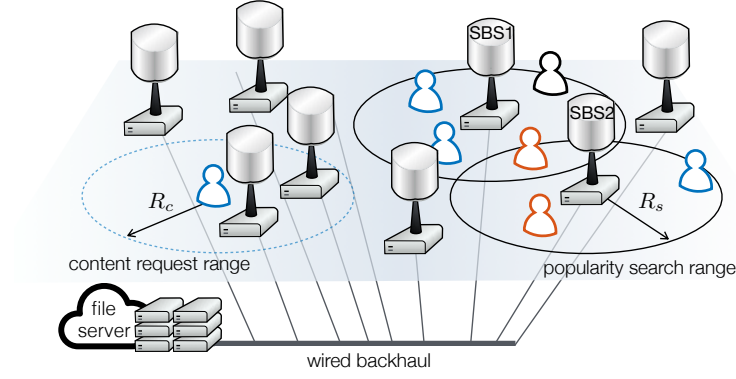
Transmitted signals from SBSs experience path-loss attenuation. The attenuation from the k -th SBS coordinates z_k to the i -th user coordinates y_i is $l_{k,i} = \min(1, \|z_k - y_i\|^{-\alpha})$, where α is the path-loss exponent. The transmitted signals experience independent and identically distributed fading with the coefficient $g_{k,i}(t)$. We assume that the coefficient is not temporally correlated. The channel gain $h_{k,i}$ from SBS k to user i is $|h_{k,i}(t)|^2 = l_{k,i}|g_{k,i}(t)|^2$. The received signal power is given as $S(t) = P|h_{k,i}(t)|^2$, where P denotes the transmit power of an SBS.

The SBS directionally transmits signal by using N_a number of antennas. Its beam pattern at a receiver follows a sectored uniform linear array model [23] where the main lobe gain is N_a with beam width $\theta_{N_a} = 2\pi/\sqrt{N_a}$ assuming that side lobes are neglected and the beam center points at the receiver.

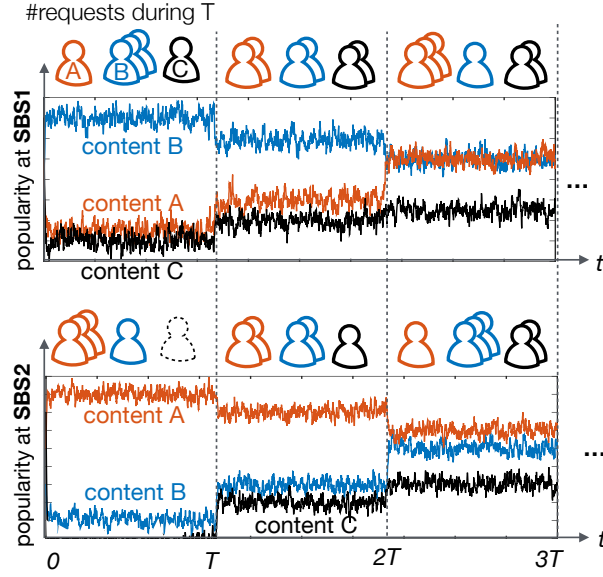
B. Edge caching model

Let us assume that there is a set \mathcal{N} consisting of N SBSs within the reception ball with radius R . Each SBS $k \in \mathcal{N}$ has data storage unit size $C_{k,j}$ assigned for content j . The storage units allow SBSs to download contents a priori from a server connected with non-ideal (capacity-limited) backhaul link as depicted in Fig. 1. We assume that there is a set \mathcal{M} consisting of M contents, and the server has all the contents files in the set \mathcal{M} . Users request content j from the contents set \mathcal{M} with probability x_j , and the size of the content j is denoted by L_j . The goal of SBS k is to determine the amount of content files $\mathbf{p}_k(t) = \{p_{k,1}(t), \dots, p_{k,j}(t), \dots, p_{k,M}(t)\}$, where $p_{k,j}(t) \in [0, 1]$ is a fraction of the file when SBS k downloads content j at time t . We assume that each content file is encoded using a maximum distance separable code [24].

According to the definition of UDN, multiple SBSs can serve a user [9] as shown in Fig. 1. We assume that a reference user is associated to one of the SBSs storing the requested content within a content request region as shown in Fig. 1a. If there are multiple SBSs having the same content within the region, the serving SBS is randomly chosen. If no SBS has cached the requested content, one of the SBSs within the content request region fulfills the user request by downloading it from the server through the backhaul.



(a) Spatial popularity dynamics of the network at $t = 0$.



(b) Temporal popularity dynamics at SBSs 1 and 2 during $3T$.

Fig. 1: An illustration of a UDCN and its spatio-temporal popularity dynamics. (a) Locally different popularity dynamics in the UDCN. (b) The content popularity changes within long-term and short-term duration. The long-term dynamics are captured by the Chinese restaurant process, which determines the mean popularity for a certain time period T . During this period, the instantaneous popularity fluctuation is captured by the mean reversion model following the Ornstein-Uhlenbeck process [28].

C. Spatio-temporal dynamics of user demand and network

1) **Spatio-temporal dynamics of user content demand:** The user content demand varies over time and region according to content popularity. This spatio-temporal dynamics of the popularity can be illustrated in Fig. 1.

Spatial dynamics. In reality, user demand is different for each area, which means that there is no strong correlation between global and local popularity [18]. Hence, a popularity dynamics model should capture the locally different content popularity. To incorporate this spatial dynamics of popularity, we assume that each SBS has a popularity search region R_s in which regional popularity dynamics follows a stochastic process determined by sequential requests of users as shown in Fig. 1. SBS 1 and SBS 2 have different sequential requests and popularity dynamics for the same content A, B, and C. For tractability, let us assume that the stochastic processes are independent from each other. The requesting decisions of subsequent users are influenced by the previous users' requests, in which users learn from the previous selections. This sequential content request model is formalized next.

Temporal dynamics. The temporal dynamics of popularity can be subdivided into long-term and short-term fluctuations [25]. The long-term dynamics of popularity determines a large popularity variation of each content. This observation gives rise to two contrasting phenomena that are illustrated in Fig. 1b. One is that popular contents have higher probability to be requested such as content A for SBS 2. The other is the rising in popularity of the up-to-date contents that have not been requested like content C for SBS 2. The short-term dynamics captures instantaneous small change of request probability and reflects a stochastic property for a short period of time. Specifically, a mean value of popularity changes periodically and maintains the mean value during a period in which the instantaneous popularity may fluctuate but will revert to its long-term mean value as shown in Fig. 1b.

For the long-term fluctuation, the stochastic process of subsequent content requests is analogous to the table selection process known as Chinese Restaurant Process (CRP) [5], [26]. If we view the edge caching network as a Chinese restaurant, the contents as the tables, and the users as the customers, users sequentially request to download popular contents and these hits are recorded as history. In turn, this recursive procedure makes popular contents requested more frequently.

Before going into detail, we first assume that subsequent content request to each SBS follows

an independent CRP where user request arrives randomly and independently at each SBS as shown in Fig. 1. We assume that SBSs get information of the long-term dynamics following CRP at every time period T (i.e., $t = T, 2T, \dots, \kappa T, \dots$, where κ is a positive integer). Let us assume that there are two sets of contents for SBS k . One is the set $U_k^r(\kappa T)$ consisting of contents that have been requested by $N_k(\kappa T)$ users at least once at SBS k by time κT . The other is the set $U_k^u(\kappa T)$ consisting of contents that have never been requested by time κT . The cardinality of the set $|U_k^r(\kappa T)|$ is denoted by $m_k(\kappa T)$. Let us define $n_{k,j}(\kappa T)$ as the number of requests for downloading content j in the coverage of SBS k by time κT . For SBS k , the probability that a newly arriving user decides to download contents is given according to CRP with parameters θ and ν as follows [26]:

- The user chooses a content that has never been requested with probability $\frac{\nu m_k(\kappa T) + \theta}{N_k(\kappa T) + \theta}$.
- The user downloads a content j previously requested according to the probability $\frac{n_{k,j}(\kappa T) - \nu}{N_k(\kappa T) + \theta}$.

Each arriving user chooses a previously requested content file with probability proportional to the selection frequency, and downloads the unrequested content with probability proportional to θ and ν . The CRP model determines a mean popularity for a certain period where the content popularity varies with respect to the mean reversion model [25] as shown in Fig 1. The above CRP model determines a mean popularity value μ of a certain period, which is described as follows:

$$\mu_{k,j}(\kappa T) = \begin{cases} \frac{\nu m_k(\kappa T) + \theta}{N_k(\kappa T) + \theta} & \text{for } j \in U_k^u(\kappa T) \\ \frac{n_{k,j}(\kappa T) - \nu}{N_k(\kappa T) + \theta} & \text{for } j \in U_k^r(\kappa T) \end{cases} \quad (1)$$

For simplicity, we omit the index κT without loss of generality. Within the period T where the mean popularity value is unchanged, the popularity varies according to the mean reversion model using the Ornstein-Uhlenbeck (OU) process [28] with a stochastic differential equation (SDE) as follows:

$$dx_{k,j}(t) = r(\mu_{k,j} - x_{k,j}(t))dt + \eta dW_{k,j}(t), \quad (2)$$

where $x_{k,j}(t)$ is the content request probability representing the popularity of content j for SBS k at time t ($0 \leq t \leq T$), r is the change rate parameter, η is a positive constant, and $W_{k,j}(t)$ is a Wiener process. Note that there exist different OU processes (2) depending on the corresponding static mean popularity $\mu_{k,j}$ for every time period T .

The SDE (2) represents a stochastic fluctuation of request probability around the mean value $\mu_{k,j}$. Due to the randomness of the term $W_{k,j}(t)$, the request probability $x_{k,j}(t)$ deviates from

the long-term mean value μ . If $x_{k,j}(t)$ becomes larger, the term $r(\mu_{k,j} - x_{k,j}(t))$ has a negative value and makes $dx_{k,j}(t)$ head back to the mean value by complementing the random variation.

2) **Temporal dynamics of cache storage size:** The remaining storage capacity varies according to the instantaneous caching strategy. Let us assume that SBSs have finite storage size and discards content files at a rate of $e_{k,j}$ from the storage unit in order to make space for caching other contents. Considering the discarding rate, we model the evolution law of the storage unit as follows:

$$dQ_{k,j}(t) = (e_{k,j} - L_j p_{k,j}(t))dt, \quad (3)$$

where $Q_{k,j}(t)$ denotes the remaining storage size dedicated to content j of SBS k at time t , and L_j is data size of content j . Note that $L_j p_{k,j}(t)$ represents the data size of content j downloaded by SBS k at time t .

3) **Spatial interference dynamics:** In UDN, there is a considerable number of SBSs with no associated user within its coverage which become idle and does not transmit any signal according to the definition of UDN ($\lambda_b \gg \lambda_u$) [9]. Hence, this dormant SBS does not cause interference to neighbor SBSs. This leads to a spatially dynamic distribution of interference characterized by users' locations.

We consider a randomly selected typical user and assume that active SBSs have always data to transmit. Let us denote the SBS active probability by p_a . The aggregate interference is imposed by the active SBSs with probability p_a . Assuming that p_a is homogeneous over SBSs yields $p_a \approx 1 - [1 + \lambda_u/(3.5\lambda_b)]^{-3.5}$ [29]. It provides that the density of interfering SBSs is equal to $p_a\lambda_b$. Then, the aggregate interference of a randomly selected typical user is described as follows:

$$I^f(t) = \sum_k^{|\Phi_R(p_a\lambda_b)|} P|h_{k,i}(t)|^2, \quad (4)$$

where $I^f(t)$ denotes the aggregate interference, and $\Phi_R(p_a\lambda_b)$ is a set of coordinates of active SBSs in the predefined reception ball with radius R . Noting that $I^f(t)$ is a stochastic term, randomness of SBS locations induces the spatial dynamics of interference. Remark that the beam pattern at a receiver follows the sectorized uniform linear array model where the main lobe gain is N_a with beam width $\theta_{N_a} = 2\pi/\sqrt{N_a}$. Then, the signal-to-interference-plus-noise (SINR) with N_a number of transmit antennas is described as follows:

$$\text{SINR}(t) = \frac{N_a P |h(t)|^2}{\sigma^2 + \frac{\theta_{N_a}}{2\pi} N_a I^f(t)}. \quad (5)$$

In the following section, we present the spatially averaged version of $I^f(t)$.

III. GAME THEORETIC PROBLEM FORMULATION

We utilize the framework of non-cooperative games to devise a fully distributed algorithm. The goal of each SBS k is to determine its own caching amount $p_{k,j}^*(t)$ for content j in order to minimize an LRA cost. The LRA cost is determined by spatio-temporally varying content request probability, network dynamics, content replication, and aggregate inter-SBS interference. As the SBSs' states and content popularity evolves, the caching strategies of the SBSs must adapt accordingly. Minimizing the LRA cost under the spatio-temporal dynamics can be modeled as a dynamic stochastic differential game (SDG) [12]. In the following subsection, we specify the impact of other SBSs' caching strategies and inter-SBS interference in the SDG by defining the LRA cost.

A. Cost Functions

An instantaneous cost function $J_{k,j}(t)$ defines the LRA cost. It is affected by backhaul capacity, remaining storage size, average rate per unit bandwidth, and overlapping contents among SBSs. SBS k cannot download more than $B_{k,j}(t)$, defined as the allocated backhaul capacity for downloading content j at time t . We prevent the download rate $L_j p_{k,j}(t)$ exceeding the backhaul capacity constraint $B_{k,j}(t)$ by defining the backhaul cost function $\phi_{k,j}$ as $\phi_{k,j}(p_{k,j}(t)) = -\log(B_{k,j}(t) - L_j p_{k,j}(t))$. If $L_j p_{k,j}(t) \geq B_{k,j}(t)$, the value of the cost function $\phi_{k,j}$ goes to infinity, prohibiting the excess of the backhaul link. This form of cost function is widely used to model barrier or constraint of available resources as in [15]. As cached content files occupy the storage, it causes processing latency [30] or delay to search requested files by users. This overhead cost is proportional to the cached data size in the storage unit. We propose a cost function for this storage cost with the occupation ratio of the storage unit normalized by the storage size as follows:

$$\psi_{k,j}(Q_{k,j}(t)) = \gamma(C_{k,j} - Q_{k,j}(t))/C_{k,j}, \quad (6)$$

where $Q_{k,j}(t)$ is storage cost function at time t . Then, the global instantaneous cost is given by:

$$\begin{aligned} J_{k,j}(p_{k,j}(t), \mathbf{p}_{-k,j}(t)) &= \frac{\phi_{k,j}(p_{k,j}(t))(1 + I_{k,j}^r(\mathbf{p}_{-k,j}(t)))}{\mathcal{R}_k(t, \hat{I}^f(t))x_j(t)} \\ &+ \psi_{k,j}(Q_{k,j}(t)), \end{aligned} \quad (7)$$

where $I_{k,j}^r(\mathbf{p}_{-k,j}(t))$ denotes the expected amount of replicated content per unit storage size $C_{k,j}$, and $\hat{I}^f(t)$ denotes the normalized aggregate interference from other SBSs with respect to the SBS density and the number of antennas. The cost increases with the amount of replicated contents and aggregate interference. The derivation of these two interactions is described in the next subsection. From the global cost function (7), the LRA caching cost is given by:

$$\mathcal{J}_{k,j} = \mathbb{E} \left[\int_t^T J_{k,j}(p_{k,j}(t), \mathbf{p}_{-k,j}(t)) dt \right]. \quad (8)$$

B. Interactions: inter-SBS content replication and interference

The caching strategy of an SBS inherently makes an impact on the caching control strategies of other SBSs. We call these *interactions* among SBSs with respect to their own caching strategies. These interactions can be defined and quantified by the amount of replicated contents and interference. These represents major bottlenecks for optimizing distributed caching for two reasons: first of all, they undergo changes with respect to the before-mentioned spatio-temporal dynamics, and it is hard to acquire the knowledge of other SBSs's caching strategies directly. In this context, our purpose is to estimate these interactions in a distributed fashion without full knowledge of other SBSs' states or actions.

Content replication. As shown in Fig. 1a, in UDNs, there may be replicated contents downloaded by multiple SBSs located within radius R_c from the randomly selected typical user. For example, let us consider that these neighboring SBSs cache the most popular contents with the intention of increasing the local caching gain (i.e., cache hit). Since only one of the SBS candidates is associated with the user to transmit the cached content file, caching the identical content of other SBSs becomes a waste of storage and backhaul usage. In this context, overlapping contents increase redundant cost due to inefficient resource utilization [20]. It is worth noticing that the amount of replicated contents is determined by other SBSs' caching strategies. We define the replication function $I_{k,j}^r(\mathbf{p}_{-k,j}(t))$ as the expected amount of overlapping content per unit storage size $C_{k,j}$, which is given by:

$$I_{k,j}^r(\mathbf{p}_{-k,j}(t)) = \frac{1}{C_{k,j}N_{r(j)}} \sum_{i \neq k}^{|\mathcal{N}|} p_{i,j}(t), \quad (9)$$

where $\mathbf{p}_{-k,j}(t)$ denotes a vector of caching control variable of all the other SBSs except SBS k , and $N_{r(j)}$ denotes the number of contents whose request probability is asymptotically equal to x_j . It can be defined as a cardinality of a set $\{m|m \in M \text{ such that } |x_m - x_j| \leq \epsilon\}$. When the value

of ϵ is sufficiently small, $N_{r(j)}$ becomes the number of contents whose request probability is equal to that of content j . If there is a large number of contents with equal request probabilities, a given content is randomly selected and cached. Hence, the occurrence probability of content replication decreases with higher diversity of content caching.

Inter-SBS interference. In UDNs, user location determines the location of interferer, or the density of user determines the density of interfering SBSs. It is because there are SBSs that have no users in their own coverage and become dormant without imposing interference to their neighboring SBSs. These spatial dynamics of interference in UDN is a bottleneck for optimizing distributed caching such that an SBS in high interference environment cannot deliver the cached content to its own users. To incorporate this spatial interaction, we adopt an analysis of [21] on interference in UDN. This provides the interference normalized by SBS density and the number of antennas as follows:

$$\hat{I}^f(t) = (\lambda_u \pi R)^2 N_a^{-\frac{1}{2}} \lambda_b^{-\frac{\alpha}{2}} \left(1 + \frac{1 - R^{2-\alpha}}{\alpha - 2} \right) P \mathbb{E}_g[|g(t)|^2], \quad (10)$$

where $\hat{I}^f(t)$ denotes the normalized interference with respect to SBS density and the number of antennas. It gives us an average downlink average rate per unit bandwidth $\mathcal{R}_k(t)$ and its upper bound in UDN as follows:

$$\mathcal{R}_k(t) = \mathbb{E}_{S, I^f} [\log(1 + \text{SINR}(t))] \quad (11)$$

$$\leq \mathbb{E}_S \log \left(1 + \frac{S_k(t)}{\frac{\sigma^2}{N_a \lambda_b^{\alpha/2}} + \mathbb{E}_{I^f}[\hat{I}^f(t)]} \right), \quad (12)$$

where σ^2 is the noise power. Note that inequation (12) shows the effect of interference on the upper bound of an average SE. It is because we consider that only the SBSs within the pre-defined reception ball impose interference to a typical user. Hence, the equality in inequation (12) holds, when the size of reception ball R goes to infinity, including all the SBSs in the networks as interferers.

C. Stochastic Differential Game for Edge Caching

As the SBSs' states and content popularity evolves according to the dynamics (2) and (3), an individual SBS's caching strategy must adapt accordingly. Hence, minimizing the LRA cost under the spatio-temporal dynamics can be modeled as a dynamic stochastic differential game

(SDG), where the goal of each SBS k is to determine its own caching amount $p_{k,j}^*(t)$ for content j in order to minimize the LRA cost $\mathcal{J}_{k,j}(t)$ (8).

$$\textbf{(P1)} \quad v_{k,j}(t) = \inf_{p_{k,j}(t)} \mathcal{J}_{k,j}(t). \quad (13)$$

$$\text{subject to} \quad dx_j(t) = r(\mu - x_j(t))dt + \eta dW_j(t), \quad (14)$$

$$dQ_{k,j}(t) = (e_{k,j} - L_j p_{k,j}(t))dt. \quad (15)$$

In the problem **P1**, the state of SBS k and content j at time t is defined as $s_{k,j}(t) = \{x_j(t), \mathcal{R}_k(t), Q_{k,j}(t)\}$, $\forall k \in \mathcal{N}, \forall j \in \mathcal{M}$. The stochastic differential game (SDG) for edge caching is defined by $(\mathcal{N}, \mathcal{S}_{k,j}, \mathcal{A}_{k,j}, \mathcal{J}_{k,j})$ where $\mathcal{S}_{k,j}$ is the state space of SBS k and content j , \mathcal{A}_k is the set of all caching controls $\{p_{k,j}(t), 0 \leq t \leq T\}$ admissible for the state dynamics.

In order to solve the problem **P1**, the long-term average of content request probability μ is necessary in the dynamics of content request probability (14). To determine the value of μ , the mean value $m_k(t)$ of the cardinality of the set $U_k^r(t)$ needs to be obtained. Although the period $\{0 \leq t \leq T\}$ is not infinite, we assume that the inter-arrival time of content request is sufficiently smaller than T and that numerous content requests arrive during that period. Then, the long-term average of content request probability μ becomes an asymptotic mean value ($t \rightarrow \infty$). Noting that $\sum_j n_{k,j}(t) = N_k(t)$, the mean value of $m_k(t)$ is asymptotically given by [27] as follows:

$$\langle m_k(t) \rangle \simeq \begin{cases} \frac{\Gamma(\theta+1)}{\alpha\Gamma(\theta+\alpha)} N_k(t)^\alpha & \text{for } \alpha > 0 \\ \theta \log(N_k(t) + \theta) & \text{for } \alpha = 0 \end{cases} \quad (16)$$

where the expression $\langle \cdot \rangle$ is the average value, and $\Gamma(\cdot)$ is the Gamma function.

The existence of a Nash equilibrium of the problem **P1** is guaranteed if there exists a joint solution of the following N coupled HJB equations [11]:

$$\begin{aligned} 0 = & \partial_t v_{k,j}(t) + \inf_{p_{k,j}(t)} \left[J_{k,j}(p_{k,j}(t), \mathbf{p}_{-\mathbf{k},j}(t)) + \frac{\eta^2}{2} \partial_{xx}^2 v_{k,j}(t) \right. \\ & \left. + \underbrace{(e_{k,j} - L_j p_{k,j}(t))}_{(A)} \partial_{Q_k} v_{k,j}(t) + \underbrace{r(\mu - x_j(t))}_{(B)} \partial_x v_{k,j}(t) \right]. \end{aligned} \quad (17)$$

The partial differential equations (PDEs) (17) have a unique joint solution $v_{k,j}^*(t)$, if the smoothness of the drift functions (A) and (B) and the cost function (7) are respectively satisfied. [11]. Since this condition is verified, there exists a unique minimal cost $v_{k,j}^*(t)$ of the problem **P1** and its corresponding Nash equilibrium.

To solve the inter-weaved system of N HJB equation (17), an individual SBS should take into account other SBSs' caching strategies $\mathbf{p}_{-k,j}(t)$. This makes the system computationally complex to be solved, when N is larger than two. Furthermore, it requires collecting the control information of all other SBSs including their own states, which brings about a huge amount of information exchange among SBSs. This is not feasible and impractical for UDNs. Fortunately, as the number of SBSs N becomes extremely large, we can significantly relax the complexity of this system, as explained in the next section.

D. Mean-field Game for Caching

It is hard to react to each individual SBS's caching strategy when solving the SDG **P1**. Fortunately, when the number of SBSs becomes large, the influence of every individual SBS can be modeled with the effect of the collective (aggregate) behavior of the SBSs. Mean-field game (MFG) theory enables us to transform these multiple interactions into a single aggregate interaction, called MF interaction, via MF approximation. According to [28], this approximation holds under the following conditions: (i) a large number of players, (ii) exchangeability of players under the caching control strategy and (iii) finite MF interaction.

Remark that the first condition corresponds to the definition of UDNs. Players in the SDG are said to be exchangeable or indistinguishable under the control $p_{k,j}(t)$ and the states of players and contents, if the player's control is invariant by their indices and decided by only their individual states. In other words, permuting players' indices cannot change their control policies. Under this exchangeability, we can focus on a generic SBS by dropping its index k .

The MF interactions (9) and (10) should asymptotically converge to a finite value under the above conditions. MF replication (9) goes to zero when the number of contents per SBS is extremely large, i.e. $M \gg N$. Such a condition implies that the cardinality of the set consisting of asymptotically equal content popularity goes to infinity. In other words, $N_{r(j)}$ goes to infinity yielding that the expected amount of replicated content per unit storage size $I_{k,j}^r(\mathbf{p}_{-k,j}(t))$ becomes zero. In terms of interference, MF interference converges as the ratio of SBS density to user density goes to infinity, i.e. $N_a \lambda_b^\alpha / (\lambda_u R)^4 \rightarrow \infty$ [21]. Such a condition corresponds to the notion of UDN [9] or massive MIMO ($N_a \rightarrow \infty$). That is, the conditions enabling MF approximation to inherently hold under ultra-dense caching networks.

To approximate the interactions from other SBSs, we need a state distribution of SBSs and contents at time t , called MF distribution $m_t(x(t), Q(t))$. This is defined by a counting measure

$M_t^{(N \times M)}(x(t), Q(t)) = \frac{1}{NM} \sum_{j=1}^M \sum_{k=1}^N \delta_{\{x_j(t), Q_k(t)\}}$. We assume that the empirical distribution $M_t^{(N \times M)}(x_j(t), Q(t))$ converges to $m_t(x_j(t), Q(t))$, which is the density of contents and SBSs in state $(x(t), Q(t))$. Note that we omit the SE $\mathcal{R}(t)$ from the density measure to only consider temporally correlated state without loss of generality.

The MF distribution $m_t(x_j(t), Q(t))$ is a solution of the following Fokker-Planck-Kolmogorov (FPK) equation.

$$\begin{aligned} 0 = & \partial_t m_t(x_j(t), Q(t)) + r(\mu_j - x_j(t)) \partial_x m_t(x_j(t), Q(t)) \\ & + (e_j - L_j p_j(t)) \partial_Q m_t(x_j(t), Q(t)) - \frac{\eta^2}{2} \partial_{xx}^2 m_t(x_j(t), Q(t)). \end{aligned} \quad (18)$$

Let us denote the solution of the FPK equation (18) as $m_t^*(x_j(t), Q(t))$. Exchangeability and existence of the MF distribution allow us to approximate the interaction $I_{k,j}^r(\mathbf{p}_{-k,j}(t))$ as a function of $m_t^*(x_j(t), Q(t))$ as follows:

$$I_j^r(t, m_t^*(x_j(t), Q(t))) = \int_Q \int_x \frac{m_t^*(x_j, Q) p_j(t, x(t), Q(t))}{C_{k,j} N_{r(j)}} dx dQ, \quad (19)$$

Remark that we can estimate the interaction from (19) without observing other SBSs' caching strategies. Thus, it is not necessary to have full knowledge of the states or the caching control policies of other SBSs. It means that an SBS only needs to solve a pair of equations, namely the FPK equation (18) and the following modified HJB one from (17):

$$\begin{aligned} 0 = & \partial_t v_j(t) + \inf_{p_j(t)} \left[J_j(p_j(t), I_j(t, m_t^*(x_j(t), Q(t)))) + \frac{\eta^2}{2} \partial_{xx}^2 v_j(t) \right. \\ & \left. + (e_j - L_j p_j(t)) \partial_Q v_j(t) + r(\mu - x_j(t)) \partial_x v_j(t) \right]. \end{aligned} \quad (20)$$

The optimal trajectory of the LRA cost $v_j^*(t)$ is found by applying backward induction to the single HJB equation (20). Also, its corresponding MF distribution (state distribution) $m_t^*(x_j(t), Q(t))$ is obtained by forward solving the FPK equation (18). These two solutions $[m_t^*(x_j(t), Q(t)), v_j^*(t)]$ define the mean-field equilibrium (MFE), which corresponds to the notion of Nash equilibrium in the MFG framework [12].

Let us define $p_j^*(t)$ as an optimal caching control strategy which achieves the MFE yielded by the optimal caching cost trajectory $v_j^*(t)$ and MF distribution $m_t^*(x_j(t), Q(t))$. The optimal solution $p_j^*(t)$ is given by the following Proposition 1.

Proposition 1. *The optimal caching amount is given by:*

$$p_j^*(t) = \frac{1}{L_j} \left[B_j(t) - \frac{1 + I_j^r(t, m_t^*(x_j(t), Q(t)))}{\mathcal{R}(t, I^f(t)) x_j(t) \partial_Q v_j^*} \right]^+, \quad (21)$$

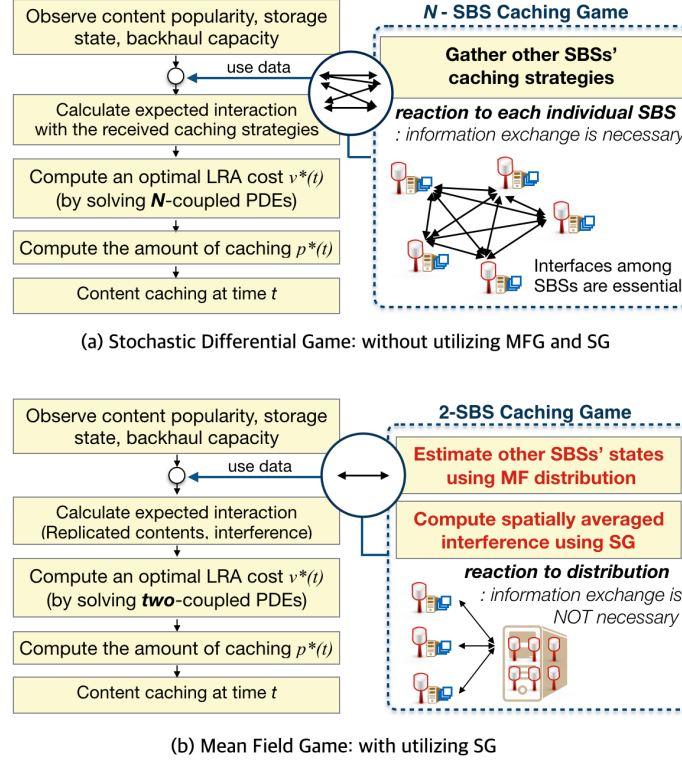


Fig. 2: Ultra-dense edge caching flow charts according to the approaches of SDG and MFG, respectively. (a) In the framework of SDG, we solve the game of N SBSs (players) reacting to each individual SBS. (b) By incorporating MFG theory and SG into the framework, we can estimate the collective reaction of other SBSs. This relaxes the N -SBS caching game to a two-SBS caching game.

where $m_t^*(x(t), Q(t))$ and $v_j^*(t)$ are the unique solutions of (18) and (20), respectively.

Proof: Appendix.

We obtain the optimal caching amount $p_j^*(t)$ in a water-filling fashion, where the backhaul capacity $B_j(t)$ determines the water level. Noting that the average rate per unit bandwidth $\mathcal{R}(t)$ increases with the number of antenna N_a and SBS density λ_b , SBSs cache more contents from server when they can deliver content to users with high wireless capacity. Also, SBSs diminish the caching amount of content j , when the estimated amount of replication $I_j^r(t, m_t^*(x_j(t), Q(t)))$ is large.

Note that the existence and uniqueness of the optimal caching control strategy is guaranteed. It verifies that the optimal caching algorithm converges to a unique MFE, when the initial conditions m_0 , $x_j(0)$, and $Q(0)$ are given. The specific procedure of this MF caching algorithm

is described in the following Algorithm 1.

Algorithm 1 Mean-Field Caching Control

Require: $x_j(t)$, m_0 , $B(t)$ and $Q(0)$

- 1: Solve HJB (20) and FPK (18) equations :
 find the optimal trajectory of caching cost and state distribution $[v_j^*(t), m_t^*(x_j(t), Q(t))]$
 - 2: Calculate $I_j^r(t, m_t^*(x_j(t), Q(t))), I^f(t)$ and $\partial_Q v_j^*$
 - 3: Compute the instantaneous caching amount $p(t)$
 : $p_j^*(t) = \frac{1}{L_j} \left[B_j(t) - \frac{1+I_j^r(t, m_t^*(x_j(t), Q(t)))}{\mathcal{R}(t, I^f(t))x_j(t)\partial_Q v_j^*} \right]^+$
 - 4: Get values of $[x_j(t), Q(t)]$ according to the dynamics
 - 5: Go line 2
-

The respective processes of solving **P1** in ways of SDG and MFG are depicted in Fig. 2. It should be remarked that the solution of the MFG becomes equivalent to that of the N -player SDG **P1** for large N . The complexity of the proposed method is much lower compared to solving the original N -player SDG **P1**. It is worth mentioning that the number of PDEs to solve for one content is reduced to two from the number of SBSs N . It leads to maintaining the consistent complexity even though the number of player N becomes large.

We verify this consistency of the computational complexity via simulations as shown in Fig. 3, which represents the number of iterations to solve the HJB-FPK equations (20) and (18) as a function for different densities of SBS. Here, we observe that for highly dense network with numerous SBSs, the caching problem **P1** is numerically solved by a low number of iterations. It means that the computational complexity remains consistent regardless of the SBS density λ_b , or the number of players N . This consistency of complexity holds for various initial storage state distribution of SBSs. It is worth mentioning that the number of iterations to reach the optimal caching strategy is bounded within tens of iterations even for low SBS density.

IV. NUMERICAL RESULTS

In this section, we present numerical results to evaluate the proposed algorithm under spatio-temporal content popularity and network dynamics as illustrated in Fig. 1. Let us assume that the initial distribution of the SBSs m_0 is given as a normal distribution. We assume that the storage size $Q(t)$ belongs to a set $[0, 1]$ for all time t . Assuming Rayleigh fading with mean one,

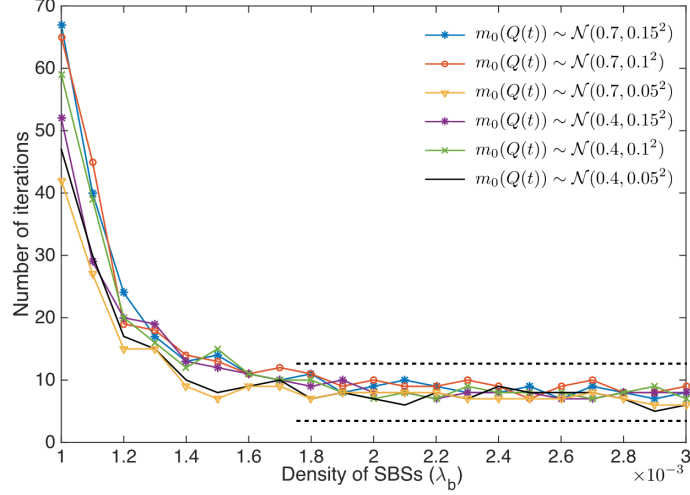


Fig. 3: The number of iterations that are required to solve the coupled HJB and FPK equations with respect to different densities of SBSs. Each point is a result for the different density of SBSs that are randomly located in a fixed area.

TABLE I: Key simulation parameters

Parameter	Value
SBS density λ_b	0.005, 0.02, 0.035, 0.05 (SBSs/km ²)
User density λ_u	10^{-4} , 2.5×10^{-4} (users/km ²)
Transmit power P	23 dBm
Noise floor	-70 dBm
Number of contents	20
CRP parameters θ, ν	$\theta = 1, \nu = 0.5$
Reception ball radius R	$10/\sqrt{\pi}$ km
Network size	20 km \times 20 km
File discarding rate e_j	0.1

we set the parameters as shown in Table I. In order to solve the coupled PDEs (the first step of the Algorithm 1) using a finite element method, we used the MATLAB PDE solver.

A. Mean-field equilibrium achieved by the proposed caching algorithm

To demonstrate that the proposed caching algorithm achieves the MFE, we assume full knowledge of contents request probability, implying that SBSs can get perfect popularity information.

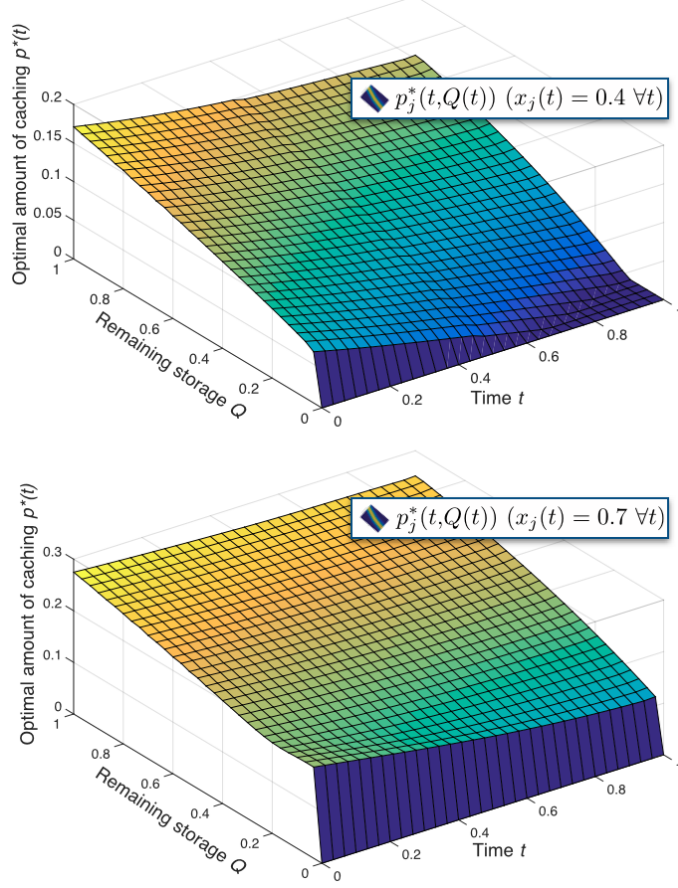


Fig. 4: Evolution of the optimal caching amount of a content $p^*(t)$ at the MF equilibrium under two different content popularities 0.4 and 0.7, assuming that the content popularity is static. The initial MF distribution $m_0(Q(0))$ is given as $\mathcal{N}(0.7, 0.05^2)$.

We numerically analyze the algorithm performance when the content request probability is static in order to observe the trajectory of the caching algorithm and MF distribution. In this case, the problem becomes simplified, because the caching control strategies does not depend on the evolution law of the content popularity. Specifically, in HJB (20) and FPK (18) equations, the derivative terms with respect to the content request probability x become zero.

Fig. 4 shows the evolution of the optimal caching amount $p^*(t)$ with respect to the storage state and time. The proposed algorithm increases the amount of caching according to the content popularity. We observe that the value of $p^*(t)$ is lower than the content request probability at all time slots and decreases when the available storage space $Q(t)$ becomes small. For example, the optimal caching amount $p^*(t)$ leaves storage space for a content having a request probability $x = 0.4$, which is in sharp contrast to the optimal trajectory for a content with a request

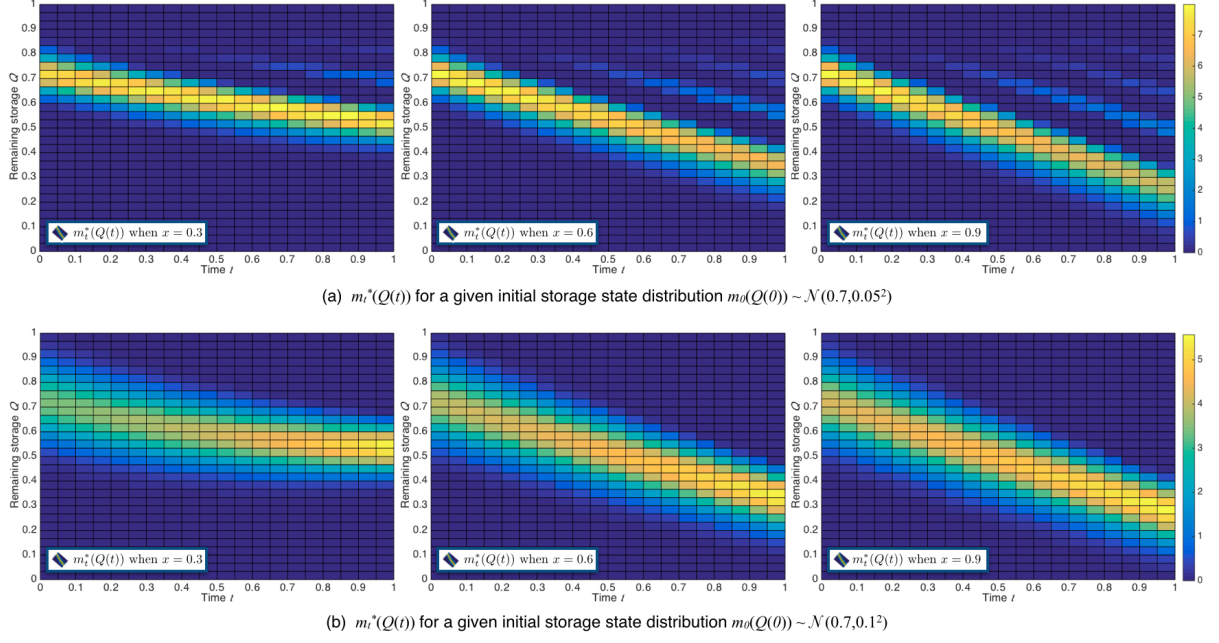


Fig. 5: Evolution of the MF distribution $m_t^*(Q(t))$ for an arbitrary content during a long-term period $\{0 \leq t \leq T\}, T = 1$. It shows the density of SBSs having the remaining storage space $Q(t)$ at time t with respect to different content popularity x_j , and initial distribution $m_0(Q(0))$ ($B(t) = 1, N_{r(j)} = 20, \lambda_u = 0.001, \lambda_b = 0.03$).

probability $x = 0.7$. The reason is that SBSs do not replicate content and save storage capacity for downloading more popular contents.

Fig. 5 represents the evolutions of the MF distribution $m_t^*(Q(t))$ for a content with different popularity. Note that $m_t^*(Q(t))$ indicates the density of SBSs whose unoccupied storage size is equal to $Q(t)$ at time t . We observe that the unoccupied storage space of SBSs does not diverge from each other. This validates the fact that the proposed algorithm achieves the MFE. At this equilibrium, the amount of downloaded content file decreases when the content popularity x becomes low. This tendency corresponds to the trajectory of the optimal caching probability in Fig. 4. Almost every SBS has downloaded the content over time, but not used its entire storage. The remaining storage saturates even though the content popularity is equal to 0.9. This implies that SBSs reduce the downloading amount of the popular content in consideration of the expected replication amount, which increases with the popularity.

B. Performance in terms of the long run average caching cost

We investigate the performance of the proposed MF caching algorithm under spatio-temporal dynamics of the content popularity. Note that the temporal dynamics constrains the optimal caching control to follow the optimal trajectory $[v_j^*(t), m_t^*(x(t), Q(t))]$, a set of solutions to the coupled equations (20) and (18). Additionally, we evaluate the robustness of our scheme to imperfect popularity information in terms of the LRA caching cost.

In Fig. 6, we compare the proposed MF caching algorithm, random caching, and a popularity based algorithm that caches proportionally to the request probability $x(t)$ in terms of the LRA cost over time for different user density λ_u . The proposed caching control algorithm reduces about 24% of the LRA cost as compared to the popularity based algorithm. This performance gain is due to avoiding redundant content replication and having an SBS under lower interference environment to cache more contents. As the user density λ_u becomes higher for a fixed SBS density λ_b , the final values of the LRA cost increase for all the three caching schemes. When UDCNs are populated by numerous users, the fluctuation of spatial dynamics of popularity increases and the number of SBSs having associated users increase. Hence, both the aggregate interference imposed by the SBSs and the content popularity severely change over the spatial domain. In this environment, the advantage of the proposed algorithm compared to the popularity based algorithm becomes larger, yielding higher gap between the final values of the produced LRA cost.

In real systems, perfect popularity information may not be available for SBSs due to misprediction or estimation error of content popularity. Hence, we assess how the proposed algorithm is robust to imperfect popularity information (IPI). For that, we model the IPI as follows:

$$\hat{x}(t) = x(t) + \Delta(t), \quad (22)$$

where $\hat{x}(t)$ denotes a content request probability which is an SBS estimates, and $\Delta(t)$ denotes an instantaneous observation error for the request probability $x(t)$. It is worth noting that an SBS has perfect popularity information (PPI) if $\Delta(t)$ is equal to zero for all t (i.e. $\hat{x}(t) = x(t)$). The magnitude of Δ determines accuracy of the popularity.

Let us assume that an observation error Δ follows a normal distribution $\mathcal{N}(0.2, 0.001^2)$. SBSs determine their own caching control strategies based on imperfect content request probability $\hat{x}(t)$ (22) instead of PPI $x(t)$. Under this IPI, we investigate the performance comparison in terms of the LRA caching cost over time as shown in Fig. 7. The impact of IPI increases with the number

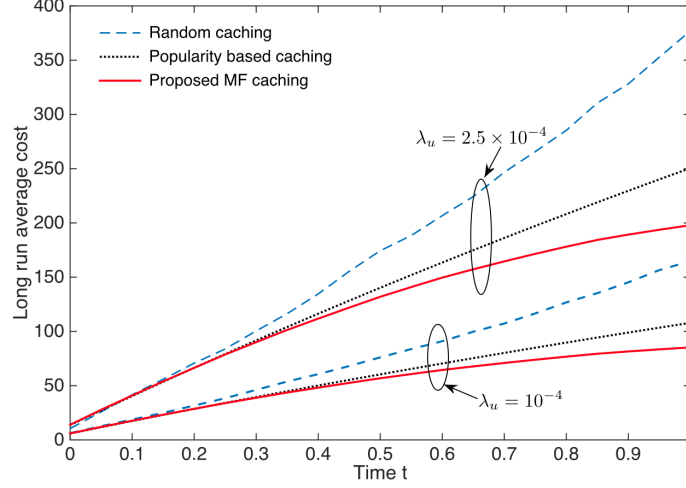


Fig. 6: Long run average costs of the caching strategies with respect to different user density λ_u . ($Q(0) = 0.7, x(0) = 0.3, \eta = 0.1$).

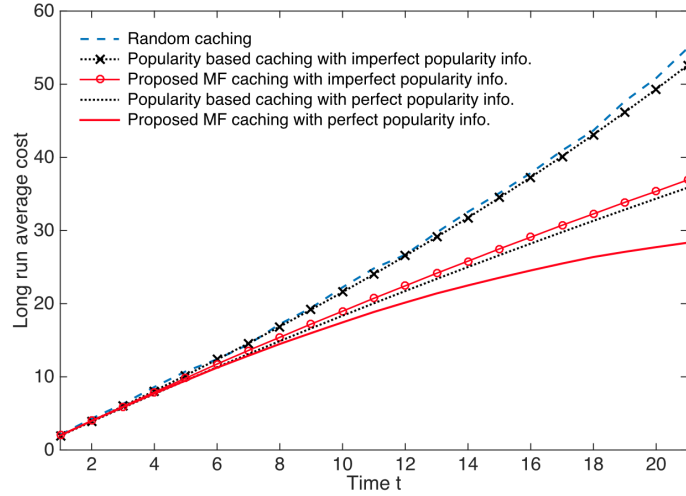


Fig. 7: Long run average costs of different caching strategies with perfect and imperfect popularity information. ($Q(0) = 0.7, x(0) = 0.3, \eta = 0.1$).

of SBSs because redundant caching occurs at several SBSs. We compare the LRA increment of our MF caching algorithm with that of the popularity based algorithm for the different number of neighboring SBSs as shown in Fig. 8. The numerical results demonstrate that the proposed algorithm is more robust to imperfect information of content popularity in comparison with the popularity based algorithm. Specifically, our caching strategy reduces about 50% of the LRA cost increment as compared to the popularity based algorithm.

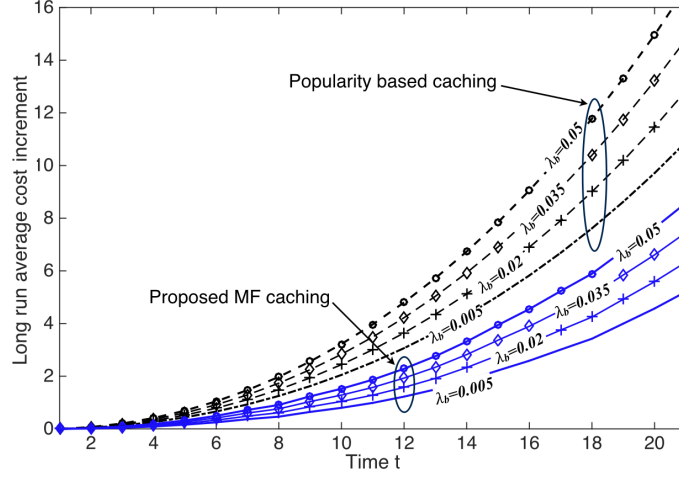


Fig. 8: Increment in the long run average costs of the proposed MF caching and the popularity-based caching with respect to different SBS density λ_b ($Q(0) = 0.7, x(0) = 0.3, \eta = 0.1$).

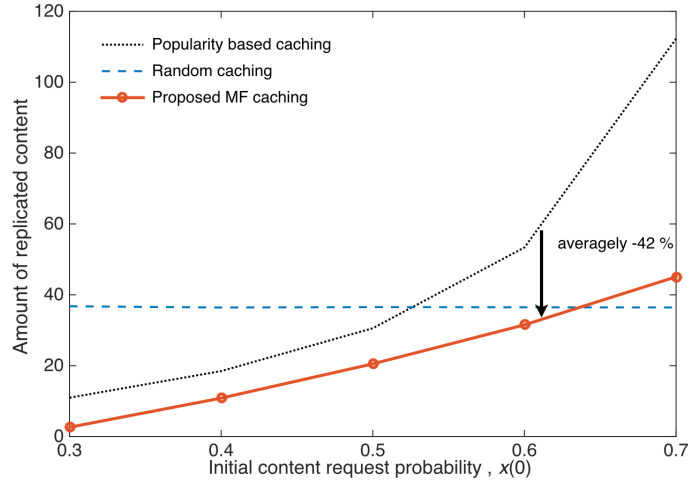


Fig. 9: The amount of replicated contents per storage usage ($Q(0) = 0.7, \eta = 0.1$).

Fig. 9 shows the amount of replicated contents per storage usage as a function of the initial content probability $x(0)$. The proposed MF caching algorithm reduces caching content replication averagely 42% compared to popularity based caching. However, MF caching algorithm yields the higher amount of replication than random caching does when the content request probability becomes high. The reason is that the random policy downloads contents regardless of their own popularity, so the amount of replication remains steady. On the other hand, MF caching increases the downloaded volume of popular contents.

V. CONCLUDING REMARKS

In this paper, we propose an edge caching algorithm for UDNs, taking into account the spatio-temporal user demand and network dynamics. For this, we devise a stochastic geometric network model and a spatio-temporal user demand model that specifies the content popularity changes within long-term and short-term duration. We exploit an inherent feature of UDNs in that a large number of neighboring SBSs exists. When the number of SBSs becomes large, the influence of every individual SBS can be modeled with the effect of the aggregate behavior of the SBSs by leveraging the framework of MFG theory and SG. This enables SBSs to distributively determine their own caching control strategies without full knowledge of other SBSs' caching strategies or storage state. Hence, the proposed algorithm has low complexity that is independent of the SBS density. The proposed MF caching algorithm reduces not only the long run average cost but also the replicated content amount compared to a caching strategy, which is merely based on content popularity. Furthermore, the MF caching algorithm is robust to imperfect information of content popularity in comparison with the popularity based caching.

VI. APPENDIX: PROOF OF PROPOSITION 1

The optimal control of the differential game with HJB equations is the argument of the infimum term of the HJB equation (20) [11].

$$p_j^*(t) = \arg \inf_{p_j(t)} \left[J_j(p_j(t), I_j(t, m_t^*(x_j(t), Q(t))) + \frac{\eta^2}{2} \partial_{xx}^2 v_j(t) \right. \\ \left. + (e_j - L_j p_j(t)) \partial_Q v_j(t) + r(\mu - x_j(t)) \partial_x v_j(t) \right] \quad (23)$$

Solving (23) for all time t is immediate by convexity of the objective function. Its critical point is the unique optimal control $p_j^*(t)$, which is calculated as follows:

$$p_j^*(t) = \frac{1}{L_j} \left[B_j(t) - \frac{1 + I_j^r(t, m_t^*(x_j(t), Q(t)))}{\mathcal{R}(t, I^f(t)) x_j(t) \partial_Q v_j^*} \right]^+ \quad (24)$$

Remark that $p_j^*(t)$ is a function of the solutions of the equations (18) and (20). The expression of $p_j^*(t)$ (21) provides the final versions of the HJB and FPK equations as follows:

$$\begin{aligned}
0 = & \partial_t v_j(t) - \frac{\log \left(B_j(t) - \left[B_j(t) - \frac{1+I_j^r(t, m_t^*(x_j(t), Q(t)))}{\mathcal{R}(t, I^f(t))x_j(t)} \right]^+ \right)}{\mathcal{R}(t, I^f(t))x_j(t)} \\
& \times (1 + I_j^r(t, m_t^*(x_j(t), Q(t)))) + \frac{\alpha(C-Q(t))}{C} + r(\mu_j - x_j(t))\partial_x v_j(t) \\
& + \left(e_j - \left[B_j(t) - \frac{1+I_j^r(t, m_t^*(x, Q))}{\mathcal{R}(t, I^f(t))x_j(t)\partial_Q v_j} \right]^+ \right) \partial_Q v_j(t) + \frac{\eta^2}{2} \partial_{xx}^2 v_j(t), \\
\\
0 = & \partial_t m_t(x_j(t), Q(t)) + r(\mu_j - x_j(t))\partial_x m_t(x_j(t), Q(t)) \\
& - \frac{\eta^2}{2} \partial_{xx}^2 m_t(x_j(t), Q(t)) \\
& + \left(e_j - \left[B_j(t) - \frac{1+I_j^r(t, m_t(x_j(t), Q(t)))}{\mathcal{R}(t, I^f(t))x_j(t)\partial_Q v_j^*} \right]^+ \right) \partial_Q m_t(x_j(t), Q(t)).
\end{aligned}$$

From these equations, we can find the values of $v_j^*(t)$ and $m_t^*(x(t), Q(t))$. Note that the smoothness of the drift functions and in the dynamic equation and the cost function (7) assures the uniqueness of the solution [11]. ■

REFERENCES

- [1] M. Kamel, W. Hamouda, and A. Youssef, "Ultra-Dense Networks: A Survey," *IEEE Commun. Surveys Tuts.*, vol. 18, no. 4, pp. 2252–2545, Fourth quarter. 2016.
- [2] S. Samarakoon, M. Bennis, W. Saad, M. Debbah, and M. Latva-aho, "Ultra Dense Small Cell Networks: Turning Density Into Energy Efficiency," *IEEE J. Sel. Areas Commun.*, vol. 34, no. 5, pp. 1267–1280, May. 2016
- [3] J. Zender, "Beyond the Ultra-Dense Barrier: Paradigm Shifts on the Road Beyond 1000x Wireless Capacity," *IEEE Wireless Commun.*, vol. 24, no. 3, pp. 96–102, Jan. 2017.
- [4] X. Wang, M. Chen, T. Taleb, A. Ksentini, and V. Leungi, "Cache in the Air: Exploiting Content Caching and Delivery Techniques for 5G Systems," *IEEE Commun. Mag.*, vol. 52, no. 2, pp. 131–139, Feb. 2014.
- [5] E. Baştuğ, M. Bennis, and M. Debbah, "Living on the Edge: The Role of Proactive Caching in 5G Wireless Networks," *IEEE Commun. Mag.*, vol. 52, no. 8, pp. 82–89, Aug. 2014.
- [6] K. Poularakis, G. Iosifidis, V. Sourlas, and L. Tassiulas, "Exploiting Caching and Multicast for 5G Wireless Networks," *IEEE Trans. Wireless Commun.*, vol. 15, no. 4, pp. 2995–3007, Apr. 2016.
- [7] S. Tamoor-ul-Hassan, M. Bennis, P. H. J. Nardelli, and M. Latva-aho, "Caching in Wireless Small Cell Networks: A Storage-Bandwidth Tradeoff," *IEEE Commun. Lett.*, vol. 20, no. 6, pp. 1175–1178, Jun. 2016.
- [8] L. Breslau, P. Cao, L. Fan, G. Phillips, and S. Shenker, "Web Caching and zipf-like Distribution: Evidence and Implications," *Proc. IEEE Int. Conf. on Comput. Commun. (INFOCOM)*, New York, USA, Mar. 1999.
- [9] J. Park, S.-L. Kim, and J. Zander, "Tractable Resource Management with Uplink Decoupled Millimeter-Wave Overlay in Ultra-Dense Cellular Networks," *IEEE Trans. Wireless Commun.*, vol. 15, no. 6, pp. 4362–4379, Jun. 2016.
- [10] D. Liu and C. Yang, "Will Caching at Base Station Improve Energy Efficiency of Downlink Transmission?," *Proc. IEEE Global Conf. Signal Inf. Process. (GlobalSIP)*, pp. 173–177, 2014.

- [11] B. Oksendal, *Stochastic Differential Equations*. Springer, 2003.
- [12] O. Guéant, J.-M. Lasry, and P.-L. Lions, “Mean field games and applications,” *Paris Princeton Lectures on Mathematical Finance 2010*, Springer Berlin Heidelberg, pp. 205–266, 2011.
- [13] M. Haenggi, “Stochastic Geometry for Wireless Networks,” *Cambridge Univ. Press*, 2012.
- [14] M. Gregori, J. Gómez-Vilardebó, J. Matamoros and D. Gündüz, “Wireless Content Caching for Small Cell and D2D Networks,” *IEEE J. Sel. Areas Commun.*, vol. 34, no. 5, pp. 1222–1234, May. 2016.
- [15] K. Hamidouche, W. Saad, M. Debbah, and H. V. Poor, “Mean-Field Games for Distributed Caching in Ultra-Dense Small Cell Networks,” *Proc. 2016 American Control Conf. (ACC)*, Boston, MA, USA, Jul. 2016.
- [16] B. Perabathini, E. Baştuğ, M. Kountouris, M. Debbah, and A. Conte, “Caching at the Edge: a Green Perspective for 5G Networks,” *Proc. IEEE Int. Conf. on Commun. (ICC)*, London, UK, Jun. 2015.
- [17] D. Malak, M. Al-Shalash, and J. G. Andrews, “Spatially correlated content caching for device-to-device communications,” available at: <https://arxiv.org/abs/1609.00419>.
- [18] M. Zink, K. Suh, Y. Gu, and J. Kurose, “Watch global, cache local: YouTube network traffic at a campus network: Measurements and implications,” *Proc. SPIEACM Multimedia Comput. and Netw.*, 2008.
- [19] H. Kim, J. Park, M. Bennis, S.-L. Kim, and M. Debbah, “Ultra-Dense Edge Caching under Spatio-Temporal Demand and Network Dynamics,” *Proc. IEEE Int. Conf. on Commun. (ICC)*, Paris, France, May. 2017.
- [20] B.-G. Chun, K. Chaudhuri, H. Wee, M. Barreno, C. H. Papadimitriou, and J. Kubiawicz, “Selfish Caching in Distributed Systems: A Game-Theoretic Analysis,” *Proc. ACM Symp. Principles of Distributed Computing*, pp. 21-30, Jul. 2004.
- [21] J. Park, M. Bennis, S.-L. Kim, and M. Debbah, “Spatio-Temporal Network Dynamics Framework for Energy-Efficient Ultra-Dense Cellular Networks,” *Proc. IEEE Global Commun. Conf. (GLOBECOM)*, Washington, D.C., Dec. 2016.
- [22] J. Park, S. Y. Jung, S.-L. Kim, M. Bennis, and M. Debbah, “User-Centric Mobility Management in Ultra-Dense Cellular Networks under Spatio-Temporal Dynamics,” *Proc. IEEE Global Commun. Conf. (GLOBECOM)*, Washington, D.C., Dec. 2016.
- [23] K. Venugopal, M. C. Valenti, and R. W. Heath, Jr, “Interference in Finite-Sized Highly Dense Millimeter Wave Networks,” *Proc. Inform. Theory and Applicat. Workshop (ITA)*, Feb. 2015
- [24] V. Bioglio, F. Gabry and I. Land, “Optimizing MDS Codes for Caching at the Edge,” *Proc. IEEE Global Commun. Conf. (GLOBECOM)*, San Diego, CA, USA, Dec. 2015.
- [25] T. Qiu, Z. Ge, S. Lee, J. Wang, Q. Zhao, and J. Xu “Modeling Channel Popularity Dynamics in a Large IPTV System,” *Proc. ACM SIGMETRICS*, Seattle, WA, USA, pp. 276–286 Jun. 2009
- [26] T. L. Griffiths and Z. Ghahramani, “The Indian Buffet Process: An Introduction and Review,” *J. Mach. Learn. Res.*, vol. 12, pp. 1185–1224, Jul. 2011.
- [27] B. Basseti, M. Zarei, M. C. Lagomarsino, and G. Bianconi, “Statistical mechanics of the “Chinese restaurant process?: Lack of self-averaging, anomalous finite-size effects, and condensation,” *Phys. Rev.*, vol. 80, no. 6, Dec. 2009
- [28] F. Mériaux, S. Lasaulce, and H. Tembine, “Stochastic Differential Games and Energy-Efficient Power Control,” *Dyn. Games and Appl.*, vol. 3, no. 1, pp. 3–23, Mar. 2013.
- [29] S. M. Yu and S.-L. Kim, “Downlink Capacity and Base Station Density in Cellular Networks,” *Proc. IEEE WiOpt Workshop on Spatial Stochastic Models for Wireless Networks (SpaSWiN 2013)*, May. 2013.
- [30] Y. Cao, M. Tao, F. Xu, and K. Liu, “Fundamental Storage-Latency Tradeoff in Cache-Aided MIMO Interference Networks,” available at: <http://arxiv.org/pdf/1609.01826v1.pdf>.