

Sparsely Connected Convolutional Networks

Ligeng Zhu*
Simon Fraser University
lykenz@sfu.ca

Ruizhi Deng*
Simon Fraser University
secondauthor@i2.org

Zhiwei Deng
Simon Fraser University
zhiweid@sfu.ca

Greg Mori
Simon Fraser University
mori@sfu.ca

Ping Tan
Simon Fraser University
pingtan@sfu.ca

Abstract

Residual learning [6] with skip connections permits training ultra-deep neural networks and obtains superb performance. Building in this direction, DenseNets [7] proposed a dense connection structure where each layer is directly connected to all of its predecessors. The densely connected structure leads to better information flow and feature reuse. However, the overly dense skip connections also bring about the problems of potential risk of overfitting, parameter redundancy and large memory consumption. In this work, we analyze the feature aggregation patterns of ResNets and DenseNets under a uniform aggregation view framework. We show that both structures densely gather features from previous layers in the network but combine them in their respective ways: summation (ResNets) or concatenation (DenseNets). We compare the strengths and drawbacks of these two aggregation methods and analyze their potential effects on the networks' performance. Based on our analysis, we propose a new structure named SparseNets which achieves better performance with fewer parameters than DenseNets and ResNets.

more than 100 layers. Inspired by the success of ResNets, DenseNets [7] further propose a densely connected structure that has a skip connection between any two layers and the input to each layer is the concatenation of all the features from previous layers. Such a densely connected structure ensures maximal information flow and facilitates feature reuse as each layer can have direct access to the features from previous layers. DenseNets further push the boundaries of image recognition accuracy by deep neural networks.

Work [18] analyzing the behavior of ResNets see this connection structure as a collection of paths that choose to take each shortcut connection or not and attribute the success of ResNets to the existence of abundant short end-to-end paths. We apply the same method to DenseNets and find that the number and distribution of end-to-end paths in a densely connected structure [7] are the same as a residual connection structure [6] given models with equal depth. Therefore, short paths seems not to be the answer to why DenseNets perform better than ResNets.

To better understand the superior performance of DenseNets, we propose the aggregation view. This reveals that both DenseNets and ResNets densely aggregate features from prior layers and their essential difference is how features are aggregated: ResNets aggregate features by summation and DenseNets aggregate them by concatenation. Many strengths of dense feature aggregation are inherited from those of skip connections including facilitating information and gradient flows as analyzed by previous work [6, 7, 18]. Aggregation by concatenation brings the extra benefits of preserving the original feature maps and giving the model more flexibility to combine the aggregated features. However, the drawbacks of concatenation in dense aggregation structures are also more obvious as the network gets deeper. They include parameter explosion, redundancy and large memory consumption.

To take full advantage of feature aggregation via con-

1. Introduction

Recognizing objects in images is one of the fundamental problems in computer vision. Convolutional neural networks (CNNs) have become the standard approach for this task since the seminal work of AlexNet [11] on large-scale datasets like ImageNet [2].

Recent work [14, 6, 7, 21, 12] address the problem of training deeper neural networks by introducing skip connections between layers. Highway Networks [14] and ResNets [6] create shortcut connections between layers with an identity mapping and are among the first works that successfully trained convolutional neural networks with

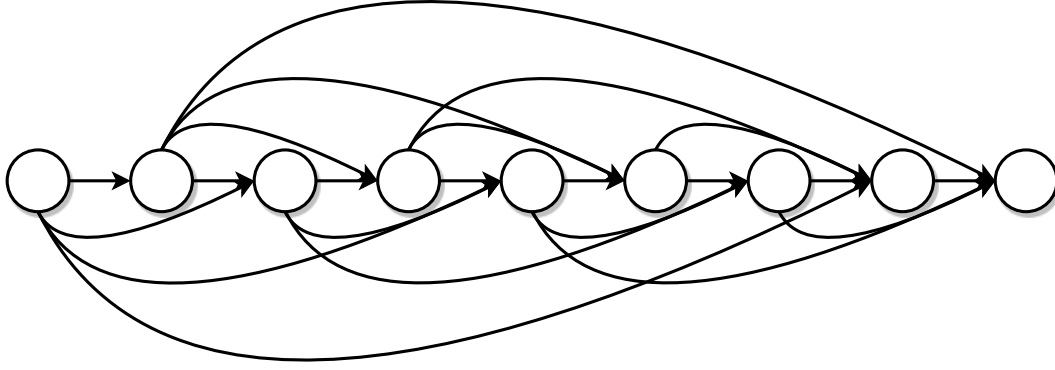


Figure 1: Connection Structure of SparseNets. Each layer is connected to layers having offsets of power of two from it.

catenation, we propose a new structure that sparsely aggregates features from previous layers: each layer only takes features from layers that have exponential offsets away from it. We name this structure sparsely aggregated convolutional networks, or simply, SparseNets. Experimental results on the CIFAR-10 and CIFAR-100 datasets demonstrate that SparseNets are able to achieve comparable performance to current state-of-the-art models with significantly fewer parameters. It also takes fewer trainable weights to build deeper and wider networks with our sparse aggregation structure. As recent work [15] demonstrate that larger capacity is vital for a model to fully exploit an ultra large dataset (300 times larger than ImageNet [2]) and the performance of deep learning models can be further improved, we believe SparseNets can permit further scaling in depth of deep networks.

We summarize our contributions in this paper as follows:

- We proposed the aggregation view that shows the essential similarity and difference between ResNets and DenseNets and use it to explain the performance improvements made by DenseNets over ResNets.
- We propose SparseNets, a simple feature aggregation structure with shortcut paths bypassing exponentially growing number of layers; we also show its empirical effectiveness on standard datasets for image recognition.

The rest of the paper is organized as follows: in Section 2, we review past work related to training deep neural networks and recent network structures with skip connections. The formal definition of the aggregation view and analysis on ResNets and DenseNets are in Section 3. We present SparseNets based on this analysis and elaborate on its components in Section 4. Experiments and evaluation results on the CIFAR-10 and CIFAR-100 datasets are presented in Section 6. We briefly discuss the problems of short paths and parameter redundancy in DenseNets and

SparseNets in Section 7 and conclude the paper with this section.

2. Related works

The difficulties of training deep neural networks are widely acknowledged [1, 3, 5, 9, 14, 19]. Recent work addresses the problems of training deep neural networks with skip connections. Highway networks [14] and ResNets[6] are among the first works that successfully train network structures with more than 100 layers. Both works highlight shortcut connections across nonlinear mappings in network structures. Along each shortcut connection, highway networks introduce two additional gates: a transform gate and a carry gate. They assign weights to the original input and the output of the nonlinear transformation and the final output is the weighted sum. In contrast, ResNets simply take the plain sum of the original input signal and the output of the nonlinear mapping in each of its building block. ResNets are a special case of Highway Networks when both the transform gate and the carry gate always evaluate to one. ResNets achieved both record-breaking network depth and image recognition accuracy on ImageNet [2]. The success of ResNets and Highway Networks reveals the importance of shortcut connections in training ultra deep CNNs. Variants of ResNets [20, 16, 17, 19] emerged following its impressive success. These variants build wider networks with residual connections without making significant changes to the connection pattern of ResNets [6].

DenseNets [7] use a clear and effective skip connection pattern: every pair of two layers is connected by a shortcut path. Such densely connected structure ensures the maximal possible gradient and information flow, promotes feature reuse as it provides the largest numbers of skip connections available in a feed-forward neural network. These benefits come at a heavy cost due to the quadratic asymptotic growth of the number of parameters with respect to the depth of the network. FractalNet [12] defines fractal archi-

textures recursively and creates parallel paths of different length in hierarchy without relying on residual connections.

Yu et al. [21] propose different structures for aggregating the activations across multiple layers in feed-forward neural networks to get a final output that explicitly combines the representation of different hierarchies. Our aggregation view is inspired by their iterative deep aggregation structure. Both their work and ours address the importance of organizing features across layers. However, their work studies new iterative and hierarchical structures of organizing features. By default, their method of combining features is concatenation followed by convolution. In contrast our work studies the effects of densely aggregating features with different aggregation methods in deep neural networks and our studies are based on the effective, state-of-the-art ResNets [6] and DenseNets [7].

Many works study the impacts of end-to-end short paths [18, 19, 8] in ResNets [6]. Deep networks with stochastic depth [18] randomly bypass certain nonlinear transformations in ResNets during training so the back-propagated gradients only go through the identity mappings in some residual blocks. This training algorithm shortens training time and improves test results compared with training the entire ResNet at each step. The unraveled view [18] introduced by Veit et al. treats a ResNet as a collection of short paths. A path either goes through the identity mapping or not at each skip connection. Therefore the total number of end-to-end paths in a residual connection structure with n skip connections is 2^n ; the distribution of path lengths is binomial. Their study also shows that relatively short paths make most of the contribution in terms of predictions and backpropagated gradient flows, so they attribute the success of ResNets to the existence of relatively short paths with depths in an effective range. Wu et al. [19] further point out that the long paths in ResNets [6] can not be trained in an end-to-end manner. The unraveled view and short paths are problems complementary to our work on increasing network depths and analyses of aggregation methods.

3. Aggregation View

To motivate this section, we make the following definitions:

An **aggregation function** $\mathcal{A}(\cdot, \cdot, \cdot, \dots)$ is a function defined recursively by combining the input tensors in the parenthesis in the order they appear to compute its output, i.e., $\mathcal{A}(T_1, T_2, \dots, T_n) = f(T_1, \mathcal{A}(T_2, \dots, T_n))$ for some operation f . Examples of aggregation functions include summation and concatenation.

We define a **nonlinear unit** to be a nonlinear transformation consisting of a consecutive series of common operations in deep neural networks that satisfies the following properties:

- It consists of convolution, rectified linear unit (ReLU), batch normalization and pooling with no restrictions on the number of each operation.
- It takes input from an aggregation function and its output is part of the input to another aggregation function.
- No intermediate operations, except the first and last one, takes input from or feeds output to an aggregation function.

A nonlinear unit is sometimes also referred to as a layer in this paper. We use $F_\ell(\cdot)$ to denote the ℓ^{th} basic unit. x_ℓ denotes its input and y_ℓ denotes the output. The **length of a path** from x_{ℓ_1} to y_{ℓ_2} is the number of basic units along the path.

3.1. Counting Paths in DenseNets

ResNets. The residual block in ResNets [6] consists of a nonlinear unit and a shortcut identity mapping. It can be expressed with the following recursion formula:

$$\begin{aligned} y_\ell &= F_\ell(x_\ell) \\ x_{\ell+1} &= ReLU(y_\ell + x_\ell). \end{aligned} \quad (1)$$

DenseNets. The connection pattern in the densely connected structure [7] can be described by the following recursion formula:

$$\begin{aligned} y_\ell &= F_\ell(x_\ell) \\ x_{\ell+1} &= y_\ell \otimes y_{\ell-1} \otimes \dots \otimes y_1 \end{aligned} \quad (2)$$

i.e., $x_{\ell+1}$ is the concatenation of all previous layers' features from 1 to ℓ . \otimes stands for concatenating two tensors along the channel dimension. Since concatenation is not exchangeable, we require consecutive concatenations to be evaluated from right to left.

We adopt the unraveled view [18] to scrutinize the performance improvements of DenseNets over ResNets from the perspective of short paths. However, we find that under the unraveled view the number and distribution of end-to-end paths in a densely connected structure is the same as the residual connection structure given they have the same number of nonlinear units. We observe that there exists a simple bijective mapping that maps a path in DenseNets to a path with the same length in ResNets. It is worth noting that no path in a densely connected structure can take consecutive skip connections. When a feature map is concatenated with others after going through a skip connection, it must be forwarded into the immediately following basic nonlinear unit instead of taking another skip connection again as is highlighted by the **bold red** arrows in Fig. 2. Therefore, we can map a path in a residual connection structure to a unique path in a densely connected structure with the same length by mapping every sequence of consecutive identity

mappings to a skip connection with the same beginning and end and vice versa. An example of such a mapping is shown in Fig. 3.

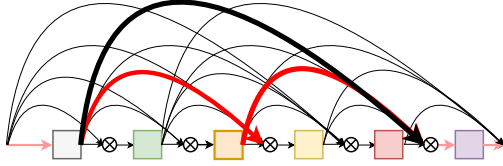


Figure 2: A path cannot take consecutive skip connections.

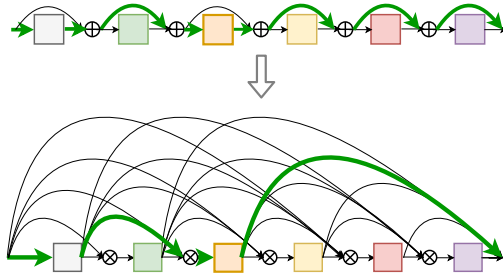


Figure 3: Mapping from a path in ResNets to DenseNets. **Bold green arrows** indicate the connections taken by the path. \oplus stands for the composite of summation and ReLU and \otimes stands for concatenation.

An alternative visualization of DenseNets structure with the same path is presented in Fig. 4 to help better illustrate the mapping. In this visualization, the output of a basic unit is directly concatenated with its input via a shortcut connection and the concatenated tensor becomes the input to the next unit.

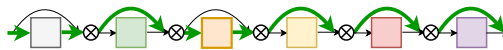


Figure 4: An alternative visualization of DenseNets.

3.2. ResNets & DenseNets Under Aggregation View

While DenseNets have many more shortcut connections and parameters than ResNets, their numbers and distributions of end-to-end paths are strikingly similar. This similarity calls for both a revisit of ResNets and other explanations for the effectiveness of DenseNets. Inspired by the work of deep layer aggregation [21], we propose an aggregation view that encompasses both ResNets and DenseNets in the same framework and reveals an essential difference that can explain the superior performance of ResNets over DenseNets.

Recall the definition of residual connection in Eq. 1. We define a new operator \oplus to simplify the notation. \oplus sign

stands for a function that sums two input tensors and only takes the positive parts. The recursion formula for residual connection can be simplified as the following equation:

$$x_{\ell+1} = F_{\ell}(x_{\ell}) \oplus x_{\ell} \quad (3)$$

The same recursion formula can be applied to x_{ℓ} as well and we get

$$\begin{aligned} x_{\ell+1} &= F_{\ell}(x_{\ell}) \oplus x_{\ell} \\ &= F_{\ell}(x_{\ell}) \oplus (F_{\ell-1}(x_{\ell-1}) \oplus x_{\ell-1}) \\ &= F_{\ell}(x_{\ell}) \oplus F_{\ell-1}(x_{\ell-1}) \oplus \dots \oplus F_1(x_1) \\ &= y_{\ell-1} \oplus y_{\ell-2} \oplus \dots \oplus y_1. \end{aligned} \quad (4)$$

Similar to Eq. 2, we also require consecutive \oplus operations to be evaluated from right to left.

By replacing the \oplus with concatenation \otimes , we get exactly Eq. 2, the basic formula of DenseNet structure. This result draws a second similarity between DenseNets and ResNets: The output of each basic unit is the result of a nonlinear transformation applied to the aggregation of all the features from the previous units. Using the notation of aggregation function, the recursion formula for DenseNets and ResNets can both be written as:

$$\begin{aligned} y_{\ell} &= F_{\ell}(x_{\ell}) \\ x_{\ell+1} &= \mathcal{A}(y_{\ell}, y_{\ell-1}, \dots, y_1) \end{aligned} \quad (5)$$

or simply

$$y_{\ell+1} = F_{\ell+1}(\mathcal{A}(F_{\ell}, F_{\ell-1}, \dots, F_1)) \quad (6)$$

We call this way of computing the feature map of one layer by aggregating the feature maps of previous layers the **aggregation view**. Since both DenseNets and ResNets aggregate all the features from the previous basic units, we call both of them dense aggregation structures. However, the most significant difference under the aggregation view is the way features are aggregated. ResNets aggregate the features through summation while DenseNets aggregate them via concatenation. Our analysis of DenseNets' excellent performance is largely based on this insight.

3.3. Dense Feature Aggregations

The success of training networks with more than 100 layers using DenseNet and ResNet structures can be partially attributed to dense feature aggregation. Since dense feature aggregation can create lots of shortcut connections, its strengths have been studied in many past works [7, 6, 18, 19]. In summary, the dense feature aggregation allows each nonlinear layer to be directly supervised by the output layer during training; it relieves the gradient vanishing and exploding problems. From the forward propagation perspective, dense feature aggregation makes it possible for the feature of each layer to be accessed by latter layers without any intermediate nonlinear transformation units.

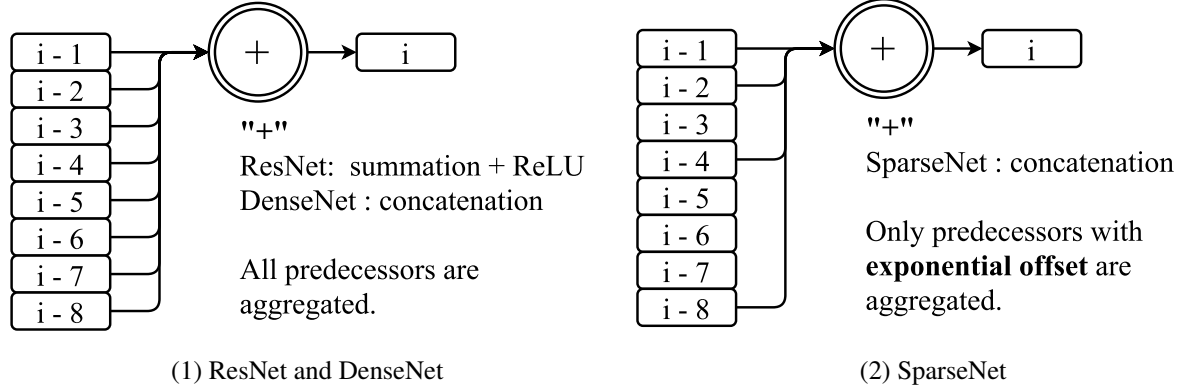


Figure 5: ResNet, DenseNet and SparseNet under aggregation view. The key difference between ResNet and DenseNet is the aggregation method. SparseNet follows the aggregation method of DenseNet, but only layers with exponential offsets are gathered.

However, dense feature aggregation also comes with many drawbacks. These drawbacks appear in different forms in the ResNet-styled aggregation by summation and the DenseNet-styled aggregation by concatenation. Theoretically speaking, it is impossible to disentangle each one of a set of features after taking their sum. The aggregation by recursive summation and ReLU in ResNets prevents individual features from previous layers to be directly accessed by subsequent layers in their original forms. Corruption and washing-out of the information carried by feature maps accumulate as the number of features maps summed grows linearly. The way of combining features is also hard-coded in the design of ResNets, giving the model seemingly little flexibility to learn to combine the features by itself.

In contrast, the aggregation style of DenseNets combines the features through direct concatenation which preserves the original form of the features from previous layers no matter how far they are. The model also has the potential to learn optimal linear combinations of the input feature maps. The better performance and parameter efficiency of DenseNets than ResNets can be explained by the advantage of concatenation over summation. However, aggregation by concatenation has its own problems: The numbers of skip connections and required parameters grows at the asymptotic rate of $O(N^2)$ where N is the number of basic units in a dense aggregation structure. This asymptotically quadratic growth rate brings about higher risk of overfitting and practical problems in settings with limited computing resources when we design deeper networks. Experiments also show that it is hard for the model to make full use of all the parameters and dense skip connections. In the original work of DenseNets [7], a large fraction of the skip connections have average absolute weights of convolution filters close to zero. This result implies that the feature maps aggregated by these skip connections are not fully exploited.

In summary, DenseNet uses a better aggregation func-

tion, concatenation, than the summation used by ResNets. However, DenseNets can easily become overly dense from the aggregation view perspective.

4. SparseNets

Based on the analysis of dense aggregation structures in ResNets and DenseNets, we propose simple feature aggregation schemes that retain the strengths of concatenation but avoid its drawbacks by gathering previous layers' features sparsely: Each basic unit only takes features from layers that are behind it by offsets of powers of two.

$$y_\ell = F_\ell(F_{\ell-1} \otimes F_{\ell-2} \otimes F_{\ell-4} \otimes F_{\ell-8} \otimes \dots \otimes F_{\ell-2^k}) \quad (7)$$

where k is the largest non-negative integer such that $2^k < \ell$. We name this aggregation structure Sparsely Aggregated Convolutional Networks, or SparseNets. It is worth noting that the number of features aggregated by the ℓ^{th} nonlinear unit is asymptotically $O(\log \ell)$. Considering the slow growth of logarithm functions, this number can be bounded by a relatively small constant in most modern deep neural network models.

4.1. Network Details

Non-linear Unit in SparseNets is the composition of batch normalization, ReLU and a convolution layer with kernel size 3 and stride 1.

Transition Unit. Feature downsampling is an essential component of convolutional neural networks to learn hierarchical representations from data. Downsampling is usually implemented by strided convolution or pooling. In SparseNet, we adopt the same average pooling method as DenseNets [7]. Since feature aggregation or skip connections cannot be made across downsampling operations, they divide a convolutional neural network into several large blocks of basic nonlinear units and feature aggregation

structures, namely ResNets, DenseNets and SparseNets, are only applied within each block. We call the sequence of operations, including downsampling, between two blocks of nonlinear units a **transition unit**. Similar to DenseNets, we divide our SparseNets models into three blocks with equal depth.

Output channel number is the number of channels of the feature maps produced by each nonlinear transforming unit. A fixed and relatively small number, e.g. 12 or 24, of output channels is used across all blocks of DenseNets; the number of output feature map channels doubles across each block of ResNets, e.g. (32,64,128). Since the number of feature maps aggregated by each layer in SparseNets is relatively small, it can adopt the output channel number schemes of both ResNets and DenseNets with controllable numbers of input channels to each layer in a deep model. The number of output channels is denoted by k .

Bottleneck structure and compressing transition are structures adopted by ResNets and DenseNets to reduce the number of parameters and improve computation efficiency. DenseNets and ResNets both introduce a similar **bottleneck structure**. The bottleneck structures in both of them first use a 1×1 filter to reduce the number of channels of the input tensor before convolving it with filters of a larger size. To make the size of output compatible with the input for element-wise summation, ResNets applies another 1×1 filter to increase the number of feature map channels. To make the model even more compact, DenseNets also explicitly compress the number of feature map channels in each transition unit by introducing a compression factor of θ . Suppose the number of output channels from the previous DenseNets block is m . The number of output channels of the transition unit is $\lfloor \theta m \rfloor$. While we also conducted experiments on SparseNets with the same bottleneck structures and compressing transition units as DenseNets, the better parameter efficiency of our model is mainly due to the replacement of overly dense aggregation structures with sparse aggregation. SparseNets models with bottleneck and compression structures with $\theta = 0.5$ are denoted by *SparseNets-BC* in Tab. 1.

5. Implementation Details

We implemented our models in the PyTorch framework [13]. SGD is used as the optimizer with mini-batch 64 on single GPU (unless GPU memory limit is exceeded). We set weight decay to 0.0001 with Nesterov momentum 0.9 and train the model for 300 epochs. Following the schedule from the Torch implementation of ResNet [4]¹, the learning rate starts from 0.1 and is divided by 10 two times at epoch 150 and 300. We adopt the standard weight initialization [5]. All experiments are trained on a server with an

Intel i7-6700k CPU and NVIDIA GTX 1080 Ti GPUs.

In DenseNet’s official implementation, they achieve dense connections by simply concatenating the outputs of the current layer with the input. Our implementation of DenseNets and SparseNets aggregate features by directly concatenating them from the outputs of layers.

CIFAR Dataset. A convolution with the number of filters equal to the number of output channels is performed on the input images. Experiments on the CIFAR dataset set the first convolution kernel size to be 3×3 , and has three main blocks of the same number of layers after first convolution layer. There are two types of convolutional kernels in each main blocks: 3×3 and 1×1 . The 3×3 convolution layers have one pixel padded on both sides to keep the size of the feature maps fixed. The 1×1 convolutional layers are used before 2×2 average pooling in a transition unit between two contiguous main blocks. The size of the feature maps are 32×32 , 16×16 and 8×8 respectively. To make a fair comparison, all experiment settings on plain DenseNet and DenseNet-BC structures in the original work [7] are preserved. Further, we also evaluate models with other configurations including $\{L = 40, k = 36\}$, $\{L = 100, k = 36\}$ and $\{k = 16, 32, 64\}$ to compare DenseNets and SparseNets where L is the depth of the network and k is the number of output channels.

6. Experiments

We demonstrate the effectiveness of SparseNets through image classification task on the CIFAR datasets [10] and compare it with the current state-of-the-art models, namely ResNets [6], DenseNets [7]. The image classification accuracy appears to saturate on some large SparseNets and DenseNets models when we continue increasing model depth or output channel number. However, we think the saturation is not caused by the limit of model capacity but the dataset and task complexity based on our experimental results.

6.1. Datasets

CIFAR: Both the CIFAR-10 and CIFAR-100 datasets [10] have 50,000 training images and 10,000 testing images with size of 32×32 pixels. We hold out 5,000 images from the training set for validation. CIFAR-10 (C10) and CIFAR-100 (C100) have 10 and 100 classes respectively. The mark + indicates standard data augmentations including mirroring and shifting which are used in [7]. For preprocessing, we normalize the data by the channel means and standard deviation. We train the model for 300 epochs with batch size 64. All SparseNets models are trained on a single GPU without any memory optimization. The training of most DenseNets models are also run on a single GPU, except the ones exceeding single GPU memory limit, e.g. DenseNet-BC-250-24 on 2 GPUs, DenseNet-BC-190-40 on 2 GPUs.

¹<https://github.com/facebook/fb.resnet.torch>

Method	Depth	Params	C10+	C100+
ResNet [6]	110	1.7M	6.61	-
ResNet(pre-activation)[6]	164	1.7M	5.46	24.33
ResNet(pre-activation)[6]	1001	10.2M	4.62	22.71
Wide ResNet [22]	16	11.0M	4.81	22.07
Fractal [12]	21	38.6M	5.52	23.30
DenseNet (k=12)[7]	40	1.1M	5.39*	24.79*
DenseNet (k=12)[7]	100	7.2M	4.28*	20.97*
DenseNet (k=24)[7]	100	28.28M	4.04*	19.61*
DenseNet-BC (k=12)[7]	100	0.8M	4.68*	22.62*
DenseNet-BC (k=24)[7]	250	15.3M	3.65	17.6
DenseNet-BC (k=40)[7]	190	25.6M	3.75*	17.53*
SparseNet (k=24)	40	0.76M	5.13	24.65
SparseNet (k=24)	100	2.52M	4.64	22.41
SparseNet (k=36)	100	5.65M	4.34	20.50
SparseNet (k=16, 32, 64)	100	7.22M	4.11	19.49
SparseNet (k=32, 64, 128)	100	27.72M	3.88	18.80
SparseNet-BC (k=24)	100	1.46M	4.03	22.12
SparseNet-BC (k=36)	100	3.26M	3.91	20.31
SparseNet-BC (k=16, 32, 64)	100	4.38M	-	19.71
SparseNet-BC (k=32, 64, 128)	100	16.72M	-	17.71

Table 1: Experiments and comparison of SparseNets, DenseNets, ResNets and their variants. Results marked * are from our implementation.

All the models are evaluated on the test sets of CIFAR-10 or CIFAR-100.

6.2. Results on CIFAR

Accuracy & Parameter Efficiency. We observe that the performance gain of DenseNets is mainly due to deeper structure and especially more output channels. The densely connected structure brings efficient reuse of the features but also limits the network to go deeper as the large parameter count heavily taxes computational resources. As shown in Tab. 1, the number of parameters increases by 6 times when depth grows from $L = 40$ to $L = 100$, 3 times when the number of output channels doubles. We can imagine that if we simply go deeper with the DenseNet structure, the number parameters can easily exceed the memory limit of most GPU servers and brings risk of overfitting. While the ResNets structure does not have the problem of parameter explosion, it might suffer from greater information loss. In contrast, SparseNets has neither issue. The original feature maps are kept after aggregation by concatenation while the parameter number growth rate is logarithmic. We can safely build deeper models and increase the number of output channels.

The experimental results on CIFAR [10] are reported in Tab. 1. There are two obvious general trends in the results. First, SparseNet usually requires fewer parameters than DenseNet when they have close performance. Most notably, DenseNet setting $L = 40$, $k = \{16, 32, 64\}$ re-

quires 1.1 million parameters to achieve error rate 24.79% on CIFAR100+, while SparseNet can achieve a similar error rate 24.65% in setting $L = 40$, $K = 24$ with only 0.76 million parameters. On the same dataset, the smallest number of parameters required by DenseNets to get an error rate smaller than 20% is more than 15 million but SparseNet only requires less than 7 million. The second is when having comparable numbers of parameters, SparseNet have higher accuracy. When both networks have less than 15 million parameters, SparseNet always outperforms DenseNet with similar number of parameters. For example, DenseNet-100-12 has 7.2M parameters with error rate 20.97, while SparseNet-100- $\{16, 32, 64\}$ has 6.78M parameters with error rate 19.71. Counter examples do exist, such as the comparison between SparseNet-BC-100- $\{32, 64, 128\}$ and DenseNet-BC-250-24. The latter model performs slightly better than the previous one with less parameters (17.71 vs 17.53). We argue this is an example of performance saturation considering DenseNet-BC-190-40 only has slightly higher accuracy than DenseNet-BC-250-24 with much more parameters (25.6 million vs 15.3 million) and it should result from the nature of the task of image classification on the CIFAR-100 dataset (17.53 vs 17.6). These two general trends are summarized in the parameter-performance plot in Fig. 6.

7. Discussion and Conclusions

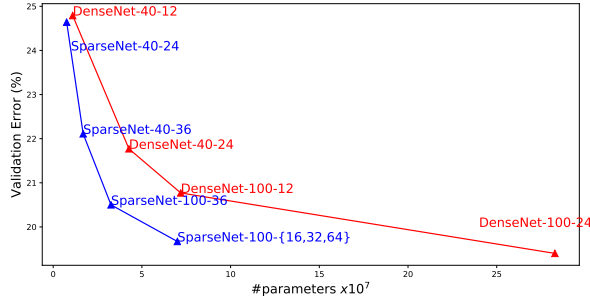


Figure 6: Comparison between DenseNets and SparseNets (without bottleneck and compression) on top 1% error and number of parameters with different configurations.

7.1. Feature Reuse and Parameter Redundancy

The original DenseNets work [7] conducts a simple experiment to investigate how well a trained network reuses features across layers. In short, for layer ℓ in each densely connected block, they compute the average absolute weights of the part of the filters that convolves with each previous layer's feature. The averaged absolute weights are rescaled between 0 and 1 for each layer ℓ . The k^{th} normalized value implies the relative dependency of the feature of layer ℓ on the feature of layer k compared to other layers. The experiments are performed on a DenseNet consisting of 3 blocks with $l = 40$ and $k = 12$. We perform a similar experiment on a SparseNets model with the same configuration. The results are plotted as heat maps in Fig. 7. We also include the heat maps of the experiment on DenseNets [7] for comparison.

In this heat map, a red pixel at location (ℓ, k) indicates layer ℓ makes heavy use of the features of layer k and a blue pixel indicate relatively little usage. A white pixel indicates there is no direct connection between layer ℓ and layer k . We made the following observations from the heat maps:

- Most of the non-white pixels in the heat map of SparseNets are close to red, indicating that each layer takes full advantage of all the features it directly aggregates. It also indicates almost all the parameters are fully exploited, leaving little parameter redundancy. This result is not surprising considering the high parameter-performance efficiency of our model.
- In general, the pixel value at position (ℓ, k) in DenseNets decreases as the offset between ℓ and k gets larger. However, such a decaying trend does not appear in the heat map of SparseNets, implying that layers in SparseNets have better ability to extract useful features from preceding layers of long distance.

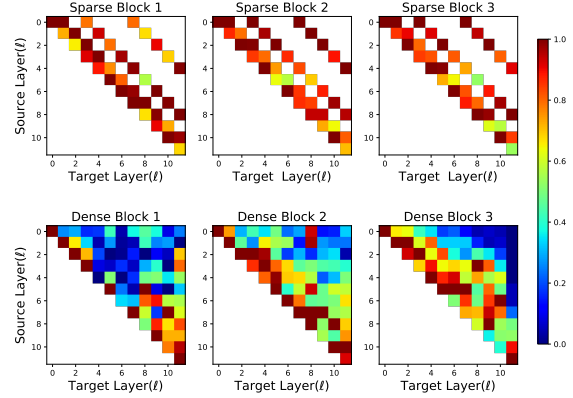


Figure 7: The average absolute filter weights of convolutional layer in trained DenseNet and SparseNet. The color pixel (s, ℓ) indicates the weights average of connection from layer s to ℓ within a block. The first row encodes the weights attached to the first input layer of Dense/Sparse Block.

7.2. Short Path Revisited

The work of Veit et al. [18] reveals the vitality of short end-to-end paths in ResNets for backpropagated gradient flows to train the model. DenseNets [7] casts light on the importance of direct skip connections between layers for information flow and feature reuse. Compared with DenseNets, there is no direct access or path of 0 length between some pairs of layers in SparseNets. However, the shortest path that connects y_ℓ and $x_{\ell+n}$ is of length at most $\lceil \log_2 n \rceil$. Intuitively, the longer the path between two layers is, the more likely information is corrupted and washed out when propagated along this path. In most network depth settings, $\lceil \log_2 n \rceil$ is bounded above by a small number. Therefore, even a layer in a SparseNet does not have direct access to a previous feature map, the shortest path between two layers could still propagate these features without too much cost. Similar arguments can be applied to supervision by backward gradients.

Veit et al. [18] also proposes the concept of effective depth, the range of end-to-end short path depths that contributes most of the gradients during backpropagation. However, many end-to-end paths in ResNets still have depths smaller than this effective range. While whether network training can benefit from directly supervising low level features with the final loss remains an open problem, SparseNets significantly reduce the number of overly short paths with length below the proposed effective depth range. In fact, in most cases of SparseNets, there's no short path that can directly backpropagate the gradients from the output to the input without going through any non-linear transformation. Further explorations on these related problems are left as future work.

7.3. Conclusion

We propose the aggregation view that relates the features of each layer in a deep neural network to the aggregated features of previous layers. The aggregation view provides us with a uniform framework to scrutinize the superb performance of ResNets and especially DenseNets. Based on our analysis, we proposed a new and simple feature aggregation scheme called Sparsely Aggregated Convolutional Networks: Each layer only gathers features from layers that are powers of two layers from it. Our model can outperform the current state-of-the-art networks with fewer parameters.

References

- [1] Y. Bengio, P. Simard, and P. Frasconi. Learning long-term dependencies with gradient descent is difficult. *IEEE transactions on neural networks*, 5(2):157–166, 1994.
- [2] J. Deng, W. Dong, R. Socher, L.-J. Li, K. Li, and L. Fei-Fei. Imagenet: A large-scale hierarchical image database. In *Computer Vision and Pattern Recognition, 2009. CVPR 2009. IEEE Conference on*, pages 248–255. IEEE, 2009.
- [3] X. Glorot and Y. Bengio. Understanding the difficulty of training deep feedforward neural networks. In *Proceedings of the Thirteenth International Conference on Artificial Intelligence and Statistics*, pages 249–256, 2010.
- [4] S. Gross and M. Wilber. Training and investigating residual nets. 2016.
- [5] K. He, X. Zhang, S. Ren, and J. Sun. Delving deep into rectifiers: Surpassing human-level performance on imagenet classification. In *Proceedings of the IEEE international conference on computer vision*, pages 1026–1034, 2015.
- [6] K. He, X. Zhang, S. Ren, and J. Sun. Deep residual learning for image recognition. In *Proceedings of the IEEE conference on computer vision and pattern recognition*, pages 770–778, 2016.
- [7] G. Huang, Z. Liu, K. Q. Weinberger, and L. van der Maaten. Densely connected convolutional networks. *arXiv preprint arXiv:1608.06993*, 2016.
- [8] G. Huang, Y. Sun, Z. Liu, D. Sedra, and K. Q. Weinberger. Deep networks with stochastic depth. In *European Conference on Computer Vision*, pages 646–661. Springer, 2016.
- [9] S. Ioffe and C. Szegedy. Batch normalization: Accelerating deep network training by reducing internal covariate shift. In *International Conference on Machine Learning*, pages 448–456, 2015.
- [10] A. Krizhevsky and G. Hinton. Learning multiple layers of features from tiny images. 2009.
- [11] A. Krizhevsky, I. Sutskever, and G. E. Hinton. Imagenet classification with deep convolutional neural networks. In *Advances in neural information processing systems*, pages 1097–1105, 2012.
- [12] G. Larsson, M. Maire, and G. Shakhnarovich. Fractalnet: Ultra-deep neural networks without residuals. *CoRR*, abs/1605.07648, 2016.
- [13] A. Paszke, S. Chintala, R. Collobert, K. Kavukcuoglu, C. Farabet, S. Bengio, I. Melvin, J. Weston, and J. Mariethoz. Pytorch: Tensors and dynamic neural networks in python with strong gpu acceleration, may 2017.
- [14] R. K. Srivastava, K. Greff, and J. Schmidhuber. Highway networks. *arXiv preprint arXiv:1505.00387*, 2015.
- [15] C. Sun, A. Shrivastava, S. Singh, and A. Gupta. Revisiting unreasonable effectiveness of data in deep learning era. *arXiv preprint arXiv:1707.02968*, 1, 2017.
- [16] C. Szegedy, S. Ioffe, V. Vanhoucke, and A. A. Alemi. Inception-v4, inception-resnet and the impact of residual connections on learning. In *AAAI*, pages 4278–4284, 2017.
- [17] S. Targ, D. Almeida, and K. Lyman. Resnet in resnet: generalizing residual architectures. *arXiv preprint arXiv:1603.08029*, 2016.
- [18] A. Veit, M. J. Wilber, and S. Belongie. Residual networks behave like ensembles of relatively shallow networks. In *Advances in Neural Information Processing Systems*, pages 550–558, 2016.
- [19] Z. Wu, C. Shen, and A. v. d. Hengel. Wider or deeper: Revisiting the resnet model for visual recognition. *arXiv preprint arXiv:1611.10080*, 2016.
- [20] S. Xie, R. Girshick, P. Dollár, Z. Tu, and K. He. Aggregated residual transformations for deep neural networks. *arXiv preprint arXiv:1611.05431*, 2016.
- [21] F. Yu, D. Wang, and T. Darrell. Deep layer aggregation. *arXiv preprint arXiv:1707.06484*, 2017.
- [22] S. Zagoruyko and N. Komodakis. Wide residual networks. *CoRR*, abs/1605.07146, 2016.