

# EmbedRank: Unsupervised Keyphrase Extraction using Sentence Embeddings

Kamil Bennani-Smires\*  
Artificial intelligence and machine  
learning group, Swisscom  
kamil.bennani-smires@swisscom.  
com

Claudiu Musat  
Artificial intelligence and machine  
learning group, Swisscom  
claudiu.musat@swisscom.com

Martin Jaggi  
EPFL  
martin.jaggi@epfl.ch

Andreea Hossmann  
Artificial intelligence and machine  
learning group, Swisscom  
andreea.hossmann@swisscom.com

Michael Baeriswyl  
Artificial intelligence and machine  
learning group, Swisscom  
michael.baeriswyl@swisscom.com

## ABSTRACT

Keyphrase extraction is the task of automatically selecting a small set of phrases that best describe a given free text document. Keyphrases can be used for indexing, searching, aggregating and summarizing text documents, serving many automatic as well as human-facing use cases. Existing supervised systems for keyphrase extraction require large amounts of labeled training data and generalize very poorly outside the domain of the training data. At the same time, unsupervised systems found in the literature have poor accuracy, and often do not generalize well, as they require the input document to belong to a larger corpus also given as input. Furthermore, both supervised and unsupervised methods are often *too slow* for real-time scenarios and suffer from *over-generation*.

Addressing these drawbacks, in this paper, we introduce an unsupervised method for keyphrase extraction from single documents that leverages sentence embeddings. By selecting phrases whose semantic embeddings are close to the embeddings of the whole document, we are able to separate the best candidate phrases from the rest. We show that our embedding-based method is not only *simpler*, but also *more effective* than graph-based state of the art systems, achieving higher F-scores on standard datasets. Simplicity is a significant advantage, especially when processing large amounts of documents from the Web, resulting in considerable speed gains.

Moreover, we describe how to increase coverage and diversity among the selected keyphrases by introducing an embedding-based maximal marginal relevance (MMR) for new phrases. A user study including over 200 votes showed that, although reducing the phrase semantic overlap leads to no gains in terms of F-score, our diversity enriched selection is preferred by humans.

## CCS CONCEPTS

• **Computing methodologies** → **Natural language processing**; **Information extraction**; *Unsupervised learning*;

## KEYWORDS

keyphrase extraction, sentence embeddings

## 1 INTRODUCTION

Document keywords and keyphrases are very valuable pieces of information: they can enable faster and more accurate search in large text collections, serve as condensed document summaries, and can be used for many additional applications, such as categorization of documents. Due to their high practical utility and the only moderate quality of existing keyphrase extraction schemes, it remains crucial to devise efficient and effective methods for automating keyphrase extraction.

Many applications require aggregating insights from large amounts of textual data, typically coming from social media. In this context, for industrial use, a special attention is paid to the speed of the keyphrase extraction. Having the insights in real time is a hard constraint and the keyphrase extraction cannot lag behind. Moreover, to have clarity in these overview use cases, keyphrases must be non-overlapping. Keyphrase over-generation is a phenomenon that affects most existing systems. It consists in extracting keyphrases that express the same idea and could be replaced by a single concept, for instance "*European Commission*" and "*Commission*". In word-based systems, due to over-generation, many of the extracted keyphrases are not key at all, and are only selected because they contain certain words. In this work, we address the keyphrase extraction speed and over-generation problems with a new unsupervised algorithm.

By definition, keyphrase extraction aims at selecting a limited set of phrases that most accurately represent a given document, regardless of its domain. Keyphrases are best described by two important properties, which have been consistently identified throughout the corresponding literature. Firstly, keyphrases should be *well-formed phrases*, that is, sequences of words which are grammatically valid and semantically complete. Secondly, keyphrases should be *informative*, they should be "related to the main topics discussed in a given document" [8]. A third crucial property, *coverage*, requires the set of keyphrases to cover the majority of the main topics in the document [13].

Automatic keyphrase extraction can be performed in a supervised or an unsupervised fashion. Supervised keyphrase extraction always requires the existence of a (large) annotated corpus of both documents and their manually selected keyphrases to train on - a very strong requirement in most cases. In addition, supervised methods perform poorly outside of the domain represented by the training corpus - a sizable issue, considering that the domain of

\*Work done while being a student at EPFL

new documents may not be known at all. Unsupervised keyphrase extraction addresses such information-constrained environments in one of two ways: (1) by relying on in-corpus statistical information (e.g. the inverse document frequency of the words), as well as the current document; (2) by only using information extracted from the current document.

We propose EmbedRank - an unsupervised method for automatically extracting keyphrases from a document, that is both simple and *only requires the current document itself*, rather than an entire corpus that this document may be linked to. EmbedRank extracts generic, domain-independent keyphrases, by leveraging the power of sentence and document embeddings. Moreover, an additional salient feature of EmbedRank is that it is able to minimize semantic redundancy among keyphrases, thus insuring the coverage property while keeping succinctness. It does so by considering the set of extracted keyphrases as a whole, instead of treating each keyphrase independently. Many real world applications consume feeds of fresh (media) data to identify trends. In this setting, instead of creating artificial groups of documents it is preferable to treat documents individually.

Our method relies on notable new developments in text representation learning [10, 12, 19], which are methods that embed documents or word sequences of arbitrary length into the same continuous vector space. This opens the way to computing semantic relatedness between text fragments by using the induced similarity measures in the feature space. Using these semantic text representations, we will be able to ensure the two most challenging properties of keyphrases: The distance between the embedding of a candidate phrase and that of the full document defines the informativeness of the phrase; while the distances among candidate phrases themselves expresses diversity or coverage.

Despite its computational simplicity, in a traditional F-score evaluation EmbedRank clearly outperforms the current state of the art (complex graph-based methods [14, 22, 24]) on two out of three commons datasets for keyphrase extraction. We argue that the method’s lower performance on the third dataset is due to the document length and that EmbedRank is well suited for short documents that are typically found online.

Moreover, we complemented our evaluation by studying the effects of diversity on the keyphrases generated by EmbedRank. We did that by conducting a user study in which participants were presented two sets of keyphrases: one featuring very diverse keyphrases, and another one featuring no diversity at all.<sup>1</sup> Our results show that users prefer keyphrases with the diversity property. It is important to note that this aspect cannot be captured by common F-score based evaluation.

Summarizing, our contributions to the field of automatic keyphrase extraction are threefold. Firstly, we show that keyphrases based on embeddings are competitive as we improve the state of the art in traditional F-score based evaluation. Secondly, we eliminate semantically overlapping phrases in order to reduce redundancy and increase the diversity of the extracted keyphrases. This makes the resulting keyphrases particularly suitable for, e.g. summarization or other settings where users directly see the keyphrases. Finally,

to the best of our knowledge, we are the first to present an unsupervised method based on phrase and document embeddings for keyphrase extraction, as opposed to standard individual word embeddings.

The paper is organized as follows. Related work on keyphrase extraction and sentence embeddings is presented in Section 2. In Section 3 we present how our method works. An enhancement of the method allowing us to gain a control over the redundancy of the extracted keyphrases is then described in Section 4. Finally, Section 5 contains the different experiments that we performed.

## 2 RELATED WORK

Keyphrase extraction methods roughly fall into two categories: supervised and unsupervised. Here we focus on unsupervised methods, as they are superior in many ways (domain independence, no training data) and represent the state of the art in performance. A comprehensive, albeit slightly dated survey is available [8]. As EmbedRank relies heavily on (sentence) embeddings, we also discuss the state of the art in this area in the second part of this section.

### 2.1 Unsupervised Keyphrase Extraction

Unsupervised keyphrase extraction comes in two flavors: corpus-dependent [24] and corpus-independent [13, 14, 24].

**Corpus-dependent methods**, as the name implies, rely on corpus-based features, such as inverse document frequency (IDF). The corpus or collection of documents has a considerable effect on the extracted keyphrases. For example, with a corpus of linear algebra papers, the phrase *matrix* from a target document will likely never be extracted as a keyphrase. However, with a more generic scientific corpus, the phrase *matrix* could potentially be extracted from the target document. This results in a source of instability that corpus-independent methods are not subject to.

**Corpus-independent methods**, including our proposed method, require no other inputs than the one document from which to extract keyphrases. Most such existing methods are graph-based, with the notable exceptions of KeyCluster [13] and TopicRank [2]. Graph-based keyphrase extraction was first introduced with TextRank [14]. The target document is represented as a graph, in which nodes represent words and edges represent the co-occurrence of the two endpoint words inside some window. The edges may be weighted, like in SingleRank [24], where the number of co-occurrences give the edge weights. The words (or nodes) are scored using some node ranking metric, such as degree centrality or PageRank [18]. Scores of individual words are then aggregated (e.g. by simple summation [14, 22, 24]) into scores of multi-word phrases. Finally, sequences of consecutive words which respect a certain sequence of part-of-speech tags are considered as candidate phrases and ranked by their scores.

More recently, WordAttractionRank [22] followed an approach similar to SingleRank [24], the major difference being a new weighting scheme for edges between two words that incorporate the distance between their word embedding representation. [5] instead uses node weights preferring words appearing earlier in the text.

Departing from the widespread graph approaches, KeyCluster [13] introduces a clustering-based approach. The words present in the target document are clustered and, for each cluster, one word

<sup>1</sup>We can easily regulate the amount of diversity by setting extreme values for the single diversity hyperparameter  $\lambda$ , as described in Section 4.

is selected as an “exemplar term”. Candidate phrases are filtered as before, using the sequence of part-of-speech tags and, finally, candidates which contain at least one exemplar term are returned as the keyphrases.

TopicRank [2] combines the graph and clustering-based approaches. Candidate phrases are first clustered, then a graph where each node represents a cluster is created. The top  $N$  clusters are found using a centrality metric and the keyphrases are computed by selecting the most representative member of each cluster. Clustering the candidate phrases reduces redundancy and improves diversity. However, TopicRank clusters phrases based on the percentage of shared words, resulting in e.g., “*fantastic teacher*” and “*great instructor*” not being clustered together, despite expressing the same idea.

EmbedRank differs from the aforementioned methods as it represents both the document and all candidate phrases as vectors in a high-dimensional space, relying on state-of-the-art semantic document embedding methods beyond simple averaging of word vectors. In the resulting vector space, we can therefore compute meaningful distances between a candidate phrase and the document (for informativeness), as well as the semantic distance between candidates (for diversity).

## 2.2 Word and Sentence Embeddings

Word2Vec [15] and related methods marked a very impactful advancement in representing words as vectors in a continuous vector space. Representing words with vectors in moderate dimensions solves several major drawbacks of the classic bag-of-words representation, including the lack of semantic relatedness between words and the very high dimensionality (size of the vocabulary). Word2Vec offers two variants for learning an embedding vector (continuous representation) for each word: the continuous bag-of-words model (CBOW) and the continuous skip-gram model. Both are trained in an unsupervised fashion on very large text datasets and infer a continuous representation of the words by either solving the task of predicting the current word based on the context (surrounding words) for CBOW, or by predicting the context using the current word for skip-gram. Other word embedding methods include GloVe [20] and FastText [1], the latter being an extension of CBOW, which takes into account character-level information. Word vectors derived by Word2Vec exhibit very interesting properties, capturing the semantic relatedness of words. For instance, translation properties of semantically related word pairs are reflected, such as the positions of the word vectors in the embedding space closely satisfying e.g. *Paris - France + Italy  $\approx$  Rome*, or *big - bigger + small  $\approx$  smaller*.

While the above methods yield word representations, different methods are needed for representing entire sentences or documents. We briefly describe the most popular methods and refer the reader to, e.g., [3, 19], for a more exhaustive survey. Skip-Thought [10] provides sentence embeddings by means of recurrent neural networks, trained to predict neighboring sentences. Paragraph Vector [12] finds paragraph embeddings using an unordered list of paragraphs. The approach is, in essence, CBOW on the paragraph level: Paragraph Vector learns both word and paragraph embeddings by predicting the current word based on the context and by adding a

particular “paragraph token” to represent the current paragraph. The method can be generalized to also work on sentences or entire documents, turning paragraph vectors into more generic document vectors[11].

Sent2Vec [19] uses word n-gram features to produce sentence embeddings, analogously to using character subsequences to improve word embeddings, as in FastText [1]. It produces word and n-gram embedding vectors, which are specifically trained such that they can be additively combined into a sentence embedding, as opposed to general word-vectors. As above, Sent2Vec also employs a CBOW-type unsupervised training objective, with the difference of taking the full sentence as context. This results in much faster inference time than Paragraph Vector [12] or Skip-Thought [10].

Similarly to recent word and document embeddings, Sent2Vec reflects semantic relatedness between phrases when using standard similarity measures on the corresponding vectors. This property is at the core of our method, as we show it outperforms competing embedding methods for keyphrase extraction.

## 3 EMBEDRANK: FROM EMBEDDINGS TO KEYPHRASES

In this and the next section, we introduce our novel keyphrase extraction method, EmbedRank, and explain its workings in detail. The method consists of three main steps, each described in corresponding subsections, as follows: Firstly, we show how candidate phrases are extracted from the text, based on part-of-speech sequences. Secondly, we use sentence embeddings to represent, i.e. embed, both the candidate phrases and the document itself in the same high-dimensional vector space. Finally, we describe how to rank the candidate phrases to select the output keyphrases. In addition, in the next section, we show how to improve the last step, candidate selection, by providing a way to tune the diversity of the extracted keyphrases.

### 3.1 Extracting Candidate Phrases

The most common first step in keyphrase extraction is selecting a set of phrases that fulfill given key criteria, making them good candidate phrases. Some of the most commonly used criteria include the use of stopwords removal, selecting n-grams that appear in Wikipedia article titles, or selecting noun phrases that satisfy pre-defined lexico-syntactic patterns.

To keep the method simple, we select candidate keyphrases by filtering phrases consisting of zero or more adjectives followed by one or multiple nouns. This method was originally proposed by Wan and Xiao [24] and, despite being quite simple, works very well (as seen in Section 5).

### 3.2 Embedding the Candidates and the Document

As described in the related work discussion in Section 2, state-of-the-art text embeddings (word, sentence, document) have the remarkable property of capturing semantic relatedness via the distances between the corresponding vector representations within the shared vector space. Here we use this property to rank our previously selected candidate phrases by measuring their distance (semantic relatedness) to the original document. By doing so, we

employ semantic relatedness between a candidate phrase and its document as an adequate proxy for informativeness of the phrase.

EmbedRank is an unsupervised method for the downstream task of keyphrase extraction. To determine the impact the document embedding quality may have on the final outcome, we compare keyphrases obtained using the traditional Doc2Vec[11] with ones based on Sent2vec [19]. We name the first method EmbedRank d2v and the second EmbedRank s2v respectively. A Sent2vec did show improved scores in several evaluation tasks for general document embeddings, including semantic similarity, we investigate whether this holds true for the different task of keyphrase extraction as well.

Both embedding methods *allow us to embed arbitrary-length sequences of words*. To embed both phrases and documents, we employ publicly available pre-trained models of Sent2Vec<sup>2</sup> and Doc2vec<sup>3</sup>. The pre-computed Sent2vec embeddings based on words and n-grams vectors have  $Z = Z_s = 700$  dimensions, while for Doc2vec  $Z = Z_d = 300$ . All embeddings are trained on the large English Wikipedia corpus.<sup>4</sup> For EmbedRank s2v, we rely on the very fast inference of sent2vec as to output a document embedding from the pre-trained model, by averaging the pre-computed representations of the text’s components (words and n-grams), in a single linear pass through the text. In contrast, for EmbedRank d2v, doc2vec extracts an embedding for the entire document through a complicated inference step using the embedding network, which is problematic in terms of computation cost for very large datasets. Both methods obtain embeddings comparable in the same semantic space, no matter if the input “document” is a word, a phrase, a sentence or an entire document.

More concretely, the second step of our keyphrase extraction method consists of:

- (1) Computing the *document embedding* by either Sent2Vec or Doc2vec. To do so, we first reduce the noise by keeping only the adjectives and nouns contained in the input document, and then we embed the resulting filtered text.
- (2) Computing the *embedding of each candidate phrase* separately, again with the same algorithm.

After this step, we have one  $Z$ -dimensional vector representing our document and a  $Z$ -dimensional vector for each of our candidate phrases, all sharing the same reference space. Figure 1a shows a concrete example, using EmbedRank s2v, from one of the datasets we used for evaluation (scientific abstracts). Clearly, the embedding space in this figure exhibits very interesting properties. As can be seen by comparing document titles and candidate phrases, our initial assumption holds in this example: the closer a phrase is to the document vector, the more informative that phrase is for the document. Therefore, it is sensible to use the cosine similarity between the embedding of the candidate phrase and the document embedding as a measure of informativeness.

### 3.3 Selecting the Top Candidates

Based on the above, we select the top keyphrases out of the initial set, by ranking the candidate phrases according to their cosine

<sup>2</sup><https://github.com/epfml/sent2vec>

<sup>3</sup><https://github.com/jhlau/doc2vec>

<sup>4</sup>The generality of this corpus, as well as the unsupervised embedding method itself ensure that the computed text representations are general-purpose, thus domain-independent.

distance to the document embedding. In Figure 1a, this results in ten highlighted keyphrases, which are clearly in line with the document’s title.

Nevertheless, it is notable that there can be significant redundancy in the set of top keyphrases. For example, “*molecular equivalence numbers*” and “*molecular equivalence indices*” are both selected as separate keyphrases, despite expressing the same meaning. This problem can be elegantly solved by once again using our phrase embeddings and their cosine similarity as a proxy for semantic relatedness. We describe our proposed solution to this in the next section.

Summarizing this section, we have proposed an unsupervised step-by-step method to extract *informative keyphrases* from a single document by using sentence embeddings. An overview of all steps is shown in Algorithm 1.

---

#### Algorithm 1 EmbedRank Method Overview

---

- 1: Apply part-of-speech (PoS) tagging to the document.
  - 2: Extract set of candidate phrases based on PoS sequence.
  - 3: Filter document to keep only adjectives and nouns.
  - 4: Compute embedding of the filtered document.
  - 5: Compute embeddings of all candidate phrases.
  - 6: **return**  $N$ -closest candidates to the document
- 

## 4 EMBEDRANK++: INCREASING KEYPHRASE DIVERSITY WITH MMR

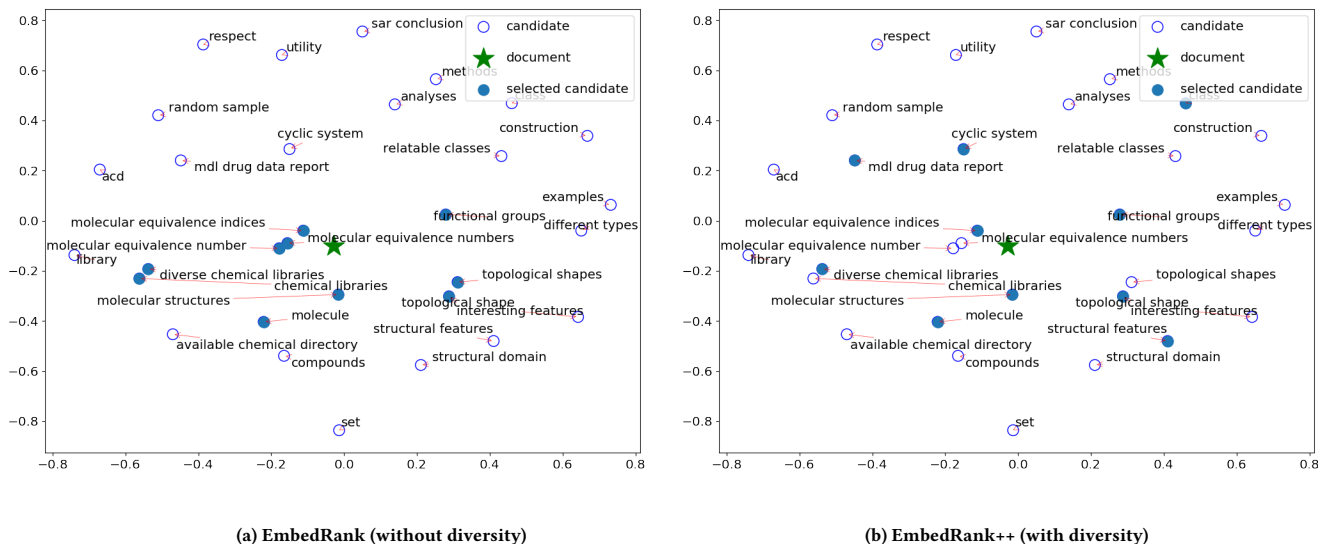
The previously proposed keyphrase selection scheme, EmbedRank, only accounts for the phrase informativeness property by returning the  $N$  candidate phrases closest to the document embedding. As illustrated in Figure 1a, this can lead to several redundant keyphrases. In this section, we first show that redundancy is undesirable and even problematic, depending on the final purpose of the keyphrases. Then, we propose a way to tackle this issue by changing our top candidate selection mechanism, so as to control redundancy and achieve a greater coverage of the document.

### 4.1 The Keyphrase Redundancy Problem

As mentioned in the introduction, document keyphrases have a great variety of uses, from document tagging for better search and indexing, to document categorization, including document summarization via the set of keyphrases. In several of these use cases (e.g., tagging, summarization), users will directly see the extracted keyphrases. In such scenarios, redundant keyphrases will adversely impact the user’s experience and reading bandwidth. This can deteriorate to the point in which presenting keyphrases becomes completely useless.

In addition, assuming we extract a fixed number of top keyphrases, the redundancy will hinder the diversification of the extracted keyphrases. In the document visualized in Figure 1a, the set of extracted keyphrases includes (*topological shape*, *topological shapes*) or (*molecular equivalence number*, *molecular equivalence numbers*, *molecular equivalence indices*). In that example, four out of the ten keyphrase “slots” are taken by redundant phrases.

This problem bears strong resemblance to the important task of search result diversification [4], where a search engine must



**Figure 1: Embedding space<sup>5</sup> of a scientific abstract entitled “Using molecular equivalence numbers to visually explore structural features that distinguish chemical libraries”**

provide search results which balance query-document relevance and document diversity. One of the simplest and most elegant ways to do so is by ranking keyphrases by adopting Maximal Marginal Relevance (MMR) [6], a well-known metric that combines, in a controllable way, both the concepts of relevance and of diversity. In the following, we will show how to adapt this to our problem of keyphrase extraction, on top of our semantic relatedness from the embeddings, in order to combine keyphrase informativeness and dissimilarity among selected keyphrases.

## 4.2 MMR for Keyphrase Extraction

Used in information retrieval and in text summarization, the original MMR is defined based on the set of all initially retrieved documents  $R$  for a given input query  $Q$ , and on an initial (empty) set  $S$  representing documents that are already selected as good answers for  $Q$ .  $S$  is iteratively populated by computing MMR as described in Equation 1, where  $Q$  is the user query,  $D_i$  and  $D_j$  are retrieved documents, and  $Sim_1$  and  $Sim_2$  are similarity functions.

$$\text{MMR} := \arg \max_{D_i \in R \setminus S} \left[ \lambda \cdot \text{Sim}_1(D_i, Q) - (1 - \lambda) \max_{D_j \in S} \text{Sim}_2(D_i, D_j) \right], \quad (1)$$

As can be noticed, when  $\lambda = 1$  MMR computes a standard, relevance-ranked list, while when  $\lambda = 0$  it computes a maximal diversity ranking of the documents in  $R$ .

In order to use MMR in our context, we adapted the original equation as follows:

$$\text{MMR} := \arg \max_{C_i \in C \setminus K} \left[ \lambda \cdot \widetilde{\text{cosim}}(C_i, \text{doc}) - (1 - \lambda) \max_{C_j \in K} \widetilde{\text{cosim}}(C_i, C_j) \right], \quad (2)$$

where  $C$  is the set of candidate keyphrases,  $K$  is the set of already extracted keyphrases,  $\text{doc}$  is the full document embedding,  $C_i$  and  $C_j$  are the embeddings of candidate phrases  $i$  and  $j$ , respectively. Finally,  $\widetilde{\text{cosim}}$  is obtained by using the normalization procedure of cosine similarity defined by Mori and Sasaki [16] and described by the following equations. This ensures that, when  $\lambda = 0.5$ , the relevance and diversity parts of the equation have equal importance.

$$\text{ncosim}(C_i, \text{doc}) := \frac{\text{cosim}(C_i, \text{doc})}{\max_{C_j \in C} \text{cosim}(C_j, \text{doc})} \quad (3)$$

$$\widetilde{\text{cosim}}(C_i, \text{doc}) := 0.5 + \frac{\text{ncosim}(C_i, \text{doc}) - \overline{\text{ncosim}(C, \text{doc})}}{\sigma(\text{ncosim}(C, \text{doc}))}. \quad (4)$$

In other words, first we scale the cosine similarity between each candidate phrase and the document as shown by (3). Then, we convert the scaled similarities to a deviation score with an average of 0.5 by applying (4), in which  $\text{ncosim}(C, \text{doc})$  represents the average similarity between all the candidates and the document, and  $\sigma(\text{ncosim}(C, \text{doc}))$  is the standard deviation of the similarities between the candidates and the document.

We apply the same kind of transformation for the similarities among the candidate phrases themselves, as shown by the following equations.

$$\text{ncosim}(C_i, C_j) := \frac{\text{cosim}(C_i, C_j)}{\max_{C_k \in C \setminus \{C_i\}} \text{cosim}(C_i, C_k)} \quad (5)$$

<sup>5</sup>Visualization based on multidimensional scaling with cosine distance applied to the original  $Z = Z_s = 700$  dimensional embeddings.

$$\overline{cos_{sim}}(C_i, C_j) := 0.5 + \frac{ncos_{sim}(C_i, C_j) - \overline{ncos_{sim}}(C_i, C \setminus \{C_i\})}{\sigma(ncos_{sim}(C_i, C \setminus \{C_i\}))}, \quad (6)$$

where  $\overline{ncos_{sim}}(C_i, C \setminus \{C_i\})$  and  $\sigma(ncos_{sim}(C_i, C \setminus \{C_i\}))$  represent the average and the standard deviation of the similarity of candidate phrase  $C_i$  to the other candidates, respectively.

Summarizing, the method presented in Algorithm 1 is equivalent to using our newly defined MMR for keyphrase extraction from Equation (2) with  $\lambda = 1$ . The generalized version of the algorithm, EmbedRank++, remains the same, except for the last step, where we instead use Equation (2) to perform the final selection of the  $N$  candidates, therefore returning simultaneously relevant and diverse keyphrases, tuned by the trade-off parameter  $\lambda$ .

## 5 EXPERIMENTS AND RESULTS

In this section we demonstrate that our simple and elegant, embedding-based method outperforms the graph-based state-of-the-art schemes on the most common datasets. We do that by using traditional F-score evaluation. In addition, we report on the results of a sizable user study showing that, although EmbedRank++ achieves slightly lower F-scores than EmbedRank, users prefer the semantically diverse keyphrases it returns to those computed by the other method.

In the first part of this section we present the datasets on which we evaluate our method, while the second part is a performance comparison between EmbedRank (without diversity) and the state of the art. Finally, in the third part, we describe in detail the results of other experiments and of the user study previously mentioned.

### 5.1 Datasets

We evaluate our methods on three common datasets for keyphrase extraction. Detailed statistics can be found in Table 1.

**Inspec** dataset [9] consists of 2000 short documents selected from scientific journal abstracts coming from the Inspec database. For the sake of comparability and consistency with previous work on keyphrase extraction [2, 7, 14, 24] we evaluated our methods on the test part of dataset, composed by 500 documents.

**DUC 2001** consists of 308 medium size documents which are newspaper articles coming from TREC-9. The documents are extracted from several newspapers and organized in 30 different topics. Manual annotations for the dataset were provided by Wan and Xiao [24], who created the dataset. To perform keyphrase extraction, we used exclusively the text contained in the first <TEXT> tags of the original documents (we do not use titles and other metadata).

**Nguyen** [17] consists of 211 long documents, which are full scientific conference papers, with a length between 4 and 12 pages. Each document in this dataset can have several sets of keyphrases: one created by the authors of the document and, potentially, several others created by people who read and annotated the article. Following Hasan and NG [7], we evaluate on the union of all the sets of assigned keyphrases (author and reader(s)). However, we found that two documents have no assigned keyphrases: we decided to discard them reducing the dataset to 209 documents. The **Nguyen** dataset is very similar to another widely used full paper dataset for keyphrase extraction - SemEval. Since the results we obtained on

Semeval were very similar to the ones in Nguyen, we only include the latter due to space constraints.

As shown by Table 1, not all the assigned keyphrases are present in the documents (missing kp in doc) and therefore it is impossible to achieve a recall of 100%. We show in the next subsection that our method beats the state of the art on short scientific documents and clearly outperforms it on medium (average of 850.02 tokens) news articles. However, on long scientific documents, such as the Nguyen dataset, which has a significantly higher number of tokens per document (8448.55), TopicRank [2] performs better.

### 5.2 Performance Comparison and Discussion

In this section, we compare EmbedRank (no diversity), with both embedding types (s2v and d2v) with four state-of-the-art, corpus-independent methods: TextRank [14], SingleRank [24], TopicRank [2] and WordAttractionRank[22].

For both EmbedRank d2v and EmbedRank s2v, we set  $\lambda = 1$  in the adapted MMR equation (2), which amounts to using the method presented in Algorithm 1, i.e. taking the  $N$ -closest candidates to the document. For TextRank and for SingleRank, we set the window size to 2 and to 10 respectively, which are the proposed values used for these algorithms, as described in the respective papers [14, 24]. To exclude any influence from different PoS taggers, we used the same PoS tagged text for all four competing methods and our method. For both underlying d2v and s2v document embedding methods, we use their standard settings as described in Section 3.

The used evaluation metric is the Macro Average  $F_1$  score. During the evaluation, we also followed the common practice to stem, using the Porter Stemmer [21], the extracted and assigned keyphrases when computing the number of true positives. We also removed the duplicates (after stemming) from the assigned and extracted keyphrases.

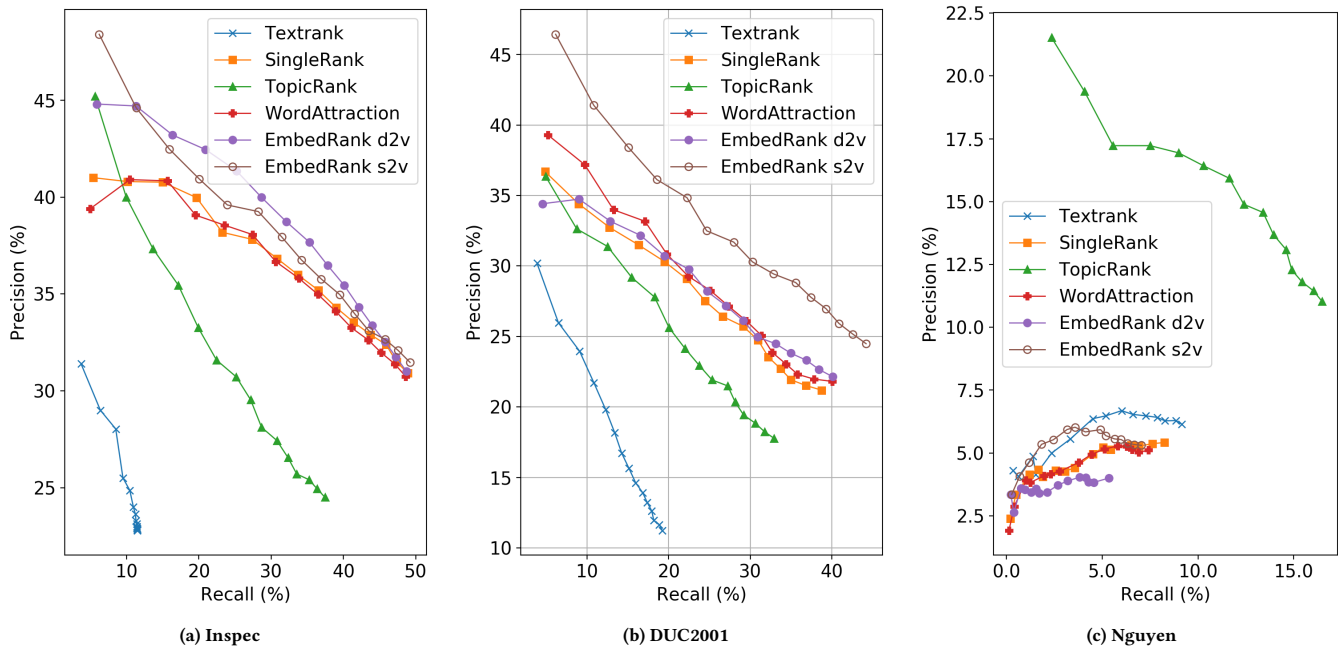
As shown in Figure 2 and Table 2, our method performs significantly better than the state of the art on two of the three datasets in terms of precision, recall, and Macro  $F_1$  score. In the context of typical Web-oriented use cases, most data comes as either very short documents (e.g. tweets) or medium ones (e.g. news articles). The expected performance for Web applications is thus closer to the one observed on the Inspec and DUC2001 datasets, rather than on Nguyen.

However, on very long documents, TopicRank still outperforms all the methods. One possible explanation is that, when selecting one exemplar from the top selected clusters, TopicRank takes the one that appears first in the document. As pointed out in the original paper [2], using this feature results in an important gain on long documents. Not using it can lead to a 90% relative drop in  $F$  score. While this is a good observation for long documents, the above results show that for most Web use cases, we need to rely on methods that are more generic, like EmbedRank.

EmbedRank with Sent2Vec embeddings gives consistent improvements over the baselines methods. When extracting  $N = 10$  keyphrases, EmbedRank s2v gives in an absolute gain of +0.73% in term of Macro  $F_1$  score compared to WordAttractionRank on the Inspec dataset. On the DUC dataset we achieve a very significant absolute gain of +3.97%. On the Inspec and DUC datasets, when asking a low number of keyphrases our method particularly shows

Dataset	Documents	Avg tok	Avg cand	Keyphrases	Avg kp	Missing kp in doc	Missing kp in cand	Missing due to cand
<b>Inspec</b>	500	134.63	26.39	4903	9.81	21.52%	39.85%	18.34%
<b>Duc</b>	308	850.02	138.47	2479	8.05	2.18%	12.38%	10.21%
<b>Nguyen</b>	209	8448.55	765.56	2272	10.87	14.39%	30.85%	16.46%

**Table 1: Description of the three datasets used in our experiments. We provide the number of documents, the average number of token per document, the average number of unique candidates per document, the total number of unique keyphrases, the average number of unique keyphrases per document, the percentage of keyphrases not present in the documents, the percentage of keyphrases not present in the candidate and finally the last column represents the percentage of keyphrases present in the document but not in the candidates. These statistics were computed after stemming the candidates, the keyphrases and the document.**



**Figure 2: Precision-Recall curves on the three datasets**

its effectiveness, especially with sent2vec embeddings. This confirms the fact that candidate phrases whose embedding lie near the document embedding are indeed keyphrases.

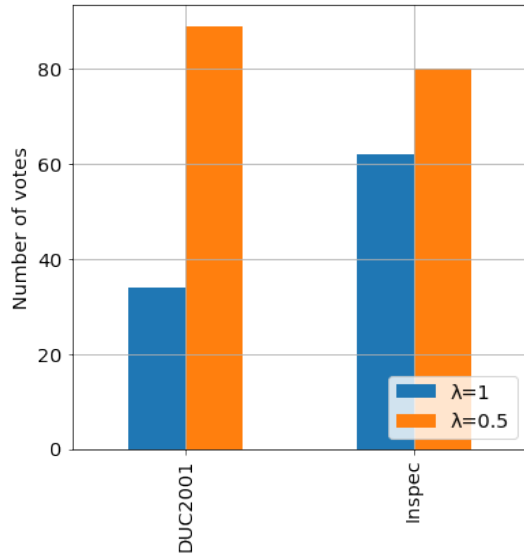
The results also show that the choice of document embeddings has a high impact on the final keyphrase quality. Compared to EmbedRank d2v, EmbedRank s2v is significantly better for DUC2001 and Nguyen, regardless of how many phrases are extracted. On Inspec however, changing the embeddings from doc2vec to sent2vec made almost no difference. A possible explanation is that, given the small size of the original text, the extracted keyphrases have a high likelihood of being single words, thus removing the advantage of having better embeddings for word groups. In all other cases, the results show a clear superiority of sent2vec over doc2vec in terms of accuracy, adding to the already existing practical advantage of improved inference speed for very large datasets.

### 5.3 Keyphrase Diversity and Human Preference

In this section, we add EmbedRank++ to the evaluation using the same three datasets. We fixed  $\lambda$  to 0.5 in the adapted MMR equation (2), to ensure equal importance to informativeness and diversity. As shown in Figure 1b, EmbedRank++ reduces the redundancy we faced with EmbedRank. As an example, only *molecular equivalence indices* is taken from the set (*molecular equivalence number*, *molecular equivalence numbers*, *molecular equivalence indices*); similarly for *topological shape* in the set (*topological shape*, *topological shapes*), and for *diverse chemical libraries* in (*diverse chemical libraries*, *chemical libraries*). However, EmbedRank++ surprisingly results in a decrease of the F-score, as shown in Table 3.

To investigate this more in depth, we conducted a user study where we asked people to choose between two sets of extracted keyphrases: one was generated with EmbedRank ( $\lambda = 1$ ) and the





**Figure 3: Result of a user study among 20 documents from Inspec and 20 documents from DUC2001 where users were asked to choose their preferred set of keyphrases between the one extracted with EmbedRank++ ( $\lambda = 0.5$ ) and the one extracted with EmbedRank ( $\lambda = 1$ ).**

other with EmbedRank++ ( $\lambda = 0.5$ ). We set  $N$  to the number of assigned keyphrases for each document. During the study, we provided the annotators with the original text, and ask them to choose between the two sets.

For this user study, we randomly selected 20 documents from the Inspec and 20 documents from the DUC2001 dataset, collected 214 binary user preference votes. No documents from the long scientific paper (Nguyen) corpus were included in the study, as the full papers were considered too long and for non experts they were too difficult to comprehend and summarize. The users, all colleagues, were shown random documents and their respective keyphrase sets to compare.

As shown in Figure 3, users largely prefer the keyphrase extracted with EmbedRank++ ( $\lambda = 0.5$ ). This is a major finding, as it is in contradiction with the F-scores given in Table 4. If the result is confirmed by future tests, it casts a shadow on using solely F-score as an evaluation measure for keyphrase quality. We acknowledge that the presented study is a preliminary one and does not support a strong claim about the usefulness of the F1 score for the given problem. It does however show that people dislike redundancy in summaries and that the  $\lambda < 1$  parameter in EmbedRank is a promising way of reducing it.

Our intuition behind this novel result is that the EmbedRank method ( $\lambda = 1$ ), as well as WordAttractionRank, SingleRank and TextRank can suffer from an accumulation of a lot of redundant keyphrases in which a true positive is present. By restricting the redundancy with EmbedRank++, we might select a keyphrase that is not present in the gold keyphrases, but expresses exactly the same idea. By doing so, with the current F-score evaluation, we are penalized as if we had chosen a totally unrelated keyphrase.

As future work, it is worth mentioning that our method is perfectible: By forcing  $\lambda$  to be equal 0.5, it is possible that a non-informative keyphrase is selected because it is well isolated from the other already selected candidates. Better understanding the tradeoff between informativeness and diversity is necessary.

## 6 CONCLUSION

In this paper we presented EmbedRank and EmbedRank++, two simple and extremely scalable methods for keyphrase extraction from single documents that leverage sentence embeddings. Both methods are entirely unsupervised, corpus-independent, and they only require the current document itself, rather than the entire corpus to which it belongs (that might not exist at all). EmbedRank and EmbedRank++ are methods that depart from traditional methods for keyphrase extractions based on graph representations of the input text, and fully embrace sentence embeddings and their ability to model the concepts of informativeness and diversity.

Our methods are based on two core ideas: first, measuring the distance between the embedding of the input document and those of candidate phrases should provide good evidence about how the phrases are related to the document; second, information about the diversity of a group of extracted keyphrases can be derived by analyzing the pairwise distances between their embeddings.

EmbedRank can be implemented on top of arbitrary underlying document embeddings, provided that these embeddings can encode documents of arbitrary length. We compared the results obtained with Doc2vec and Sent2vec, the latter one being much faster at inference time, which is important in a web-scale setting. We showed that on short and medium length documents, EmbedRank based on Sent2vec (EmbedRank s2v) consistently improves the state of the art. EmbedRank s2v achieves an absolute gain on F-score up to +3.97% on two well-known test sets for keyphrase extraction. Additionally, thanks to a fairly large user study that we run, we showed that users appreciate diversity of keyphrases, and we raised questions on the reliability of evaluations of keyphrase extraction systems based on F-score.

We believe that this work opens the door to several directions of research on keyphrase extraction. On the one hand, we provided the research community with a good basis to study the potential of using embeddings to model informativeness and diversity of keyphrases. An imminent improvement that we plan to do involves incorporating in our extraction scheme information on the position of the candidate phrases within the input document. With this we aim at improving the effectiveness of our methods on long documents, similarly to what was done in TopicRank [2]. On the other hand, our user study shows that the traditional  $F_1$  evaluation we carried was not aligned to the preferences of the humans who participated in our experiment. We argue that, in traditional evaluations based on the  $F_1$  score, systems can be penalized whenever they extract a keyphrase that is not present in the set of the gold keyphrases but is equivalent to some other gold key phrase (e.g., “United States” and “USA”). This might explain why diversity-aware systems such as TopicRank [2] and EmbedRank++ achieve lower scores compared to systems that do not take diversity into



N	Method	Inspec			DUC			NUS		
		P	R	F <sub>1</sub>	P	R	F <sub>1</sub>	P	R	F <sub>1</sub>
5	TextRank	24.87	10.46	14.72	19.83	12.28	15.17	5.00	2.36	3.21
	SingleRank	38.18	23.26	28.91	30.31	19.50	23.73	4.06	1.90	2.58
	TopicRank	33.25	19.94	24.93	27.80	18.28	22.05	<b>16.94</b>	<b>8.99</b>	<b>11.75</b>
	WordAttractionRank	38.55	23.55	29.24	30.83	19.79	24.11	4.09	1.96	2.65
	EmbedRank d2v	<b>41.35</b>	<b>25.22</b>	<b>31.33</b>	30.71	19.52	23.87	3.44	1.3	1.89
	EmbedRank s2v	39.59	23.96	29.85	<b>34.84</b>	<b>22.26</b>	<b>27.16</b>	5.53	2.44	3.39
10	TextRank	22.99	11.44	15.28	13.93	16.83	15.24	6.54	6.59	6.56
	SingleRank	34.29	39.04	36.51	24.74	30.97	27.51	5.22	5.04	5.13
	TopicRank	27.43	30.8	29.02	21.49	27.26	24.04	<b>13.68</b>	<b>13.94</b>	<b>13.81</b>
	WordAttractionRank	34.10	38.94	36.36	25.06	31.41	27.88	5.15	5.12	5.14
	EmbedRank d2v	<b>35.44</b>	<b>40.13</b>	<b>37.64</b>	24.97	30.87	27.61	3.89	3.2	3.51
	EmbedRank s2v	34.97	39.49	37.09	<b>28.82</b>	<b>35.58</b>	<b>31.85</b>	5.69	5.18	5.42
15	TextRank	22.80	11.50	15.29	11.25	19.21	14.19	6.14	9.16	7.35
	SingleRank	30.91	48.92	37.88	21.20	38.77	27.41	5.42	8.24	6.54
	TopicRank	24.51	37.45	29.62	17.78	32.92	23.09	<b>11.04</b>	<b>16.47</b>	<b>13.22</b>
	WordAttractionRank	30.74	48.62	37.66	21.82	40.05	28.25	5.11	7.41	6.05
	EmbedRank d2v	31.02	48.71	37.9	22.16	40.09	28.54	4.0	5.34	4.58
	EmbedRank s2v	<b>31.46</b>	<b>49.23</b>	<b>38.39</b>	<b>24.49</b>	<b>44.20</b>	<b>31.52</b>	5.30	7.04	6.05

**Table 2: Comparison of our method with state of the art on the three datasets. Precision (P), Recall (R), and F-score (F<sub>1</sub>) at 5, 10, 15 are reported. Two variations of EmbedRank with  $\lambda = 1$  are presented: s2v uses Sent2Vec embeddings, while d2v uses Doc2Vec.**

N	Method	Inspec			DUC			NUS		
		P	R	F <sub>1</sub>	P	R	F <sub>1</sub>	P	R	F <sub>1</sub>
5	EmbedRank ( $\lambda = 1$ )	<b>39.59</b>	<b>23.96</b>	<b>29.85</b>	<b>34.84</b>	<b>22.26</b>	<b>27.16</b>	<b>5.53</b>	<b>2.44</b>	<b>3.39</b>
	EmbedRank++ ( $\lambda = 0.5$ )	37.60	22.37	28.05	24.75	16.20	19.58	2.78	1.18	1.66
10	EmbedRank ( $\lambda = 1$ )	<b>34.97</b>	<b>39.49</b>	<b>37.09</b>	<b>28.82</b>	<b>35.58</b>	<b>31.85</b>	<b>5.69</b>	<b>5.18</b>	<b>5.42</b>
	EmbedRank++ ( $\lambda = 0.5$ )	30.37	34.30	32.21	18.27	23.34	20.05	1.91	1.63	1.76
15	EmbedRank ( $\lambda = 1$ )	<b>31.46</b>	<b>49.23</b>	<b>38.39</b>	<b>24.49</b>	<b>44.20</b>	<b>31.52</b>	<b>5.30</b>	<b>7.04</b>	<b>6.05</b>
	EmbedRank++ ( $\lambda = 0.5$ )	27.32	43.33	33.51	14.84	27.60	19.30	1.59	2.0	1.77

**Table 3: Comparison of our method with  $\lambda = 1$  and  $\lambda = 0.5$ . Precision (P), Recall (R), and F-score (F<sub>1</sub>) at 5, 10, 15 are reported**

Method	Inspec	DUC
EmbeddRank ( $\lambda = 1$ )	<b>33.76</b>	<b>38.83</b>
EmbeddRank++ ( $\lambda = 0.5$ )	26.04	31.26

**Table 4: F<sub>1</sub> scores for the document selected during the user study, the number of keyphrases  $N$  was set to be equal to the number of assigned keyphrase for each document**

consideration. A similar issue was shown to be present in Information Retrieval test collections [23], and calls for research on new evaluation methodologies.

## A APPENDIX

### A.1 Implementation of the Graph-Based methods

Concerning TopicRank [2] we used the publicly available package made by the author which is available on Github<sup>6</sup>.

The other graph-based methods (TextRank [14], SingleRank [24], WordAttractionRank [22]) were implemented using the graph-tool<sup>7</sup> library in order to build the graph and perform the PageRank [18] computations. For these three methods the co-occurrence window was reset when reaching a new sentence.

<sup>6</sup><https://github.com/boudinfl/pke>

<sup>7</sup><https://graph-tool.skewed.de>

## A.2 WordAttraction

*Word Embeddings.* We used pre-trained GloVe [20] embeddings trained on Wikipedia 2014 + Gigaword 5 (300-dimensional)<sup>8</sup>.

*Unknown Words.* In the case of edges for which one or both words are not present in the pre-trained embeddings, we set the attraction score to 1. The remaining weighting scheme is composed only of the dice coefficient. Alternatively, discarding these edges resulted in a significantly worse performance on all three datasets.

## REFERENCES

- [1] Piotr Bojanowski, Edouard Grave, Armand Joulin, and Tomas Mikolov. 2016. Enriching Word Vectors with Subword Information. *Transactions of the Association for Computational Linguistics* (2016).
- [2] Adrien Bougouin, Florian Boudin, and Béatrice Daille. 2013. TopicRank : Graph-Based Topic Ranking for Keyphrase Extraction. *Proc. IJCNLP 2013* October (2013), 543–551.
- [3] Daniel Cer, Mona Diab, Eneko Agirre, Inigo Lopez-Gazpio, and Lucia Specia. 2017. SemEval-2017 Task 1: Semantic Textual Similarity Multilingual and Cross-lingual Focused Evaluation. In *SemEval-2017 - The 11th International Workshop on Semantic Evaluation*. 1–14.
- [4] Marina Drosou and Evaggelia Pitoura. 2010. Search Result Diversification. *SIGMOD Rec.* 39, 1 (Sept. 2010), 41–47. <https://doi.org/10.1145/1860702.1860709>
- [5] Corina Florescu and Cornelia Caragea. 2017. A Position-Biased PageRank Algorithm for Keyphrase Extraction.. In *AAAI Student Abstracts*. 4923–4924.
- [6] Jade Goldstein. 1998. The Use of MMR, Diversity-Based Reranking for Reordering Documents and Producing Summaries. (1998), 335–336.
- [7] Kazi Saidul Hasan and Vincent Ng. 2010. Conundrums in Unsupervised Keyphrase Extraction : Making Sense of the State-of-the-Art. (2010).
- [8] Kazi Saidul Hasan and Vincent Ng. 2011. Automatic Keyphrase Extraction: A Survey of the State of the Art. *Association for Computational Linguistics Conference (ACL)* (2011), 1262–1273. <https://doi.org/10.3115/v1/P14-1119>
- [9] Anette Hulth. 2003. Improved Automatic Keyword Extraction Given More Linguistic Knowledge. In *Proceedings of the 2003 Conference on Empirical Methods in Natural Language Processing (EMNLP '03)*. Association for Computational Linguistics, Stroudsburg, PA, USA, 216–223. <https://doi.org/10.3115/1119355.1119383>
- [10] Ryan Kiros, Yukun Zhu, Ruslan Salakhutdinov, Richard S Zemel, Antonio Torralba, Raquel Urtasun, and Sanja Fidler. 2015. Skip-Thought Vectors. 786 (2015), 1–11. arXiv:arXiv:1506.06726v1
- [11] Jey Han Lau and Timothy Baldwin. 2016. An Empirical Evaluation of doc2vec with Practical Insights into Document Embedding Generation. *ACL 2016* (2016), 78. <https://github.com/jhlau/doc2vec>
- [12] Quoc Le, Tomas Mikolov, and Tmikolov Google Com. 2014. Distributed Representations of Sentences and Documents. *ICML* 32 (2014).
- [13] Zhiyuan Liu, Peng Li, Yabin Zheng, and Maosong Sun. 2009. Clustering to Find Exemplar Terms for Keyphrase Extraction. *Language* 1 (2009), 257–266. <https://doi.org/10.3115/1699510.1699544>
- [14] Rada Mihalcea and Paul Tarau. 2004. TextRank: Bringing Order into Texts. *Proceedings of EMNLP* 85 (2004), 404–411. <https://doi.org/10.3115/1219044.1219064> arXiv:arXiv:1011.1669v3
- [15] Tomas Mikolov, Greg Corrado, Kai Chen, and Jeffrey Dean. 2013. Efficient Estimation of Word Representations in Vector Space. (2013), 1–12. arXiv:arXiv:1301.3781v3
- [16] Tatsunori Mori and Takuro Sasaki. 2003. Information Gain Ratio meets Maximal Marginal Relevance. (2003).
- [17] Thuy Dung Nguyen and Min-yen Kan. 2007. Keyphrase Extraction in Scientific Publications. (2007).
- [18] L Page. 1998. The PageRank Citation Ranking: Bringing Order to the Web. (1998).
- [19] Matteo Pagliardini, Prakhar Gupta, and Martin Jaggi. 2017. Unsupervised Learning of Sentence Embeddings using Compositional n-Gram Features. (2017). arXiv:1703.02507 <http://arxiv.org/abs/1703.02507>
- [20] Jeffrey Pennington, Richard Socher, and Christopher D Manning. 2014. Glove: Global Vectors for Word Representation.. In *EMNLP*, Vol. 14. 1532–1543.
- [21] Martin F. Porter. 1980. An algorithm for suffix stripping. *Program* 14, 3 (1980), 130–137. <http://dblp.uni-trier.de/db/journals/program/program14.html#Porter80>
- [22] Chris McDonald Rui Wang, Wei Liu. 2015. Corpus-independent Generic Keyphrase Extraction Using Word Embedding Vectors. (2015).
- [23] Alberto Tonon, Gianluca Demartini, and Philippe Cudré-Mauroux. 2015. Pooling-based continuous evaluation of information retrieval systems. *Inf. Retr. Journal* 18, 5 (2015), 445–472. <https://doi.org/10.1007/s10791-015-9266-y>
- [24] Xiaojun Wan and Jianguo Xiao. 2008. Single Document Keyphrase Extraction Using Neighborhood Knowledge. (2008), 855–860.

<sup>8</sup><https://nlp.stanford.edu/projects/glove/>