

Coded Cooperative Computation for Internet of Things

Yasaman Keshtkarjahromi
University of Illinois at Chicago
ykesht2@uic.edu

Hulya Seferoglu
University of Illinois at Chicago
hulya@uic.edu

ABSTRACT

Cooperative computation is a promising approach for localized data processing for Internet of Things (IoT), where computationally intensive tasks in a device could be divided into sub-tasks, and offloaded to other devices or servers in close proximity. However, exploiting the potential of cooperative computation is challenging mainly due to the heterogeneous nature of IoT devices. Indeed, IoT devices may have different and time-varying computing power and energy resources, and could be mobile.

Coded computation, which advocates mixing data in sub-tasks by employing erasure codes and offloading these sub-tasks to other devices for computation, is recently gaining interest, thanks to its higher reliability, smaller delay, and lower communication costs. In this paper, we develop a coded cooperative computation framework, which we name Computation Control Protocol (CCP), by taking into account heterogeneous computing power and energy resources of IoT devices. CCP dynamically allocates sub-tasks to helpers and is adaptive to time-varying resources. We show that (i) CCP improves task completion delay significantly as compared to baselines, (ii) task completion delay of CCP is very close to its theoretical characterization, and (iii) the efficiency of CCP in terms of resource utilization is higher than 99%, which is significant.

KEYWORDS

Coded computation, edge computing, Internet of Things (IoT).

1 INTRODUCTION

Data processing is crucial for many Internet of Things (IoT) applications, but it could be computationally intensive and not doable if IoT devices operate individually. One of the promising solutions to handle computationally intensive tasks is computation offloading, which advocates offloading tasks from IoT devices to remote servers or cloud. Yet, offloading tasks to remote servers or cloud could be luxury that cannot be afforded in IoT applications where connectivity to remote servers can be lost or compromised, which makes localized processing crucial.

Cooperative computation is a promising approach for localized data processing for IoT, where computationally intensive tasks in a device (collector device) could be offloaded to other devices (helpers) in close proximity as illustrated in Fig. 1. These devices could be other IoT or mobile devices, local servers, or fog at the edge of the network [1], [2]. However, exploiting the potential of cooperative computation is challenging mainly due to the heterogeneous nature of the devices at the edge. Indeed, these devices may have different and time-varying computing power and energy resources, and could be mobile. Thus, our goal is to develop a dynamic and adaptive cooperative computation framework for IoT applications by taking into account the heterogeneity of resources at the edge of the network.

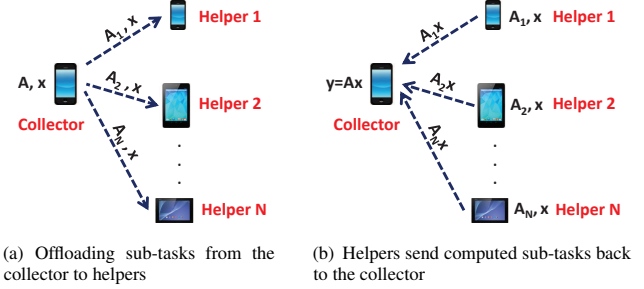


Figure 1: Cooperative computation to compute $y = Ax$. (a) Matrix A is divided into the sub-matrices A_1, A_2, \dots, A_N . Each sub-matrix along with the vector x is transmitted from the collector to one of the helpers. (b) Each helper computes the multiplication of its received sub-matrix with vector x and sends the computed value back to the collector.

We focus on the computation of linear functions. In particular, we assume that the collector's data is represented by a large matrix A and it wishes to compute the product $y = Ax$, for a given vector x , Fig. 1. In fact, matrix multiplication forms the atomic function computed over many iterations of several signal processing, machine learning, and optimization algorithms, such as gradient descent based algorithms, classification algorithms, etc. [3–6].

In cooperative computation setup, matrix A is divided into sub-matrices A_1, A_2, \dots, A_N and each sub-matrix along with the vector x is transmitted from the collector to one of the helpers, Fig. 1(a). Helper n computes $A_n x$, and transmits the computed result back to the collector, Fig. 1(b), who can process all returned computations to obtain the result of its original task; *i.e.*, the calculation of $y = Ax$.

Coding in computation systems is recently gaining interest in large scale computing environments, and it advocates higher reliability and smaller delay [3]. In particular, coded computation (*e.g.*, by employing erasure codes) mixes data in sub-tasks and offloads these coded sub-tasks for computation, which improves delay and reliability. The following canonical example inspired from [3] demonstrates the effectiveness of coded computation.

EXAMPLE 1. *Let us consider that a collector device would like to calculate $y = Ax$ with the help of three helper devices (helper 1, helper 2, and helper 3), where the number of rows in A is 6. Let us assume that each helper has a different runtime; helper 1 computes each row in 1 unit time, while the second and the third helpers require 2 and 10 units of time for computing one row, respectively. Assuming that these runtimes are random and not known a priori, one may divide A to three sub-matrices; A_1, A_2 , and A_3 ; each with 2 rows. Thus, the completion time of these sub-matrices becomes 2, 4, and 20 at helpers 1, 2, and 3, respectively. Since the collector should*

receive all the calculated sub-matrices to compute its original task; i.e., $y = Ax$, the total computing time becomes $\max(2, 4, 20) = 20$.

As seen, helper 3 becomes a bottleneck in this scenario, which can be addressed using coding. In particular, A could be divided into two sub-matrices A_1 and A_2 ; each with 3 rows. Then, A_1 and A_2 could be offloaded to helpers 1 and 2, and $A_1 + A_2$ could be offloaded to helper 3. In this setup, runtimes become 3, 6, and 30 at helpers 1, 2, and 3, respectively. However, since the collector requires reply from only two helpers to compute $y = Ax$ thanks to coding, the total task completion delay becomes $\max(3, 6) = 6$. As seen, the task completion delay reduces to 6 from 20 with the help of coding. \square

The above example demonstrates the benefit of coding for cooperative computation. However, assigning sub-tasks with equal sizes to all helpers, without considering their heterogeneous resources is inefficient. Let us consider the same setup in Example 1. If A_1 with 4 rows and A_2 with 2 rows are offloaded to helper 1 and helper 2, respectively, and helper 3 is not used, the task completion delay becomes $\max(4, 4) = 4$, which is the smallest possible delay in this example. Furthermore, the resources of helper 3 are not wasted, which is another advantage of taking into account the heterogeneity as compared to the above example. As seen, it is crucial to divide and offload matrix A to helpers by taking into account the heterogeneity of resources.

Indeed, a code design mechanism under such a heterogeneous setup is developed in [7], where matrix A is divided, coded, and offloaded to helpers by taking into account heterogeneity of resources. However, available resources at helpers are generally not known by the collector a priori and may vary over time, which is not taken into account in [7]. For example, the runtime of helper 1 in Example 1 may increase from 1 to 20 while computing (e.g., it may start running another computationally intensive task), which would increase the total task completion delay. Thus, it is crucial to design a coded cooperation framework, which is dynamic and adaptive to heterogeneous and time-varying resources, which is the goal of this paper.

In this paper, we design a coded cooperation framework for IoT devices. In particular, we design a Computation Control Protocol (CCP), which packetizes rows of matrix A into packets, codes these packets using Fountain codes, and determines how many coded packets each helper should compute dynamically over time. We provide theoretical analysis of CCP's efficiency and runtime, and evaluate its performance via simulations as compared to [7]. The following are the key contributions of this work:

- We develop a coded cooperative computation protocol (CCP) based on Automatic Repeat reQuest (ARQ) mechanism. In particular, a collector device offloads coded sub-tasks to helpers gradually, and receives Acknowledgment (ACK) after each sub-task is computed. Depending on the time difference between offloading a sub-task to a helper and its ACK, the collector estimates the runtime of the helpers, and offloads more/less tasks accordingly. This makes CCP dynamic and adaptive to heterogeneous and time-varying resources at helpers.
- We analyze the efficiency of CCP in each helper, where the efficiency metric represents the effective utilization of resources at each helper. We also provide the task completion

delay analysis of CCP for (i) finite number of tasks, (ii) on the average for large number of tasks, and (iii) when the runtime of sub-tasks at helpers follows shifted exponential distribution.

- We evaluate CCP and show that (i) CCP improves task completion delay significantly as compared to baselines, (ii) the efficiency of CCP in terms of resource utilization is higher than 99%, and (iii) task completion delay of CCP is very close to its theoretical characterization.

The structure of the rest of this paper is as follows. Section II presents the system model. Section III presents our cooperative computation algorithm, CCP. Sections IV and V provide the efficiency and task completion delay characterization of CCP. Section VI presents simulation results. Section VII presents related work. Section VIII concludes the paper.

2 SYSTEM MODEL

We consider a setup, where the collector device offloads its task to helpers in the set \mathcal{N} (where $N = |\mathcal{N}|$) via device-to-device (D2D) links such as Wi-Fi Direct and/or Bluetooth. In this setup, all the devices could potentially be mobile, so the encounter time of the collector with helpers varies over time. *I.e.*, the collector can connect to less than N helpers at a time.

As we described in Section 1, we focus on computation of linear functions; *i.e.*, the collector wishes to compute $y = Ax$ where $A = (a_{i,j}) \in \mathbb{R}^{R \times R}$, and $x = (x_{i,j}) \in \mathbb{R}^{R \times 1}$. Our goal is to determine sub-matrix $A_n = (a_{i,j}) \in \mathbb{R}^{r_n \times R}$ that will be offloaded to helper n , where r_n is an integer.

We packetize each row of A into a packet and create R packets; $\rho_1, \rho_2, \dots, \rho_R$. These packets are coded using Fountain codes [8], [9] to v_1, v_2, \dots, v_{R+K} packets, where K is the coding overhead. Fountain codes are ideal in our dynamic coded cooperation setup thanks to their rateless property, low encoding and decoding complexity, and low overhead. In particular, the encoding and decoding complexity of Fountain codes could be as low as $O(R \log(R))$ for LT codes and $O(R)$ for Raptor codes, and the overhead, *i.e.*, K , could be as low as 5% [10].¹

Let $Tx_{n,i}$ be the time that the i th coded packet $p_{n,i} \in \{v_1, v_2, \dots, v_{R+K}\}$ is transmitted from the collector to helper n , $Tc_{n,i}$ be the time that helper n finishes computing $p_{n,i}$, and $Tr_{n,i}$ be the time that the computed packet (*i.e.*, by abusing the notation $p_{n,i}x$) is received by the collector from helper n . The transmission time of the first packet, *i.e.*, $p_{n,1}$, is 0, *i.e.*, $Tx_{n,1} = 0, \forall n \in \mathcal{N}$.

In this setup, the collector device offloads coded packets gradually to helpers, and receives two ACKs for each packet; one confirming the receipt of the packet by the helper, and the second one (piggybacked to the computed packet $p_{n,i}x$) showing that the packet is computed by the helper. Inspired by ARQ mechanisms [12], the collector transmits more / less coded packets based on the frequency of the received ACKs. In particular, we define the transmission time interval $TTL_{n,i}$ as the time interval between sending two consecutive

¹Note that we do not use network coding in our work as its decoding complexity is too high [11], which introduces too much computation overhead at the collector which obsoletes the computation offloading benefit. Furthermore, we do not use maximum distance separable (MDS) codes in our work as it requires a priori task allocation (due to its block coding nature) and not suitable for the dynamic and adaptive framework that we would like to develop.

packets; $p_{n,i}$ and $p_{n,i+1}$ to helper n by the collector. The goal of our mechanism is to determine the best $TTI_{n,i}$ that reduces the task completion delay and increases helper efficiency (*i.e.*, exploiting the full potential of the helpers while not overloading them).

Each transmitted packet $p_{n,i}$ experiences transmission delay between the collector and helper n as well as computing delay at helper n . Also, ACKs and the computed packet $p_{n,i}x$ experience transmission delay while transmitted from helper n to the collector. Our CCP algorithm is compatible with any delay model and distribution, but for the sake of analyzing the efficiency and completion time of CCP, we assume that transmission delays are constant (we relax this constraint in simulations), and computing time of $p_{n,i}$ at helper n is $\beta_{n,i}$ and follows shifted exponential distribution, *i.e.*, :

$$F_{\beta_{n,i}}(t) = Pr(\beta_{n,i} < t) = 1 - e^{-\mu_n(t-a_n)}, \quad (1)$$

where a_n represents the minimum time required for computing a packet by helper n ; *i.e.*, $\beta_{n,i} > a_n$, and μ_n represents the speed of the computation at helper n ; *i.e.*, larger μ_n corresponds to smaller $\beta_{n,i}$. As helpers are heterogeneous, μ_n and a_n vary across helpers. We use shifted exponential distribution as a runtime model as it is a good model for computation delay [3] and [7].

We note that runtime $\beta_{n,i}$ of packet $p_{n,i}$ represents energy/battery level and mobility of helpers as well as their computing power. For example, if a helper has limited energy, it can delay computation of the offloaded packets, so the collector will choose this helper less likely for the upcoming packet offloads. Similarly, if a helper is mobile and moves out of the transmission range of the collector, the runtime of packets increases, so again the collector will not select this helper for upcoming packet offloads.

Finally, we assume that helpers are willing to cooperate with the collector. *I.e.*, creating incentive mechanisms are out of scope of this paper, and our work could be complemented with existing incentive mechanisms [13].

3 COMPUTATION CONTROL PROTOCOL (CCP)

In this section, we design Computation Control Protocol (CCP). We consider the system setup in Fig. 1, where the collector connects to N helpers. The collector estimates each helper's state (*i.e.*, how fast the helper computes) to determine how fast it should offload its packets. In particular, the goal of CCP is to determine $TTI_{n,i}$, which is the time interval between transmission of the two consecutive packets of $p_{n,i}$ and $p_{n,i+1}$.

TTI_{n,i} in an ideal scenario. Let us first consider the ideal scenario, Fig. 2(a). In this case $TTI_{n,i}$ should be equal to $\beta_{n,i}$. Indeed, if $TTI_{n,i} > \beta_{n,i}$, helper n stays idle, which reduces the efficient utilization of resources. On the other hand, if $TTI_{n,i} < \beta_{n,i}$, packets are queued at helper n . This congested scenario is not ideal, because the resources of helper n may vary over time, *e.g.*, its computing power may reduce if it starts running another application, or it may move away. In that case the queued packets should be re-offloaded to other helpers, which increases the task completion delay. Note that the collector can create new coded packets and offload them to other helpers if one helper moves away, which reduces the task completion delay. However, this solution is also not ideal as some helpers can be overloaded, which wastes resources.

Now that we know that $TTI_{n,i} = \beta_{n,i}$ should be satisfied for the best system efficiency and smallest task completion delay, the collector can set $TTI_{n,i}$ to $\beta_{n,i}$. However, the collector does not know $\beta_{n,i}$ a priori as it is the computation runtime of packet $p_{n,i}$ at helper n (*e.g.*, it may follow the shifted exponential distribution in (1)). Thus, we should determine $TTI_{n,i}$ without explicit knowledge of $\beta_{n,i}$. Our approach in CCP is to estimate $\beta_{n,i}$ using computation times of previous packets. In particular, our goal is to set $TTT_{n,i}$ to $E[\beta_{n,i}]$.² The crucial question is how to estimate $E[\beta_{n,i}]$, which is challenging as the collector only has the transmission times of packets and reception times of ACKs. Therefore, we define and use *residual time* $XTT_{n,i}$ and *round trip times of computed packets*; $RTT_{n,i}^{\text{data}}$ to determine $E[\beta_{n,i}]$. Next, we will first show how we characterize $XTT_{n,i}$ and $RTT_{n,i}^{\text{data}}$, and then present how we determine $E[\beta_{n,i}]$ using $XTT_{n,i}$ and $RTT_{n,i}^{\text{data}}$.

Characterization of $XTT_{n,i}$. The collector side has the knowledge of the transmission time $Tx_{n,i}$ of packet $p_{n,i}$, and time $Tr_{n,i}$ that the computed packet $p_{n,i}x$ is received. Thus, the time between transmitting a packet and receiving its computed value defined as $Tt_{n,i} = Tr_{n,i} - Tx_{n,i}$ can be calculated at the collector. On the other hand, to better utilize resources at helper n , the collector should offload a new packet before (or immediately after) receiving the computed value of the previous packet, *i.e.*, the following condition should be satisfied: $TTI_{n,i} \leq Tt_{n,i}$. Thus, we can write $TTI_{n,i} = Tt_{n,i} - XTT_{n,i+1}$, where $XTT_{n,i+1}$ is the residual time that the collector measures in our CCP setup and is equal to:

$$XTT_{n,i+1} = Tr_{n,i} - Tx_{n,i+1}. \quad (2)$$

Characterization of $RTT_{n,i}^{\text{data}}$. We define $RTT_{n,i}^{\text{data}}$ as the round trip time (RTT) of packet i sent to helper n . More precisely, $RTT_{n,i}^{\text{data}}$ is equal to transmission delay of packet $p_{n,i}$ from the collector to helper n and transmission delay of the calculated packet $p_{n,i}x$ from helper n to the collector. Although $RTT_{n,i}^{\text{data}}$ is round trip time, it can not be directly measured in the collector, as the collector only knows the time period between sending a packet and receiving the computed packet, which is equal to the sum of transmission and computing delay. Thus, in CCP, we calculate $RTT_{n,i}^{\text{data}}$ using $RTT_{n,i}^{\text{ack}}$, which is the time period between sending packet $p_{n,i}$ and receiving its ACK at the collector. Fig. 2(b) demonstrates the difference between $RTT_{n,i}^{\text{data}}$ and $RTT_{n,i}^{\text{ack}}$. Note that $RTT_{n,i}^{\text{ack}}$ can be directly measured by employing ACKs. We can represent $RTT_{n,i}^{\text{ack}}$ as $RTT_{n,i}^{\text{ack}} = B_x/C_{n,i}^{\text{up}} + B_{\text{ack}}/C_{n,i}^{\text{down}}$, where B_x is the size of the transmitted packet, B_{ack} is the size of the ACK packet, and $C_{n,i}^{\text{up}}$ and $C_{n,i}^{\text{down}}$ are the uplink (from the collector to helper n) and downlink (from helper n to the collector) transmission rates experienced by packet $p_{n,i}$ and its ACK.

Note that $RTT_{n,i}^{\text{data}}$ is characterized as $RTT_{n,i}^{\text{data}} = B_x/C_{n,i}^{\text{up}} + B_r/C_{n,i}^{\text{down}}$, where B_r is the size of the computed packet; $p_{n,i}x$. Assuming that uplink and downlink transmission rates are the same, which is likely in IoT setup, we can obtain $RTT_{n,i}^{\text{data}}$ as:

$$RTT_{n,i}^{\text{data}} = \frac{B_x + B_r}{B_x + B_{\text{ack}}} RTT_{n,i}^{\text{ack}}. \quad (3)$$

²We show in Section 5.2 that setting $TTT_{n,i} = E[\beta_{n,i}]$ is optimal.

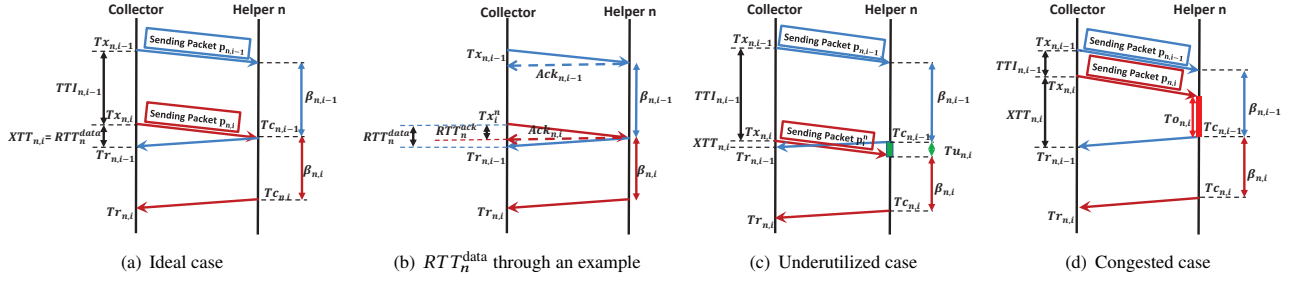


Figure 2: Different states of the system. (a) Ideal case. (b) Demonstrating RTT_n^{data} through an example. (c) Underutilized case. (d) Congested case.

As we discussed earlier $RTT_{n,i}^{\text{ack}}$ can be directly measured by the collector and used in (3) to determine $RTT_{n,i}^{\text{data}}$. Next, we characterize the average value of data round trip time of helper n , *i.e.*, RTT_n^{data} as exponential weighted moving averages of per packet round trip time; $RTT_{n,i}^{\text{data}}$.

$$RTT_n^{\text{data}} = \alpha RTT_{n,i}^{\text{data}} + (1 - \alpha) RTT_n^{\text{data}}, \quad (4)$$

where α is a weight satisfying $0 < \alpha < 1$.

Now that we characterized $XTT_{n,i}$ and RTT_n^{data} and discussed how we can measure these parameters at the collector, we will explain how we will use these parameters to calculate $E[\beta_{n,i}]$.

Calculation of $E[\beta_{n,i}]$. We formulate $E[\beta_{n,i}]$ as follows:

$$E[\beta_{n,i}] = \frac{T_{c_{n,i}} - T_{u_n}}{m_n}, \quad (5)$$

where $T_{c_{n,i}}$ is the time that helper n finishes computing $p_{n,i}x$, T_{u_n} is the estimate made at the collector about the total (cumulative) time that helper n is underutilized, and m_n is the number of packets that helper n processed until (and including) packet $p_{n,i}$. Since $T_{c_{n,i}}$ is the time instance that helper n finishes computing packet $p_{n,i}x$, and T_{u_n} is the cumulative time that helper n is underutilized, their difference gives us the total time that helper n has been busy since the starting time. Total busy time of helper n , *i.e.*, $T_{c_{n,i}} - T_{u_n}$ is normalized by the total number of processed packets m_n to determine $E[\beta_{n,i}]$. Next, we characterize $T_{c_{n,i}}$ and T_{u_n} in terms of $XTT_{n,i}$ and RTT_n^{data} .

The collector estimates $T_{c_{n,i}}$ as follows

$$T_{c_{n,i}} = T_{r_{n,i}} - \frac{B_r}{B_x + B_r} RTT_n^{\text{data}}, \quad (6)$$

where $T_{r_{n,i}}$ is the time that the computed packet $p_{n,i}x$ is received by the collector from helper n , so it is known by the collector. $\frac{B_r}{B_x + B_r} RTT_n^{\text{data}}$ is the backward trip time estimated by the collector using (4) and packet sizes.

The next step is to characterize T_{u_n} , which is the estimate made at the collector about the total (cumulative) time that helper n is underutilized. T_{u_n} is the summation of per packet underutilization time, which is shown by $T_{u_{n,i}}$. In particular, $T_{u_{n,i}}$ is defined as the time period that the helper is idle between computing packet $p_{n,i-1}x$ and $p_{n,i}x$. In order to calculate $T_{u_{n,i}}$, we should determine the state of the system, *i.e.*, if in the ideal, underutilized, or congested case, Fig. 2. As shown in Fig. 2, $XTT_{n,i} \geq RTT_n^{\text{data}}$ in

the ideal and congested cases. Note that the congested and ideal cases occur when packet $p_{n,i}$ is received at the helper meanwhile or right after the helper computes packet $p_{n,i-1}x$. In this setup, since there is no under-utilization, $T_{u_{n,i}}$ is equal to 0. On the other hand, $XTT_{n,i} < RTT_n^{\text{data}}$ in the underutilized case scenario. As seen in Fig. 2(c), underutilized case occurs when packet $p_{n,i}$ is received at the helper after a while that the helper finished computing packet $p_{n,i-1}x$. In this setup, $RTT_n^{\text{data}} - XTT_{n,i}$ is the duration that helper n is underutilized before calculating $p_{n,i}x$, *i.e.*, $T_{u_{n,i}} = RTT_n^{\text{data}} - XTT_{n,i}$. Therefore, T_{u_n} is updated after $p_{n,i}x$ is received by the collector as the following:

$$T_{u_n} = T_{u_n} + \max\{0, RTT_n^{\text{data}} - XTT_{n,i}\}. \quad (7)$$

As seen, T_{u_n} is determined using $XTT_{n,i}$.

Determining $TTI_{n,i}$ in practice. As we mentioned earlier, our goal was to set $TTI_{n,i}$ to $E[\beta_{n,i}]$. However, in order to efficiently utilize resources at helper n , the collector should send a packet before or immediately after receiving the computed value of the previous packet, *i.e.*, $TTI_{n,i} \leq T_{t_{n,i}} = T_{r_{n,i}} - T_{x_{n,i}}$ should be satisfied. Therefore, if the calculated $E[\beta_{n,i}]$ is larger than $T_{r_{n,i}} - T_{x_{n,i}}$, then we set $TTI_{n,i}$ as $T_{r_{n,i}} - T_{x_{n,i}}$ to satisfy this condition. Otherwise, we set $TTI_{n,i}$ to $E[\beta_{n,i}]$. Therefore, we have:

$$TTI_{n,i} = \min(T_{r_{n,i}} - T_{x_{n,i}}, E[\beta_{n,i}]). \quad (8)$$

CCP in a nutshell. The main goal of CCP is to determine packet transmission intervals; $TTI_{n,i}$ as described in (8) and summarized in Algorithm 1. Note that Algorithm 1 has also a timeout value defined in line 14, which is needed for unresponsive helpers. If helper n is not responsive, $TTI_{n,i}$ is quickly increased as shown in line 13 so that fewer and fewer packets could be offloaded to that helper. In particular, CCP doubles $TTI_{n,i}$ when the timeout for receiving ACK occurs. This is inspired by additive increase multiplicative decrease strategy of TCP, where the number of transmitted packets are halved to backoff quickly when the system is not responding.

After $TTI_{n,i}$ is updated when a transmitted packet is ACKed or timeout occurs, this interval is used to determine the transmission times of the next coded packets. In particular, coded packets from the set $\{v_1, v_2, \dots, v_{R+K}\}$ are transmitted one by one to all helpers with intervals $TTI_{n,i}$ until (i) $TTI_{n,i}$ is updated with a new ACK packet or timeout occurs, or (ii) the collector collects $R + K$ computed packets.

Algorithm 1 CCP algorithm at the collector

```

1: Initialize:  $Tu_n = 0, Tx_{n,1} = 0, XTT_{n,1} = 0, TO_n = \infty, \forall n \in \mathcal{N}$ .
2: while  $R + K$  calculated packets have not been received do
3:   if An ACK for successful transmission of packet  $p_{n,i}$  is received from helper  $n$  then
4:     Calculate  $RTT_n^{\text{data}}$  according to (4).
5:   if Calculated packet  $p_{n,i}x$  and the corresponding computation ACK is received before timeout expires then
6:     if  $i == 1$  then
7:        $Tu_n = \frac{B_x}{B_x + B_{\text{ack}}} RTT_n^{\text{ack}}$ 
8:     else
9:        $XTT_{n,i} = Tr_{n,i-1} - Tx_{n,i}$ .
10:      Calculate  $Tu_n$  according to (7)
11:      Calculate  $TTI_{n,i}$  according to (5) and (8)
12:    else
13:       $TTI_{n,i} = 2 \times TTI_{n,i}$ .
14:    Update timeout as  $TO_n = 2(TTI_{n,i} + RTT_n^{\text{data}})$ 

```

4 EFFICIENCY OF CCP

In this section, we analyze the efficiency of CCP in each helper, where the efficiency represents the effective utilization of resources at each helper. For example, if helper n is underutilized, its efficiency reduces.

First, we characterize the time $Tu_{n,i}$ that helper n is underutilized before computing packet $p_{n,i}x$.³ As seen in Fig. 2(c), helper n is underutilized before computing packet $p_{n,i}x$, if $TTI_{n,i-1}$, calculated according to (8), is larger than $\beta_{n,i-1}$. In this case, the helper is underutilized for the time period equal to the difference between $TTI_{n,i-1}$ and $\beta_{n,i-1}$, i.e., $Tu_{n,i} = \max(TTI_{n,i-1} - \beta_{n,i-1}, 0)$. By replacing $TTI_{n,i-1}$ from (8), we have:

$$Tu_{n,i} = \begin{cases} E[\beta_{n,i}] - \beta_{n,i-1}, & \text{if } Tr_{n,i-1} - Tx_{n,i-1} > E[\beta_{n,i}] > \beta_{n,i-1} \\ Tr_{n,i-1} - Tx_{n,i-1} - \beta_{n,i-1}, & \text{if } E[\beta_{n,i}] > Tr_{n,i-1} - Tx_{n,i-1} > \beta_{n,i-1} \\ 0, & \text{otherwise.} \end{cases} \quad (9)$$

$Tr_{n,i-1} - Tx_{n,i-1}$ in the above equation is equal to the time period between sending packet $p_{n,i-1}$ and receiving its computed value $p_{n,i-1}x$, which is the sum of computing delay, $\beta_{n,i-1}$ and an RTT of sending a packet; RTT_n^{data} . Therefore, (9) is expressed as

$$Tu_{n,i} = \begin{cases} RTT_n^{\text{data}}, & \text{if } 0 < \beta_{n,i-1} < E[\beta_{n,i}] - RTT_n^{\text{data}} \\ E[\beta_{n,i}] - \beta_{n,i-1}, & \text{if } E[\beta_{n,i}] - RTT_n^{\text{data}} < \beta_{n,i-1} < E[\beta_{n,i}] \\ 0, & \text{otherwise.} \end{cases} \quad (10)$$

The next theorem characterizes the expected value of underutilization time $E[Tu_{n,i}]$.

THEOREM 1. Assume that the runtime of each packet, i.e., $\beta_{n,i}$ is a random variable according to an i.i.d shifted exponential distribution with mean $a_n + 1/\mu_n$ and shifted value of a_n . The expected

³Note that $Tu_{n,i}$ is per packet under-utilization time, while Tu_n in (7) is cumulative under-utilization time.

value of the duration that helper n is underutilized per packet, is characterized as:

$$E[Tu_{n,i}] = \begin{cases} \frac{1}{(e\mu_n)} \left(1 - e^{(\mu_n RTT_n^{\text{data}})}\right) + RTT_n^{\text{data}}, & \text{if } RTT_n^{\text{data}} < \frac{1}{\mu_n} \\ \frac{1}{(e\mu_n)}, & \text{otherwise.} \end{cases} \quad (11)$$

Proof: The proof is provided in Appendix A. ■

We define the efficiency of helper n as $\gamma_n = 1 - E[Tu_{n,i}]/E[\beta_{n,i}]$. Note that $E[Tu_{n,i}]$ is the expected time that helper is underutilized per packet, while $E[\beta_{n,i}]$ is the expected runtime duration, i.e., the expected time that helper n works per packet. Thus, $E[Tu_{n,i}]/E[\beta_{n,i}]$ becomes the under-utilization ratio of helper n , so $\gamma_n = 1 - E[Tu_{n,i}]/E[\beta_{n,i}]$ becomes efficiency. From (11) and replacing $E[\beta_{n,i}]$ with $a_n + 1/\mu_n$ ⁴, γ_n is expressed as the following:

$$\gamma_n = \begin{cases} \frac{1 + a_n \mu_n - \mu_n RTT_n^{\text{data}} - 1/e + \exp(\mu_n RTT_n^{\text{data}} - 1)}{1 + a_n \mu_n}, & \text{if } RTT_n^{\text{data}} < 1/\mu_n \\ \frac{e(1 + a_n \mu_n) - 1}{e(1 + a_n \mu_n)}, & \text{otherwise.} \end{cases} \quad (12)$$

We show through simulations (in Section 6) that, (i) γ_n in (12) is larger than 99%, and (ii) CCP's efficiency is even larger than γ_n as γ_n in (12) is the average analysis.

5 TASK COMPLETION DELAY OF CCP

In this section, we provide task completion delay analysis of CCP. First, we characterize the delay performance of CCP when the number of tasks are finite. Then, we provide average delay analysis for large number of tasks. This analysis holds for any runtime distribution. Finally, we calculate the task completion delay of CCP in a closed form when runtimes follow shifted exponential distribution.

5.1 Finite Number of Tasks

In this section, we analyze the delay performance of CCP as compared to the best and naive task allocation algorithms for finite number of tasks. The best algorithm knows the runtimes of helpers $\beta_{n,i}$ a priori, and allocates tasks accordingly. Although the best algorithm is not practical, it is a nice baseline to understand the performance of CCP. The task completion delay of the best algorithm T_{best} is:

$$T_{\text{best}} = \max_{n \in \mathcal{N}} \left(RTT_n^{\text{data}} + \sum_{i=1}^{r_n^{\text{best}}} \beta_{n,i} \right), \quad (13)$$

where $r_n^{\text{best}} = \operatorname{argmin}_{r_n} \max_{n \in \mathcal{N}} \left(RTT_n^{\text{data}} + \sum_{i=1}^{r_n} \beta_{n,i} \right)$. In (13), RTT_n^{data} comes from the fact that there is delay for sending the first packet $p_{n,1}$, and receiving the last computed packet, $p_{n,r_n}x$ even if $\beta_{n,i}$'s are known a priori.

There is a gap between CCP and the best algorithm as CCP is practical, while the best algorithm is not. Next, we characterize the gap between CCP and the best algorithm. The task completion delay

⁴Note that (5) calculates the expected runtime for our CCP algorithm, where the helpers can process packets according to any runtime distribution. However, in this section, for the sake of analysis, we assume that runtime distribution is shifted exponential.

of CCP is T_{ccp} and expressed as:

$$T_{\text{ccp}} = \max_{n \in \mathcal{N}} \left(RTT_n^{\text{data}} + \sum_{i=1}^{r_n^{\text{ccp}}} (\beta_{n,i} + Tu_{n,i}) \right), \quad (14)$$

where $r_n^{\text{ccp}} = \operatorname{argmin}_{r_n} \max_{n \in \mathcal{N}} \left(RTT_n^{\text{data}} + \sum_{i=1}^{r_n} (\beta_{n,i} + Tu_{n,i}) \right)$, and $Tu_{n,i}$ is per packet under-utilization time at helper n , which occurs as CCP does not have a priori knowledge of $\beta_{n,i}$, so it determines packet transmission times using $TTI_{n,i}$ in (8). The gap between T_{ccp} and T_{best} is upper bounded by:

$$\begin{aligned} T_{\text{ccp}} - T_{\text{best}} &= \max_{n \in \mathcal{N}} \left(RTT_n^{\text{data}} + \sum_{i=1}^{r_n^{\text{ccp}}} \beta_{n,i} + Tu_{n,i} \right) \\ &\quad - \max_{n \in \mathcal{N}} \left(\left(RTT_n^{\text{data}} + \sum_{i=1}^{r_n^{\text{best}}} \beta_{n,i} \right) \right) \\ &\leq \max_{n \in \mathcal{N}} \left(\left(RTT_n^{\text{data}} + \sum_{i=1}^{r_n^{\text{best}}} \beta_{n,i} + Tu_{n,i} \right) \right) \\ &\quad - \max_{n \in \mathcal{N}} \left(\left(RTT_n^{\text{data}} + \sum_{i=1}^{r_n^{\text{best}}} \beta_{n,i} \right) \right) \\ &\leq \max_{n \in \mathcal{N}} \left(\left(RTT_n^{\text{data}} + \sum_{i=1}^{r_n^{\text{best}}} \beta_{n,i} \right) \right) + \max_{n \in \mathcal{N}} \sum_{i=1}^{r_n^{\text{best}}} Tu_{n,i} \\ &\quad - \max_{n \in \mathcal{N}} \left(\left(RTT_n^{\text{data}} + \sum_{i=1}^{r_n^{\text{best}}} \beta_{n,i} \right) \right) \\ &= \max_{n \in \mathcal{N}} \sum_{i=1}^{r_n^{\text{best}}} Tu_{n,i}, \end{aligned} \quad (15)$$

where, the first inequality comes from $r_n^{\text{ccp}} = \operatorname{argmin}_{r_n} \max_{n \in \mathcal{N}} \left(RTT_n^{\text{data}} + \sum_{i=1}^{r_n} (\beta_{n,i} + Tu_{n,i}) \right)$ and the second inequality comes from the fact that $\max(f(x) + g(x)) < (\max(f(x)) + \max(g(x)))$.⁵ As seen, the performance of CCP increases with decreasing $Tu_{n,i}$, *i.e.*, increasing efficiency in (12). Next, we find an upper bound on the task completion delay performance of CCP.

To find an upper bound of T_{ccp} , we consider a naive task allocation algorithm, where each packet is transmitted from the collector to each helper n when the previous computed packet is received from the helper. In this method, the total delay for receiving each computed packet i from the helper n at the collector is equal to the transmission delay of RTT_n^{data} plus the computing delay of $\beta_{n,i}$. Therefore, the total completion delay for this method, denoted by T_{naive} , is equal to:

$$T_{\text{naive}} = \max_{n \in \mathcal{N}} \left(\sum_{i=1}^{r_n^{\text{naive}}} (RTT_n^{\text{data}} + \beta_{n,i}) \right), \quad (16)$$

where $r_n^{\text{naive}} = \operatorname{argmin}_{r_n} \left(\max_{n \in \mathcal{N}} \sum_{i=1}^{r_n} (RTT_n^{\text{data}} + \beta_{n,i}) \right)$. T_{naive} is larger than T_{ccp} , as CCP transmits a packet to each helper before or

right after the previous computed packet is received at the collector. Therefore, T_{naive} is an upper bound of T_{ccp} . Next, similar to the derivation of (15), we calculate the gap between T_{naive} and T_{ccp} :

$$\begin{aligned} T_{\text{naive}} - T_{\text{ccp}} &= \max_{n \in \mathcal{N}} \sum_{i=1}^{r_n^{\text{naive}}} \left(RTT_n^{\text{data}} + \beta_{n,i} \right) \\ &\quad - \max_{n \in \mathcal{N}} \left(RTT_n^{\text{data}} + \sum_{i=1}^{r_n^{\text{ccp}}} (\beta_{n,i} + Tu_{n,i}) \right) \\ &\geq \max_{n \in \mathcal{N}} \sum_{i=1}^{r_n^{\text{naive}}} \left(RTT_n^{\text{data}} + \beta_{n,i} \right) \\ &\quad - \max_{n \in \mathcal{N}} \left(RTT_n^{\text{data}} + \sum_{i=1}^{r_n^{\text{naive}}} (\beta_{n,i} + Tu_{n,i}) \right) \\ &\geq \max_{n \in \mathcal{N}} \sum_{i=1}^{r_n^{\text{naive}}} \left(RTT_n^{\text{data}} + \beta_{n,i} \right) \\ &\quad - \max_{n \in \mathcal{N}} \sum_{i=1}^{r_n^{\text{naive}}} \left(RTT_n^{\text{data}} + \beta_{n,i} \right) \\ &\quad - \max_{n \in \mathcal{N}} \left(-(r_n^{\text{naive}} - 1)RTT_n^{\text{data}} \right) - \max_{n \in \mathcal{N}} \sum_{i=1}^{r_n^{\text{naive}}} (Tu_{n,i}) \\ &= \min_{n \in \mathcal{N}} \left((r_n^{\text{naive}} - 1)RTT_n^{\text{data}} \right) - \max_{n \in \mathcal{N}} \sum_{i=1}^{r_n^{\text{naive}}} (Tu_{n,i}). \end{aligned} \quad (17)$$

As seen, there is a gap between T_{naive} and T_{ccp} that asymptotically grows with increasing number of tasks. This shows the effectiveness of our approach as compared to the naive algorithm for finite number of tasks. In the next section, we will provide average task completion delay analysis of CCP.

5.2 Average Task Completion Delay of CCP

In this section, we analyze the delay performance of CCP on the average, and show that CCP is optimal in terms of minimizing the average task completion delay. Towards this goal, we start with understanding the optimal task allocation mechanism, and then discuss the optimality of CCP.

5.2.1 Optimal Task Allocation. The optimal task allocation mechanism solves the following optimization problem:

$$\begin{aligned} &\min_{r_1, \dots, r_N} \max_{n \in \mathcal{N}} D_n \\ &\text{subject to } \sum_{n=1}^N r_n = R + K, \end{aligned} \quad (18)$$

where D_n is the task completion delay of helper n to receive r_n coded packets, compute them, and send the results back to the collector. The goal of the optimization problem in (18) is to minimize the total completion delay, which is equal to $\max_{n \in \mathcal{N}} D_n$, as helpers compute their tasks in parallel. The constraint in (18) is a task conservation constraint that guarantees that resources of helpers are not

⁵Note that in (15), we assume that the computing time for packet i at helper n is the same both in the best algorithm and CCP, which is necessary for fair comparison. We make the same assumption in (17).

wasted. D_n following the same argument in (13) is expressed as

$$D_n = RTT_n^{\text{data}} + \sum_{i=1}^{r_n} \beta_{n,i}. \quad (19)$$

For large values R , RTT_n^{data} becomes negligible as compared to $\sum_{i=1}^{r_n} \beta_{n,i}$, i.e., $(RTT_n^{\text{data}} \ll \sum_{i=1}^{r_n} \beta_{n,i})$. Thus, D_n can be approximated as $\sum_{i=1}^{r_n} \beta_{n,i}$ and the optimization problem in (18) is expressed as:

$$\begin{aligned} & \min_{r_1, \dots, r_N} \max_{n \in \mathcal{N}} \sum_{i=1}^{r_n} \beta_{n,i} \\ & \text{subject to } \sum_{n=1}^N r_n = R + K \\ & r_n \in \mathbb{N}, \forall n \in \mathcal{N}. \end{aligned} \quad (20)$$

The expected value of the objective function of (20) is expressed as $E[\max_{n \in \mathcal{N}} \sum_{i=1}^{r_n} \beta_{n,i}]$, which is equal to $\max_{n \in \mathcal{N}} \sum_{i=1}^{r_n} E[\beta_{n,i}] = \max_{n \in \mathcal{N}} r_n E[\beta_{n,i}]$ where expectation is across the packets. Assuming that (i) the average task completion delay is $T = \max_{n \in \mathcal{N}} r_n E[\beta_{n,i}]$, and (ii) ignoring the integer constraint in (20) as it is irrelevant on the average, (20) is reformulated to optimize the average task completion delay as

$$\begin{aligned} & \min_{r_1, \dots, r_N} T \\ & \text{subject to } r_n E[\beta_{n,i}] \leq T, \forall n \\ & \sum_{n=1}^N r_n = R + K. \end{aligned} \quad (21)$$

When we solve (21) using Lagrange relaxation, we obtain the optimal task completion time T_{opt} as

$$T_{\text{opt}} = \frac{R + K}{\sum_{n=1}^N \frac{1}{E[\beta_{n,i}]}} \quad (22)$$

and the optimal task allocation r_n^{opt} as

$$r_n^{\text{opt}} = \frac{R + K}{E[\beta_{n,i}] \sum_{n=1}^N \frac{1}{E[\beta_{n,i}]}}. \quad (23)$$

5.2.2 Optimality of CCP. As seen, the optimal number of packets that should be allocated to helper n is inversely proportional to the average computing time per packet for helper n . Note that an algorithm that allocates packets to helpers with $E[\beta_{n,i}]$ frequency also achieves the optimal task completion delay in (22). CCP, although it is a gradual algorithm, allocates packets to helpers at every $E[\beta_{n,i}]$ according to (8), so it is intuitive to conclude that CCP performs close to the optimal task allocation on the average. Next, we show that CCP achieves optimal task allocation on the average.

Let us focus on helper n . Sub-tasks arrive to helper n deterministically $E[\beta_i]$ times apart according to CCP. We assume that small fraction ϵ of subtasks are dropped (not processed) by helper n , and the rest of packets are processed with the average time of $E[\beta_i]$ per packet. We can model the helper n 's task arrival process as a D/G/1 queue with arrival rate $\lambda = \frac{1}{E[\beta_i] + \epsilon}$ (with arbitrarily small ϵ) and the departure rate $\mu = 1/E[\beta_i]$. Next, we show that this queue has the minimum idle time and finite waiting time.

We know from [20] that the average idle time between two successive arrivals, denoted by T_n^{idle} , for a G/G/1 queue (and thus a D/G/1 queue) is equal to:

$$T_n^{\text{idle}} = \frac{1 - \rho}{\lambda} = \frac{1}{\lambda} - \frac{1}{\mu}, \quad (24)$$

where $\rho = \lambda/\mu$. Therefore, our D/G/1 queue with $\lambda = \frac{1}{E[\beta_i] + \epsilon}$ and $\mu = 1/E[\beta_i]$ has the minimum average idle time of:

$$T_n^{\text{idle}} = E[\beta_i] + \epsilon - E[\beta_i] = \epsilon. \quad (25)$$

Thus, the total idle time of the system is $\sum_{n \in \mathcal{N}} T_n^{\text{idle}} = N\epsilon$, which is arbitrarily small for finite set \mathcal{N} . This shows that the system resources are wasted $N\epsilon$ of the time, which is arbitrarily small. This is a necessary condition for optimality.

As a sufficient condition, we should show that the D/G/1 queue we described above has a stationary distribution, or equivalently the average waiting time in the queue is finite. The mean stationary waiting time, T_n^{waiting} , for a G/G/1 queue from [20] is upper bounded by:

$$T_n^{\text{waiting}} \leq \frac{\lambda(\sigma_x^2 + \sigma_s^2)}{2(1 - \rho)}, \quad (26)$$

where σ_x^2 and σ_s^2 are the variances of the arrival and service times, respectively. As seen, for our queueing system with deterministic arrival process (i.e., $\sigma_x^2 = 0$), the upper bound of T_n^{waiting} is equal to $\frac{\sigma_s^2}{2\epsilon}$. Thus, the average waiting time is finite for any service time distribution (including exponential and shifted exponential distributions) with finite variance. This shows the optimality of CCP for any computing time distribution that has a finite variance.

5.3 Case Study: Shifted Exponential Distribution

In this section, we characterize the optimal task completion delay T_{opt} in (13) for two delay models. Model I: The processing time of each packet $p_{n,i}$ at helper n follows a shifted exponential distribution, and processing times of packets are i.i.d. This model suits well for IoT applications where helpers have heterogeneous and time-varying resources, and our CCP algorithm is designed based on this model. Model II: Assuming that r_n packets are offloaded to helper n , the processing time of all of these packets follows a shifted exponential distribution. This model is inspired from [3] and [7], and suits well for large scale computing systems rather than IoT. We analyze the completion time of our CCP mechanism for both models as described next.

THEOREM 2. *The optimum task completion delay, i.e., T_{opt} , is characterized as*

$$T_{\text{opt}} = \frac{R + K}{\sum_{n \in \mathcal{N}} \frac{\mu_n}{1 + a_n \mu_n}} \quad (27)$$

for large R , and when $\beta_{n,i}$, the runtime for computing packet $p_{n,i}$ by helper n , is an i.i.d shifted exponential random variable with mean $a_n + 1/\mu_n$ and shifted value of a_n (i.e., Model I).

Proof: By replacing $E[\beta_{n,i}]$ in 22 with $a_n + 1/\mu_n$, T_{opt} is equal to:

$$T_{\text{opt}} = \frac{R + K}{\sum_{n \in \mathcal{N}} \frac{\mu_n}{1 + a_n \mu_n}}, \quad (28)$$

■

THEOREM 3. The optimum task completion delay, i.e., T_{opt} , is characterized for Model II as

$$T_{opt} = \frac{R + K}{\sum_{n \in \mathcal{N}} \frac{1}{\beta_n}}, \quad (29)$$

where R is large, β_n is the processing time of each packet $p_{n,i}$ at helper n and is equal for all packets; i.e., $\beta_{n,i} = \beta_n, \forall i$. With the assumption that β_n is a shifted exponential random variable with mean $a_n + 1/\mu_n$ and shifted value of a_n , $E[T_{opt}]$ is upper bounded by:

$$E[T_{opt}] \leq \frac{R + K}{\sum_{n \in \mathcal{N}} \frac{\mu_n}{1 + a_n \mu_n}}, \quad (30)$$

Proof: The proof is provided in Appendix B. ■

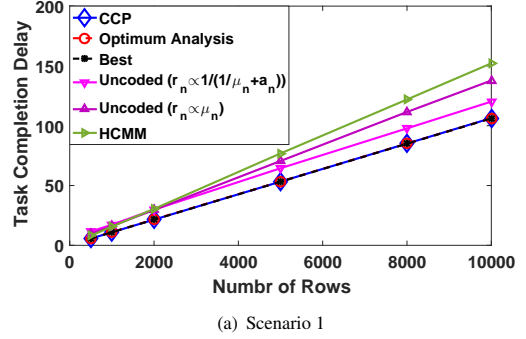
6 SIMULATION RESULTS

In this section, we evaluate our Cooperative Computation Protocol (CCP). We consider two scenarios: (i) Scenario 1, where the system resources for each helper vary over time. In this scenario, the runtime for computing each packet $p_{n,i}, \forall i$ at each helper n is an i.i.d shifted exponential random variable with shifted value a_n and mean $a_n + 1/\mu_n$, and (ii) Scenario 2, where the runtime for computing packets in helper n does not change over time, i.e., $\beta_{n,i} = \beta_n, \forall i$, and $\beta_n, \forall n \in \mathcal{N}$ is a shifted exponential random variable with shifted value a_n and mean $a_n + 1/\mu_n$.⁶

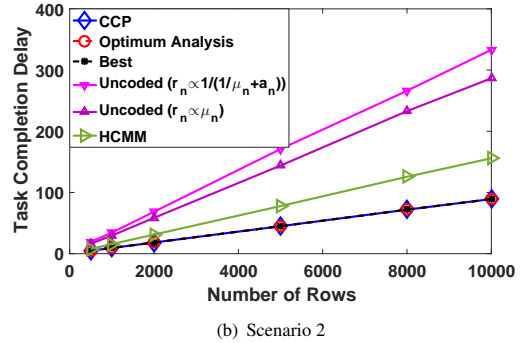
We evaluate CCP algorithm for Scenarios 1 and 2 and compare its task completion delay with: (i) Optimum Analysis: The theoretical task completion delay characterization given by Theorem 2 for Scenario 1 and Theorem 3 for Scenario 2. (ii) Best: Realization of the best algorithm formulated in (13) by knowing $\beta_{n,i}$ a priori at the collector and setting $TTI_{n,i}$ as $\beta_{n,i}$. (iii) Uncoded: r_n packets without coding are assigned to each helper n , and the collector waits to receive computed values from all helpers. We consider two scenarios for setting r_n ; the first one is proportional to $\frac{1}{a_n + 1/\mu_n}$ (mean of $\beta_{n,i}$), and the second one is proportional to μ_n . (iv) HCMM: Coded cooperation framework developed in [7] using block codes.

In our simulations, each simulated point is obtained by averaging over 200 iterations for $N = 100$ helpers. The transmission rate for sending each packet from the collector to each helper n and from helper n to the collector is a Poisson random variable with an average selected uniformly between 10 Mbps and 20 Mbps for each helper n . The size of a transmitted packet $p_{n,i}$ is set to $B_x = 8R$ bits, where R is the number of rows of matrix A , and it varies from 0 to 10,000 in our simulations. The sizes of a computed packet $p_{n,i}x$ and an acknowledgement packet are set to $B_r = 8$ bits and $B_{ack} = 1$ bit, respectively. We introduce 5% coding overhead for CCP, Optimum Analysis and Best.

Task Completion Delay vs. Number of Rows: Fig. 3(a) shows completion delay versus number of rows for Scenario 1, where the runtime for computing each packet by helper n , $\beta_{n,i}, \forall i$, is a shifted exponential random variable with shifted value of $a_n = 0.5$ and mean of $a_n + 1/\mu_n$, where μ_n is selected uniformly from $\{1, 2, 4\}$. As seen, CCP performs close to the Optimum Analysis (27) and the



(a) Scenario 1



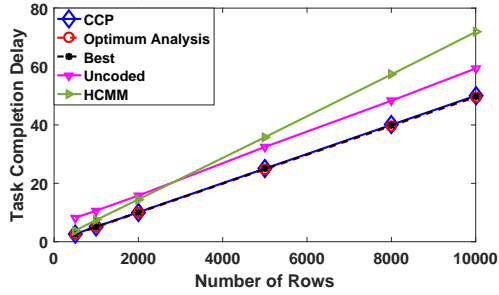
(b) Scenario 2

Figure 3: Task completion delay vs. number of rows/packets for (i) Scenario 1, and (ii) Scenario 2, where the runtime for computing one row by helper n is selected from a shifted exponential distribution with $a_n = 0.5, \forall n \in \mathcal{N}$ and μ_n , which is selected uniformly from $\{1, 2, 4\}$.

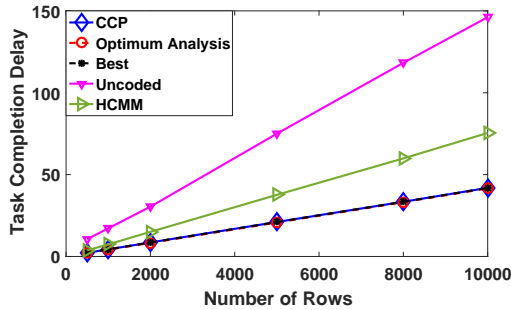
best algorithm. This shows the effectiveness of our proposed algorithm. In addition, CCP performs better than the baselines. In particular, in average, 30% and 24% improvement is obtained by CCP over HCMM and no coding, respectively. Fig. 3(b) considers the same setup but for Scenario 2, where the runtime for computing r_n packets by helper n is $r_n \beta_n$, where β_n is selected from a shifted exponential distribution with $a_n = 0.5, \forall n \in \mathcal{N}$ and μ_n , which is selected uniformly from $\{1, 2, 4\}$. As seen, for this scenario, CCP performs close to the Optimum Analysis given by (29) and the best algorithm. CCP performs better than HCMM, and HCMM performs better than no coding. In particular, in average, 40% and 69% improvement is obtained by CCP over HCMM and no coding, respectively. Note that uncoded performs better than HCMM for Scenario 1, as HCMM is designed for Scenario 2, so it does not work well in Scenario 1. CCP performs well in both scenarios.

Fig. 4 shows completion delay versus number of rows for both Scenarios 1 and 2, where the runtime for computing the rows by each helper n , is from a shifted exponential distribution with $\mu_n, n \in \mathcal{N}$ selected uniformly from $\{1, 3, 9\}$ and $a_n = 1/\mu_n$ (different shifted values for different helpers). As seen, CCP performs close to Optimum Analysis and the best algorithm and much better than the

⁶Note that Scenarios 1 and 2 correspond to Models I and II in Section 5.3, respectively.



(a) Scenario 1



(b) Scenario 2

Figure 4: Task completion delay vs. number of rows/packets for (i) Scenario 1, and (ii) Scenario 2, where the runtime for computing one row by each helper n is selected from a shifted exponential distribution with μ_n , which is selected uniformly from $\{1, 3, 9\}$ for different helpers and $a_n = 1/\mu_n, \forall n \in \mathcal{N}$

baselines. In particular for Scenario 1, more than 30% and 15% improvement is obtained by CCP over HCMM and no coding, respectively. Also, for Scenario 2, in average, 42% and 73% improvement is obtained by CCP over HCMM and no coding, respectively.

Efficiency: We calculated the efficiency of helpers for different simulation setups and compared it with the theoretical efficiency obtained in (12) for Scenario 1. For all simulation setups, the average efficiency over all helpers was around 99% and the theoretical efficiency was a little lower than the simulated efficiency. *E.g.*, for $R = 8000$ rows, where $\mu_n, n \in \mathcal{N}$ is selected uniformly from $\{1, 3, 9\}$ and $a_n = 1/\mu_n$, the average of efficiency over all helpers is 99.7072% and the average of theoretical efficiency is 99.4115%. This is expected as the theoretical efficiency is based on the average analysis.

We also calculate the efficiency of helpers for Scenario 2. For all simulation setups, the average efficiency over all helpers was around 99%, *e.g.*, for $R = 8000$ rows, where $\mu_n, n \in \mathcal{N}$ is selected uniformly from $\{1, 3, 9\}$ and $a_n = 1/\mu_n$, the average of efficiency over all helpers was 99.9267%. Note that the theoretical efficiency for Scenario 1 is 100%. The simulated efficiency is lower than the theoretical one, because the simulation underutilizes the helpers when transmitting the very first packets, *i.e.*, before the collector estimates the resources of helpers.

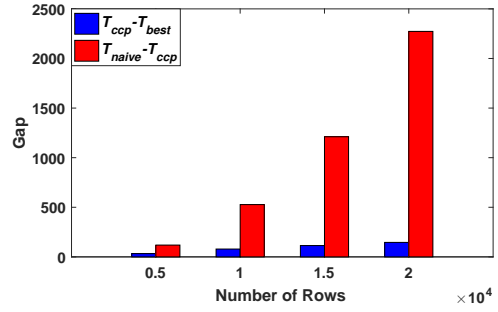


Figure 5: CCP as compared to best and naive algorithms.

CCP as Compared to Best And Naive Algorithms: Fig. 5, shows the gap between CCP and the best algorithm, which is characterized in (15), and the gap between CCP and the naive algorithm, which is characterized in (17). For calculating T_{best} , we assume $\beta_{n,i}$'s are known a priori and we set $TTI_{n,i}$ as $\beta_{n,i}$; T_{best} is the time for receiving the $(R + K)$ th computed packet at the collector. For calculating T_{naive} , we send a packet to each helper n right after the previous computed packet is received at the collector from that helper; T_{naive} is the time for receiving the $(R + K)$ th computed packet at the collector. As expected, the gap between T_{ccp} and T_{naive} increases rapidly with increasing the number of rows, while the gap between T_{ccp} and T_{best} remains small with increasing the number of rows. For the simulation results of Fig. 5, $N = 10$ helpers are used and the transmission rate for sending each packet from the collector to each helper n and from helper n to the collector is a Poisson random variable with an average selected uniformly between 0.1 Mbps and 0.2 Mbps for each helper n . The other parameters are the same as the parameters used in Fig. 3(b).

7 RELATED WORK

Cooperative computation is a promising approach for localized data processing for IoT, where computationally intensive tasks in a device (collector device) could be offloaded to another device or servers (helpers) in close proximity [1], [2]. Indeed, cooperative computation mechanisms by exploiting D2D connections of mobile devices in close proximity are developed in [14] and [15]. A similar approach is considered in [16] with particular focus on load balancing across workers. As compared to this line of work, we consider coded cooperative computation.

Coded cooperative computation is shown to provide higher reliability, smaller delay, and reduced communication cost in MapReduce framework [17], where computationally intensive tasks are offloaded to distributed server clusters [18]. In [3] and [19], coded computation for matrix multiplication is considered, where matrix A is divided into sub-matrices and each sub-matrix is sent from the master node (called collector in our work) to one of the worker nodes (called helpers in our work) for matrix multiplication with the assumption that the helpers are homogeneous. In [3], workload of the worker nodes is optimized such that the overall runtime is minimized. In [7], the same problem is considered, but with the assumption that workers are heterogeneous in terms of their resources.

Compared to this line of work, we develop CCP, a practical algorithm that is (i) adaptive to the time-varying resources of helpers, and (ii) does not require any prior information about the computation capabilities of the helpers. As shown, our proposed method reduces the task completion delay as compared to prior work.

8 CONCLUSION

In this paper, we designed a Computation Control Protocol (CCP), where heterogeneous IoT devices with different computation capabilities and energy resources are connected to each other. In CCP, a collector device divides tasks into sub-tasks, offloads them to helpers by taking into account heterogeneous resources. CCP is (i) a dynamic algorithm that efficiently utilizes the potential of each helper while not overutilizing them, (ii) adaptive to the time-varying resources at helpers. We analyzed the performance of CCP in terms of task completion delay and efficiency. Simulation results confirm that CCP reduces the completion delay and is efficient.

REFERENCES

- [1] Y. Li and W. Wang, "Can mobile cloudlets support mobile applications?," *IEEE INFOCOM 2014 - IEEE Conference on Computer Communications*, Toronto, ON, 2014, pp. 1060-1068.
- [2] M. Chen, Y. Hao, Y. Li, C. F. Lai and D. Wu, "On the computation offloading at ad hoc cloudlet: architecture and service modes," in *IEEE Communications Magazine*, vol. 53, no. 6, pp. 18-24, June 2015.
- [3] K. Lee, M. Lam, R. Pedarsani, D. Papailiopoulos and K. Ramchandran, "Speeding up distributed machine learning using codes," in *Proc. of IEEE International Symposium on Information Theory (ISIT)*, Barcelona, Spain, July 2016.
- [4] C. Burges, T. Shaked, E. Renshaw, A. Lazier, M. Deeds, N. Hamilton, and G. Hullender, "Learning to rank using gradient descent," in *Proceedings of the 22nd international conference on Machine learning*. ACM, 2005, pp. 89-96.
- [5] T. Zhang, "Solving large scale linear prediction problems using stochastic gradient descent algorithms," in *Proceedings of the twenty-first international conference on Machine learning*. ACM, 2004, p. 116.
- [6] L. Bottou, "Large-scale machine learning with stochastic gradient descent," in *Proceedings of COMPSTAT 2010*. Springer, 2010, pp. 177-186.
- [7] A. Reiszadeh, S. Prakash, R. Pedarsani and A. S. Avestimehr, "Coded Computation over Heterogeneous Clusters," available in ArXiv, arXiv:1701.05973.
- [8] M. Luby, "LT codes," in *Proc. of The 43rd Annual IEEE Symposium on Foundations of Computer Science*, 2002.
- [9] A. Shokrollahi, "Raptor codes," in *IEEE Transactions on Information Theory*, vol. 52, no. 6, pp. 2551-2567, June 2006.
- [10] D. J. C. MacKay, "Fountain codes," in *IEE Proceedings - Communications*, vol. 152, no. 6, pp. 1062-1068, 9 Dec. 2005.
- [11] T. Ho, R. Koetter, M. Medard, D. R. Karger and M. Effros, "The benefits of coding over routing in a randomized setting," in *Proc. of IEEE International Symposium on Information Theory*, 2003.
- [12] S. Lin, D. J. Costello, and M. J. Miller. "Automatic-repeat-request error-control schemes," in *IEEE Communications Magazine*, vol. 22(12), pp. 5-17, 1984.
- [13] K. Lai, M. Feldman, I. Stoica and J. Chuang, "Incentives for Cooperation in Peer-to-Peer Networks," in *Workshop on Economics of Peer-to-Peer Systems*, Berkeley, CA, 2003.
- [14] R. K. Lomotoy and R. Deters, "Architectural designs from mobile cloud computing to ubiquitous cloud computing - survey," in *Proc. IEEE Services*, Anchorage, Alaska, June 2014.
- [15] E. Miluzzo, R. Caceres and Y. Chen, "Vision: mclouds - computing on clouds of mobile devices," in *ACM workshop on Mobile cloud computing and services*, Low Wood Bay, Lake District, UK, June 2012.
- [16] T. Penner, A. Johnson, B. V. Slyke, M. Guirguis and Q. Gu, "Transient clouds: Assignment and collaborative execution of tasks on mobile devices," in *Proc. IEEE GLOBECOM*, Austin, TX, Dec. 2014.
- [17] J. Dean and S. Ghemawat, "Mapreduce: simplified data processing on large clusters," in *Communications of the ACM*, vol. 51, no. 1, pp. 107-113, 2008.
- [18] S. Li, M. A. Maddah-Ali and A. S. Avestimehr, "Coded MapReduce," in *53rd Annual Allerton Conference on Communication, Control, and Computing (Allerton)*, Monticello, IL, 2015.
- [19] S. Dutta, V. Cadambe and P. Grover, "Short-dot: Computing large linear transforms distributedly using coded short dot products," in *Advances In Neural Information Processing Systems (NIPS)*, Barcelona, Spain, Dec. 2016.

- [20] D.P. Bertsekas and R.G. Gallager, "Data Networks," Prentice-Hall International, 1992.

APPENDIX A: PROOF OF THEOREM 1

With the assumption that $\beta_{n,i-1}$ is from a shifted exponential distribution with shifted value of a_n and mean of $a_n + 1/\mu_n$, $E[\beta_{n,i}]$ in (10) can be written as $a_n + 1/\mu_n$:

$$Tu_{n,i} = \begin{cases} RT_n^{\text{data}}, & \text{if } a_n < \beta_{n,i-1} < a_n + \frac{1}{\mu_n} - RT_n^{\text{data}} \\ a_n + \frac{1}{\mu_n} - \beta_{n,i-1}, & \text{if } a_n + \frac{1}{\mu_n} - RT_n^{\text{data}} < \beta_{n,i-1} < a_n + \frac{1}{\mu_n} \\ 0, & \text{otherwise,} \end{cases} \quad (31)$$

where, the random variable $\beta_{n,i-1}$ is always greater than its shifted value, a_n , i.e., the condition $\beta_{n,i-1} > a_n$ is always satisfied. From (31), the value of variable $Tu_{n,i}$ changes depending on the value of RT_n^{data} compared with the distribution parameter $1/\mu_n$. Therefore, (31) can be decomposed as:

$$Tu_{n,i} = \begin{cases} \tilde{T}_{n,i}, & \text{if } RT_n^{\text{data}} < 1/\mu_n \\ \bar{T}_{n,i}, & \text{otherwise,} \end{cases} \quad (32)$$

where,

$$\tilde{T}_{n,i} = \begin{cases} RT_n^{\text{data}}, & \text{if } a_n < \beta_{n,i-1} < a_n + \frac{1}{\mu_n} - RT_n^{\text{data}} \\ a_n + \frac{1}{\mu_n} - \beta_{n,i-1}, & \text{if } a_n + \frac{1}{\mu_n} - RT_n^{\text{data}} < \beta_{n,i-1} < a_n + \frac{1}{\mu_n} \\ 0, & \text{otherwise,} \end{cases} \quad (33)$$

and,

$$\bar{T}_{n,i} = \begin{cases} a_n + 1/\mu_n - \beta_{n,i-1}, & \text{if } a_n \leq \beta_{n,i-1} \leq a_n + 1/\mu_n \\ 0, & \text{otherwise} \end{cases} \quad (34)$$

To prove Theorem 1, we find the expected values of $\tilde{T}_{n,i}$ and $\bar{T}_{n,i}$. From (33), the average of $\tilde{T}_{n,i}$ is calculated as:

$$\begin{aligned} E[\tilde{T}_{n,i}] &= \int f_{\beta_{n,i-1}}(t) \tilde{T}_{n,i} dt \\ &= \int_{a_n}^{a_n + 1/\mu_n - RT_n^{\text{data}}} \mu_n \exp(-\mu_n(t - a_n)) RT_n^{\text{data}} dt \\ &\quad + \int_{a_n + 1/\mu_n - RT_n^{\text{data}}}^{a_n + 1/\mu_n} \mu_n \exp(-\mu_n(t - a_n)) (a_n + \frac{1}{\mu_n} - t) dt \\ &= RT_n^{\text{data}} + 1/\mu_n (\exp(-1) - \exp(\mu_n RT_n^{\text{data}} - 1)). \end{aligned} \quad (35)$$

Similarly, from (34), we can calculate the average of $\bar{T}_{n,i}$:

$$\begin{aligned} E[\bar{T}_{n,i}] &= \int f_{\beta_{n,i-1}}(t) \bar{T}_{n,i} dt \\ &= \int_{a_n}^{a_n + 1/\mu_n} \mu_n \exp(-\mu_n(t - a_n)) (a_n + 1/\mu_n - t) dt \\ &= 1/\mu_n \exp(-1). \end{aligned} \quad (36)$$

By replacing the obtained expected values of $\tilde{T}_{n,i}$ and $\bar{T}_{n,i}$ in (32), we have:

$$E[Tu_{n,i}] = \begin{cases} RTT_n^{\text{data}} + \frac{1}{\mu_n}(e^{-1} - \exp(\mu_n RTT_n^{\text{data}} - 1)), & \text{if } RTT_n^{\text{data}} < \frac{1}{\mu_n} \\ \frac{1}{\mu_n}e^{-1}, & \text{otherwise.} \end{cases} \quad (37)$$

This concludes the proof.

APPENDIX B: PROOF OF THEOREM 3

With the assumption that $\beta_{n,i} = \beta_n, \forall i$, $E[\beta_{n,i}]$ in (22), is equal to β_n , as the computation time for computing all packets by helper n are equal. Thus, the optimum completion delay is equal as:

$$T_{\text{opt}} = \frac{R + K}{\sum_{n \in \mathcal{N}} 1/\beta_n}. \quad (38)$$

This proves (29). Next, we prove (30).

We first define function $g(\beta_1, \beta_2, \dots, \beta_n) = \frac{1}{\sum_{n=1}^N \beta_n}$. This function is a concave function, as its second derivative with respect to $\beta_m, m = 1, 2, \dots, N$ is negative, as shown below:

$$\frac{d^2}{d(\beta_m)^2} g(\cdot) = \frac{d}{d\beta_m} \left(\frac{1}{\left(\sum_{n=1}^N 1/\beta_n\right)^2} \cdot \frac{1}{(\beta_m)^2} \right) \quad (39)$$

$$= \frac{2}{(\beta_m)^4 \left(\sum_{n=1}^N 1/\beta_n\right)^3} + \frac{-2}{(\beta_m)^3 \left(\sum_{n=1}^N 1/\beta_n\right)^2} \quad (40)$$

$$= \frac{2}{(\beta_m)^3 \left(\sum_{n=1}^N 1/\beta_n\right)^2} \left(\frac{-\beta_m \sum_{n=1, n \neq m}^N 1/\beta_n}{\beta_m \sum_{n=1}^N 1/\beta_n} \right) \quad (41)$$

$$\leq 0, \quad (42)$$

⁷Note that β_n is the computing time per packet and thus it should be positive. This is also considered when selecting shifted exponential distribution for β_n , as $\beta_n \geq a_n > 0$.

where the last inequality comes from the fact that $\beta_n, n = 1, 2, \dots, N$ is always positive⁷. For any concave function $g(x)$, the inequality of $E[g(x)] \leq g(E[x])$ is satisfied. Therefore, we have:

$$E[T_{\text{opt}}] = E \left[\frac{R + K}{\sum_{n \in \mathcal{N}} 1/\beta_n} \right] \quad (43)$$

$$= (R + K) E \left[\frac{1}{\sum_{n=1}^N 1/\beta_n} \right] \quad (44)$$

$$\leq (R + K) \frac{1}{\sum_{n=1}^N 1/E[\beta_n]} \quad (45)$$

$$= (R + K) \frac{1}{\sum_{n=1}^N \frac{\mu_n}{1+a_n \mu_n}}. \quad (46)$$

This concludes the proof.