

Markings in Perpetual Free-Choice Nets Are Fully Characterized by Their Enabled Transitions

Wil M.P. van der Aalst

Process and Data Science (PADS), RWTH Aachen University, Germany.
wvdaalst@pads.rwth-aachen.de

Abstract. A marked Petri net is *lucent* if there are no two different reachable markings enabling the same set of transitions, i.e., states are fully characterized by the transitions they enable. This paper explores the class of marked Petri nets that are lucent and proves that *perpetual marked free-choice nets* are lucent. Perpetual free-choice nets are free-choice Petri nets that are live and bounded and have a home cluster, i.e., there is a cluster such that from any reachable state there is a reachable state marking the places of this cluster. A home cluster in a perpetual net serves as a “regeneration point” of the process, e.g., to start a new process instance (case, job, cycle, etc.). Many “well-behaved” process models fall into this class. For example, the class of short-circuited sound workflow nets is perpetual. Also, the class of processes satisfying the conditions of the α algorithm for process discovery falls into this category. This paper shows that the states in a perpetual marked free-choice net are fully characterized by the transitions they enable, i.e., these process models are lucent. Having a one-to-one correspondence between the actions that can happen and the state of the process, is valuable in a variety of application domains. The full characterization of markings in terms of enabled transitions makes perpetual free-choice nets interesting for workflow analysis and process mining. In fact, we anticipate new verification, process discovery, and conformance checking techniques for the subclasses identified.

1 Introduction

Structure theory is a branch in Petri nets [5,17,18,19,20] that asks what behavioral properties can be derived from its structural properties [7,9,10]. Many different subclasses have been studied. Examples include state machines, marked graphs, free-choice nets, asymmetric choice nets, and nets without TP and PT handles. Structure theory also studies local structures such as traps and siphons that may reveal information about the behavior of the Petri net and includes linear algebraic characterizations of behavior involving the matrix equation or invariants [9,10,17].

In this paper, we focus on the following fairly general question: *What is the class of Petri nets for which each marking is uniquely identified by the set of*

enabled transitions? We call such nets *lucent*. A lucent marked Petri net cannot have two different reachable markings that enable the same set of transitions.

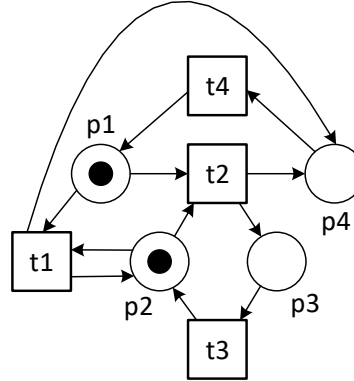


Fig. 1. A perpetual marked free-choice net (i.e., live, bounded, and having a home cluster) that is lucent (each reachable marking is unique in terms of the transitions it enables).

Consider, for example, the Petri net shown in Figure 1. There are four reachable markings. Marking $[p1, p2]$ enables $\{t1, t2\}$. Marking $[p1, p3]$ enables $\{t3\}$. Marking $[p2, p4]$ enables $\{t4\}$. Marking $[p3, p4]$ enables $\{t3, t4\}$. Hence, the marked net is lucent, because each of the four markings is uniquely identified by a particular set of enabled transitions. The Petri net shown in Figure 2 is not lucent. After firing either transition $t1$ or $t2$ only $t3$ is enabled, i.e., the two corresponding $[p2, p5]$ and $[p2, p6]$ markings enable the same set of transitions. The choice between $t4$ and $t5$ is controlled by a token in $p5$ or $p6$ and this state information is not “visible” when only $t3$ is enabled. As illustrated by Figure 2, it is easy to construct non-free-choice nets that are not lucent. Moreover, unbounded Petri nets cannot be lucent. These examples trigger the question: Which classes of marked Petri nets are guaranteed to be lucent?

In this paper, we will show that *perpetual marked free-choice nets* are always lucent. These nets are live and bounded and also have a so-called *home cluster*. A home cluster serves as a “regeneration point”, i.e., a state where all tokens mark a single cluster. The property does not hold in general. Liveness, boundedness, the existence of a home cluster, and the free-choice requirement are all needed. We will provide various counterexamples illustrating that dropping one of the requirements is not possible.

Free-choice nets are well studied [8,9,12,22]. The definite book on the structure theory of free-choice nets is [10]. Also, see [9] for pointers to literature. Therefore, it is surprising that the question whether markings are uniquely identified by the set of enabled transitions (i.e., lucency) has not been explored in literature. Most related to the results presented in this paper is the work on

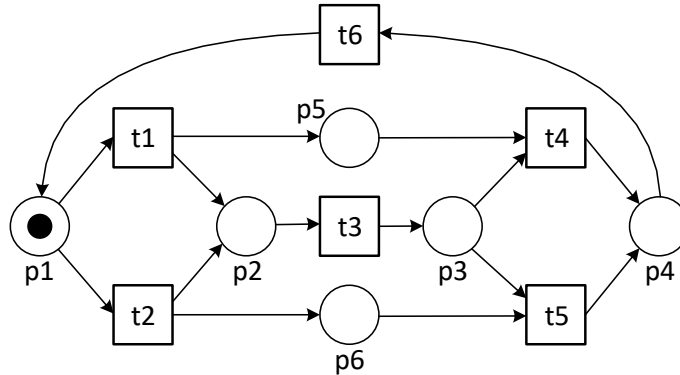


Fig. 2. A perpetual marked non-free-choice net that is not lucent because there are two reachable markings $([p2, p5]$ and $[p2, p6])$ enabling the same set of transitions $(\{t3\})$.

the so-called *blocking theorem* [14,23]. Blocking markings are reachable markings which enable transitions from only a single cluster. Removing the cluster yields a dead marking. Figure 1 has three blocking markings $([p1, p2]$, $[p1, p3]$, and $[p2, p4])$. The blocking theorem states that in a bounded and live free-choice net each cluster as a unique blocking marking. We will use this result, but prove a much more general property. *Note that we do not look at a single cluster and do not limit ourselves to blocking markings.* We consider all markings including states (partially) marking multiple clusters.

The class of perpetual marked free-choice nets is quite large. Often one would only like to consider live and bounded nets. Moreover, the existence of a “regeneration point” (home cluster) is quite general. For example, the class of short-circuited sound workflow nets is perpetual. Processes that are cyclic, often have a home cluster. Processes that have a clear start and end state can be short-circuited thus introducing a home cluster. This means that it is a natural assumption in the context of business process management [11], workflow management [21], and process mining [3]. For example, the representational bias of the α algorithm (i.e., the class of process models for which rediscovery is guaranteed) is limited to perpetual marked free-choice nets [6].

The remainder of this paper is organized as follows. Section 2 introduces preliminaries and known results (e.g., the blocking theorem). Section 3 defines lucency as a (desirable) behavioral property of marked Petri nets. Section 4 introduces perpetual nets and important notions like partial P-covers and local safeness. These are used to prove the main theorem of this paper showing that markings are unique in terms of the transitions they enable. Section 5 concludes the paper.

2 Preliminaries

This section introduces basic concepts related to Petri nets, subclasses of nets (e.g., free-choice nets and workflow nets), and blocking markings.

2.1 Petri Nets

Multisets are used to represent the state of a Petri net. $\mathcal{B}(A)$ is the set of all multisets over some set A . For some multiset $b \in \mathcal{B}(A)$, $b(a)$ denotes the number of times element $a \in A$ appears in b . Some examples: $b_1 = []$, $b_2 = [x, x, y]$, $b_3 = [x, y, z]$, $b_4 = [x, x, y, x, y, z]$, and $b_5 = [x^3, y^2, z]$ are multisets over $A = \{x, y, z\}$. b_1 is the empty multiset, b_2 and b_3 both consist of three elements, and $b_4 = b_5$, i.e., the ordering of elements is irrelevant and a more compact notation may be used for repeating elements.

The standard set operators can be extended to multisets, e.g., $x \in b_2$, $b_2 \uplus b_3 = b_4$, $b_5 \setminus b_2 = b_3$, $|b_5| = 6$, etc. $\{a \in b\}$ denotes the set with all elements a for which $b(a) \geq 1$. $[f(a) \mid a \in b]$ denotes the multiset where element $f(a)$ appears $\sum_{x \in b \mid f(x)=f(a)} b(x)$ times.

$\sigma = \langle a_1, a_2, \dots, a_n \rangle \in X^*$ denotes a sequence over X of length n . $\langle \rangle$ is the empty sequence. Sequences can be concatenated using “.”, e.g., $\langle a, b \rangle \cdot \langle b, a \rangle = \langle a, b, b, a \rangle$. It is also possible to project sequences: $\langle a, b, b, a, c, d \rangle \upharpoonright_{\{a,c\}} = \langle a, a, c \rangle$.

Definition 1 (Petri Net). *A Petri net is a tuple $N = (P, T, F)$ with P the non-empty set of places, T the non-empty set of transitions such that $P \cap T = \emptyset$, and $F \subseteq (P \times T) \cup (T \times P)$ the flow relation such that the graph $(P \cup T, F)$ is connected.*

Definition 2 (Marking). *Let $N = (P, T, F)$ be a Petri net. A marking M is a multiset of places, i.e., $M \in \mathcal{B}(P)$. (N, M) is a marked net.*

For a subset of places $X \subseteq P$: $M \upharpoonright_X = [p \in M \mid p \in X]$ is the marking projected on this subset.

A Petri net $N = (P, T, F)$ defines a directed graph with nodes $P \cup T$ and edges F . For any $x \in P \cup T$, $\bullet^N x = \{y \mid (y, x) \in F\}$ denotes the set of input nodes and $x^N \bullet = \{y \mid (x, y) \in F\}$ denotes the set of output nodes. The notation can be generalized to sets: $\bullet^N X = \{y \mid \exists x \in X (y, x) \in F\}$ and $X^N \bullet = \{y \mid \exists x \in X (x, y) \in F\}$ for any $X \subseteq P \cup T$. We drop the superscript N if it is clear from the context.

A transition $t \in T$ is *enabled* in marking M of net N , denoted as $(N, M)[t]$, if each of its input places $\bullet t$ contains at least one token. $en(N, M) = \{t \in T \mid (N, M)[t]\}$ is the set of enabled transitions.

An enabled transition t may *fire*, i.e., one token is removed from each of the input places $\bullet t$ and one token is produced for each of the output places $t \bullet$. Formally: $M' = (M \setminus \bullet t) \uplus t \bullet$ is the marking resulting from firing enabled transition t in marking M of Petri net N . $(N, M)[t](N, M')$ denotes that t is enabled in M and firing t results in marking M' .

Let $\sigma = \langle t_1, t_2, \dots, t_n \rangle \in T^*$ be a sequence of transitions. $(N, M)[\sigma](N, M')$ denotes that there is a set of markings M_0, M_1, \dots, M_n ($n \geq 0$) such that $M_0 = M$, $M_n = M'$, and $(N, M_i)[t_{i+1}](N, M_{i+1})$ for $0 \leq i < n$. A marking M' is *reachable* from M if there exists a σ such that $(N, M)[\sigma](N, M')$. $R(N, M) = \{M' \in \mathcal{B}(P) \mid \exists \sigma (N, M)[\sigma](N, M')\}$ is the set of all reachable markings.

Figure 3 shows a marked Petri net having 8 places and 7 transitions. Transitions t_3 and t_6 are enabled in the initial marking $M = [p_3, p_6]$. $R(N, M) = \{[p_3, p_6], [p_6, p_7], [p_3, p_8], [p_7, p_8], [p_1, p_2], [p_3, p_4], [p_5, p_6], [p_4, p_7], [p_5, p_8]\}$. For example, $(N, [p_3, p_6])[\langle t_3, t_6, t_7 \rangle](N, [p_1, p_2])$.

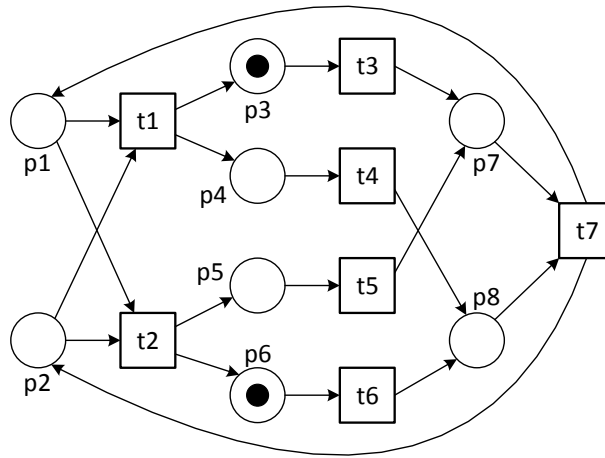


Fig. 3. A perpetual marked free-choice net [10]. The net is live, bounded, and has so-called “home clusters” (e.g., $\{p_7, p_8, t_7\}$). The net is also lucent.

A path in a Petri net $N = (P, T, F)$ is a sequence of nodes $\rho = \langle x_1, x_2, \dots, x_n \rangle$ such that $(x_i, x_{i+1}) \in F$ for $1 \leq i < n$. ρ is an elementary path if $x_i \neq x_j$ for $1 \leq i < j \leq n$.

Next, we define a few, often desirable, behavioral properties: liveness, boundedness, and the presence of (particular) home markings.

Definition 3 (Liveness and Boundedness). A marked net (N, M) is *live* if for every reachable marking $M' \in R(N, M)$ and every transition $t \in T$ there exists a marking $M'' \in R(N, M')$ that enables t . A marked net (N, M) is *k-bounded* if for every reachable marking $M' \in R(N, M)$ and every $p \in P$: $M'(p) \leq k$. A marked net (N, M) is *bounded* if there exists a k such that (N, M) is k -bounded. A 1-bounded marked net is called *safe*. A Petri net N is *well-formed* if there exists a marking M such that (N, M) is live and bounded.

The marked Petri net shown in Figure 3 is live and safe. Hence, it is also well-formed.

Definition 4 (Home Marking). Let (N, M) be a marked net. A marking M_H is a home marking if for every reachable marking $M' \in R(N, M)$: $M_H \in R(N, M')$. (N, M) is cyclic if M is a home marking.

The marked Petri net shown in Figure 3 has 8 home markings: $\{[p6, p7], [p3, p8], [p7, p8], [p1, p2], [p3, p4], [p5, p6], [p4, p7], [p5, p8]\}$. However, the net is not cyclic because $[p3, p6]$ is not a home marking.

2.2 Subclasses of Petri Nets

For particular subclasses of Petri net there is a relationship between structural properties and behavioral properties like liveness and boundedness [9]. In this paper, we focus on free-choice nets [10].

Definition 5 (P-net, T-net, and Free-choice Net). Let $N = (P, T, F)$ be a Petri net. N is an *P-net* (also called a state machine) if $|\bullet t| = |t\bullet| = 1$ for any $t \in T$. N is a *T-net* (also called a marked graph) if $|\bullet p| = |p\bullet| = 1$ for any $p \in P$. N is free-choice net if for any for any $t_1, t_2 \in T$: $\bullet t_1 = \bullet t_2$ or $\bullet t_1 \cap \bullet t_2 = \emptyset$. N is strongly connected if for any two nodes x and y there is a path leading from x to y .

An alternative way to state that a net is free-choice is the requirement that for any $p_1, p_2 \in P$: $p_1\bullet = p_2\bullet$ or $p_1\bullet \cap p_2\bullet = \emptyset$. The Petri net shown in Figure 3 is free-choice. The Petri net shown in Figure 2 is not free-choice because t_4 and t_5 shared an input place (p_3) but have different sets of input places.

Definition 6 (Siphon and Trap). Let $N = (P, T, F)$ be a Petri net and $R \subseteq P$ a subset of places. R is a siphon if $\bullet R \subseteq R\bullet$. R is a trap if $R\bullet \subseteq \bullet R$. A siphon (trap) is called proper if it is not the empty set.

Any transition that adds tokens to a siphon also takes tokens from the siphon. Therefore, an unmarked siphon remains unmarked. Any transition that takes tokens from a trap also adds tokens to the trap. Therefore, a marked trap remains marked.

Definition 7 (Cluster). Let $N = (P, T, F)$ be a Petri net and $x \in P \cup T$. The cluster of node x , denoted $[x]_c$ is the smallest set such that (1) $x \in [x]_c$, (2) if $p \in [x]_c \cap P$, then $p\bullet \subseteq [x]_c$, and (3) if $t \in [x]_c \cap T$, then $\bullet t \subseteq [x]_c$. $[N]_c = \{[x]_c \mid x \in P \cup T\}$ is the set of clusters of N .

Note that $[N]_c$ partitions the nodes in N . The Petri net shown in Figure 3 has 6 clusters: $[N]_c = \{\{p1, p2, t1, t2\}, \{p3, t3\}, \{p4, t4\}, \{p5, t5\}, \{p6, t6\}, \{p7, p8, t7\}\}$.

Definition 8 (Cluster Notations). Let $N = (P, T, F)$ be a Petri net and $C \in [N]_c$ a cluster. $P(C) = P \cap C$ are the places in C , $T(C) = T \cap C$ are the transitions in C , and $M(C) = [p \in P(C)]$ is the smallest marking fully enabling the cluster.

Definition 9 (Subnet, P-component, T-Component). Let $N = (P, T, F)$ be a Petri net and $X \subseteq P \cup T$ such that $X \neq \emptyset$. $N|_X = (P \cap X, T \cap X, F \cap (X \times X))$ is the subnet generated by X . $N|_X$ is a P-component of N if $\bullet p \cup p \bullet \subseteq X$ for $p \in X \cap P$ and $N|_X$ is a strongly connected P-net. $N|_X$ is a T-component of N if $\bullet t \cup \bullet t \subseteq X$ for $t \in X \cap T$ and $N|_X$ is a strongly connected T-net. $PComp(N) = \{X \subseteq P \cup T \mid N|_X \text{ is a P-component}\}$. $TComp(N) = \{X \subseteq P \cup T \mid N|_X \text{ is a T-component}\}$.

The Petri net shown in Figure 3 has four P-components and two T-components. These components cover all nodes of the net.

Definition 10 (P-cover, T-cover). Let $N = (P, T, F)$ be a Petri net. N has a P-cover if and only if $\bigcup PComp(N) = P \cup T$.¹ N has a T-cover if and only if $\bigcup TComp(N) = P \cup T$.

Since the early seventies, it is known that well-formed free-choice nets have a P-cover and a T-cover (first shown by Michel Hack).

Theorem 1 (Coverability Theorem [10]). Let $N = (P, T, F)$ be a well-formed free-choice net. $\bigcup PComp(N) = \bigcup TComp(N) = P \cup T$.

Moreover, for any well-formed free-choice net N and marking M : (N, M) is live if and only if every P-component is marked in M (Theorem 5.8 in [10]).

2.3 Workflow Nets

In the context of business process management, workflow automation, and process mining, often a subclass of Petri nets is considered where each net has a unique source place i and a unique sink place o [1].

Definition 11 (Workflow net). Let $N = (P, T, F)$ be a Petri net. N is a workflow net if there are places $i, o \in P$ such that $\bullet i = \emptyset$, $o \bullet = \emptyset$, and all nodes $P \cup T$ are on path from i to o . Given a workflow net N , the short-circuited net is $\bar{N} = (P, T \cup \{t^*\}, F \cup \{(t^*, i), (o, t^*)\})$.

The short-circuited net is strongly connected. Different notions of soundness have been defined [4]. Here we only consider classical soundness [1].

Definition 12 (Sound). Let $N = (P, T, F)$ be a workflow net with source place i . N is sound if and only if $(\bar{N}, [i])$ is live and bounded.

Note that soundness implies that starting from the initial state (just a token in place i), it is always possible to reach the state with one token in place o (marking $[o]$). Moreover, the moment a token is put in place o , all the other places are empty. Finally, there are no dead transitions (each transition can become enabled).

Figure 4 shows a sound workflow net. By adding transition t^* the net is short-circuited. The short-circuited net is live, safe, and cyclic.

¹ $\bigcup Q = \bigcup_{X \in Q} X$ for some set of sets Q .

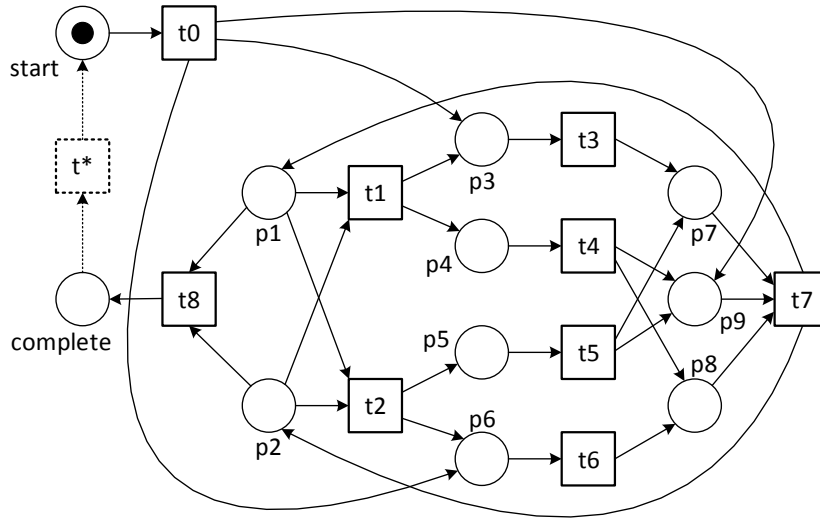


Fig. 4. The free-choice net without transition t^* is a workflow net. The short-circuited net is perpetual, i.e., live, bounded, and having a home cluster (e.g., $\{start, t_0\}$). The short-circuited net is also lucent.

2.4 Uniqueness of Blocking Markings in Free-Choice Nets

A *blocking marking* is a marking where all transitions in a particular cluster are enabled while all others are disabled. For example, in Figure 3, $[p_3, p_6]$ is not a blocking marking, but $[p_3, p_8]$, $[p_6, p_7]$, and $[p_7, p_8]$ are examples of blocking markings.

Definition 13 (Blocking Marking). Let (N, M) be a marked net and $C \in [N]_c$ a cluster. A blocking marking for C is a marking $M_B \in R(N, M)$ such that $en(N, M_B) = T(C)$, i.e., all transitions in the cluster are enabled, but no other transitions.

In [15] Genrich and Thiagarajan showed that unique blocking markings exist for all clusters in live and safe marked graphs. This was generalized by Gaujal, Haar, and Mairesse in [14] where they showed that blocking markings exist and are unique in live and bounded free-choice nets. Note that in a free-choice net all transitions in the cluster are enabled simultaneously (or all are disabled). There is one unique marking in which precisely one cluster is enabled. Moreover, one can reach this marking without firing transitions from the cluster that needs to become enabled. A simplified proof was given in [23] and another sketch of a proof was provided in [9].

Theorem 2 (Existence and Uniqueness of Blocking Markings [14]). Let (N, M) live and bounded free-choice net and $C \in [N]_c$ a cluster. There exists a

unique blocking marking for C reachable from (N, M) , denoted by $B_{(N,M)}^C$. Moreover, there exists a firing sequence $\sigma \in (T \setminus C)^*$ such that $(N, M)[\sigma](N, B_{(N,M)}^C)$.

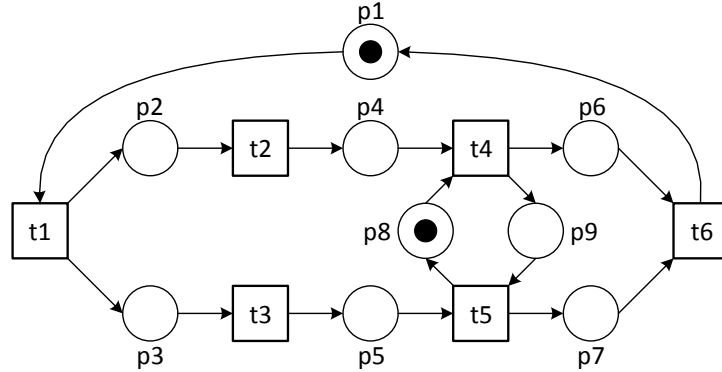


Fig. 5. A live and safe marked free-choice net that is not locally safe and not perpetual. Nevertheless, the net is lucent.

The free-choice net in Figure 5 is live and bounded. Hence, each cluster has a unique blocking marking. The unique blocking marking of the cluster $\{p2, t2\}$ is $[p2, p5]$. The unique blocking marking of the cluster $\{p6, p7, t6\}$ is $[p6, p7, p8]$.

The free-choice net in Figure 1 has three clusters. The three blocking markings are $[p1, p2]$, $[p1, p3]$, and $[p2, p4]$. Marking $[p3, p4]$ is not a blocking marking because transitions from different clusters are enabled.

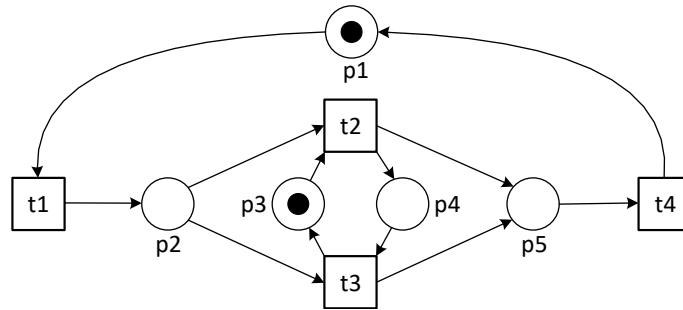


Fig. 6. A live and locally safe non-free-choice net. Cluster $\{p1, t1\}$ has two reachable blocking markings $M_1 = [p1, p3]$ and $M_2 = [p1, p4]$. Also cluster $\{p5, t4\}$ has two reachable blocking markings $M_3 = [p3, p5]$ and $M_4 = [p4, p5]$.

Figure 6 illustrates that the free-choice property is essential in Theorem 2. Cluster $C_1 = \{p1, t1\}$ has two reachable blocking markings $M_1 = [p1, p3]$ and

$M_2 = [p1, p4]$. Cluster $C_2 = \{p5, t4\}$ also has two reachable blocking markings $M_3 = [p3, p5]$ and $M_4 = [p4, p5]$.

3 Lucency

This paper focuses on the question whether markings can be uniquely identified based on the transitions they enable. Given a marked Petri net we would like to know whether each reachable marking has a unique “footprint” in terms of the transitions it enables. If this is the case, then the net is *lucent*.

Definition 14 (Lucent). *Let (N, M) be a marked Petri net. (N, M) is lucent if and only if for any $M_1, M_2 \in R(N, M)$: $en(N, M_1) = en(N, M_2)$ implies $M_1 = M_2$.*

The marked Petri net in Figure 1 is lucent because each of the four reachable markings has a unique footprint in terms of the set of enabled transitions. The marked Petri net shown in Figure 2 is not lucent because there are two markings $M_1 = [p2, p5]$ and $M_2 = [p2, p6]$ with $en(N, M_1) = en(N, M_2) = \{t3\}$ and $M_1 \neq M_2$. The marked Petri nets in figures 3, 4, and 5 are lucent. The non-free-choice net in Figure 6 is not lucent (markings $[p3, p5]$ and $[p4, p5]$ enable $t4$, and $[p1, p3]$ and $[p1, p4]$ enable $t1$). Figure 7 shows a free-choice net that is also not lucent (markings $[p3, p7, p8]$ and $[p3, p5, p7]$ both enable $\{t1, t4\}$).

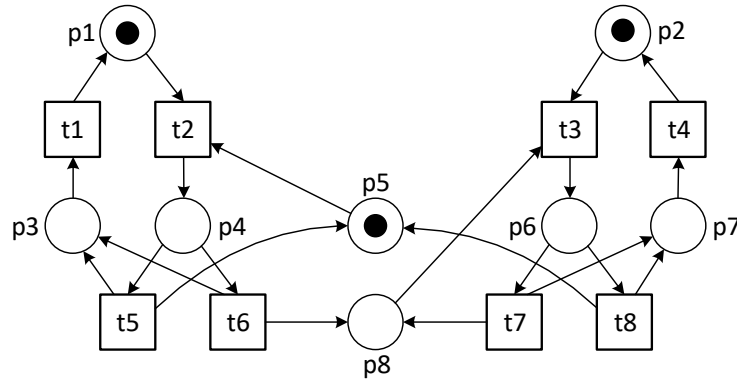


Fig. 7. A live and locally safe free-choice net that is not lucent because reachable markings $[p3, p7, p8]$ and $[p3, p5, p7]$ both enable $t1$ and $t4$.

Lemma 1. *Let (N, M) be a lucent marked Petri net. (N, M) is bounded and each cluster has at most one blocking marking.*

Proof. Assume that (N, M) is both lucent and unbounded. We will show that this leads to a contradiction. Since (N, M) is unbounded, we can find markings

M_1 and M_2 and sequences σ_0 and σ such that $(N, M)[\sigma_0](N, M_1)[\sigma](N, M_2)$ and M_2 is strictly larger than M_1 . This implies that we can repeatedly execute σ getting increasingly larger markings: $(N, M_2)[\sigma](N, M_3)[\sigma](N, M_4)[\sigma](N, M_5) \dots$. At some stage, say at M_k , the set of places that is marked stabilizes. However, the number of tokens in some places continues to increase in M_{k+1}, M_{k+2} , etc. Hence, we find markings that enable the same set of transitions but that are not the same. For example, $M_{k+1} \neq M_{k+2}$ and $en(N, M_{k+1}) = en(N, M_{k+2})$. Hence, the net cannot be lucent.

Take any cluster C and assume that (N, M) has two different reachable blocking markings M_1 and M_2 . This means that $en(N, M_1) = en(N, M_2) = C \cap T$. Hence, (N, M) could not be lucent, yielding again a contradiction. \square

We would like to find subclasses of nets that are guaranteed to be lucent based on their structure. Theorem 2 and the fact that lucency implies the existence unique blocking markings, suggest considering live and bounded free-choice nets. However, as the example in Figure 7 shows, this is not sufficient.

4 Characterizing Markings of Perpetual Free-Choice Nets

Theorem 2 only considers blocking markings, but illustrates that the free-choice property is important for lucency. Consider for example Figure 6. $M_1 = [p1, p3]$ and $M_2 = [p1, p4]$ both enable $t1$. $M_3 = [p3, p5]$ and $M_4 = [p4, p5]$ both enable $t4$. Obviously, the property does not hold for non-free-choice nets even when they are live, safe, cyclic, etc. However, as Figure 7 shows, the property also does not need to hold for free-choice nets even when they are live, safe, and cyclic. Yet, we are interested in the class of nets for which all reachable markings have a unique “footprint” in terms of the transitions they enable. Therefore, we introduce the class of *perpetual nets*. These nets have a “regeneration point” involving a so-called “home cluster”.

4.1 Perpetual Marked Nets

A *home cluster* is a cluster corresponding to a home marking, i.e., the places of the cluster can be marked over and over again while all places outside the cluster are empty.

Definition 15 (Home Cluster). *Let (N, M) be a marked net with $N = (P, T, F)$ and $C \in [N]_c$ a cluster of N . C is a home cluster of (N, M) if for every reachable marking $M' \in R(N, M)$: $M(C) \in R(N, M')$.*

Consider the marked net in Figure 1. There are three clusters: $C_1 = \{p1, p2, t1, t2\}$, $C_2 = \{p3, t3\}$, and $C_3 = \{p4, t4\}$. C_1 is a home cluster because $M(C_1) = [p1, p2]$ is a home marking. C_2 is not a home cluster because $M(C_2) = [p3]$ is not a home marking. C_3 is also not a home cluster because $M(C_3) = [p4]$ is not a home marking.

The marked net in Figure 6 also has three clusters: $C_1 = \{p1, t1\}$, $C_2 = \{p2, p3, p4, t2, t3\}$, and $C_3 = \{p5, t4\}$. Since $[p1]$, $[p2, p3, p4]$, and $[p5]$ are not home markings, the net has no home clusters.

Nets that are live, bounded, and have at least one home cluster are called *perpetual*.

Definition 16 (Perpetual Marked Net). *A marked net (N, M) is perpetual if it is live, bounded, and has a home cluster.*

The marked Petri nets in figures 1, 2, 3, and 4 are perpetual. The nets in figures 5, 6, and 7 are not perpetual. Home clusters can be viewed as “regeneration points” because the net is always able to revisit a state marking a single cluster.

Lemma 2 (Sound Workflow Nets are Perpetual). *Let N be a sound workflow net with source place i . The short-circuited marked net $(\overline{N}, [i])$ is perpetual.*

Proof. Soundness implies that $(\overline{N}, [i])$ is live and bounded. Moreover, $[i]$ is a home cluster. It is always possible to enable and fire t^* due to liveness. After firing t^* , place i is marked and there can be no other tokens because otherwise $(\overline{N}, [i])$ would be unbounded. Hence, $[i]$ is a home marking. $\{i\} \cup i\bullet$ is a cluster because the transitions in $i\bullet$ cannot have additional input places (otherwise they would be dead). \square

Next to workflow nets there are many classes of nets that have a “regeneration point” (i.e., home cluster). For example, process models discovered by discovery algorithms often have a well-defined start and end point. By short-circuiting such nets one gets home clusters.

4.2 Local Safeness

It is easy to see that non-safe Petri nets are likely to have different markings enabling the same set of transitions. In fact, we need a stronger property that holds for perpetual marked free-choice nets: *local safeness*. Local safeness is the property that each P-component is safe (i.e., the sum of all tokens in the component cannot exceed 1).

Definition 17 (Locally Safe). *Let (N, M) be a marked P-coverable net. (N, M) is locally safe if all P-components are safe, i.e., for any P-component $X \in PComp(N)$ and reachable marking $M' \in R(N, M)$: $\sum_{p \in X \cap P} M'(p) \leq 1$.*

Note that a safe marked P-coverable net does not need to be locally safe. Consider for example the marked net in Figure 5. The net is safe, but the P-component $\{p1, p3, p5, p8, p6, t1, t3, t4, t5, t6\}$ has two tokens. However, all perpetual marked free-choice nets are locally safe.

Lemma 3 (Perpetual Marked Free-Choice Nets Are Locally Safe). *Let (N, M) be a perpetual marked free-choice net. (N, M) is locally safe.*

Proof. Since (N, M) is perpetual, therefore it is live, bounded, and has a home cluster C . N is well-formed and therefore has a P-cover. A bounded well-formed free-choice net is only live if every P-component is initially marked (see Theorem 5.8 in [10]). Hence, also in home marking $M(C)$ the P-components are marked (the number of tokens is invariant). Therefore, in any P-component one of the places in $P(C)$ appears. There cannot be two places from cluster C in the same P-component (this would violate the requirement that transitions in a P-component have precisely one input place). Hence, each P-component is marked with precisely one token and this number is invariant for all reachable markings. Hence, (N, M) is locally safe. \square

The nets in figures 1, 3, and 4 are free-choice and perpetual and therefore also locally safe. The net in Figure 2 is locally safe and perpetual, but not free-choice. The marked Petri net in Figure 5 is not perpetual and also not locally safe. Figure 7 shows that there are free-choice nets that are live and locally safe, but not perpetual.

4.3 Realizable Paths

Free-choice nets have many interesting properties showing that the structure reveals information about the behavior of the net [10]. Tokens can basically “decide where to go”, therefore such nets are called free-choice.

The following lemma from [16] shows that tokens can follow an elementary path in a live and bounded free-choice net where the initial marking marks a single place and that is a home marking.

Lemma 4 (Realizable Paths in Cyclic Free-Choice Nets [16]). *Let (N, M) be a live, bounded, and cyclic marked free-choice net with $M = [p_H]$. Let M' be a reachable marking which marks place q and let $\langle p_0, t_1, p_1, t_2, \dots, t_n, p_n \rangle$ with $p_0 = q$ and $p_n = p_H$ be an elementary path in N . There exists a firing sequence σ such that $(N, M')[\sigma](N, M)$ and each of the transitions $\{t_1, \dots, t_n\}$ is executed in the given order and none of the intermediate markings marks p_H .*

Proof. See [16]. \square

Note that Lemma 4 refers to a subclass of perpetual marked free-choice nets. A similar result can be obtained for P-components in a perpetual marked free-choice net.

Lemma 5 (Realizable Paths Within P-components). *Let (N, M) be a perpetual mark-ed free-choice net with home cluster C . Let $X \in PComp(N)$ be the nodes of some P-component and $M' \in R(N, M)$ an arbitrary reachable marking. For any elementary path $\langle p_0, t_1, p_1, t_2, \dots, t_n, p_n \rangle \in X^*$ in N with $p_0 \in M'$ and $p_n \in P(C)$: there exists a firing sequence σ such that $(N, M')[\sigma](N, M(C))$ and $\sigma \upharpoonright_X = \langle t_1, t_2, \dots, t_n \rangle$.*

Proof. Let (P_X, T_X, F_X) be the P-component corresponding to X . Note that p_0 is the only place of P_X that is marked in M' . Moreover, elements in $\langle p_0, t_1, p_1, t_2, \dots, t_n, p_n \rangle \in X^*$ are unique because the path is elementary. In fact, the places in $\{p_0, p_1, \dots, p_n\} \subseteq P_X$ belong to different clusters because a P-component cannot have multiple places of the same cluster. As a result also $\{t_1, t_2, \dots, t_n\} \subseteq T_X$ belong to different clusters.

If $p_0 = p_n$, then the lemma holds because $p_n \in P(C)$ is marked and we can also mark the other places in $P(C)$. Theorem 2 can be applied such that all places in $P(C)$ can be marked without firing any transitions in $T(C)$. In fact, there exists a sequence σ_B such that $(N, M')[\sigma_B](N, M(C))$ and $\sigma_B \upharpoonright_X = \langle \rangle$. σ_B does not involve any transitions in T_X , because $T(C)$ transitions are not needed and all other transitions in T_X are blocked because p_n is the only place in P_X that is marked. When all places in $P(C)$ are marked, then all other places need to be empty, otherwise (N, M) is not bounded (see Lemma 2.22 in [10]). Hence, σ_B leads indeed to $M(C)$.

If $p_0 \neq p_n$, then there is a firing sequence removing the token from p_0 (because $M(C)$ is a home marking and $p_0 \notin M(C)$). Let $(N, M')[\sigma_1](N, M_1)$ be the sequence enabling a transition that removes the token from p_0 (for the first time). In M_1 , transition $t_1 \in p_0 \bullet$ is enabled (because N is free-choice all transitions in $p_0 \bullet$ are enabled). σ_1 cannot fire any transitions in T_X , because p_0 is the only place of P_X that is marked. Therefore, transitions in $[p_0]_c$ need to be enabled first. Let M'_1 be the marking after firing t_1 ($(N, M')[\sigma_1](N, M_1)[t_1](N, M'_1)$). Note that p_1 is the only place of P_X marked in M'_1 . Let $(N, M')[\sigma_2](N, M_2)$ be the sequence enabling a transition that removes the token from p_1 . Transition t_2 is enabled in the marking reached after σ_2 : $(N, M_2)[t_2](N, M'_2)$. Again σ_2 cannot involve any transitions in T_X and enables all transitions in $p_1 \bullet$. M'_2 marks place p_2 as the only place in P_X . By recursively applying the argument it is possible to construct the firing sequence $\sigma' = \sigma_1 \cdot t_1 \cdot \sigma_2 \cdot t_2 \cdot \dots \cdot \sigma_n \cdot t_n$ which marks p_n . From the resulting marking one can fire σ_B leading to marking $M(C)$. For the case $p_0 = p_n$ we explained that such a σ_B exists. This shows that we can construct $\sigma = \sigma' \cdot \sigma_B$ such that $(N, M')[\sigma](N, M(C))$ and $\sigma \upharpoonright_X = \langle t_1, t_2, \dots, t_n \rangle$. \square

4.4 Partial P-covers

Hack's Coverability Theorem (Theorem 1) states that well-formed free-choice nets have a P-cover. Our proof that markings are distinguishable based on their enabled transitions exploits this. In fact, we will construct nets using subsets of P-components. Therefore, we define a notion of a Q-projection.

Definition 18 (Partial P-cover and Projection). *Let (N, M) be a marked P-coverable Petri net. Any $Q \subseteq PComp(N)$ with $Q \neq \emptyset$ is a partial P-cover of N . $N \upharpoonright_{\cup Q}$ is the Q-projection of N . $(N \upharpoonright_{\cup Q}, M \upharpoonright_{\cup Q})$ is the marked Q-projection of (N, M) .*

A Q-projection inherits properties from the original net (free-choice and well-formed) and the Q-projection is again P-coverable.

Lemma 6. *Let $N = (P, T, F)$ be a P-coverable Petri net, Q a partial P-cover of N , and $N|_{\cup Q} = (P_Q, T_Q, F_Q)$ the Q -projection of N . $\cup Q = P_Q \cup T_Q$, $Q \subseteq PComp(N|_{\cup Q}) \subseteq PComp(N)$, and $N|_{\cup Q}$ has a P-cover.*

Proof. Let $Q = \{X_1, X_2, \dots, X_n\}$ be P-components of N , $P_i = X_i \cap P$, $T_i = X_i \cap T$, for $1 \leq i \leq n$. $N|_{\cup Q} = (P_Q, T_Q, F_Q)$ such that $P_Q = \bigcup_i P_i$ and $T_Q = \bigcup_i T_i$. Hence, by definition $\cup Q = P_Q \cup T_Q$.

Each P-component X_i is fully described by P_i , because in any P-component, place p is always connected to the transitions in $\overset{N}{\bullet}p$ and $p\bullet$. All the original components in Q used to form the partial P-cover of N are also components of $N|_{\cup Q}$, because the subsets of places are in P_Q and all surrounding transitions are included and no new transitions have been added. However, new combinations may be possible (covering subsets of the places in P_Q). Hence, $Q \subseteq PComp(N|_{\cup Q})$. $PComp(N|_{\cup Q}) \subseteq PComp(N)$ because a partial P-cover cannot introduce new P-components. $N|_{\cup Q}$ has a P-cover, because $\bigcup PComp(N|_{\cup Q}) = P_Q \cup T_Q$. \square

Lemma 7. *Let $N = (P, T, F)$ be a well-formed free-choice net and Q a partial P-cover of N . The Q -projection of N (i.e., $N|_{\cup Q}$) is a well-formed free-choice net.*

Proof. Let $N|_{\cup Q} = N_Q = (P_Q, T_Q, F_Q)$. N_Q is free-choice because N is free-choice and for any added place $p \in P_Q$ all surrounding transitions $\bullet p \cup p\bullet$ are also added. Hence, for any $p_1, p_2 \in P_Q$: $p_1\bullet = p_2\bullet$ or $p_1\bullet \cap p_2\bullet = \emptyset$.

N_Q is structurally bounded because it is covered by P-components. The number of tokens in a P-component is constant and serves as an upper bound for the places in it.

To show that N_Q is structurally live we use Commoner's Theorem [10]: "A free-choice marked net is live if and only if every proper siphon includes an initially marked trap". Places in N and N_Q have identical pre and post-sets, hence, for any $R \subseteq P_Q$: $\overset{N}{\bullet}R = \overset{N_Q}{\bullet}R$ and $R\overset{N}{\bullet} = R\overset{N_Q}{\bullet}$. Hence, R cannot be a siphon in N and not in N_Q (or vice versa). $\overset{N}{\bullet}R \subseteq R\overset{N}{\bullet}$ if and only if $\overset{N_Q}{\bullet}R \subseteq R\overset{N_Q}{\bullet}$. Also, R cannot be a trap in N and not in N_Q (of vice versa). $R\overset{N}{\bullet} \subseteq \overset{N}{\bullet}R$ if and only if $R\overset{N_Q}{\bullet} \subseteq \overset{N_Q}{\bullet}R$. Take any proper siphon R in N_Q . This is also a proper siphon in N . R contains a proper trap R' in N . Clearly, $R' \subseteq P_Q$ and is also a proper trap in N_Q . By initially marking all places, R' is also marked and the net is (structurally) live. Therefore, N_Q is well-formed. \square

A partial P-cover of N may remove places. Removing places can only enable more behavior. Transitions are only removed if none of the input and output places are included. Therefore, any firing sequence in the original net that is projected on the set of remaining transitions is enabled in the net based on the partial P-cover.

Lemma 8. *Let (N, M) be a live and locally safe marked free-choice net (with $N = (P, T, F)$), Q a partial P-cover of N , and (N_Q, M_Q) the marked Q -projection*

of (N, M) (with $N_Q = (P_Q, T_Q, F_Q)$). For any sequence $\sigma \in T^*$ that is executable in (N, M) (i.e., $(N, M)[\sigma](N, M')$), the projected sequence $\sigma_Q = \sigma \upharpoonright_{T_Q}$ is also executable in the marked Q -projection and ends in marking $M' \upharpoonright_{\cup Q}$ (i.e., $(N_Q, M_Q)[\sigma_Q](N_Q, M' \upharpoonright_{\cup Q})$).

Proof. Let (N_Q, M_Q) be the marked Q -projection of (N, M) . N_Q has fewer places. Removing places can only enable more behavior and never block behavior. Therefore, σ is still possible after removing the places not part of any of the included P-components. After removing these places, transitions not in any included P-component become disconnected and can occur without any constraints. Hence, σ can be replayed and results in the projected marking $(M' \upharpoonright_{\cup Q})$. Removing these transitions from the sequence $(\sigma_Q = \sigma \upharpoonright_{T_Q})$ corresponds to removing them from the net. Therefore, $(N_Q, M_Q)[\sigma_Q](N_Q, M' \upharpoonright_{\cup Q})$. \square

By combining the above insights, we can show that the Q -projection of a perpetual marked free-choice net is again a perpetual marked free-choice net.

Lemma 9. *Let (N, M) be a perpetual marked free-choice net and Q a partial P-cover of N . The marked Q -projection of (N, M) (i.e., $(N \upharpoonright_{\cup Q}, M \upharpoonright_{\cup Q})$) is a perpetual marked free-choice net.*

Proof. Let $N \upharpoonright_{\cup Q} = N_Q = (P_Q, T_Q, F_Q)$ and $M_Q = M \upharpoonright_{\cup Q}$. N_Q is a well-formed free-choice net (see Lemma 7). To prove that (N_Q, M_Q) is perpetual, we need to show that it is live, bounded, and has a home cluster.

Let C be a home cluster of (N, M) . Every P-component of N includes precisely one place of $P(C)$ and holds precisely one token in any reachable state. Any P-component in N_Q is also a P-component in N (Lemma 6) and therefore also has one token in any reachable state. Hence, (N_Q, M_Q) is locally safe.

Every P-component of N_Q is marked in M and also in M_Q . (Lemma 6 shows that $PComp(N \upharpoonright_{\cup Q}) \subseteq PComp(N)$. This implies that all components of N_Q are also components of N and thus initially marked.) Hence, we can apply Theorem 5.8 in [10] to show that the net is live.

$C_Q = C \cap (P_Q \cup T_Q)$ is a home cluster of (N_Q, M_Q) because the transitions in $C_Q \cap T_Q$ are live and when they are enabled only the places in $P(C_Q)$ are marked. Hence, $M(C_Q)$ is a home marking. \square

4.5 Characterization of Markings in Perpetual Free-Choice Nets

We have introduced perpetual free-choice nets because it represents a large and relevant class of models for which the enabling of transitions uniquely identifies a marking, i.e., these nets are lucent. In such process models, there can never be two different markings enabling the same set of transitions. Note that this result is much more general than the blocking marking theorem which only refers to blocking markings and a single cluster.

Theorem 3 (Characterization of Markings in Perpetual Free-Choice Nets). *Let (N, M) be a perpetual marked free-choice net. (N, M) is lucent.*

Proof. Let $N = (P, T, F)$ and $M_1, M_2 \in R(N, M)$ such that $E = en(N, M_1) = en(N, M_2)$. We need to prove that $M_1 = M_2$.

N has a P-cover (Theorem 1). $Q_E = \{X \in PComp(N) \mid X \cap E \neq \emptyset\}$ are all P-components covering at least one transition in E . $N_E = N \upharpoonright_{\cup Q_E} = (P_E, T_E, F_E)$ is the Q_E -projection of N . $M_E = M \upharpoonright_{\cup Q_E}$ is the corresponding marking. (N_E, M_E) is a perpetual marked free-choice net (see Lemma 9).

M_1 and M_2 “agree” on the places in P_E , i.e., $M_1(p) = M_2(p)$ for $p \in P_E$. The places in $\bullet E$ are marked in M_1 and M_2 , because the transitions in $E = en(N, M_1) = en(N, M_2)$ are enabled in both. The places in $P_E \setminus \bullet E$ are empty in M_1 and M_2 , because in any reachable marking there is precisely one token in each P-component in Q_E (Lemma 3). Each place in $P_E \setminus \bullet E$ is part of at least one P-component already marking a place in $\bullet E$. Hence, the places in $P_E \setminus \bullet E$ need to be empty in markings M_1 and M_2 . $M_0 = [p \in \bullet E] = M_1 \upharpoonright_{\cup Q_E} = M_2 \upharpoonright_{\cup Q_E}$ is a shorthand for the common part of M_1 and M_2 in the Q_E -projection of N .

Let’s assume $M_1 \neq M_2$ and show that this leads to a contradiction. There is a place p_d for which both markings disagree: $M_1(p_d) \neq M_2(p_d)$. Let $X_d \in PComp(N)$ be an arbitrary P-component such that $p_d \in X_d$. $X_d \notin Q_E$ because M_1 and M_2 “agree” on the places in P_E . Let $P_d = X_d \cap P$ and $T_d = X_d \cap T$ be the places and transitions of P-component X_d for which M_1 and M_2 disagree.

Obviously M_1 and M_2 mark different places in P_d , but both mark precisely one of these places (P-component). Let $p_1^d \in P_d$ and $p_2^d \in P_d$ be the two places marked by respectively M_1 and M_2 . $M_1 \upharpoonright_{X_d} = [p_1^d]$ and $M_2 \upharpoonright_{X_d} = [p_2^d]$. Clearly, $\{p_1^d, p_2^d\} \cap P_E = \emptyset$ since M_1 and M_2 “agree” on the places in P_E . Moreover, the transitions in T_d are not enabled in both M_1 and M_2 . $T_1 = p_1^d \bullet$ and $T_2 = p_2^d \bullet$ are the transitions having respectively p_1^d and p_2^d as input place.

Let $Q_F = Q_E \cap \{X_d\}$. $N_F = N \upharpoonright_{\cup Q_F} = (P_F, T_F, F_F)$ is the Q_F -projection of N . $M_F = M \upharpoonright_{\cup Q_F}$ is the corresponding marking. Also, (N_F, M_F) is a perpetual marked free-choice net (apply again Lemma 9).

Let $M_1^F = M_1 \upharpoonright_{\cup Q_F}$ and $M_2^F = M_2 \upharpoonright_{\cup Q_F}$. Note that $M_1^F = M_0 \uplus [p_1^d]$ and $M_2^F = M_0 \uplus [p_2^d]$. Using Lemma 8, we can conclude that both M_1^F and M_2^F are reachable from M_F , i.e., $(N_F, M_F)[\sigma](N_F, M_1^F)$ and $(N_F, M_F)[\sigma](N_F, M_2^F)$.

Because (N_F, M_F) and also (N_F, M_1^F) and (N_F, M_2^F) are live and bounded free-choice nets, we can apply the Blocking Theorem (Theorem 2). There exists a unique blocking marking B_1 for the cluster involving p_1^d and T_1 and a firing sequence σ_1 that leads to the blocking marking without firing transitions in T_1 : $(N_F, M_1^F)[\sigma_1](N_F, B_1)$. Note that σ_1 does not contain any transitions in the set T_d (T_1 is blocked and the rest is disabled because X_d is a P-component), i.e., $\sigma_1 \in (T_E \setminus T_d)^*$. Similarly there is a unique blocking marking B_2 for the cluster involving p_2^d and T_2 and a firing sequence σ_2 that leads to the blocking marking without firing transitions in T_d : $(N_F, M_2^F)[\sigma_2](N_F, B_2)$ and $\sigma_2 \in (T_E \setminus T_d)^*$.

The two selected places are still marked in the corresponding blocking markings: $p_1^d \in B_1$ and $p_2^d \in B_2$. Therefore, one can write $B_1 = B'_1 \uplus [p_1^d]$ and $B_2 = B'_2 \uplus [p_2^d]$. Using this notation we can write: $(N_F, M_0 \uplus [p_1^d])[\sigma_1](N_F, B'_1 \uplus [p_1^d])$ and $(N_F, M_0 \uplus [p_2^d])[\sigma_2](N_F, B'_2 \uplus [p_2^d])$. Clearly, σ_1 and σ_2 do not depend on tokens in p_1^d or p_2^d (no transition in T_d appears in σ_1 or σ_2). Hence, also

$(N_F, M_0 \uplus [p_2^d])[\sigma_1](N_F, B'_1 \uplus [p_2^d])$ and $(N_F, M_0 \uplus [p_1^d])[\sigma_2](N_F, B'_2 \uplus [p_1^d])$. Assume that the transitions in T_2 are not enabled in $B'_1 \uplus [p_2^d]$, then $B'_1 \uplus [p_2^d]$ is a reachable dead marking (because in $B'_1 \uplus [p_2^d]$ only transitions in T_1 are enabled, the only transitions that may be enabled in $B'_1 \uplus [p_2^d]$ are the transitions in T_2). This would yield a contradiction, so the transitions T_2 need to be enabled in $B'_1 \uplus [p_2^d]$. By symmetry, we can also conclude that the transitions T_1 need to be enabled in $B'_2 \uplus [p_1^d]$ (otherwise we also find a contradiction). Hence, $B'_1 \uplus [p_1^d]$ and $B'_2 \uplus [p_1^d]$ are blocking markings for any transition in T_1 and $B'_2 \uplus [p_2^d]$ and $B'_1 \uplus [p_2^d]$ are blocking markings for any transition in T_2 . Because blocking markings are unique, we conclude $B'_1 = B'_2$. Let $B' = B'_1 = B'_2$.

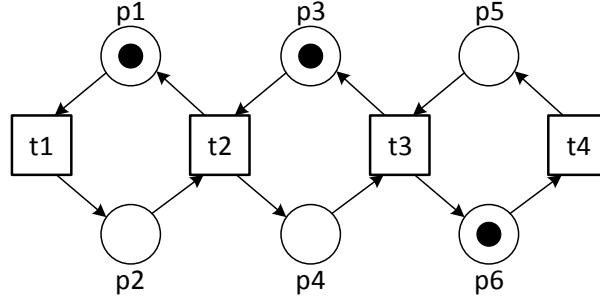


Fig. 8. A live and locally safe marked free-choice net that is not perpetual. The model is also not lucent since there are two reachable markings $M_1 = [p1, p3, p6]$ and $M_2 = [p1, p4, p6]$ that both enable $t1$ and $t4$.

$B_1 = B' \uplus [p_1^d]$ is the unique blocking marking for any transition in T_1 . This marking is marking all input places of T_1 and T_2 except p_2^d . $B_2 = B' \uplus [p_2^d]$ is the unique blocking marking for any transition in T_2 . This marking is marking all input places of T_1 and T_2 except p_1^d . (N_F, M_F) is a perpetual marked free-choice net with some home cluster C . Hence, we can apply Lemma 5. Let $C_d = C \cap X_d$. There is one place $p_c^d \in C_d \cap P$. There exist an elementary path of the form $\langle p_0, t_1, p_1, t_2, \dots, t_n, p_n \rangle \in X_d^*$ such that $p_0 = p_1^d$ and $p_n = p_c^d$ (because the added P-component is strongly connected). Suppose that the elementary path does not contain p_2^d (i.e., $p_i \neq p_2^d$ for any $0 \leq i \leq n$). (Note that $p_1^d \neq p_2^d$, $p_1^d \neq p_c^d$, and $p_2^d \neq p_c^d$.) Then there exists a firing sequence σ such that $(N_F, B' \uplus [p_1^d])[\sigma](N_F, M(C))$, $\sigma \upharpoonright_{X_d} = \langle t_1, t_2, \dots, t_n \rangle$, and $T_2 \cap \{t_1, t_2, \dots, t_n\} = \emptyset$. This leads to a contradiction because B' marks input places of T_2 that cannot be removed by σ , but disappeared in home marking $M(C)$. Hence, we need to assume that $p_i = p_2^d$ for some $1 \leq i < n$. This implies that there is an elementary path of the form $\langle p_i, t_{i+1}, p_{i+1}, t_{i+2}, \dots, t_n, p_n \rangle \in X_d^*$ such that $p_i = p_2^d$, $p_n = p_c^d$, and $p_j \neq p_1^d$ for all $i \leq j \leq n$. Hence, there exists a firing sequence σ such that $(N_F, B' \uplus [p_2^d])[\sigma](N_F, M(C))$, $\sigma \upharpoonright_{X_d} = \langle t_{i+1}, t_{i+2}, \dots, t_n \rangle$, and $T_1 \cap \{t_{i+1}, t_{i+2}, \dots, t_n\} = \emptyset$. This again leads to a contradiction because B' marks

the input places of T_1 that cannot be removed by σ , but disappeared in home marking $M(C)$.

Hence, the assumption $M_1 \neq M_2$ leads to a contradiction, showing that $M_1 = M_2$. \square

For the class of perpetual marked free-choice nets, markings are uniquely identified by the set of enabled transitions. As shown before, the free-choice property is needed and liveness and boundedness are not sufficient. The above theorem also does not hold for live and locally safe marked free-choice nets (see for example Figure 7). The requirement that the net has a home cluster seems essential for characterizing marking in terms of enabled transitions.

Consider for example the live and locally safe marked free-choice net in Figure 8. There are three P-components: $\{p1, p2, t1, t2\}$, $\{p3, p4, t2, t3\}$, and $\{p5, p6, t3, t4\}$. These always contain precisely one token. However, there are two reachable markings $M_1 = [p1, p3, p6]$ and $M_2 = [p1, p4, p6]$ that both enable $t1$ and $t4$. This can be explained by the fact that the net is not perpetual. There are four clusters, but none of these clusters is a home cluster.

Table 1. Overview of the examples used: *Marked PN* = figure showing a marked Petri net, *FreC* = free-choice, *Live* = live, *Boun* = bounded, *Safe* = safe, *LocS* = locally safe, *PC* = number of P-components, *HClu* = net has at least one home cluster, *Perp* = perpetual, *UnBM* = net has unique blocking marking for each cluster, *Lucent* = lucent, *Pls* = number of places, *Trs* = number of transitions, and *RM* = number of reachable markings.

| <i>Marked PN</i> | <i>FreC</i> | <i>Live</i> | <i>Boun</i> | <i>Safe</i> | <i>LocS</i> | <i>PC</i> | <i>HClu</i> | <i>Perp</i> | <i>UnBM</i> | <i>Lucent</i> | <i>Pls</i> | <i>Trs</i> | <i>RM</i> |
|------------------|-------------|-------------|-------------|-------------|-------------|-----------|-------------|-------------|-------------|---------------|------------|------------|-----------|
| Figure 1 | Yes | Yes | Yes | Yes | Yes | 2 | Yes | Yes | Yes | Yes | 4 | 4 | 4 |
| Figure 2 | No | Yes | Yes | Yes | Yes | 2 | Yes | Yes | No | No | 6 | 6 | 6 |
| Figure 3 | Yes | Yes | Yes | Yes | Yes | 4 | Yes | Yes | Yes | Yes | 8 | 7 | 9 |
| Figure 4 | Yes | Yes | Yes | Yes | Yes | 6 | Yes | Yes | Yes | Yes | 11 | 10 | 11 |
| Figure 5 | Yes | Yes | Yes | Yes | No | 5 | No | No | Yes | Yes | 9 | 6 | 8 |
| Figure 6 | No | Yes | Yes | Yes | Yes | 2 | No | No | No | No | 5 | 4 | 6 |
| Figure 7 | Yes | Yes | Yes | Yes | Yes | 3 | No | No | Yes | No | 8 | 8 | 12 |
| Figure 8 | Yes | Yes | Yes | Yes | Yes | 3 | No | No | Yes | No | 6 | 4 | 8 |

5 Conclusion and Implications

We started this paper by posing the question: “What is the class of Petri nets for which the marking is uniquely identified by the set of enabled transitions?”. This led to the definition of lucency. The main theorem proves that markings from perpetual marked free-choice nets are guaranteed to be lucent. Moreover, we showed that all requirements are needed (in the sense that dropping any of the requirements yields a counterexample). Table 1 provides an overview of the examples used in this paper. For example, even live and safe free-choice nets may have multiple markings having the same set of enabled transitions.

Our findings do not imply that no other characterizations are possible. An obvious candidate is the class of Petri nets without PT and TP handles [13]. As shown in [2] there are many similarities between free-choice workflow nets and well-structured (no PT and TP handles) workflow nets when considering notions like soundness and P-coverability. Moreover, it seems possible to relax the notion of a regeneration point by considering simultaneously marked clusters.

Structure theory aims to link structural properties of the Petri net to its behavior. Being able to link the enabling of transitions to transitions (i.e., liveness) may have many applications. In the field of process mining [3] people study the relationship between modeled behavior and observed behavior. Theorem 3 may lead to new process mining algorithms or help to prove the correctness and/or guarantees of existing algorithms. Let σ_1 and σ_2 be two prefixes of traces found in the event log that have the same possible next-step continuations. The markings corresponding to σ_1 and σ_2 cannot be distinguished in any perpetual marked free-choice net, thus guiding the discovery process. Systems may also explicitly reveal the set of actions possible. This information is currently not used in process discovery. We aim to explore these different research directions and implement new process mining algorithms exploiting Theorem 3.

References

1. W.M.P. van der Aalst. The Application of Petri Nets to Workflow Management. *The Journal of Circuits, Systems and Computers*, 8(1):21–66, 1998.
2. W.M.P. van der Aalst. Workflow Verification: Finding Control-Flow Errors using Petri-net-based Techniques. In W.M.P. van der Aalst, J. Desel, and A. Oberweis, editors, *Business Process Management: Models, Techniques, and Empirical Studies*, volume 1806 of *Lecture Notes in Computer Science*, pages 161–183. Springer-Verlag, Berlin, 2000.
3. W.M.P. van der Aalst. *Process Mining: Data Science in Action*. Springer-Verlag, Berlin, 2016.
4. W.M.P. van der Aalst, K.M. van Hee, A.H.M. ter Hofstede, N. Sidorova, H.M.W. Verbeek, M. Voorhoeve, and M.T. Wynn. Soundness of Workflow Nets: Classification, Decidability, and Analysis. *Formal Aspects of Computing*, 23(3):333–363, 2011.
5. W.M.P. van der Aalst and C. Stahl. *Modeling Business Processes: A Petri Net Oriented Approach*. MIT press, Cambridge, MA, 2011.
6. W.M.P. van der Aalst, A.J.M.M. Weijters, and L. Maruster. Workflow Mining: Discovering Process Models from Event Logs. *IEEE Transactions on Knowledge and Data Engineering*, 16(9):1128–1142, 2004.
7. E. Best. Structure Theory of Petri Nets: the Free Choice Hiatus. In W. Brauer, W. Reisig, and G. Rozenberg, editors, *Advances in Petri Nets 1986 Part I: Petri Nets, central models and their properties*, volume 254 of *Lecture Notes in Computer Science*, pages 168–206. Springer-Verlag, Berlin, 1987.
8. E. Best, J. Desel, and J. Esparza. Traps Characterize Home States in Free-Choice Systems. *Theoretical Computer Science*, 101:161–176, 1992.
9. E. Best and H. Wimmel. Structure Theory of Petri Nets. In K. Jensen, W.M.P. van der Aalst, G. Balbo, M. Koutny, and K. Wolf, editors, *Transactions on Petri*

- Nets and Other Models of Concurrency (ToPNoC VII)*, volume 7480 of *Lecture Notes in Computer Science*, pages 162–224. Springer-Verlag, Berlin, 2013.
10. J. Desel and J. Esparza. *Free Choice Petri Nets*, volume 40 of *Cambridge Tracts in Theoretical Computer Science*. Cambridge University Press, Cambridge, UK, 1995.
 11. M. Dumas, M. La Rosa, J. Mendling, and H. Reijers. *Fundamentals of Business Process Management*. Springer-Verlag, Berlin, 2013.
 12. J. Esparza. Reachability in Live and Safe Free-Choice Petri Nets is NP-Complete. *Theoretical Computer Science*, 198(1-2):211–224, 1998.
 13. J. Esparza and M. Silva. Circuits, Handles, Bridges and Nets. In G. Rozenberg, editor, *Advances in Petri Nets 1990*, volume 483 of *Lecture Notes in Computer Science*, pages 210–242. Springer-Verlag, Berlin, 1990.
 14. B. Gaujala, S. Haar, and J. Mairesse. Blocking a Transition in a Free Choice Net and What it Tells About its Throughput. *Journal of Computer and System Science*, 66(3):515–548, 2003.
 15. H. J. Genrich and P. S. Thiagarajan. A Theory of Bipolar Synchronization Schemes. *Theoretical Computer Science*, 30(3):241–318, 1984.
 16. B. Kiepuszewski, A.H.M. ter Hofstede, and W.M.P. van der Aalst. Fundamentals of Control Flow in Workflows. *Acta Informatica*, 39(3):143–209, 2003.
 17. T. Murata. Petri Nets: Properties, Analysis and Applications. *Proceedings of the IEEE*, 77(4):541–580, April 1989.
 18. W. Reisig. *Petri Nets: Modeling Techniques, Analysis, Methods, Case Studies*. Springer-Verlag, Berlin, 2013.
 19. W. Reisig and G. Rozenberg, editors. *Lectures on Petri Nets I: Basic Models*, volume 1491 of *Lecture Notes in Computer Science*. Springer-Verlag, Berlin, 1998.
 20. W. Reisig and G. Rozenberg, editors. *Lectures on Petri Nets II: Applications*, volume 1492 of *Lecture Notes in Computer Science*. Springer-Verlag, Berlin, 1998.
 21. N. Russell, W.M.P. van der Aalst, and A. ter Hofstede. *Workflow Patterns: The Definitive Guide*. MIT press, Cambridge, MA, 2016.
 22. P.S. Thiagarajan and K. Voss. A fresh look at free choice nets. *Information and Control*, 61(2):85–113, 1984.
 23. J. Wehler. Simplified Proof of the Blocking Theorem for Free-Choice Petri Nets. *Journal of Computer and System Science*, 76(7):532–537, 2010.