

An Empirical Study of Android Changes in CyanogenMod

Mehran Mahmoudi and Sarah Nadi
University of Alberta, Edmonton, Alberta
{mehran,nadi}@ualberta.ca

ABSTRACT

Many phone vendors use Android as their underlying OS, but often extend it to add new functionality and to make it compatible with their specific phones. When a new version of Android is released, phone vendors need to re-apply or merge their customizations and changes to the new release. This is a difficult and time-consuming process, which often leads to late adoption of new versions. Ideally, automated support that can merge the vendor-specific changes with the changes that happened in the new release would speed up the process. In this paper, we perform an empirical study to determine the feasibility of such support. We study the changes in seven versions of CyanogenMod, a community-based customized variant of Android, and their corresponding Android versions. By taking the nature of these changes into account, we assess their overlap to identify potential conflicts. Our results show that 58% of the changes have the potential to be safely automated.

1 INTRODUCTION

Google’s open-source mobile operating system (OS), Android, is used by the majority of phone vendors [9] and currently has approximately 80% of the market share of smart phones around the world [36]. Using the Android Open Source Project (AOSP), phone vendors are able to access Android’s source code, and can implement their own device specifications and drivers [1]. Since Android is open source, phone vendors can add their own enhancements, including new hardware capabilities and new software features.

When a new version of AOSP is released, phone vendors need to obtain the new version and re-apply their modifications to it. Due to the complexity of this task, the majority of devices that use Android may not run on the most recent version right away. Based on data collected by Google during a 7-day period ending on July 6, 2017 [3], 27% of Android-based devices run an Android version that is at least three years old. Running an old version of Android is especially problematic for security updates [33, 34].

The process of re-applying changes from an independently modified version of Android to a newer version of Android, is a time-consuming and a manually intensive task. This process can be viewed as a software merging problem: we want to merge the changes made by vendors with the changes made by Android developers. This process can also be seen as an Application Programming Interface (API) migration process. In essence, the vendor-specific version of Android uses the AOSP APIs so changing them should be a matter of updating the client calls. While lots of research effort has been dedicated to the API evolution and migration problem (e.g., [13, 21, 37]), it is not applicable in this case since the vendor-specific version is not simply a client of the AOSP API, but rather a modified version of it. While developers can use a mix of API migration and software merging tools to help them with the process, we are not aware of any single off-the-shelf tool that can be

used to automatically accomplish this task. In this paper, we take the viewpoint that consolidating vendor-specific changes with the new Android changes is a software merging task. We study the evolution of vendor-specific code and Android code to understand the feasibility of automating this merging task. However, instead of simply trying to merge the changes and then analyze textual conflicts, we want to understand the *nature* of the changes that occur in a large software system such as Android when compared to an independently modified version of it. If we understand the nature of the changes on a semantic level (e.g., add method argument), we can identify current tools and techniques that can address them, or identify technology gaps that need to be filled.

The Android update problem is a prevalent problem for phone vendors which led Google itself to look for a solution. Google recently announced the introduction of Project Treble [10, 23], which would separate the vendor-specific, hardware parts of Android, typically implemented in C, from the rest of the AOSP, typically implemented in Java. This allows easier update of the hardware-specific parts, or more precisely, it removes the need to re-apply any AOSP changes to them. However, this does not solve the problem of vendor-specific Java changes in AOSP itself. Given that Google is already coming up with a solution for the C-based vendor-specific changes, in this paper, we focus on the Java subsystems in AOSP.

Since we do not currently have access to proprietary vendor-specific code, we use CyanogenMod, an open-source community-based variant of Android as a proxy for a vendor-based version of Android. For each subsystem in AOSP, we track the method-level changes in the source code using a combination of existing code-evolution analysis tools: SourcererCC [29], ChangeDistiller [17], and RefactoringMiner [30]. We are interested in changes in two directions. First, between an old version of Android and its subsequent new version. Second, between the old version of Android and the independently modified CyanogenMod version that is based on that old Android version. We use the term *comparison scenario* to describe the combination of these three versions. For each comparison scenario, we analyze the intersection of the two computed sets of changes to estimate the proportion of changes that can be automated. Specifically we answer the following research questions:

- RQ1** *Which parts of Android are frequently modified in AOSP vs. CyanogenMod?* In each comparison scenario analyzed, there are at least two common subsystems between CyanogenMod and Android in their corresponding lists of top five most-changed subsystems. This suggests that both systems often need to modify the same subsystems.
- RQ2** *What are the overlapping types of changes between AOSP and CyanogenMod modifications, and do these changes hold for all versions?* We find that the majority of CyanogenMod changes (avg: 52%, median 47%) change a given method body, while Android does not modify that method. This situation poses no automation challenges. On the other hand, we find that

an average of 18% (median: 21%) of CyanogenMod changes modify a given method body that Android also modifies in the new version. This situation may lead to merge conflicts. Other situations that may be difficult to automate occur very infrequently in all seven comparison scenario we analyzed.

RQ3 *How feasible is it to automatically re-apply CM changes to AN?* We find that on average, 58% of CyanogenMod changes can be merged into the new Android release without conflicts, 19% would cause conflicts, and 23% could potentially cause conflict depending on the specifics of the change.

In summary, the contributions of this paper are as follows:

- To the best of our knowledge, this is the first research paper to discuss the Android update problem, i.e., the problem of merging vendor-specific changes with AOSP updates.
- Open-source tooling [6] that integrates existing code-evolution analysis tools to identify method-level sets of changes.
- An empirical study of the feasibility of merging changes from the seven latest versions of CyanogenMod with the changes done to their corresponding Android counterparts.
- Discussion of the suitability of current tooling for automating the merging of the changes we find in our study.

2 BACKGROUND

Android Architecture. The Android source-tree architecture consists of several layers [1]. Each layer has a different functionality and is written in a specific language. The lowest layer is the Linux Kernel level. Phone vendors are expected to include device drivers for their hardware in this layer. On top of the Linux Kernel, there is the Hardware Abstraction Layer (HAL). This layer defines a standard interface for hardware vendors to implement and allows Android to be agnostic to lower-level driver implementations. Phone vendors are responsible for interaction between the HAL implementation and their device drivers in the Kernel layer.

While development in HAL and the Linux Kernel are done in C/C++, higher-level layers such as the Android System Services and the Application Framework are developed in Java. Phone vendors apply changes to these layers for various reasons, such as adding new functionalities, building their ecosystem’s look and feel, etc.

Android Source Code. Android source code is maintained in multiple repositories. In order to easily download these repositories for building the Android source tree, Google developed a repository management tool on top of Git called REPO [8]. REPO unifies the many Git repositories included in the source code as necessary, does the uploads to the revision control system, and automates parts of the Android development work-flow. REPO can download files from multiple repositories into a unified source tree with a single command. In order to do so, it requires the list of repositories to be downloaded as input. These lists for different versions of Android are maintained in a repository called Android Platform Manifest [2]. Throughout the rest of the paper, we consider each repository listed in the platform manifest file as an Android *subsystem*.

CynogenMod. In this paper, we focus on Java Android layers. Our final goal is to merge the modified vendor version, which is based on the old version of AOSP, with the new version of AOSP. Since phone vendors do not make the source code of their customized version of the Android OS publicly available, we needed a proxy

Table 1: Corresponding Android versions in CyanogenMod

| CyanogenMod version | Android version | Android code name |
|---------------------|-----------------|-------------------|
| 10.1 | 4.2 | Jelly Bean |
| 10.2 | 4.3 | Jelly Bean |
| 11.0 | 4.4 | KitKat |
| 12.0 | 5.0 | Lollipop |
| 12.1 | 5.1 | Lollipop |
| 13.0 | 6.0 | Marshmallow |
| 14.0 | 7.0 | Nougat |

for a vendor-specific variant of Android. There are a number of community-based variants of the Android OS available. Since most of them are open source, it is possible to use them as the modified vendor-specific version of Android for our research purposes. CyanogenMod [4, 19] is a popular alternative operating system for devices running Android. It offers features and options that are not a part of the Android OS distributed by phone vendors. These features include native Android user interface, CPU overclocking and performance enhancement, root access, more customization options over various parts of the user interface, etc. In 2015, it had more than 50 million active users [19] and a community of more than 1,000 developers. Although it has been discontinued in December 2016, its development is continued under a new project called LINEAGEOS. Due to more widespread familiarity of the original naming, we still use CyanogenMod throughout this paper.

Version numbers in CyanogenMod are different than those in Android. Each version of CyanogenMod, which is a separate branch in the CyanogenMod repository, is based on the source-tree of an AOSP version. Table 1 shows most recent versions of CyanogenMod and their corresponding Android versions. This information was gathered from various online sources, including the CyanogenMod website. We provide the details of these sources in our artifact page [6]. Some versions of Android do not have a corresponding CM version, so we do not include these in the table, and do not consider them further in our work.

3 RELATED WORK

Since Android’s source code includes its APIs used in app development, we discuss the related literature regarding API evolution, as well as software merging and software product lines (SPL). There are a number of studies on Android public APIs [22, 25], however, our work involves the entire Android OS and its use by vendors.

Software Evolution. A lot of work focused on identifying types of changes that occur during software evolution [20], with varying goals and underlying techniques. For example, Van Rysselberghe and Demeyer [35] use clone detection to identify method moves. Xing and Stroulia [37] develop UMLDIFF, which compares UML models to produce structural change-trees. However, they cannot detect changes within method bodies. Kim et al. [21] describe code changes between two versions of a program as first-order relation logic rules. They also cannot detect changes within method bodies. Our work combines several existing tools and techniques, such as CHANGEDISTILLER [17], SOURCERCC [29], and REFACTORING-MINER [30] to get a comprehensive set of method-level changes.

API migration. The techniques used to identify changes during software evolution have often been used as a basis for updating client projects if a library API they use changes. For example, Xing and Stroulia [38] develop DIFF-CATCHUP based on UMLDIFF to automatically recognized API changes and propose plausible replacements to obsolete APIs. Similarly, Dagenais and Robillard [13] develop SEMDIFF, which tracks and analyzes the evolution of a framework to infer high-level changes and recommend adaptive changes to client applications. Previous work showed that API migration is a prevalent problem in Android, where app developers do not generally keep up with the pace of API updates and often use outdated APIs [25]. Our work does not focus only on updates to public APIs used by clients, but rather involves analyzing the evolution of independently maintained versions of a piece of software.

Software Merging. With branch-based or fork-based development in version-control systems, such as git, merging different branches or forks can often cause conflicts. A lot of work has been dedicated to improving software merging to enable automatic resolution of *textual*, or *syntactic*, conflicts. We briefly discuss some related work, but refer the reading to the work by Tom Mens [26] for a detailed survey on software merging.

To reduce conflicts, some researchers proposed continuously running or merging developer changes in the background to warn developers about potential conflicts before they actually occur [12, 18]. Semi-structured merge has been proposed by Apel et al. [11] as a way to reduce syntactic conflicts by leveraging some of the language semantics. To identify *semantic merge conflicts* that lead to build or test failure, Nguyen et al. [27] propose using variability-aware execution to simultaneously run the test suite on all possible combinations of changes and identify combinations that may result in test failures. Our analysis lies at a level between traditional syntactic and semantic merge conflicts: we go beyond simple textual conflicts and take the nature of the change into account, but we do not actually execute it to assess its impact on build or test failure.

The idea of consolidating independently evolved versions of a software system is also related to the software product line (SPL) domain. Various studies and tools have been proposed to identify commonalities and variability between source code of multiple software versions and consolidate them in an SPL (e.g., [14], [16], [15]). However, as opposed to traditional merging, the typical goal with SPLs is to merge the variants but keep them configurable such that it is possible to choose any of the existing behavior.

4 METHODOLOGY

Figure 1 shows the relation between the evolution of CyanogenMod with respect to AOSP. A new CyanogenMod version is created based on a given Android version, *Android Old* (AO) in this case. Developers then evolve this CyanogenMod version to add their own customization to the original Android version it is based on. The final state of these customizations would be in the latest commit of CyanogenMod (CM). Simultaneously, Android developers are modifying Android to eventually release a new version, *Android New* (AN). We call the group of three versions required to compare Android changes to CyanogenMod changes (i.e., AO, AN, and CM) a *comparison scenario*. These three versions are surrounded by the dashed box in Figure 1. For each comparison scenario, we identify

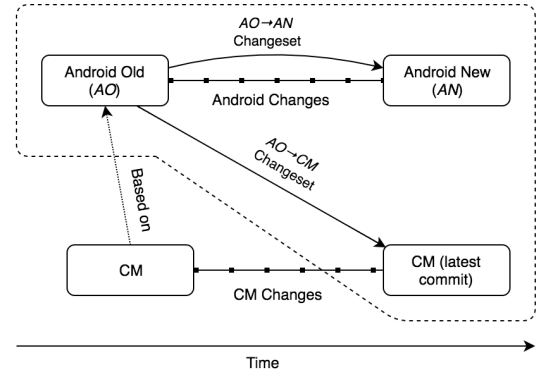


Figure 1: An overview of a comparison scenario in a given subsystem. The three versions within the dashed area are those used in the comparison scenario.

all subsystems that belong to AO and track their evolution through AOSP and CyanogenMod changes. We focus on changes at the method level, because the method-level provides a concrete and self-contained granularity level that we can reason about, and it has been used in many software evolution studies [20].

Figure 2 shows the methodology we follow for analyzing a comparison scenario. It consists of three main steps that are applied to each subsystem in the comparison scenario. We now explain these steps in detail. Our tooling, which is a combination of pertaining third-party tools and some custom tooling, is implemented in Java and is available online [6].

4.1 Step 1: Identify All Methods

We use Spoon [28] to generate the Abstract Syntax Trees (ASTs) of all Java files in the three versions of a subsystem. Using the ASTs, we extract a signature for each method that uniquely identifies it. This signature includes the package name, the class name (and its outer classes if any), the return type of the method, and the method’s name and type of arguments. This gives us a set of all methods in each of the three versions of a subsystem.

4.2 Step 2: Populate Changesets

We call the set of method changes between two given versions of a subsystem a *changeset*. In this step, we want to populate two changesets, one between AO and AN and one between AO and CM. Our tooling receives the AO, AN, and CM versions of a subsystem as input and populates these two changesets. We now describe the type of changes a method can undergo and the tooling we use to detect the change. When discussing the changes, we break down methods into signature and body. A *method signature* includes the package and class it is located in, its name, arguments, and return type. The *method body* is basically the implementation of the method. Changes to these two entities are not mutually exclusive, however, meaning that a method could be changed in both ways.

4.2.1 Identical Methods. The simplest type of method change between two given versions is having no change at all. This means that the method did not change, neither in signature nor in body.

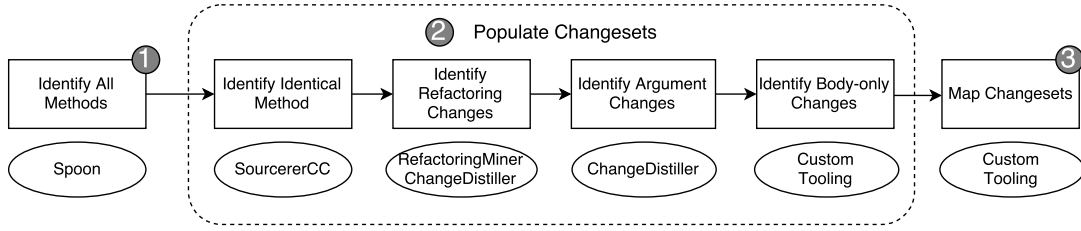


Figure 2: An overview of the methodology for identifying changes in a comparison scenario. Each square corresponds to a step and the oval below it is the tool used in that step.

We use SourcererCC [29] to identify identical methods. It is a token-based clone detection tool designed for detecting both exact and near-miss clones in very large-scale projects. It has a high reported rate of 90% recall (100% for certain benchmarks) and 83%. When using it, we look for exact clone pairs on the function level, using a 100% similarity threshold. For example, assume method $m1$ exists in the *AO* version of a subsystem. With the above setting, SourcererCC would report any method $m2$ in *AN*, or *CM*, that has the exact same signature and body. We then consider the relationship between $m1$ and $m2$ as an identical change and add it to the respective changeset.

4.2.2 Refactoring Changes. Generally speaking, a refactoring change is a change that does not semantically alter the source code, e.g. renaming a variable or a method. In refactoring changes, the method signature is changed, although the body could be the same, depending on the type of refactoring. We consider the most common types of refactorings:

- **Method Move** A method’s class or package is changed.
- **Method Rename** A method’s name is changed.
- **Method Inline** A method is removed and its body is moved to the place it was originally called from.
- **Method Extraction** Part of a method ($m1$) is moved to a newly created method ($m2$), and $m2$ is called from $m1$.
- **Argument Rename** A method argument’s name is changed.
- **Argument Reorder** The order of arguments is changed.

We use RefactoringMiner [30] to detect refactoring changes at the method level between different versions of a subsystem. RefactoringMiner has a reported recall and precision rate of 93% and 98%, respectively, which is fairly high compared to other similar tools. RefactoringMiner can detect the first four refactorings in the above list. However, it does not detect argument rename or reorder. To detect these two types of refactorings, we use ChangeDistiller [17], which extracts source code changes based on tree differencing. It can detect 48 types of changes given two versions of a source code file, but we only use the changes that involve method arguments.

4.2.3 Argument Changes. There are other types of argument changes that would not be considered as refactoring changes. These include adding a new argument or deleting one, as well as changing an argument’s type. We use ChangeDistiller [17] to detect these three types of argument changes and add them to the respective changesets under the argument change category. The reported precision and recall rates of ChangeDistiller is also fairly high, 0.78 and 0.98 for recall and precision respectively [17].

4.2.4 Body-only Changes. A method could have changed between two versions of a subsystem, but does not belong to any of categories we discussed so far. We already covered changes that can only affect a method’s signature (refactoring) or both its signature and body (refactoring and argument changes). Body-only changes include methods that have the exact same signature between two versions of their subsystem, but have modified bodies.

For each of the two changesets, we implement our own tooling to search for methods in the *AO* version of the subsystem that have not been paired with a method in the related version. Between these unmatched methods, we look for pairs with matching signatures. Such pairs of methods will definitely have different bodies; otherwise, they would be identical and would have been discovered by SourcererCC when identifying identical methods. We add such methods to the body-only change category.

4.2.5 Deleted Methods. Given two versions, a method may exist in the old version, but is deleted from the new version. If we exhaust our search for a match for a method by going through all the above change types, we assume that this method is deleted in the new version of the subsystem and add it to the deleted method category.

4.3 Step 3: Map Changesets

After acquiring the two changesets *AO* to *AN* and *AO* to *CM*, we map the changes from one changeset to the other based on the signatures of *AO* methods to determine the possibility of automation for each mapping. Mapping changes between the two changesets and understanding the implication of this mapping provides guidance about the possibility of automating this merge. For example, if a method in *AO* is refactored in *CM* while it is deleted in *AN*, we cannot automatically apply that change in *CM* to its corresponding method in *AN*. However, if it has remained identical in *AN*, it is possible to automatically apply this refactoring change to the corresponding method in *AN*. To better illustrate the different combinations of types of changes, Table 2 provides a mapping table that illustrates the possibility of automation in each intersection or mapping. Column and row labels represent types of changes, for each changeset, as explained in Section 4.2.

We went over each cell and categorized it based on the possibility of integrating both changes. Green cells indicate that automation is possible. Red cells indicate conflicts, suggesting automation is not possible. Yellow cells indicate potential conflicts. Depending on the details of the change, automation may or may not be possible. We have not included the identical change type between *AO* and *CM* in the table, because there are no changes to apply on *AN* for those

Table 2: Mappings of changesets and the possibility of automation in a comparison scenario

| $AO \rightarrow AN$ Changeset | $AO \rightarrow CM$ Changeset | | | | |
|----------------------------------|-------------------------------|--------------------|--------------------|--------------------|-------------|
| | Identical | Refactored | Argument Change | Body-only | Deleted |
| | | No Conflict | No Conflict | No Conflict | Conflict |
| | Refactored | Potential Conflict | Potential Conflict | Potential Conflict | Conflict |
| | Argument Change | Potential Conflict | Conflict | Potential Conflict | Conflict |
| | Body-only | Potential Conflict | Potential Conflict | Potential Conflict | Conflict |
| | Deleted | Conflict | Conflict | Conflict | No Conflict |

methods. We now further discuss our reasoning behind each cell color, column by column.

4.3.1 $AO \rightarrow CM$ Refactoring Changes. We can apply a refactoring method change in CM to AN , if the method in AN is identical to AO . If the method is also refactored in AN , then the possibility of automation depends on the type of refactoring. For example, if a method is renamed in CM while one of its arguments is renamed in AN , both changes can be merged, since there would be no potential conflicts. However, if both refactoring changes are inlining or extract method, then the bodies could differ substantially, make automation impossible. If there are any argument changes in AN , the possibility of automation again boils down to the type of refactoring in CM . If the refactoring change in CM does not alter the method’s body, it is possible to automatically merge it with the argument change in AN . For other types of refactoring, the automation might be impossible (e.g. if both changes alter same lines of code in the body). In case of body-only changes in AN , automation would depend on the type of refactoring that happened in CM . It would be possible to automate the merge for method rename or move, but conflicts may arise for other refactorings that affect the body. Finally, if the method is deleted in AN , there will be conflicts and we cannot automatically apply the refactoring from CM .

4.3.2 $AO \rightarrow CM$ Argument Changes. We can apply argument changes from $AO \rightarrow CM$ if the method did not change in AN . If the method is refactored in AN , depending on the type of refactoring automation might be possible, similar to opposite combination described above. If an argument change happened in AN as well, then a conflict will occur, since there already has been a change to the method’s arguments in AN and it is not possible to automatically apply the argument change from CM . If there is a body-only change in AN , we might be able to automatically apply the argument change. For example, if a new argument is added to a method in CM , and for the same method, a body-only change has happened in AN , the change in signature can be automatically applied. However, the change in the body could only be automated if the change made in the body in CM when adding the argument does not conflict with the area of the body that AN modified. Thus, we mark this cell as yellow. If the corresponding method in AN is removed, we cannot apply the argument changes, resulting in a conflict.

4.3.3 $AO \rightarrow CM$ Body-only Changes. Similar to previous cases, if the method has not changed in AN , the change can be automated. For corresponding refactoring and argument changes in AN , automation depends on the situation as discussed in the opposite combination above. If a body-only change happens in AN , then

automation is possible only if the two changes happened in different, non-overlapping parts of the body. Finally, we cannot apply a change in a method’s body from CM to AN , if the corresponding method in AN is deleted.

4.3.4 $AO \rightarrow CM$ Deleted Methods. We can apply a deletion from CM only if the method was deleted in AN as well. Otherwise, a conflict would occur, because the method is still used in AN or, worse, has undergone a change.

5 EVALUATION SETUP

Identifying comparison scenarios. We consider the seven latest CyanogenMod versions in our evaluation. To setup a comparison scenario, we need the AOSP version each CyanogenMod version is based on and the subsequent version of AOSP that it will need to be updated to, both available in Table 1. However, we need to concretely find the right source code to analyze for each version, since there are multiple releases for each version of AOSP. Each version of CyanogenMod is based on a corresponding version of AOSP, but it is not necessarily based on the first release of that AOSP version. For example, there are a total of 7 releases for the Settings subsystem in AOSP version 4.2. The settings subsystem in CyanogenMod for the corresponding version of AOSP (CM10.1) could be based on any of this releases. Some CyanogenMod subsystems explicitly mention which release of AOSP they are based on in their Git commit history, but this is not always the case. Because we cannot accurately determine the release number of the AOSP version that each CyanogenMod repository is based on automatically, we had to decide on a strategy for consistently choosing the AOSP release we will use. Obviously, randomly selecting a release for each version is inaccurate, so we were left with the choice of selecting the first or last release of each version. Using the last release is problematic, because we will miss a large number of changes that happened in AOSP. We, therefore, decided to choose the first release of each corresponding AOSP version as the basis of our comparison. This applies to both AO and AN . That said, this decision might lead to discovering changes from AO to CM that are not actually CM changes but were implemented by AOSP developers between the first release and the release that CM was actually based on.

We overcome this problem by post-processing our results to look for duplicate changes between the AO to AN and AO to CM changesets (e.g., a method move from the same source to the same target). While we can successfully post-process and purge duplicate changes for all change types, we cannot accurately do this for methods that are deleted in both AN and CM . This is due to the fact that if a method in AO is deleted in AN and CM , there are no corresponding methods to compare and check for duplication.

Table 3: Java subsystems in each comparison scenario

| Comparison scenario | AO, AN and CM versions | Number of subsystems |
|---------------------|------------------------|----------------------|
| CS1 | A4.2-A4.3-CM10.1 | 80 |
| CS2 | A4.3-A4.4-CM10.2 | 79 |
| CS3 | A4.4-A5.0.0-CM11.0 | 77 |
| CS4 | A5.0.0-A5.1.0-CM12.0 | 64 |
| CS5 | A5.1.0-A6.0.0-CM12.1 | 63 |
| CS6 | A6.0.0-A7.0.0-CM13.0 | 61 |
| CS7 | A7.0.0-A7.1.0-CM14.0 | 50 |

If we knew the exact AO release that CM is based on, we could check if the method was deleted before or after this version, but this knowledge is exactly what we are missing. To overcome this, we conservatively assume that all methods that are deleted in both AN and CM are duplicates. We choose to do this rather than count those changes and inflate our estimation of automatically mergeable changes (a deletion in both change sets is a green cell in Table 2).

Downloading and processing the source code. For each identified release of CyanogenMod or AOSP, we use REPO to fetch the corresponding source tree. For each subsystem listed in CyanogenMod, we find the corresponding subsystem in AOSP by comparing the subsystem names in CyanogenMod’s and AOSP’s manifest files. We are only interested in the mutual subsystems between each version of CyanogenMod and its corresponding AOSP version, since there is no point in studying subsystems in CyanogenMod that do not have a corresponding subsystem in AOSP and vice versa. Since we are only interested in Java subsystems, we filter out the non-Java ones. Table 3 shows a summary of the number of Java subsystems we analyzed for each comparison scenario.

Performing the analysis. For each comparison scenario, we apply our methodology in Section 4. For each subsystem in every comparison scenario, we produce an output file that consists of the number of methods in each of the three versions of a given comparison scenario (AO, AN and CM), as well as the number of methods in each overlapping category of changes, similar to Table 2.

6 RESULTS

We now use the results of our analysis to answer our three research questions.

6.1 Frequently Modified Subsystems

RQ1: Which parts of Android are frequently modified in AOSP vs. CyanogenMod?

In order to better understand the kind of changes AOSP or CyanogenMod undergo, our first step, reflected in RQ1, is to look at the frequently modified subsystems. Understanding the nature of these subsystems, and if there are commonalities between AOSP and CyanogenMod, helps us understand the reasoning behind changes. To investigate the overlap of modifications made by AOSP and CyanogenMod developers, we extract the most changed subsystems in CM and AN for each comparison scenario. Table 4 shows the top 5 most-changed subsystems in each comparison scenario. Subsystems are sorted based on the total number of changes they have in the corresponding comparison scenario, shown in parentheses. Subsystems in bold are those changed in both CM and AN.

Table 4: Most changed subsystems in AN and CM

| Comparison scenario | Top changed subsystems in AO | Top changed subsystems in CM |
|----------------------|--|--|
| A4.2-A4.3-CM10.1 | frameworks_opt_telephony (2041) packages_apps_Gallery2 (1035) external_okhttp (779) packages_apps_Settings (253) packages_apps_Calendar (184) | packages_apps_Settings (150) packages_apps_Calculator (102) packages_apps_Camera (100) frameworks_opt_telephony (94) packages_apps_Phone (69) |
| A4.3-A4.4-CM10.2 | packages_apps_Email (3575) packages_apps_Gallery2 (2511) packages_apps_QuickSearchBox (625) packages_apps_DeskClock (482) packages_apps_Settings (340) | frameworks_opt_telephony (435) packages_apps_Gallery2 (225) packages_apps_Settings (196) packages_apps_Calculator (106) packages_apps_Email (103) |
| A4.4-A5.0.0-CM11.0 | packages_apps_Camera2 (1627) packages_apps_UnifiedEmail (1410) packages_apps_Settings (1163) packages_apps_Contacts (955) packages_apps_Bluetooth (652) | frameworks_opt_telephony (482) packages_apps_Contacts (455) packages_apps_Settings (344) packages_apps_Mms (323) packages_apps_Bluetooth (272) |
| A5.0.0-A5.1.0-CM12.0 | packages_apps_Email (1090) frameworks_opt_telephony (641) packages_services_Telephony (351) packages_apps_Settings (343) packages_apps_Nfc (175) | packages_apps_Bluetooth (740) frameworks_opt_telephony (517) packages_apps_Settings (365) packages_apps_Mms (337) packages_apps_InCallUI (149) |
| A5.1.0-A6.0.0-CM12.1 | packages_apps_Settings (1576) packages_apps_Camera2 (1114) packages_apps_Dialer (585) frameworks_opt_telephony (448) packages_apps_Bluetooth (435) | packages_apps_Bluetooth (726) frameworks_opt_telephony (692) packages_apps_Settings (505) packages_apps_Gallery2 (205) packages_apps_InCallUI (128) |
| A6.0.0-A7.0.0-CM13.0 | frameworks_opt_telephony (2177) packages_apps_Settings (1836) packages_apps_DeskClock (925) packages_services_Telecomm (390) packages_apps_Dialer (324) | frameworks_opt_telephony (567) packages_apps_Settings (508) packages_apps_Bluetooth (344) packages_apps_Gallery2 (187) packages_apps_Dialer (181) |
| A7.0.0-A7.1.0-CM14.0 | packages_apps_Settings (244) packages_services_Telephony (215) frameworks_opt_telephony (169) packages_services_Telecomm (162) packages_apps_Bluetooth (37) | packages_apps_Bluetooth (602) frameworks_opt_telephony (339) packages_apps_Gallery2 (232) packages_apps_Settings (194) packages_apps_UnifiedEmail (105) |

As the table suggests, there are at least two mutual changed subsystems between AN and CM in all comparison scenarios. This suggests that AOSP and CM often modify the same Android components. To better understand why developers need to change these subsystems, we further investigate two of them that seem to be commonly modified by both AOSP and CyanogenMod developers.

Settings. The Settings subsystem is the interface that lets users reconfigure different settings in their Android device. There are a number of different options available in Settings, often grouped into categories such as Connectivity or Display. AOSP developers often change this subsystem to amend new features and improve the user interface of existing items within each category. Settings in CyanogenMod includes all options from AOSP, plus some additional CyanogenMod-specific items that allow users to further customize their device. For example, there is an option under the *Battery* category in CyanogenMod for profiling CPU usage. Users can change this option to determine the workload on the CPU and subsequently its battery usage. With each update of AOSP, CyanogenMod developers choose the new version of AOSP as their base and re-apply their changes to implement their propriety options.

Telephony. This subsystem is responsible for telecommunication functionality, such as making phone calls or sending and receiving text messages. It also provides APIs for third-party app developers to perform various actions regarding its functionality. Modifications by AOSP are mostly for implementing new protocols and bug fixes. CM modifications are generally more specific, e.g., fixing a problem for a particular phone or service provider.

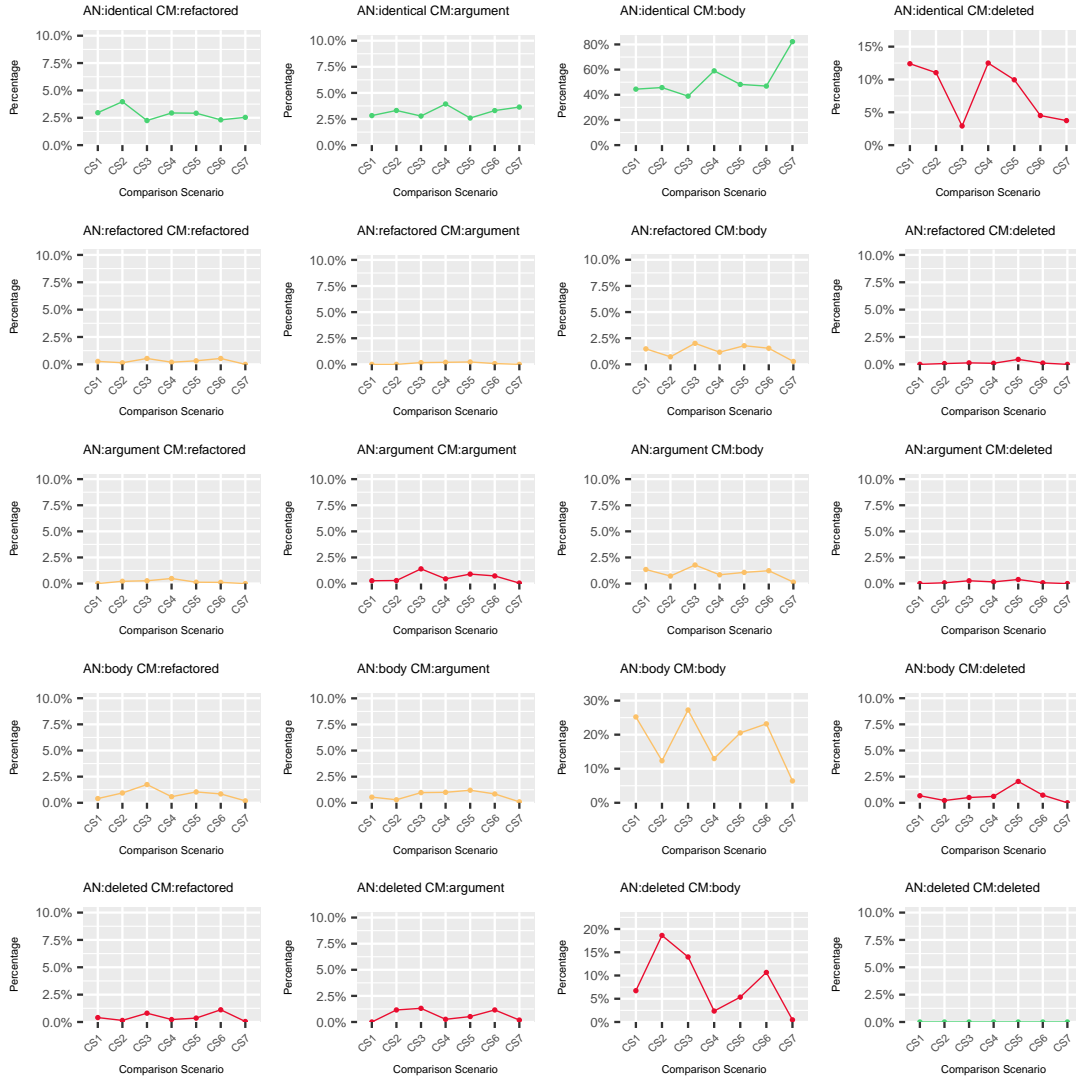


Figure 3: Percentage of CM changes that have an overlapping change in AN across different comparison scenarios

Finding 1: There are at least two common subsystems modified by CM and AN in each comparison scenario. The most commonly co-modified subsystems are Settings and Telephony.

6.2 Overlapping Changes

RQ2: What are the overlapping change types between AOSP and CyanogenMod modifications, and do these changes hold for all versions?

The mere existence of overlaps between subsystems that AOSP and CyanogenMod modify in each version does not mean that automation for merging CM changes to AN in such subsystems is impossible. In RQ2, we further study the types of changes that happen in mutually changed subsystems to determine the feasibility of automatically applying each type of change in CM to AN.

To better understand our analysis results and observe trends, we aggregate the number of method changes and their types among all subsystems in each comparison scenario and plot them in Figure 3. The rows and columns correspond to those in Table 2, making each plot correspond to an overlap cell in Table 2. The x axis in each plot shows comparison scenarios, and the y axis indicates the percentage of the corresponding change overlap with respect to the total number of changes in CM. Let us take the AN: *Argument CM: body* graph as an example. In that graph, the comparison scenario CS5 indicates 1.06%. This means that 1.06% of all methods that are changed in CM in that comparison scenario had body-only changes in CM and argument changes in AN.

The plots suggest that the majority of methods that are changed in CM have body-only changes (column 3). Out of these methods, most of them remain identical in AN (AN: *identical CM: body* in row 1, column 3). For example, in the last comparison scenario, CS7,

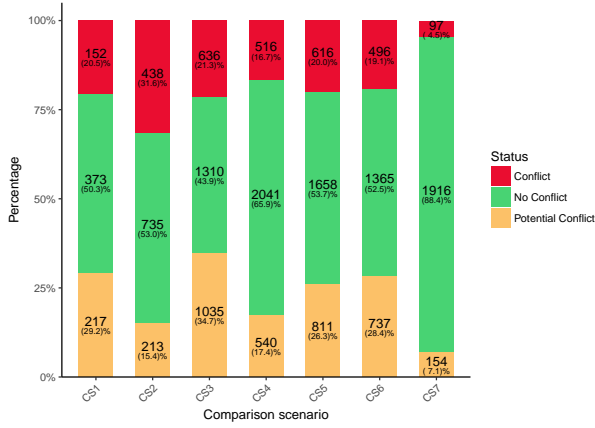


Figure 4: Number and Percentage of CM changed methods, categorized by possibility of automated merging into AN for each comparison scenario.

82% of the methods changed in CM have body-only changes, but remained identical in AN. In absolute numbers, this corresponds to 1,782 methods. This is good news for automated merging of CM changes into AN, because there would be no anticipated conflicts. Since this number is substantially higher than the other comparison scenarios, we further investigate it.

To investigate this comparison scenario (CS7), we choose the *packages_apps_Bluetooth* subsystem since it has the most number of changes in this category. Out of 602 CM changes in this subsystem, 516 of them remained identical in AO and had body-only changes in CM. We randomly sample 20 of these 516 methods and manually inspect them. We realize that for 17 of these methods, there is either a new line added for logging an activity, or an existing line of code regarding a log message was edited. This suggests that the relatively higher number of body-only changes to methods in CM in the last comparison scenario may be because of a new decision in CyanogenMod towards more thorough logging.

The remainder of the methods that have body-only changes in CM mostly have body-only changes in AN as well (AN:body CM:body in row 4, column 3). Such methods could have potential merge conflicts. To better understand this category, we manually sample changes from the subsystem with the highest number of changes in this category, *frameworks_opt_telephony*. We look for changes that reflect different body-only change overlaps. Figures 5 and 6 show code snippets from two sample methods in AO that have gone through body-only changes in both AN and CM.

In Figure 5, the Log class is changed to Rlog for AN. However, in CM, a new else if clause is added to support a new type of SmsMessage. Because these two changes happen in different parts of the body, it is possible to automatically merge CM into AN.

On the other hand, Figure 6 shows the default clause of a switch statement in method *disconnectCauseFromCode*. Note that the remainder of the method is the same between the three versions. There are two different changes in AN. Following a new naming convention in AOSP, the name of all class attributes should start with the lowercase ‘m’ letter, so both *owner* and *phone* are

renamed to *mOwner* and *mPhone*. The next change is the way variable *uiccAppState* is initialized. Unlike AO, the value of the *UiccCardApplication* instance is first checked. If it is null, *AppState.APPSTATE_UNKNOWN* will be assigned to *uiccAppState*. Otherwise, it is the same as AO. Surprisingly, a similar change happened in CM. An instance of *UiccCardApplication* is created and initialized in the same way as in AN, but under a different variable name. Unlike AN, a null value is assigned to *uiccAppState* in case the instance of *UiccCardApplication* is null. Since both AOSP and CyanogenMod developers have applied changes to the same part of the code, merging the changes in CM to AN cannot be done automatically in this situation.

Figure 3 shows that most of the remaining categories of overlapping changes seem to follow the same trend over the comparison scenarios. This tells us that the same type of overlapping changes usually occur in all comparison scenarios. Therefore, devising a method for automatically merging these changes from CM to AN would generally help the merging process across all comparison scenarios and not just one of them.

Finding 2: On average, 52% of changed CM methods have body-only changes in CM and remain identical in AN. Methods with body-only changes in both CM and AN make up an average of 18% of changes in each comparison scenario. In most cases, the percentage of the overlapping changes follow the same trend across all comparison scenarios.

6.3 Overall Feasibility of Automation

RQ3: How feasible is it to automatically re-apply CM changes to AN?

RQ3 looks at the more general scale, where we are interested to know the percentage of all CM changes that can be automatically merged into AN. Based on Table 2 and our reasoning behind each cell explained in Section 4.3, we divide the aggregated analysis results for each comparison scenario into three categories based on the possibility of automated merging: No conflict (Green), Potential conflict (Yellow), Conflict (Red). Figure 4 visualizes the aggregated results of the analysis for each comparison scenario. As the plot suggests, the majority of changes in CM can automatically be re-applied onto AN for all of comparison scenarios. On average, out of all CM changes across each comparison scenario, 58% (median: 53%) of them belong to the No conflict category, 19% (median: 20%) belong to the Conflict category and the remaining 23% (median: 26%) belong to the Potential Conflict category. The plot also suggests that the same trend holds for each category of CM changes across the 7 comparison scenarios that we have. It is worth mentioning that we are conservatively assuming that all AO methods that are deleted in both AN and CM are duplicates and are thus purged. Because we believe that genuine changes in this category would pose no conflict to the automation, we expect the actual number for the percentage of changes in the No conflict category to be higher than the number reported here.

Finding 3: On average, 58% of CM changes can automatically be merged into AN. An average of 19% would cause conflicts, while an average of 23% could potentially cause conflicts.

| CM | AO | AN |
|---|--|--|
| <pre> public static SmsMessage createFromPdu(byte[] pdu, String format) { SmsMessageBase wrappedMessage; if (SmsConstants.FORMAT_3GPP2.equals(format)) { wrappedMessage = ...cdma.SmsMessage.createFromPdu(pdu); } else if (SmsConstants.FORMAT_3GPP.equals(format)) { wrappedMessage = ...gsm.SmsMessage.createFromPdu(pdu); } + else if (FORMAT_SYNTHETIC.equals(format)) { + wrappedMessage = SyntheticSmsMessage.createFromPdu(pdu); } else { Log.e(LOG_TAG, "createFromPdu(): unsupported message format " + format); return null; } return new SmsMessage(wrappedMessage); } </pre> | <pre> public static SmsMessage createFromPdu(byte[] pdu, String format) { SmsMessageBase wrappedMessage; if (SmsConstants.FORMAT_3GPP2.equals(format)) { wrappedMessage = ...cdma.SmsMessage.createFromPdu(pdu); } else if (SmsConstants.FORMAT_3GPP.equals(format)) { wrappedMessage = ...gsm.SmsMessage.createFromPdu(pdu); } else { Log.e(LOG_TAG, "createFromPdu(): unsupported message format " + format); return null; } return new SmsMessage(wrappedMessage); } </pre> | <pre> public static SmsMessage createFromPdu(byte[] pdu, String format) { SmsMessageBase wrappedMessage; if (SmsConstants.FORMAT_3GPP2.equals(format)) { wrappedMessage = ...cdma.SmsMessage.createFromPdu(pdu); } else if (SmsConstants.FORMAT_3GPP.equals(format)) { wrappedMessage = ...gsm.SmsMessage.createFromPdu(pdu); } else { - Log.e(LOG_TAG, "createFromPdu(): unsupported message format " + format); + Rlog.e(LOG_TAG, "createFromPdu(): unsupported message format " + format); return null; } return new SmsMessage(wrappedMessage); } </pre> |

Figure 5: Example of a method in AO from *frameworks_opt_telephony* subsystem that went through different body-only changes in AN and CM in different lines in the code. This is an example of changes that can be automatically merged.

| CM | AO | AN |
|--|---|--|
| <pre> DisconnectCause disconnectCauseFromCode(int causeCode) { ... default: CDMAPhone phone = owner.phone; int serviceState = phone.getServiceState().getState(); - AppState uiccAppState = UiccController + UiccCardApplication uiccCardApplication = UiccController .getInstance() .getUiccCardApplication(UiccController.APP_FAM_3GPP2); - .getState(); + AppState uiccAppState = uiccCardApplication != null ? uiccCardApplication.getState() : null; ... } </pre> | <pre> DisconnectCause disconnectCauseFromCode(int causeCode) { ... default: CDMAPhone phone = owner.phone; int serviceState = phone.getServiceState().getState(); AppState uiccAppState = UiccController .getInstance() .getUiccCardApplication(UiccController.APP_FAM_3GPP2) .getState(); ... } </pre> | <pre> DisconnectCause disconnectCauseFromCode(int causeCode) { ... default: - CDMAPhone phone = owner.phone; + CDMAPhone phone = mOwner.mPhone; int serviceState = phone.getServiceState().getState(); - AppState uiccAppState = UiccController + UiccCardApplication app = UiccController .getInstance() .getUiccCardApplication(UiccController.APP_FAM_3GPP2); - .getState(); + AppState uiccAppState = (app != null) ? app.getState() : AppState.APPSTATE_UNKNOWN; ... } </pre> |

Figure 6: Example of a method in AO from *frameworks_opt_telephony* subsystem that went through different body-only changes in both AN and CM in the same part of the code. This is an example of changes that would cause a merge conflict.

7 DISCUSSION

The goal of our study is to determine which CM changes can be automatically merged into Android, when there are overlapping changes in AN. In Section 4.3, we provided reasoning as to why it is feasible to automatically merge some categories, while it is impossible for others. Our results in Section 6 empirically show that a large portion of the changes can actually be automated. In this section, we discuss the implications of our study by presenting practical solutions to actually automatically perform the merging process, based on the category of each change overlap.

7.1 No Conflict Categories

AN:identical CM:refactored. In this category, CM refactored an AO method while it remained unchanged in AN. Since the method is identical in AN, a simple textual merge, such as that done by git, would be enough to apply the change to that specific method. However, a more thorough way of merging the change is to apply the actual refactoring to make sure that references to the method can be updated accordingly. Since the change detection tools we use, i.e., RefactoringMiner, can already identify the exact type of refactoring that occurred, we can provide the refactoring parameters to existing refactoring engines, such as those offered by Eclipse [5], IntelliJ [7] to automatically apply the change.

AN:identical CM:argument. AO methods that are in this category, have an argument change in CM and remain identical in AN. Using textual merge tools, the entire method in AN could be replaced

with its corresponding method in CM. At this point, the change is merged with no textual conflicts. However, to avoid semantic conflicts, i.e., merges that later break the code semantics in terms of a failed build or test execution, we also need to update references to the method. This can be done using static analysis, where all calls to the method could be found and updated to match the new method signature. In the case of argument deletion, updating the references is straightforward. In the case of argument addition, a candidate parameter can be added to the method call by statically finding a variable with the right type in that context. Another option is to use executable transformations that are extracted from change distilling, similar to the technique suggested by Stevens and Roover [32]. This way we can extract an exact transformation script from the change detected in CM, and execute the exact transformation on AN.

AN:identical CM:body. If a method is in this category, it has only changes in its body in CM, with no corresponding changes in AN. Textual merge tools can simply be used to execute the merge. Since there are no changes in the method’s signature, there is no need to find and update the calls to the method.

AN:deleted CM:deleted. AO methods that are in this category are deleted in both AN and CM. Therefore nothing needs to be done to reflect this CM change in AN.

7.2 Conflict Categories

Unlike the previous category, the merging process of the methods in this category cannot be fully automated. This is mainly because

the conflict between the two changes in *AN* and *CM* can only be resolved by the developer’s decision. For example, if a method is deleted in *AN* and has a refactoring change in *CM*, it is hard to automatically decide if the refactored method should be added back to *AN* or if the refactoring change should be ignored since the method is deleted. A completely different resolution may also be decided by the developer. For example, she may decide to move the functionality in the refactored *CM* method to a different method in *AN*. One option would be to at least create some analysis that would calculate potential options and show a preview of these options to the developer. Once the developer decides, the change resolution can potentially be automatically applied.

7.3 Potential Conflict Categories

Automation in this case depends on the details of the change. For example, not all *AN:refactored CM:refactored* can be automated. In some cases, such as a method rename in *AN* and an argument rename in *CM*, automation may be possible by using a refactoring engine to perform the method rename and then applying the techniques described in the *AN:identical CM:argument* category in Section 7.1. However, if both refactoring changes move the method to different classes, a developer needs to decide how to merge the change in *CM* to *AN*. She can either choose to apply the move made in *CM* to *AN* or to leave the method in *AN* as it is. A practical solution to changes in this category is to create a list of all change combinations and determine which of them can be merged automatically with no conflicts, or require a decision by a developer, similar to the changes described in Section 7.2.

8 THREATS TO VALIDITY

We used CyanogenMod, an open-source community-driven Operating System based on AOSP, in our study. Thus, we cannot generalize our findings to all other phone vendors. However, CyanogenMod has a large number of active users (50 million in 2015) and a community of more than 1,000 developers. We believe that these qualities render CyanogenMod as a suitable alternative to a mainstream phone vendor for the purposes of our study. Additionally, our findings illustrate the problems that arise when independently modified versions of the same software system need to be merged.

We only cover changes on the method-level. Although there are other types of changes such as changes to classes and their attributes, we believe that methods provide a good balance between fine-grained changes and at the same time a meaningful evaluation unit. Evolution studies at the method level have also been performed in several previous work [20].

The precision of the method-level changes we identify relies on the precision of the tools we use: SourcererCC, RefactoringMiner and ChangeDistiller. The tools we use are well established and have been previously used in several studies [24, 31]. Additionally, all tools have high reported recall and precision rates, which we provided in Section 4. The only issue we faced was with SourcererCC, where we found that it misses some Java files during its indexing, and so does not report clones in these files which would lead to inaccuracies in identifying identical changes. However, we could not identify the reason for this. We implemented a workaround for this problem by performing a string comparison between each

pair of candidate methods for the body-only change type. If the comparison reveals that the methods are actually identical, we add them to the changeset under the identical change type.

When selecting versions of *AO*, *AN* and *CM* for each comparison scenario, we decided to go with the first release of *AO* and *AN*. However, *CM* might not necessarily be based on the first release of *AO*. This might lead to false positives when identifying changes from *AO* to *CM*, since some changes might originally belong to AOSP and we identify them as *CM* changes. We overcome this problem by comparing *AO* to *CM* and *AO* to *AN* changesets, and purging duplicated changes from *AO* to *CM* changeset. While this ensures we will not have false positives in the *CM* to *AN* changeset, it might cause false negatives. In other words, we might actually miss an identical change that happened to a method in both *AN* and *CM*. However, since it is likely very rare for developers in AOSP and *CM* to change a method in the *exact* same way, we believe this should not bias our analysis into overestimating merge automation feasibility, since such a change does not even need merging.

It is also worth mentioning that we do not actually perform the merge, and we do not analyze if a merge may lead to build or test errors. However, the first step for any merge analysis is to overcome syntactic conflicts that prevent textual changes from being applied. That said, since our categorization is based on change types and not simply pure textual conflicts, we do take part of the change semantics into account.

9 CONCLUSION

We performed an empirical study to understand the details of the Android update problem. The problem occurs when a new version of the Android OS is released, and phone vendors need to figure out how to re-apply their proprietary modifications to the new version. This leads to late adoption of the new version of Android by phone vendors, which may lead to problems associated with using an outdated version of the OS, such as security vulnerabilities.

By studying seven versions of a community-based variant of Android called CyanogenMod, which we use as a proxy for a phone vendor, we analyzed the details and overlap of the changes applied in CyanogenMod versus those in Android. Based on the semantics of the changes, we categorized the overlapping changes as conflicting or non-conflicting, depending on automation possibility.

Our results show that while both CyanogenMod and Android often change similar parts of the OS, the majority of overlapping changes (58%) can actually be automatically merged. We discussed concrete automation opportunities for all categories of change overlaps, including those that would result in merge conflicts. Our results are a useful first step for solving the Android update problem, and also for solving the general problem of merging independently modified variants of a software system. Our next step is to apply our suggested automated merging techniques and develop an integrated tool that can be used to automate this merging task.

REFERENCES

- [1] Android Interfaces and Architecture. <https://source.android.com/devices/index.html>. ([n. d.]). Accessed: 2017-02-26.
- [2] Android Platform Manifest. <https://android.googlesource.com/platform/manifest/>. ([n. d.]). Accessed: 2017-08-16.
- [3] Android Platform Versions. <https://developer.android.com/about/dashboards/index.html>. ([n. d.]). Accessed: 2017-07-30.

- [4] CyanogenMod. <https://web.archive.org/web/20161210001826/http://cyanogenmod.org/>. ([n. d.]). Accessed: 2016-12-10.
- [5] Eclipse Refactoring support. <https://help.eclipse.org/neon/topic/org.eclipse.jdt.doc.user/concepts/concept-refactoring.htm>. ([n. d.]). Accessed: 2017-08-25.
- [6] GitHub Artifact Page. <https://github.com/ualberta-se/Android-Update-Analysis>. ([n. d.]).
- [7] IntelliJ Refactoring Support. <https://www.jetbrains.com/help/idea/refactoring-source-code.html>. ([n. d.]). Accessed: 2017-08-25.
- [8] Repo, Android Open Source Project. <https://source.android.com/source/developing>. ([n. d.]). Accessed: 2017-08-16.
- [9] 2016. Market Share Alert: Preliminary, Mobile Phones, Worldwide, 2Q16. *Gartner*, Aug (2016).
- [10] Ron Amadeo. Google's "Project Treble" solves one of Android's many update roadblocks. <https://arstechnica.com/gadgets/2017/05/google-hopes-to-fix-android-updates-no-really-with-project-treble/>. ([n. d.]). Accessed: 2017-08-25.
- [11] Sven Apel, Jörg Liebig, Benjamin Brandl, Christian Lengauer, and Christian Kästner. 2011. Semistructured Merge: Rethinking Merge in Revision Control Systems. In *Proceedings of the 19th ACM SIGSOFT Symposium and the 13th European Conference on Foundations of Software Engineering (ESEC/FSE '11)*. ACM, New York, NY, USA, 190–200. <https://doi.org/10.1145/2025113.2025141>
- [12] Yuriy Brun, Reid Holmes, Michael D. Ernst, and David Notkin. 2011. Proactive Detection of Collaboration Conflicts. In *Proceedings of the 19th ACM SIGSOFT Symposium and the 13th European Conference on Foundations of Software Engineering (ESEC/FSE '11)*. ACM, New York, NY, USA, 168–178. <https://doi.org/10.1145/2025113.2025139>
- [13] Barthélémy Dagenais and Martin P. Robillard. 2008. Recommending Adaptive Changes for Framework Evolution. In *Proceedings of the 30th International Conference on Software Engineering (ICSE '08)*. ACM, New York, NY, USA, 481–490. <https://doi.org/10.1145/1368088.1368154>
- [14] Slawomir Duszynski, Jens Knodel, and Martin Becker. 2011. Analyzing the Source Code of Multiple Software Variants for Reuse Potential. In *Proceedings of the 18th Working Conference on Reverse Engineering (WCRE '11)*. 303–307. <https://doi.org/10.1109/WCRE.2011.44>
- [15] Wolfram Fenske, Jens Meinicke, Sandro Schulze, Steffen Schulze, and Gunter Saake. 2017. Variant-preserving refactorings for migrating cloned products to a product line. In *Proceedings of the 24th International Conference on Software Analysis, Evolution and Reengineering (SANER '17)*. 316–326. <https://doi.org/10.1109/SANER.2017.7884632>
- [16] Stefan Fischer, Lukas Linsbauer, Roberto E. Lopez-Herrejon, and Alexander Egyed. 2014. Enhancing Clone-and-Own with Systematic Reuse for Developing Software Variants. In *Proceedings of the 30th IEEE International Conference on Software Maintenance and Evolution (ICSME '14)*. 391–400. <https://doi.org/10.1109/ICSME.2014.61>
- [17] Beat Fluri, Michael Wuersch, Martin Plnzger, and Harald C. Gall. 2007. Change Distilling: Tree Differencing for Fine-Grained Source Code Change Extraction. *IEEE Transactions on Software Engineering* 33, 11 (Nov 2007), 725–743. <https://doi.org/10.1109/TSE.2007.70731>
- [18] Mário Luís Guimarães and António Rito Silva. 2012. Improving early detection of software merge conflicts. In *Proceedings of the 34th International Conference on Software Engineering (ICSE '12)*. 342–352. <https://doi.org/10.1109/ICSE.2012.6227180>
- [19] Miguel Helft. 2015. Meet Cyanogen, The Startup That Wants To Steal Android From Google. <https://www.forbes.com/sites/miguelhelft/2015/03/23/meet-cyanogen-the-startup-that-wants-to-steal-android-from-google-2/>. *Forbes*, March (2015). Accessed: 2017-08-25.
- [20] Huzefa Kagdi, Michael L. Collard, and Jonathan I. Maletic. 2007. A survey and taxonomy of approaches for mining software repositories in the context of software evolution. *Journal of Software Maintenance and Evolution: Research and Practice* 19, 2 (2007), 77–131. <https://doi.org/10.1002/smr.344>
- [21] Miryung Kim, David Notkin, and Dan Grossman. 2007. Automatic Inference of Structural Changes for Matching Across Program Versions. In *Proceedings of the 29th International Conference on Software Engineering (ICSE '07)*. IEEE Computer Society, Washington, DC, USA, 333–343. <https://doi.org/10.1109/ICSE.2007.20>
- [22] Mario Linares-Vásquez, Gabriele Bavota, Carlos Bernal-Cárdenas, Massimiliano Di Penta, Rocco Oliveto, and Denys Poshyvanyk. 2013. API Change and Fault Proneness: A Threat to the Success of Android Apps. In *Proceedings of the 9th Joint Meeting on Foundations of Software Engineering (ESEC/FSE 2013)*. ACM, New York, NY, USA, 477–487. <https://doi.org/10.1145/2491411.2491428>
- [23] Iliyan Malchev. Here comes Treble: A modular base for Android. <https://android-developers.googleblog.com/2017/05/here-comes-treble-modular-base-for.html>. ([n. d.]). Accessed: 2017-08-25.
- [24] Matias Martinez and Martin Monperrus. 2015. Mining software repair models for reasoning on the search space of automated program fixing. *Empirical Software Engineering* 20, 1 (01 Feb 2015), 176–205. <https://doi.org/10.1007/s10664-013-9282-8>
- [25] Tyler McDonnell, Baishakhi Ray, and Miryung Kim. 2013. An Empirical Study of API Stability and Adoption in the Android Ecosystem. In *Proceedings of the 29th IEEE International Conference on Software Maintenance (ICSM '13)*. IEEE Computer Society, Washington, DC, USA, 70–79. <https://doi.org/10.1109/ICSM.2013.18>
- [26] Tom Mens. 2002. A state-of-the-art survey on software merging. *IEEE Transactions on Software Engineering* 28, 5 (May 2002), 449–462. <https://doi.org/10.1109/TSE.2002.1000449>
- [27] Hung Viet Nguyen, My Huu Nguyen, Son Cuu Dang, Christian Kästner, and Tien N. Nguyen. 2015. Detecting Semantic Merge Conflicts with Variability-aware Execution. In *Proceedings of the 10th Joint Meeting on Foundations of Software Engineering (ESEC/FSE 2015)*. ACM, New York, NY, USA, 926–929. <https://doi.org/10.1145/2786805.2803208>
- [28] Renaud Pawlak, Martin Monperrus, Nicolas Petitprez, Carlos Noguera, and Lionel Seinturier. 2015. Spoon: A Library for Implementing Analyses and Transformations of Java Source Code. *Software: Practice and Experience* 46 (2015), 1155–1179. <https://doi.org/10.1002/spe.2346>
- [29] Hitesh Sajani, Vaibhav Saini, Jeffrey Svajlenko, Chanchal K. Roy, and Cristina V. Lopes. 2016. SourcererCC: Scaling Code Clone Detection to Big-code. In *Proceedings of the 38th International Conference on Software Engineering (ICSE '16)*. ACM, New York, NY, USA, 1157–1168. <https://doi.org/10.1145/2884781.2884877>
- [30] Danilo Silva, Nikolaos Tsantalis, and Marco Tulio Valente. 2016. Why We Refactor? Confessions of GitHub Contributors. In *Proceedings of the 24th ACM SIGSOFT International Symposium on Foundations of Software Engineering (FSE '16)*. ACM, New York, NY, USA, 858–870. <https://doi.org/10.1145/2950290.2950305>
- [31] Danilo Silva and Marco Tulio Valente. 2017. RefDiff: Detecting Refactorings in Version Histories. In *Proceedings of the 14th International Conference on Mining Software Repositories (MSR '17)*. IEEE Press, Piscataway, NJ, USA, 269–279. <https://doi.org/10.1109/MSR.2017.14>
- [32] Reinout Stevens and Coen De Roover. 2017. Extracting executable transformations from distilled code changes. In *Proceedings of the 24th International Conference on Software Analysis, Evolution and Reengineering (SANER '17)*. 171–181. <https://doi.org/10.1109/SANER.2017.7884619>
- [33] Daniel R. Thomas, Alastair R. Beresford, Thomas Coudray, Tom Sutcliffe, and Adrian Taylor. 2015. The lifetime of Android API vulnerabilities: case study on the JavaScript-to-Java interface. In *Proceedings of the 23rd International Workshop on Security Protocols*.
- [34] Daniel R. Thomas, Alastair R. Beresford, and Andrew Rice. 2015. Security Metrics for the Android Ecosystem. In *Proceedings of the 5th Annual ACM CCS Workshop on Security and Privacy in Smartphones and Mobile Devices (SPSM '15)*. ACM, New York, NY, USA, 87–98. <https://doi.org/10.1145/2808117.2808118>
- [35] Filip Van Rysselberghe and Serge Demeyer. 2003. Reconstruction of Successful Software Evolution Using Clone Detection. In *Proceedings of the 6th International Workshop on Principles of Software Evolution (IWPE '03)*. IEEE Computer Society, Washington, DC, USA, 126–. <http://dl.acm.org/citation.cfm?id=942803.943720>
- [36] James Vincent. 99.6 percent of new smartphones run Android or iOS. ([n. d.]). Accessed: 2017-08-25.
- [37] Zhenchang Xing and Eleni Stroulia. 2005. UMLDiff: An Algorithm for Object-oriented Design Differencing. In *Proceedings of the 20th IEEE/ACM International Conference on Automated Software Engineering (ASE '05)*. ACM, New York, NY, USA, 54–65. <https://doi.org/10.1145/1101908.1101919>
- [38] Zhenchang Xing and Eleni Stroulia. 2007. API-Evolution Support with Diff-CatchUp. *IEEE Transactions on Software Engineering* 33, 12 (Dec. 2007), 818–836. <https://doi.org/10.1109/TSE.2007.70747>