

Ensemble One-dimensional Convolution Neural Networks for Skeleton-based Action Recognition

Yangyang Xu

Shenzhen Key Laboratory of Virtual Reality and Human Interaction Technology
Shenzhen Institutes of Advanced Technology, Chinese Academy of Sciences, China

Lei Wang

Shenzhen Key Laboratory of Virtual Reality and Human Interaction Technology,
Shenzhen Institutes of Advanced Technology, Chinese Academy of Sciences, China

{yy.xu, lei.wang1}@siat.ac.cn

Abstract

In this paper, we proposed a effective but extensible residual one-dimensional convolution neural network as base network, based on the this network, we proposed four subnets to explore the features of skeleton sequences from each aspect. Given a skeleton sequences, the spatial information are encoded into the skeleton joints coordinate in a frame and the temporal information are present by multiple frames. Limited by the skeleton sequence representations, two-dimensional convolution neural network cannot be used directly, we chose one-dimensional convolution layer as the basic layer. Each sub network could extract discriminative features from different aspects. Our first subnet is a two-stream network which could explore both temporal and spatial information. The second is a body-parted network, which could gain micro spatial features and macro temporal features. The third one is an attention network, the main contribution of which is to focus the key frames and feature channels which high related with the action classes in a skeleton sequence. One frame-difference network, as the last subnet, mainly processes the joints changes between the consecutive frames. Four subnets ensemble together by late fusion, the key problem of ensemble method is each subnet should have a certain performance and between the subnets, there are diversity existing. Each subnet shares a well-performance basenet and differences between subnets guaranteed the diversity. Experimental results show that the ensemble network gets a state-of-the-art performance on three widely used datasets.

1. Introduction

Human action recognition is a crucial research in computer vision, which has widely used in many areas such as video surveillance, human-computer interaction, robotics and *etc.* [10, 18, 31]. Most approaches have gained process in RGB videos recorded by 2D camera. However, 2D RGB video has lots of drawbacks, such as background noisy, lack of depth information and need large capacity but easily destructible memory disk to store. Recently, low cost depth sensor especially the Microsoft Kinect sensor overcomes those problems. 3D skeleton joints coordinate recorded by depth sensor gains more attention due to its effectiveness and succinctness [15, 22]. Human action can be presented as a combination of frames with specific amount of joints coordinate, previous skeleton-based action recognition attempts to use Recurrent Neural Network(RNN) to model the temporal structure of skeleton sequence [14, 20, 23], but the range of skeleton frames is beyond the ability of RNNs temporal modeling and vanilla RNN lack the ability for spatial modeling. Besides, those RNN-based methods only flatten joints coordinate in a frame and stack them in temporal domain as input but neglect the spatial configurations. Inspired by the great success acquired by two-dimensional convolution neural networks in RGB based action recognition [5, 11, 26]. Some works introduce two-dimensional convolution neural networks in skeleton based action recognition to explore salient and robust features, they concatenate all frames together as raw and flatten all joints in one frame as column, the 3D coordinate(x, y, z) as three channels to form a nature image. However, the joint numbers in a skeleton frame limited the size of formed image, they also computed several vectors to form a new image but add new noisy in input data and the inherent dissimilarity between formed image and true nature image limited the effective-

ness of 2D CNNs [3, 11, 12, 15]. In conclusion, the previous related works have mainly two drawbacks: The first one is the basic component they utilized could not effectively extract spatial and temporal information effectively; the second drawback is they cannot extract a robust feature to avoid the influences of noise or irrelevant data. Inspired by the work proposed by Tae et al. [13], we designed a one-dimensional network as base net and extended to four subnets.. We proposed two methods to ensemble subnets together; ensemble method means a combination of various feature extract aspects, which could overcome two drawbacks mentioned above [14]. Our base network was consisted by three blocks with residual structure, which has good extensibility. The first subnet is two-stream network, which could explore features both temporal and spatial domains; the second is body-parted network, we divided a skeleton body into five parts, this network could gain micro spatial features and macro temporal features to avoid the drawback of flatten coordinate; the third one is attention network, its main contributes is focus the key frames and feature channels in a skeleton sequence which high related with the action classes. Attention net could learn a robust feature to eliminate the noisy data influence. Frame-difference network as the last network main process the joints changes between the consecutive frames to learn the movement feature. In summary, the main contributions of this paper are listed as follows. First, we proposed an effectiveness and extensible one-dimensional residual convolution neural network as basenet. Second we proposed four subnets based on our basenet, subnets could solve the problems of precious methods from each aspect. Third, we proposed two ensemble methods to fusion subnets together. Finally, our four networks are independent but complement, achieve the state-of-the-art performance on three benchmark datasets.

2. Related works

In this section, we will review the development of skeleton based action recognition. Previous skeleton based action recognition works can be divided into two categories: modeling temporal configurations by RNNs and extract spatial information by CNNs, and there are many works of extending them.

2.1. Modeling by RNNs

Recently, RNN have been widely used for action recognition, especially Long Short Term Memory (LSTM) [7], as a typical RNN architecture, has been applied to explore temporal information in long time sequences. Du *et al.* designed an hierchical RNN for skeleton based action recognition [4]. Jun Liu *et al.* proposed a global context-aware attention LSTM network; they introduced a global context memory cell into LSTM and a attention mechanism which improves the performance [3]. Shahroudy *et al.* propose a

part-aware LSTM network to utilize the nature structure of human body. Wang *et al.* proposed a two-stream RNN to utilize both spatial and temporal relations of joints in skeletons [19]. Inwoong Lee *et al.* proposed a ensemble LSTM networks with temporal sliding [14]. Hongsong Wang *et al.* proposed a two-stream recurrent network to modeling temporal dynamics and spatial configurations [25]. Though LSTM can solve the problem of gradient disappearance or explosion, Its still a challenge for extreme long range of temporal modeling. Although many attempts have been tried, RNNs modeling method still cannot extract spatial configurations effectiveness.

2.2. Modeling by CNNs

QiuHong Ke *et al.* proposed a transform mechanism which could convent skeleton sequence to a new representation, and they used CNNs to learn hierarchical features from frame images [12]. ChaoLi *et al.* proposed a skeleton transformer network to coding the skeleton sequence by fully connected layers; they place this network before convolution layer such that it is trained end to end [16]. Tae *et al.* present a one-dimensional convolution operate on temporal dimension with resident structure named Res-TCN, they flatten the 3D joints coordinates in a frame and concatenate together, however, it does not effectively leverage the spatial information between the joins [13]

3. Proposed Apprroach

In this section, we first provide a description of base network, and four subnets were introduced in follow parts.

3.1. Base Network

As mentioned above, our base network needs have a good scalability performance, which means it should be simple and easy to fit. Inspired by the good performance of residual network proposed by Kaiming He [6], we also utilized residual structure in our base networks. The network was consisted by three blocks and each block contains several repeated layers, The base net can be seen in Figure(1), our base net contains a one- dimensional convolution layer and following three blocks, after the block, there is an average pooling layer and a fully connected layer with same neurons number as classes. Each block is composed by convolution layers, between convolution layers; there is batch normalization layer (BN) and non-liner activation function and dropout layer, which can be implemented as follows:

$$f_{layer}(x) = Dropout(ReLU(f(x * w))) \quad (1)$$

$$x_o = f_{layer}(f_{layer}(f_{layer}(x_i))) + x_i \quad (2)$$

In Equation(1), w is the learnable convolution kernel and $Relu()$ stands for a Rectified Linear Units activation function, our basic layer can be clear seen in Figure(1) . Each

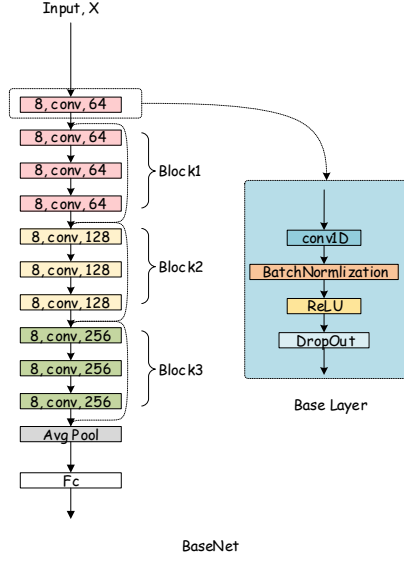


Figure 1. Overview of our base net and base layer, the layer in block1 has 64 filters and that in block2, block3 are 128, 256 respectively, the window of convolution layers is 8. The input and output of block are of the same dimensions. Cross the block resulting dimensions increase (dotted line shortcuts), we performed a convolution operate on input data with same parameter as block layer.

block was consisted by three repeated basic layers, between the blocks we use a residual connection. The basic layer-wise residual units can be present by:

The x_i is the input of block unit and the x_o is the output meanwhile the input for next block, Equation (2) is shown in Figure2.

3.2. Two-stream Net

The two-stream architecture was first applied to 2D RGB action recognition which gains improvement success [5]. Same as RGB video, the sequence of skeleton has both spatial and temporal domains, the temporal domain records the dynamic of body movements and the spatial tracks the interaction between the joints. We observe that an action is performed by multiplex joints in a frame; accordingly, we devise a two-stream network based on our based net to explore spatial and temporal features. Two-stream network is composed by two base nets with two *SoftMax* layers, As shown in Figure(2), the spatial stream processing convolution operation on spatial domain to explore the interaction between joints and the temporal stream extract the dynamics of body by convolution operation on temporal domain. The convolution filter slides in the spatial and temporal domains, the *SoftMax* layer produce the confidence score of

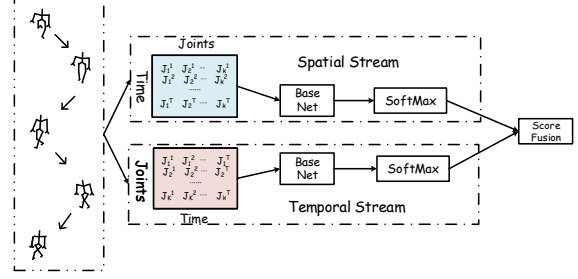


Figure 2. The overview of two stream network

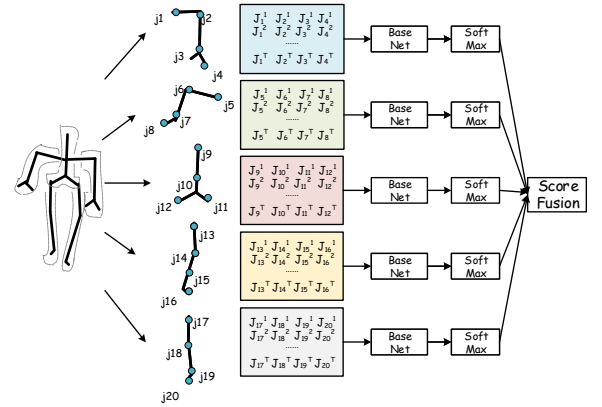


Figure 3. The overview of body-parted network

each class, we fusion two streams by multiply score together and trained end to end.

3.3. Body-parted Net

The human body can be divided into five parts naturally: two arms, two legs and a trunk [21]. Some action classes are performed by few body parts, take action waving hands for example, only one or two arms are participated in the action and the rest body parts are static. Our body-parted net composed by five base nets followed their *SoftMax* layers. Five parts of the skeleton are feed into five base nets and multiply outputs of *SoftMax* layers together to model the motions of body parts as well as the whole body, which can be seen in Figure3. Body-parted net is designed for the capture of fine-grained action information, meanwhile, the body-parted net also could learn the important limbs which have high contribution for action class. From this perspective, body-parted method can be regard as the limb-wised attention mechanism. In the body-parted network, all convolution filters slide in the temporal domains to gain temporal features.

3.4. Attention Net

A video can be seen as the set of frames in continuous range of time, but not all frames have the same contribution for action recognition, some frames in a video often contribute much more to action class, while the remains frames contribute less information even lead a wrong class like noise. Meanwhile, different channel of the feature vector in network corresponds the specific frames of skeleton sequence [13]. To get a better performance, the network should have the ability of identify the informative skeleton video frames and feature channels. We utilize the output of convolution layer or block to form the attention weights, which control the input of next block. The overview of our channel-wise attention mechanism can be seen in figure4, the input of block passes through two fully connected layers and a *SoftMax* function to form the attention weight, and then multiply with the output of block units. The attention mechanism can be presented as below:

$$y_{c1} = w_1 \cdot x_{ic} + b_1 \quad (3)$$

$$y_{c2} = \text{Activation}(w_2 \cdot y_{c1} + b_1) \quad (4)$$

$$\alpha_c = \frac{\exp(y_{c2} \cdot w_\alpha)}{\sum_c \exp(y_{c2} \cdot w_\alpha)} \quad (5)$$

$$x_{oc} = F_{block}(x_{ic}) \quad (6)$$

$$O = \sum_c \alpha_c x_{oc} \quad (7)$$

Where W and b are the weight and bias in fully connected layers, respectively. x_c is the C_{th} channel of input, y_{c2} is a representation after pass through two fully connected layer, between two fully connected layer, there is a Activation Function, for the first convolution layer before the basic block, we chose *tanh()* function as activation layer and the remaining we chose is *ReLU* Function. Equation(5) is a *SoftMax* function which produces a normalized importance weight to tell the network which feature channel needs to focus on. Equation(6) is stand the residual block function (another representation of Equation(2)). After that, we compute the feature vectors O as a weighted sum of all channels feature also the next blocks input. In this subnet, convolution filters slide in the temporal domains.

3.5. Frame-Difference Net

As we discussed in body-parted net, only few limbs or joints participated in specific actions and the remains are still. For an specific action, the net need to learn the movement information, but the ordinary skeleton sequence cannot represent movement information effectively. In the frame-difference net, motions of skeleton joints from two consecutive frames are fed as input to the network. Given a 3D joints coordinate $J=(x,y,z)$, frame at time t can be present

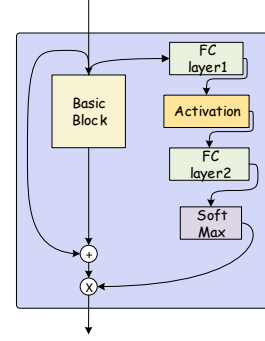


Figure 4. The attention mechanism on base net.

as $F_t = J_1, J_2, J_3, \dots, J_N$ and a skeleton video with N frames can be present as $S = F_1, F_2, \dots, F_t, \dots, F_N$. Skeleton motion is computed between two consecutive frames, which can be present as $M_t = F_t - F_{t-1}$, the skeleton video motion sequence can be present as $S_m = M_2, M_3, \dots, M_t, \dots, M_N$. We chose the base net followed with a *SoftMax* layer as frame-difference net and the computed skeleton video motion sequence as input, in frame-difference net, convolution filters slide in the temporal domains only.

4. Train and Test

Our four subnets are trained independent; the loss function is cross-entropy loss which can be computed as:

$$Loss = - \sum_{i=1}^n y_i \log(\hat{y}_i) \quad (8)$$

Where y_i is the predicted label vector and \hat{y}_i is the true label vector, n is the number of action categories. In the test period, we proposed two fusion methods: multiply fusion and add fusion. Assume that the output of *SoftMax* layer of each subnet is y_1, y_2, y_3, y_4 respectively; the multiply fusion is given by:

$$y_{test} = \prod_{i=1}^4 y_i \quad (9)$$

And the summation fusion can be present as:

$$y_{test} = \sum_{i=1}^4 y_i \quad (10)$$

5. Experiments

In this section, we evaluate the proposed method on three benchmark datasets: NTU RGB+D Dataset [21], UTD-MHAD Dataset [2] and UT-Kinect Action dataset. Implementation details and result also introduced in this section.

Table 1. Experimental results (accuracies) on NTU RGB+D,UTD-MHAD and UT-Kinect Action dataset

	NTU RGB+D		UTD-MHAD	UT-Kinect
	Cross-subject	Cross-view		
Base Net	77.1%	84.8%	84.0%	100%
Two-stream Net	78.1%	85.1%	76.6%	100%
Body-parted Net	79.0%	84.8%	-	-
Attention Net	77.8%	85.7%	78.1%	99.2%
Frame-Difference Net	80.4%	87.2%	96.9%	99.2%
Sum fusion	84.3%	90.5%	-	-
Mul fusion	84.8%	91.2%	-	-

5.1. Datasets:

NTU RGB+D Dataset: This dataset is the largest skeleton-based human action dataset so far, providing more than 56000 sequence and 60 classes of action performed by 40 subjects. Including both one-person actions and two-person interaction actions. In this dataset, each skeleton has 25 joints, collected by three Kincet v2 cameras, which are placed at different locations and views. We followed the ordinary evaluation protocol which include cross-view and cross-subject evaluations [21]. For the cross-view subject protocol, two view-points are used for training and the rest one for testing; for the cross-subject protocol, 20 subjects are used for training and the remaining 20 subjects for testing.

UTD-MHAD Dataset: The dataset contains 27 actions performed by 8 subjects (4 females and 4 males). Each subject repeated each action 4 times. After removing three corrupted sequences, the dataset includes 861 data sequences, we also followed the ordinary evaluation protocol [2]: data from subject 1,3,5,7 is used for training and 2,4,6,8 is used for testing.

UT-Kinect Action Dataset: This dataset was collected by a single stationary Kinect. It consists of 10 action classes performed by 10 subjects, and every action was performed by the same subject twice. There are 199 skeleton sequences totally, we followed the protocol [33] in which first 5 subjects are used for training and the rest for testing.

5.2. Implementation Details:

For two-person interaction action samples, zero-padding is needed, we normalize ordinary skeleton sequence by subtracting the mean value of training data on two-stream net and attention net, for the body-parted net and frame-difference net, we didn't use normalization method. We use stochastic gradient descent with nesterov acceleration with moment of 0.9, the initial learning rate is 0.01 and when the testing loss plateaus for more than 10 epochs, the learning rate decrease by a factor of 10. The batch size we set is 128. For the frame-difference net, the dropout rate is 0.5 to prevent overfitting and for the body-parted net the dropout rate

is 0.1, two-stream net and attention net is 0 (which means we did use the dropout operate). We performed our experiments on several Nvidia TitanXP GPUs with Keras deep learning framework; our code will be available soon.

5.3. Result

It can be seen that each subnets got a better result than basenet, and Mul fusion method got the best performance on both two protocols, which evidenced the effectiveness of our ensemble method. It also evidenced that our base bet has a good ability of scalability, and there is diversity existing between four subnets.

Our basenet got 100% accuracy performance on both UTD-MHAD dataset and UT-Kinect Action Dataset, shows the effectiveness of basenet, but basenet get a worse performance than basenet, we believe that subnets are more complexly than basenet, have more parameters need to learn, which means need plenty of samples to train; but two datasets both have few samples, limits the performance of subnets.

5.4. Comparisons to other state-of-the-art

We show the performance comparisons of our proposed method with other state-of-the-art approaches; table2, table3 and table4 show the results on NTU RGB+D dataset, UT-Kinect dataset, UTD-MHAD dataset respectively. Our method achieves the best performance on three datasets.

Table2 shows the proposed ensemble model achieve the competitive results compared with the previous best model, It was noticed that LSTM+CNN method [17] combined 12 networks, which is more complexly than our method.

From Table3 and Table4 can be seen that the performance of the proposed method is much better than previous state-of-the-art methods on both the UTD-MHAD dataset and UT-Kinect dataset. When tested on the UTD-MHAD dataset, the accuracy of the proposed method was 96.9% , achieves the previous state-of-the-art methods. The performance on the UT-Kinect dataset is improved from 98.5% to 100%, which is about 1.5% better than the previous method [8].

Table 2. Comparisons on NTU RGB+D dataset in Accuracy

Methods	Cross-subject	Cross-view
P-LSTM [11]	62.9%	70.3%
Two-Stream RNN [25]	71.3%	79.5%
Ensemble TS-LSTM [14]	75.9%	82.6%
Global Attention [20]	74.4%	82.8%
Res-TCN [13]	74.3%	83.1%
Clips+CNN+MTLN [4]	79.6%	84.8%
View adaptive RNN [3]	79.4%	87.6%
LSTM+CNN [19]	82.9%	90.1%
Ours	84.8%	91.2%

Table 3. Comparisons on NTU RGB+D dataset in Accuracy

Methods	Accuracy
ELC-KSVD [32]	62.9%
Kinect-Inertia [33]	71.3%
Cov3DJ [9]	75.9%
SOS [8]	74.4%
JTM [27]	74.3%
GCA-LSTM [20]	79.6%
Ours	96.9%

Table 4. Comparisons on UT-Kinect dataset in Accuracy

Methods	Accuracy
Skeleton joint features [28]	87.9%
Histograms of 3D joints [29]	90.9%
Key-Pose-Motifs Mining [24]	93.5%
Elastic function coding [1]	94.9%
ST-LSTM+Trust Gate [19]	95.0%
Geometric features [30]	95.9%
Ensemble TS-LSTM [14]	96.9%
GCA-LSTM [20]	98.5%
Ours	100%

6. Conclusion

We proposed a one-dimensional convolution neural network with residual connection as basenet; our basenet has a good ability of extensible. To explore temporal and spatial information effectively, we proposed a two-stream sub-network which process convolution operate from temporal domain and spatial domain. To learn the fine body limbs movements, we proposed a body-parted sub-network. To select discriminative frames and features channels, attention sub-network is designed to assign different importance to each channel. To capture the movement information, motions of skeleton joints from two consecutive frames are feed into base net. Finally we proposed two fusion methods

to ensemble subnets together. Experimental results demonstrate the effective of our proposed networks which achieves the state of the art performances in three landmark datasets.

References

- [1] R. Anirudh, P. Turaga, J. Su, and A. Srivastava. Elastic functional coding of human actions: From vector-fields to latent variables. In *2015 IEEE Conference on Computer Vision and Pattern Recognition (CVPR)*, pages 3147–3155, June 2015.
- [2] C. Chen, R. Jafari, and N. Kehtarnavaz. Utd-mhad: A multimodal dataset for human action recognition utilizing a depth camera and a wearable inertial sensor. In *2015 IEEE International Conference on Image Processing (ICIP)*, pages 168–172, Sept 2015.
- [3] Y. Du, Y. Fu, and L. Wang. Skeleton based action recognition with convolutional neural network. In *2015 3rd IAPR Asian Conference on Pattern Recognition (ACPR)*, pages 579–583, Nov 2015.
- [4] Yong Du, W. Wang, and L. Wang. Hierarchical recurrent neural network for skeleton based action recognition. In *2015 IEEE Conference on Computer Vision and Pattern Recognition (CVPR)*, pages 1110–1118, June 2015.
- [5] C. Feichtenhofer, A. Pinz, and A. Zisserman. Convolutional two-stream network fusion for video action recognition. In *2016 IEEE Conference on Computer Vision and Pattern Recognition (CVPR)*, pages 1933–1941, June 2016.
- [6] K. He, X. Zhang, S. Ren, and J. Sun. Deep residual learning for image recognition. In *2016 IEEE Conference on Computer Vision and Pattern Recognition (CVPR)*, pages 770–778, June 2016.
- [7] Sepp Hochreiter and Jürgen Schmidhuber. Long short-term memory. *Neural computation*, 9(8):1735–1780, 1997.
- [8] Y. Hou, Z. Li, P. Wang, and W. Li. Skeleton optical spectra based action recognition using convolutional neural networks. *IEEE Transactions on Circuits and Systems for Video Technology*, PP(99):1–1, 2017.
- [9] Mohamed E Hussein, Marwan Torki, Mohammad Abdelaziz Gawayyed, and Motaz El-Saban. Human action recognition using a temporal hierarchy of covariance descriptors on 3d joint locations.
- [10] Y. G. Jiang, Q. Dai, W. Liu, X. Xue, and C. W. Ngo. Human action recognition in unconstrained videos by explicit motion modeling. *IEEE Transactions on Image Processing*, 24(11):3781–3795, Nov 2015.

- [11] Q. Ke, S. An, M. Bennamoun, F. Sohel, and F. Bous-said. Skeletonnet: Mining deep part features for 3-d action recognition. *IEEE Signal Processing Letters*, 24(6):731–735, June 2017.
- [12] Q. Ke, M. Bennamoun, S. An, F. Sohel, and F. Bous-said. A new representation of skeleton sequences for 3d action recognition. In *2017 IEEE Conference on Computer Vision and Pattern Recognition (CVPR)*, pages 4570–4579, July 2017.
- [13] T. S. Kim and A. Reiter. Interpretable 3d human action analysis with temporal convolutional networks. In *2017 IEEE Conference on Computer Vision and Pattern Recognition Workshops (CVPRW)*, pages 1623–1631, July 2017.
- [14] I. Lee, D. Kim, S. Kang, and S. Lee. Ensemble deep learning for skeleton-based action recognition using temporal sliding lstm networks. In *2017 IEEE International Conference on Computer Vision (ICCV)*, pages 1012–1020, Oct 2017.
- [15] Bo Li, Yuchao Dai, Xuelian Cheng, Huahui Chen, Yi Lin, and Mingyi He. Skeleton based action recognition using translation-scale invariant image mapping and multi-scale deep cnn. In *2017 IEEE International Conference on Multimedia Expo Workshops (ICMEW)*, pages 601–604, July 2017.
- [16] Chao Li, Qiaoyong Zhong, Di Xie, and Shiliang Pu. Skeleton-based action recognition with convolutional neural networks. *arXiv preprint arXiv:1704.07595*, 2017.
- [17] Chuankun Li, Pichao Wang, Shuang Wang, Yonghong Hou, and Wanqing Li. Skeleton-based action recognition using lstm and cnn. In *2017 IEEE International Conference on Multimedia Expo Workshops (ICMEW)*, pages 585–590, July 2017.
- [18] F. Liu, X. Xu, S. Qiu, C. Qing, and D. Tao. Simple to complex transfer learning for action recognition. *IEEE Transactions on Image Processing*, 25(2):949–960, Feb 2016.
- [19] J. Liu, A. Shahroudy, D. Xu, A. Kot Chichung, and G. Wang. Skeleton-based action recognition using spatio-temporal lstm network with trust gates. *IEEE Transactions on Pattern Analysis and Machine Intelligence*, PP(99):1–1, 2017.
- [20] J. Liu, G. Wang, P. Hu, L. Y. Duan, and A. C. Kot. Global context-aware attention lstm networks for 3d action recognition. In *2017 IEEE Conference on Computer Vision and Pattern Recognition (CVPR)*, pages 3671–3680, July 2017.
- [21] A. Shahroudy, J. Liu, T. T. Ng, and G. Wang. Ntu rgb+d: A large scale dataset for 3d human activity analysis. In *2016 IEEE Conference on Computer Vision and Pattern Recognition (CVPR)*, pages 1010–1019, June 2016.
- [22] J. Shotton, A. Fitzgibbon, M. Cook, T. Sharp, M. Finocchio, R. Moore, A. Kipman, and A. Blake. Real-time human pose recognition in parts from single depth images. In *CVPR 2011*, pages 1297–1304, June 2011.
- [23] Yan Song, Chengcheng Ning, Lingling Fa, Xinran Liu, Xiangbo Shu, Zechao Li, and Jinhui Tang. Multi-part boosting lstms for skeleton based human activity analysis. In *2017 IEEE International Conference on Multimedia Expo Workshops (ICMEW)*, pages 605–608, July 2017.
- [24] C. Wang, Y. Wang, and A. L. Yuille. Mining 3d key-pose-motifs for action recognition. In *2016 IEEE Conference on Computer Vision and Pattern Recognition (CVPR)*, pages 2639–2647, June 2016.
- [25] H. Wang and L. Wang. Modeling temporal dynamics and spatial configurations of actions using two-stream recurrent neural networks. In *2017 IEEE Conference on Computer Vision and Pattern Recognition (CVPR)*, pages 3633–3642, July 2017.
- [26] Limin Wang, Yuanjun Xiong, Zhe Wang, Yu Qiao, Dahua Lin, Xiaoou Tang, and Luc Van Gool. Temporal segment networks: Towards good practices for deep action recognition. In *European Conference on Computer Vision*, pages 20–36. Springer, 2016.
- [27] Pichao Wang, Zhaoyang Li, Yonghong Hou, and Wanqing Li. Action recognition based on joint trajectory maps using convolutional neural networks. In *Proceedings of the 2016 ACM on Multimedia Conference*, pages 102–106. ACM, 2016.
- [28] Jiaxiang Wu, Jian Cheng, Chaoyang Zhao, and Hanqing Lu. Fusing multi-modal features for gesture recognition. In *Proceedings of the 15th ACM on International conference on multimodal interaction*, pages 453–460. ACM, 2013.
- [29] L. Xia, C. C. Chen, and J. K. Aggarwal. View invariant human action recognition using histograms of 3d joints. In *2012 IEEE Computer Society Conference on Computer Vision and Pattern Recognition Workshops*, pages 20–27, June 2012.
- [30] S. Zhang, X. Liu, and J. Xiao. On geometric features for skeleton-based action recognition using multilayer

- lstm networks. In *2017 IEEE Winter Conference on Applications of Computer Vision (WACV)*, pages 148–157, March 2017.
- [31] J. Zheng, Z. Jiang, and R. Chellappa. Cross-view action recognition via transferable dictionary learning. *IEEE Transactions on Image Processing*, 25(6):2542–2556, June 2016.
- [32] L. Zhou, W. Li, Y. Zhang, P. Ogunbona, D. T. Nguyen, and H. Zhang. Discriminative key pose extraction using extended lc-ksvd for action recognition. In *2014 International Conference on Digital Image Computing: Techniques and Applications (DICTA)*, pages 1–8, Nov 2014.
- [33] Y. Zhu, W. Chen, and G. Guo. Fusing spatiotemporal features and joints for 3d action recognition. In *2013 IEEE Conference on Computer Vision and Pattern Recognition Workshops*, pages 486–491, June 2013.