



CENTER FOR
**Brains
Minds+
Machines**

CBMM Memo No. 072

January 9, 2018

Theory of Deep Learning IIb: Optimization Properties of SGD

by

Chiyuan Zhang¹ Qianli Liao¹ Alexander Rakhlin² Brando Miranda¹ Noah Golowich¹ Tomaso Poggio¹

¹Center for Brains, Minds, and Machines, McGovern Institute for Brain Research,
Massachusetts Institute of Technology, Cambridge, MA, 02139.

² University of Pennsylvania

Abstract: In Theory IIb we characterize with a mix of theory and experiments the optimization of deep convolutional networks by Stochastic Gradient Descent. The main new result in this paper is theoretical and experimental evidence for the following conjecture about SGD: *SGD concentrates in probability - like the classical Langevin equation - on large volume, “flat” minima, selecting flat minimizers which are with very high probability also global minimizers.*



This work was supported by the Center for Brains, Minds and Machines (CBMM), funded by NSF STC award CCF - 123 1216.

This memo reports those parts of CBMM Memo 067 that are focused on optimization. The main reason is to straighten up the titles of the theory trilogy.

1 Introduction

In the last few years, deep learning has been tremendously successful in many important applications of machine learning. However, our understanding of deep learning is still far from complete. A satisfactory characterization of deep learning should cover the following parts: 1) representation power — what types of functions can neural networks (DNNs) represent well and what are the advantages and disadvantages over using shallow models? 2) optimization of the empirical loss — can we characterize the convergence of stochastic gradient descent (SGD) on the non-convex empirical loss encountered in deep learning? 3) why do the deep learning models, despite being highly over-parameterized, still predict well?

The first two questions are addressed in Theory I^[1] and Theory II^[2] respectively. In this paper, we add new results to the second question. In the rest of the paper, we try to address this set of issues at the level of formal rigor of a physicist (not a mathematician: this will come later).

1.1 Related work

Recent work by Keskar et al.^[3] is relevant. The authors estimate the loss in a neighborhood of the weights to argue that small batch size in SGD (i.e., larger gradient estimation noise, see later) generalizes better than large mini-batches and also results in significantly flatter minima. In particular, they note that the stochastic gradient descent method used to train deep nets, operate in a small-batch regime wherein a fraction of the training data, usually between 32 and 512 data points, is sampled to compute an approximation to the gradient. They discuss the common observation that when using a larger batch there is a significant degradation in the quality of the model, as measured by its ability to generalize. We provide theoretical arguments for the cause for this generalization drop in the large-batch regime, supporting the numerical evidence of Keskar et al.. The latter shows that large-batch methods tend to converge to sharp minimizers of the training and testing functions — and that sharp minima lead to poor generalization. In contrast, small-batch methods consistently converge to minimizers that generalize better, and our theoretical arguments support a commonly held view that this is due to the inherent noise in the gradient estimation. Notice however that our explanation is related to optimization rather than generalization.

On the other hand, as shown in^[4], sharp minimizers do not necessarily lead to bad generalization performance. Due to the parameterization redundancy in deep neural networks, given any (flat) minimizers, one can artificially transform the weights to land in a sharp but equivalent minimizer because the function defined by the weights are the same. Notice that the argument in^[4] does not conflict with the argument that flat minimizers generalize well. Moreover, isotropic flat minima in the loss wrt *all weights*, if they exist, cannot be transformed in sharp minima.

1.2 Landscape of the Empirical Risk

In Theory II^[2] we have described some features of the landscape of the empirical risk, for the case of deep networks of the compositional type (with weight sharing, though the proofs do not need the weight sharing assumption). We assumed over-parametrization, that is more parameters than training data points, as most of the successful deep networks. Under these conditions, setting the empirical error to zero yields a system of ϵ -approximating polynomial equations that have an infinite number of solutions (for the network weights). Alternatively, one can replace the RELUs in the network with an approximating univariate polynomial and verify empirically that the network behavior is essentially unchanged. The associated system of equations allows for a large number of solutions — when is not inconsistent — which are *degenerate*, that is *flat* in several of the dimensions (in CIFAR there are about 10^6 unknown parameters for 6×10^4 equations. Notice that solutions with zero empirical error are global minimizers. No other solution with zero-error exists with a deeper minimum or less generic degeneracy. Empirically we observe (see Theory II) that zero-minimizers correspond to flat regions.

2 SGD: Basic Setting

Let Z be a probability space with an unknown measure ρ . A training set S_n is a set of i.i.d. samples $z_i, i = 1, \dots, n$ from ρ . Assume a hypothesis \mathcal{H} is chosen in advance of training. Here we assume \mathcal{H} is a p -dimensional Hilbert space, and identify elements of \mathcal{H} with p -dimensional vectors in \mathbb{R}^p . A loss function is a map $V : \mathcal{H} \times Z \rightarrow \mathbb{R}_+$. Moreover, we assume the expected loss

$$I(f) = \mathbb{E}_z V(f, z) \quad (1)$$

exists for all $f \in \mathcal{H}$. We consider the problem of finding a minimizer of $I(f)$ in a closed subset $K \subset \mathcal{H}$. We denote this minimizer by f_K so that

$$I(f_K) = \min_{f \in K} I(f) \quad (2)$$

In general, the existence and uniqueness of a minimizer is not guaranteed unless some further assumptions are specified.

Since ρ is unknown, we are not able evaluate $I(f)$. Instead, we try to minimize the empirical loss

$$I_{S_n}(f) = \hat{\mathbb{E}}_{z \sim S_n} V(f, z) = \frac{1}{n} \sum_{i=1}^n V(f, z_i) \quad (3)$$

as a proxy. In deep learning, the most commonly used algorithm is SGD and its variants. The basic version of SGD is defined by the following iterations:

$$f_{t+1} = \Pi_K(f_t - \gamma_t \nabla V(f_t, z_t)) \quad (4)$$

where z_t is a sampled from the training set S_n uniformly at random, and $\nabla V(f_t, z_t)$ is an unbiased estimator of the full gradient of the empirical loss at f_t :

$$\mathbb{E}_{z_t \sim S_n} [\nabla V(f_t, z_t)] = \nabla \hat{I}(f_t)$$

γ_t is a decreasing sequence of non-negative numbers, usually called the *learning rates* or *step sizes*. $\Pi_K : \mathcal{H} \rightarrow K$ is the projection map into K , and when $K = \mathcal{H}$, it becomes the identity map. It is interesting that the following equation, labeled SGDL, and studied by several authors, including ^[5], seem to work as well as or better than the usual repeat SGD used to train deep networks, as discussed in Section 5:

$$f_{t+1} = f_t - \gamma_n \nabla V(f_t, z_t) + \gamma'_t W_t. \quad (5)$$

Here W_t is a standard Gaussian vector in \mathbb{R}^P and γ'_t is a sequence going to zero.

We consider a situation in which the expected cost function $I(f)$ can have, possibly multiple, *global* minima. As argued by ^[6] there are two ways to prove convergence of SGD. The first method consists of partitioning the parameter space into several attraction basins, assume that after a few iterations the algorithm confines the parameters in a single attraction basin, and proceed as in the convex case. A simpler method, instead of proving that the function f converges, proves that the cost function $I(f)$ and its gradient $\mathbb{E}_z \nabla V(f, z)$ converge.

Existing results show that when the learning rates decrease with an appropriate rate, and subject to relatively mild assumptions, stochastic gradient descent converges almost surely to a global minimum when the objective function is convex or pseudoconvex¹, and otherwise converges almost surely to a local minimum. This direct optimization shortcuts the usual discussion for batch ERM about differences between optimizing the empirical risk on S_n and the expected risk.

Often extra-assumptions are made to ensure convergence and generalization by SGD. Here we observe that simulations on standard databases remain essentially unchanged if the domain of the weights is assumed to be a torus which is compact, because the weights remain bounded in most cases.

3 SGD with overparametrization

We conjecture that SGD, while minimizing the empirical loss also maximizes the volume, that is “flatness”, of the minima.

Our argument can be loosely described as follows. The zero minimizers are unique for $n \gg W$ and become degenerate, that is flat, for $n \ll W$. Let us caution that counting effective parameters is tricky in the case of deep net so the inequalities above should be considered just guidelines.

We consider the steps of our argument, *starting with properties of SGD that have been so far unrecognized* from the machine learning point of view, to the best of our knowledge.

3.1 SGD as an approximate Langevin equation

We consider the usual SGD update defined by the recursion

$$f_{t+1} = f_t - \gamma_t \nabla V(f_t, z_t), \quad (6)$$

where z_t is fixed, $\nabla V(f_t, z_t)$ is the gradient of the loss with respect to f at z_t , and γ_t is a suitable decreasing sequence. When $z_t \subset [n]$ is a minibatch, we overload the notation and write $\nabla V(f_t, z_t) = \frac{1}{|z_t|} \sum_{z \in z_t} \nabla V(f_t, z)$.

We define a noise “equivalent quantity”

$$\xi_t = \nabla V(f_t, z_t) - \nabla I_{S_n}(f_t), \quad (7)$$

and it is clear that $\mathbb{E}\xi_t = 0$.

We write Equation 6 as

$$f_{t+1} = f_t - \gamma_t (\nabla I_{S_n}(f_t) + \xi_t). \quad (8)$$

¹In convex analysis, a pseudoconvex function is a function that behaves like a convex function with respect to finding its local minima, but need not actually be convex. Informally, a differentiable function is pseudoconvex if it is increasing in any direction where it has a positive directional derivative.

With typical values used in minibatch (each minibatch corresponding to z_t) training of deep nets, it turns out that the vector of gradient updates $\nabla V(f_t, z_t)$ empirically shows components with approximate Gaussian distributions (see Figure 1). This is expected because of the Central Limit Theorem (each minibatch involves sum over many random choices of datapoints).

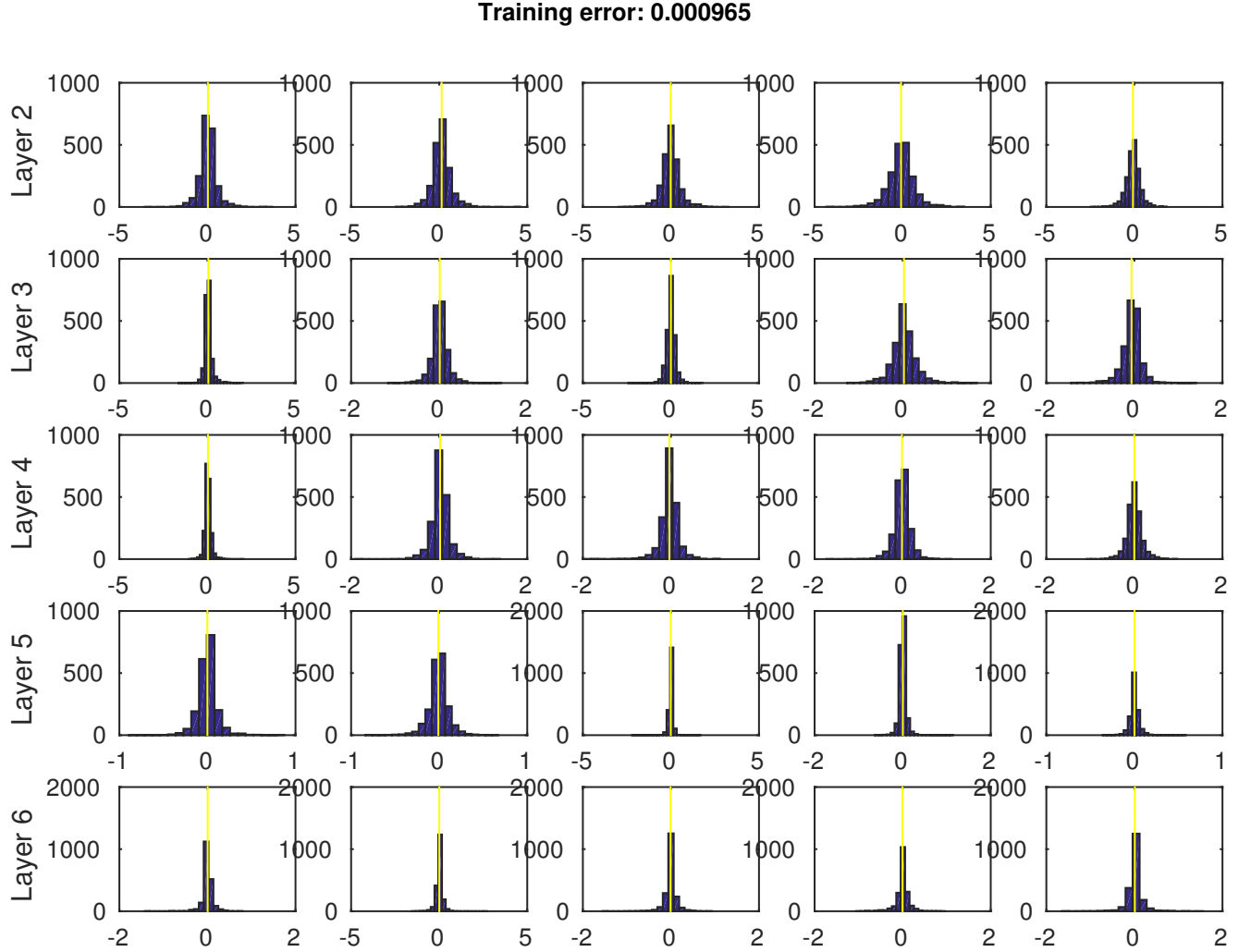


Figure 1: Histograms of some of the components of $\nabla V(f_t, z_i)$ over i for fixed t in the asymptotic regime. Notice that the average corresponds to the gradient of the full loss and that is empirically very small. The histograms look approximatively Gaussian as expected (see text) for minibatches that are not too small or too large.

Now we observe that (8) is a discretized Langevin diffusion, albeit with a noise scaled as γ_n rather than $\sqrt{\gamma_n}$. In fact, the continuous SGD dynamics corresponds to a stochastic gradient equation using a potential function defined by $U = I_{S_n}[f] = \frac{1}{n} \sum_{i=1}^n V(f, z_i)$ (see Proposition 3 and section 5 in ^[7]). If the noise were the derivative of the Brownian motion, it is a Langevin equation – that is a stochastic dynamical system – with an associated Fokker-Planck equation on the probability distributions of f_t . The asymptotic probability distribution is the Boltzman distribution that is $\approx e^{\frac{-U}{\gamma K}}$.

For more details, see for instance section 5 of ^[8]. Several proofs that adding a white noise term to equation (6) will make it converge to a global minimum are available (see ^[9]). Notice that the discrete version of the Langevin dynamics is equivalent to a Metropolis-Hastings algorithm for small learning rate (when the rejection step can be neglected).

3.2 SGDL concentrates at large volume, “flat” minima

The argument about convergence of SGDL to large volume minima that we call “flat”, is straightforward. The asymptotic distribution reached by a Langevin equation (GDL) – as well as by SGDL – is the Boltzman distribution that is

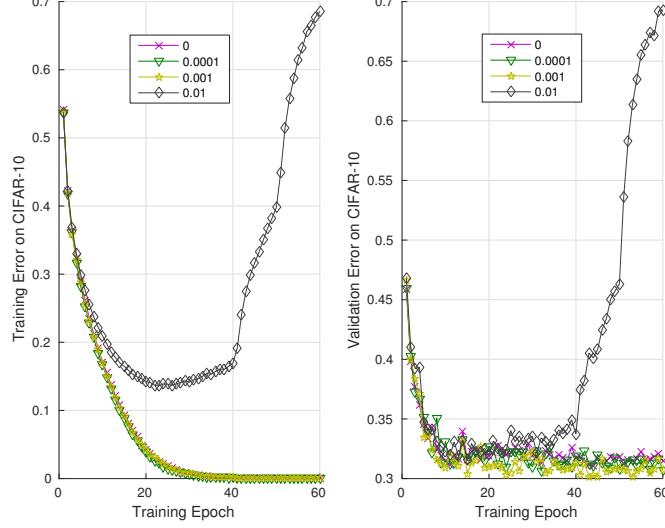


Figure 2: Equation 5 – that is SGD with added Gaussian (with constant power) – behaves in a similar way to standard SGD. Notice that SGD has slightly better validation performance than SGD.

$$p(f) = \frac{1}{Z} e^{-\frac{U}{T}}, \quad (9)$$

where Z is a normalization constant, U is the loss and T reflects the noise power. The equation implies, and Figure 4 shows, that SGD prefers degenerate minima relative to non-degenerate ones of the same depth. In addition, among two minimum basins of equal depth, the one with a larger volume, is much more likely in high dimensions (Figure 3). Taken together, these two facts suggest that SGD selects degenerate minimizers and, among those, the ones corresponding to larger isotropic flat regions of the loss. Suppose the landscape of the empirical minima is well-behaved in the sense that deeper minima have broader basin of attraction. Then it is possible to prove that SDGL shows concentration – *because of the high dimensionality* – of its asymptotic distribution Equation 9 – to minima that are the most robust to perturbations of the weights. Notice that these assumptions are satisfied in the zero error case: among zero-minimizer, SGD selects the ones that are flatter, i.e. have the larger volume².

In ^[10] we will discuss how flat minima imply robust optimization and maximization of margin.

Here we observe that *SGDL and SGD maximize volume and “flatness” of the loss in weight space*. Given a flat minimum, one may ask where SGD will converge to. For situations such as in Figure 5 and for a minimum such as in Figure 6, Theory III suggests a locally minimum norm solution. In particular, the weight values found by SGD are expected to be mostly around their average value over the flat region (at least in the case of square loss).

4 Random Labels

For this case, Theory II predicts that it is in fact possible to interpolate the data on the training set, that is to achieve zero empirical error (because of overparametrization) and that this is in fact easy – because of the very high number of zeros of the polynomial approximation of the network – assuming that the target function is in the space of functions realized by the network. For n going to infinity we expect that the empirical error will converge to the expected (chance), as shown in the Figures For finite n when $n < W$, the fact that the empirical error (which is zero) is so different from the expected seems puzzling, as observed by ^[11], especially because the algorithm is capable of low expected error with the same n for natural labels.

A larger margin is found for natural labels than for random labels as shown in Table 1 and in Figure 7 and Figure 8. Figure 7 shows “three-point interpolation” plots to illustrate the flatness of the landscape around global minima of the empirical loss found by SGD, on CIFAR-10, with natural labels and random labels, respectively. Specifically, let w_1, w_2, w_3 be three minimizers for the empirical loss found by SGD. For $\lambda = (\lambda_1, \lambda_2, \lambda_3)$ on the simplex Δ_3 , let

$$w_\lambda = \lambda_1 w_1 + \lambda_2 w_2 + \lambda_3 w_3 \quad (10)$$

We then evaluate the training accuracy for the model defined by each interpolated weights w_λ and make a surface plot by embedding Δ_3 in the 2D X-Y plane. As we can see, the natural label case depict a larger flatness region around each of the three minima than the random label case. There is a direct relation between the range of flatness and the norm λ of the perturbations.

²Given a zero minimizer there is no other minimizer that has smaller volume AND is deeper.

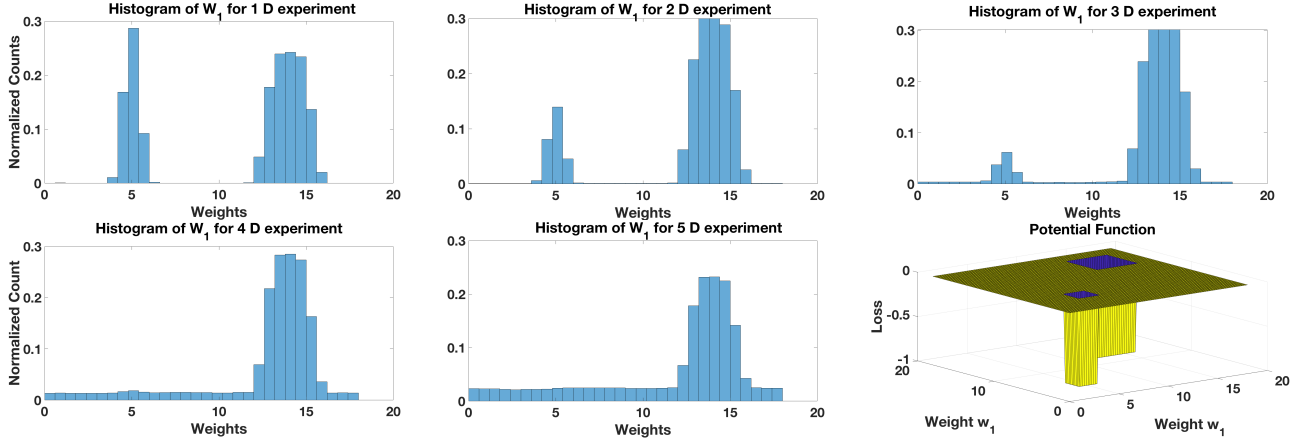


Figure 3: The figure shows the histogram of a one-dimensional slice of the asymptotic distribution obtained by running Langevin Gradient Descent (GDL) on the potential surface on the right. The potential function has two minima: they have the same depth but one has a flat region which is a factor 2 larger in each of the dimensions. The 1D histogram for the first weight coordinate is shown here for dimensionality 1, 2, 3, 4 and 5D. The figures graphically show – as expected from the asymptotic Boltzman distribution – that noisy gradient descent selects with high probability minimizers with larger margin. As expected, higher dimensionality implies higher probability of selecting the flatter minimum.

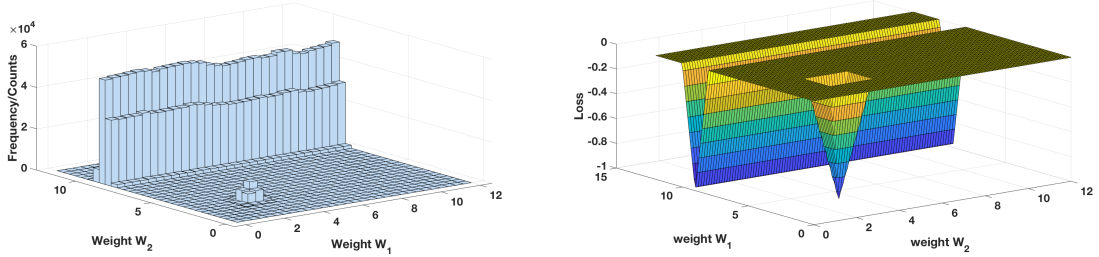


Figure 4: Langevin Gradient Descent (GDL) on the 2D potential function shown above leads to an asymptotic distribution with the histogram shown on the left. As expected from the form of the Boltzman distribution, the Langevin dynamics prefers degenerate minima to non-degenerate minima of the same depth. In high dimensions we expect the asymptotic distribution to concentrate strongly around the degenerate minima as confirmed on figure 5.

The same phenomenon could be observed more clearly on the MNIST dataset, where the images of the same category are already quite similar to each other in the pixel space, making it more difficult to fit when random labels are used. Therefore, the difference in the characteristics of the landscapes is amplified. As shown in Figure 8, big flat regions could be observed in the natural label case, while the landscape for the random label experiment resembles sharp wells.

It is difficult to visualize the flatness of the landscape when the weights are typically in the scale of one million dimensions. To assess the isotropic flatness, we employ the following procedure around a minimum found by SGD: choose a random isotropic direction δw with $\|\delta w\| = 1$, perform a line search to find the “flatness radius” in that direction:

$$r(w, \delta w, \varepsilon) = \sup\{r : |\hat{I}(w) - \hat{I}(w + r\delta w)| \leq \varepsilon\} \quad (11)$$

The procedure is repeated T times and the average radius is calculated. The overall procedure is also repeated multiple times to test the average flatness at different minima. The results are shown in Table 1. For both CIFAR-10 and MNIST, we observe a difference between the natural label and random label.

	MNIST	CIFAR-10
all params	45.4 ± 2.7	17.0 ± 2.4
all params (random label)	6.9 ± 1.0	5.7 ± 1.0
top layer	15.0 ± 1.7	19.5 ± 4.0
top layer (random label)	3.0 ± 0.1	12.1 ± 2.6

Table 1: The “flatness test”: at the minimizer, we move the weights around in a random direction, and measure the furthest distance until the objective function is increased by ε (0.05), and then measure the average distance.

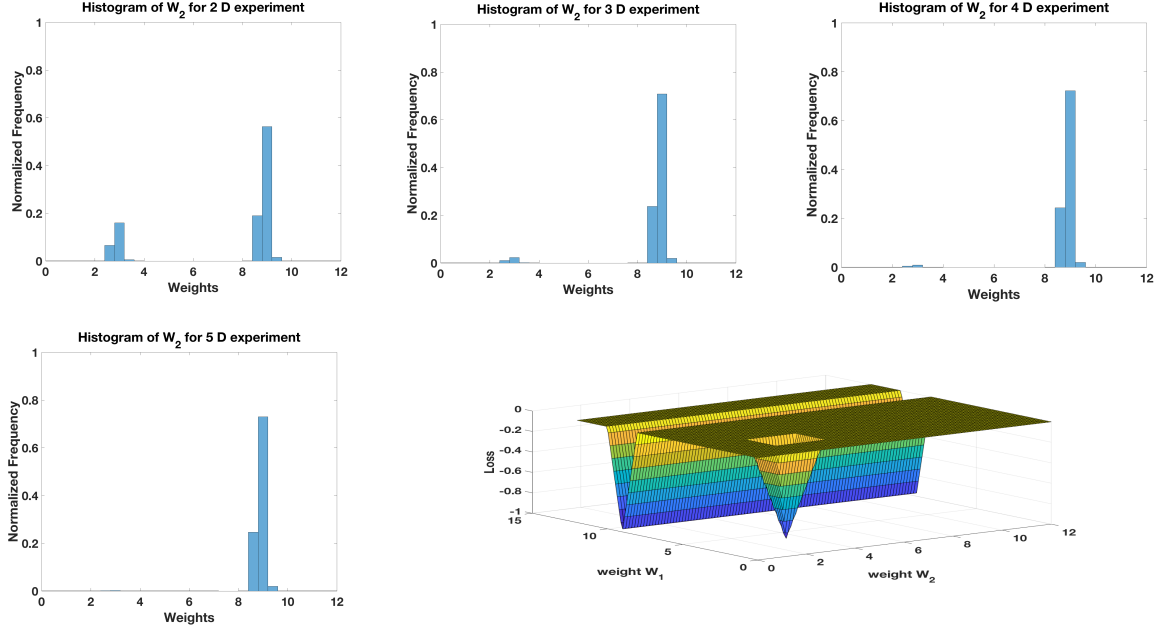


Figure 5: The figure shows the histogram of a one-dimensional slice of the asymptotic distribution obtained by running Langevin Gradient Descent (GDL) on the potential surface on the right. As expected from the form of the Boltzman distribution, the Langevin dynamics prefers degenerate minima to non-degenerate minima of the same depth. Furthermore, as dimensions increase the distribution concentrates strongly around the degenerate minima. This can be appreciated from the figure because the histogram density at $W_1 = 2$ (the degenerate minimum) decreases in density rapidly as dimensions increase.

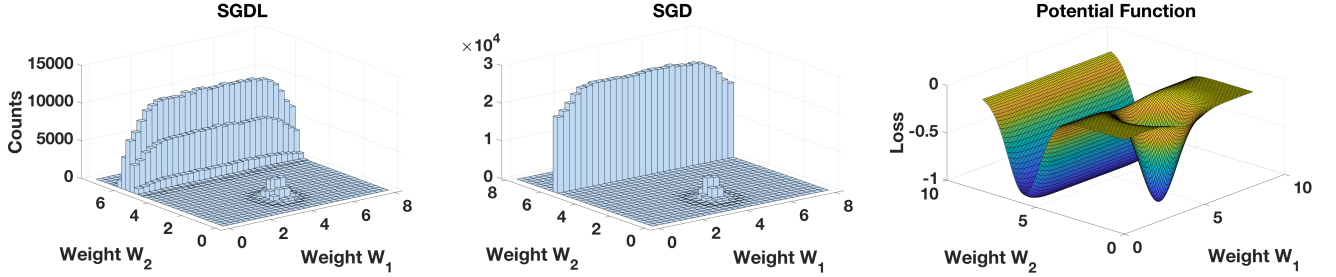


Figure 6: Stochastic Gradient Descent and Langevin Stochastic Gradient Descent (SGDL) on the 2D potential function shown above leads to an asymptotic distribution with the histograms shown on the left. As expected from the form of the Boltzman distribution, both dynamics prefers degenerate minima to non-degenerate minima of the same depth.

5 Discussion

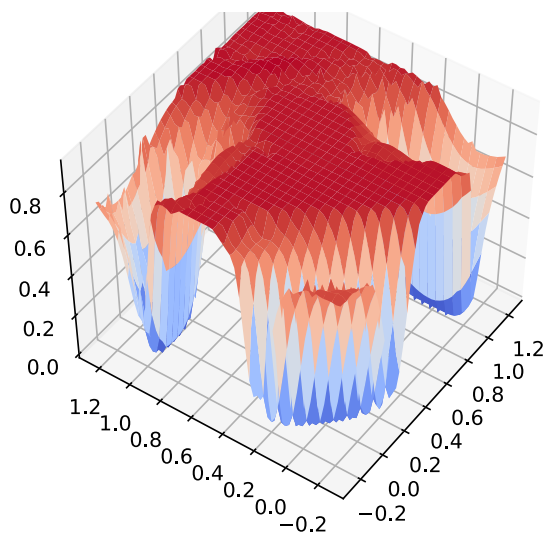
We expect the speed of convergence to be correlated with good generalization because convergence will depend on the relative size of the basins of attraction of the minima of the empirical risk, which in turn depend on the ratio between the effective dimensionality of the minima and the ambient dimensionality. This paper, together with Theory II, discusses unusual properties of Stochastic Gradient Descent used for training overparametrized deep convolutional networks. SGDL and SGD select with high probability solutions with zero or small empirical error (Theory II) – because they are flatter.

Acknowledgment

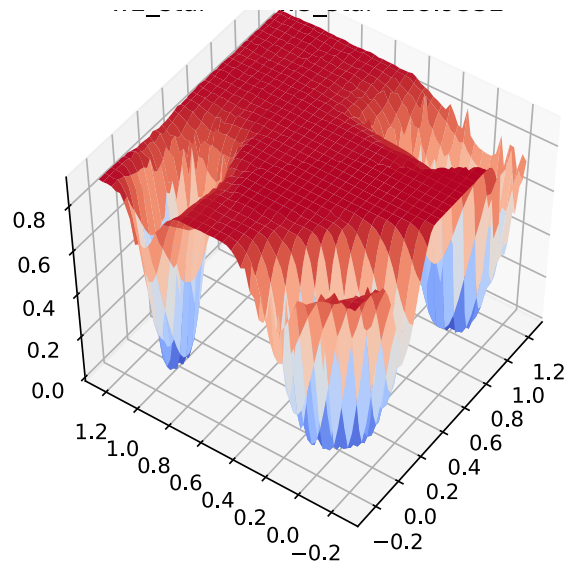
This work was supported by the Center for Brains, Minds and Machines (CBMM), funded by NSF STC award CCF – 1231216. We gratefully acknowledge the support of NVIDIA Corporation with the donation of the DGX-1 used for this research.

References

- [1] T. Poggio, H. Mhaskar, L. Rosasco, B. Miranda, and Q. Liao, “Why and when can deep - but not shallow - networks avoid the curse of dimensionality: a review,” tech. rep., MIT Center for Brains, Minds and Machines, 2016.
- [2] T. Poggio and Q. Liao, “Theory ii: Landscape of the empirical risk in deep learning,” *arXiv:1703.09833, CBMM Memo No. 066*, 2017.

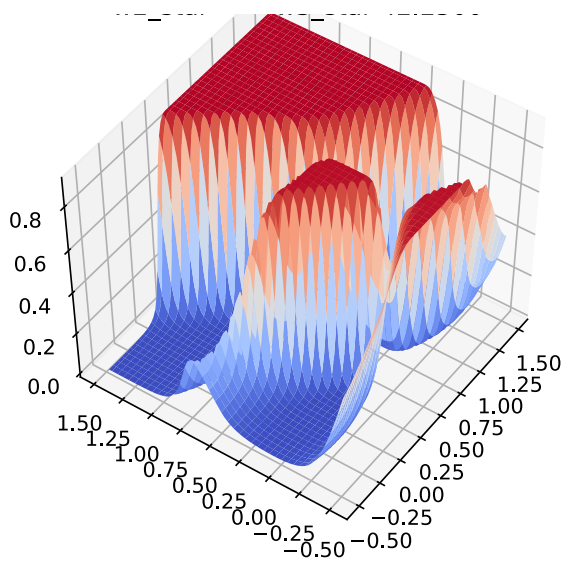


(a) natural label

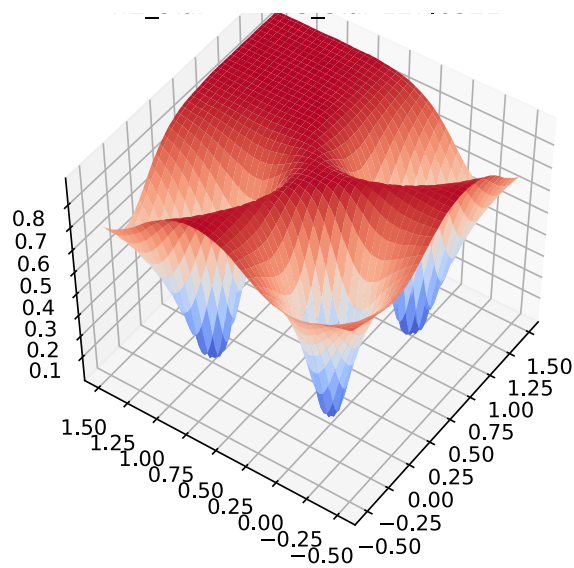


(b) random label

Figure 7: Illustration of the landscape of the empirical loss on CIFAR-10.



(a) natural label



(b) random label

Figure 8: Illustration of the landscape of the empirical loss on MNIST.

- [3] N. S. Keskar, D. Mudigere, J. Nocedal, M. Smelyanskiy, and P. T. P. Tang, "On Large-Batch Training for Deep Learning: Generalization Gap and Sharp Minima," *arXiv:1609.04836 [cs, math]*, Sept. 2016. arXiv: 1609.04836.
- [4] L. Dinh, R. Pascanu, S. Bengio, and Y. Bengio, "Sharp minima can generalize for deep nets," *arXiv preprint arXiv:1703.04933*, 2017.
- [5] S. Gelfand and S. Mitter, "Recursive stochastic algorithms for global optimization in R^d ," *Siam J. Control and Optimization*, vol. 29, pp. 999–1018, September 1991.
- [6] L. Bottou, "Online algorithms and stochastic approximations," in *Online Learning and Neural Networks* (D. Saad, ed.), Cambridge, UK: Cambridge University Press, 1998. revised, oct 2012.
- [7] D. Bertsekas and J. Tsitsiklis, "Gradient Convergence in Gradient methods with Errors," *SIAM J. Optim.*, vol. 10, pp. 627–642, Jan. 2000.
- [8] D. P. Bertsekas and J. N. Tsitsiklis, *Neuro-dynamic Programming*. Athena Scientific, Belmont, MA, 1996.
- [9] B. Gidas, "Global optimization via the Langevin equation," *Proceedings of the 24th IEEE Conference on Decision and Control*, pp. 774–778, 1985.
- [10] C. Zhang, Q. Liao, A. Rakhlin, K. Sridharan, B. Miranda, N. Golowich, and T. Poggio, "Musings on deep learning: Optimization properties of sgd," *CBMM Memo No. 067*, 2017.
- [11] C. Zhang, S. Bengio, M. Hardt, B. Recht, and O. Vinyals, "Understanding deep learning requires rethinking generalization," in *International Conference on Learning Representations (ICLR)*, 2017.