

GAMMA-RAY EMITTING NARROW LINE SEYFERT 1 GALAXIES IN THE SLOAN DIGITAL SKY SURVEY

VAIDEHI S. PALIYA¹, M. AJELLO¹, S. RAKSHIT^{2,3}, A. MANDAL², C. S. STALIN², A. KAUR¹, AND D. HARTMANN¹

¹Department of Physics and Astronomy, Clemson University, Kinard Lab of Physics, Clemson, SC 29634-0978, USA

²Indian Institute of Astrophysics, Block II, Koramangala, Bangalore, India, 560034

³Astronomy Program, Department of Physics and Astronomy, Seoul National University, Seoul 151-742, Republic of Korea

ABSTRACT

The detection of significant γ -ray emission from radio-loud narrow line Seyfert 1 (NLSy1s) galaxies enables us to study jets in environments different than those in blazars. However, due to the small number of known γ -ray emitting NLSy1 (γ -NLSy1) galaxies, a comprehensive study could not be performed. Here we report the first detection of significant γ -ray emission from four active galactic nuclei (AGN), recently classified as NLSy1 from their Sloan Digital Sky Survey (SDSS) optical spectrum. Three flat spectrum radio quasars (FSRQs) present in the third Large Area Telescope AGN catalog (3LAC) are also found as γ -NLSy1 galaxies. Comparing the γ -ray properties of these objects with 3LAC blazars reveals their spectral shapes to be similar to FSRQs, however, with low γ -ray luminosity ($\lesssim 10^{46-47}$ erg s⁻¹). In the Wide-field Infrared Survey Explorer color-color diagram, these objects occupy a region mainly populated by FSRQs. Using the H β emission line parameters, we find that on average γ -NLSy1 have smaller black hole masses than FSRQs at similar redshifts. In the low-resolution SDSS image of one of the γ -NLSy1 source, we find the evidence of an extended structure. We conclude by noting that overall many observational properties of γ -NLSy1 sources are similar to FSRQs and therefore, these objects could be their low black hole mass counterparts, as predicted in the literature.

Keywords: galaxies: active — gamma rays: galaxies—galaxies: jets—galaxies: Seyfert—quasars: general

1. INTRODUCTION

The γ -ray emitting narrow line Seyfert 1 (γ -NLSy1) galaxies are an enigmatic member of the radio-loud active galactic nuclei (RL-AGN) hosting powerful relativistic jets. In a broader context, the NLSy1 galaxies are defined from their optical spectral properties with narrow Balmer lines (FWHM H β < 2000 km s⁻¹), weak [O III], and strong Fe II emission lines (Osterbrock & Pogge 1985; Goodrich 1989). Only a small fraction ($\sim 5 - 7\%$) of the NLSy1 galaxy population is found to be RL (e.g., Komossa et al. 2006) and, in general, these objects are known to exhibit an efficient accretion process, close to the Eddington limit, onto relatively low-mass black holes ($10^{6-8} M_{\odot}$; Grupe & Mathur 2004). However, there are claims that black hole masses in RL-NLSy1 galaxies are similar to RL quasars (e.g., Marconi et al. 2008; Baldi et al. 2016). A few RL-NLSy1 galaxies are found to display blazar like physical characteristics such as the large amplitude flux and spectral variability, compact radio cores, flat radio spectra ($-0.5 < \alpha < 0.5, F_{\nu} \propto \nu^{\alpha}$), and high brightness temperatures, thus indicating the presence of closely aligned relativistic jets (Yuan et al. 2008). The unambiguous con-

firmation, however, came with the detection of the significant γ -ray emission from about half-a-dozen RL-NLSy1 galaxies by the *Fermi*-Large Area Telescope (*Fermi*-LAT; Abdo et al. 2009b; Foschini 2011; D’Ammando et al. 2015; Yao et al. 2015). Intense multi-wavelength follow-up studies have further provided evidences supporting their similarity with blazars, in particular with flat spectrum radio quasars (FSRQs, e.g., Paliya et al. 2013a, 2014; Foschini et al. 2015; Paliya & Stalin 2016). Interestingly, the fact that γ -NLSy1s could be hosted by spiral galaxies (e.g., Kotilainen et al. 2016), similar to other NLSy1 sources (Deo et al. 2006), makes them different from blazars which are known to be powered by massive black holes hosted by elliptical galaxies. Therefore, it is of great importance to find new γ -NLSy1 galaxies to characterize the physical properties of relativistic jets at different accretion and mass scales and to also understand whether γ -NLSy1s are a different population of the γ -ray emitting sources or they are low luminosity-low black hole mass counterpart of the powerful FSRQs.

Until now, a majority of the studies of NLSy1 galaxies were primarily based on the sample of 2011 AGNs, classified as NLSy1s by Zhou et al. (2006) using the Sloan Digital Sky Survey Data Release 3 (SDSS-DR3). Since the classification of an AGN being a NLSy1 or not is purely based on its optical spectral properties, in order to identify more γ -NLSy1 galaxies, one has to first increase the population size of the

known NLSy1s using the latest advancements in the field of the optical spectroscopy. Such a systematic effort has been done recently by [Rakshit et al. \(2017\)](#) using the SDSS-DR12. They have classified a total of 11,101 AGNs as NLSy1s, thus increasing the sample size by a factor of ~ 5 . Taking the advantage of this enlarged sample, we search for new γ -NLSy1 galaxies and in this work we report 7 new γ -NLSy1s, including two candidate NLSy1 sources. Four of them are found as the result of a specific analysis of 8 years of LAT data and three of them are noted as misclassified FSRQs in the third LAT AGN catalog (3LAC; [Ackermann et al. 2015](#)).

Throughout, we adopt Hubble constant $H_0 = 67.8 \text{ km s}^{-1} \text{ Mpc}^{-1}$, $\Omega_m = 0.308$, and $\Omega_\Lambda = 0.692$ ([Planck Collaboration et al. 2016](#)).

2. SAMPLE SELECTION AND ANALYSIS

Since γ -ray detected blazars, and also γ -NLSy1s, are known to be strong radio emitters, we cross-match all 11,101 NLSy1 galaxies with the NRAO-VLA Sky Survey (NVSS; [Condon et al. 1998](#)) to find the NLSy1 sources detected at radio wavelengths. This is done by searching for a NVSS counterpart within 10 arcseconds of the SDSS position, which is the typical uncertainty in the radio position in the NVSS survey ([Condon et al. 1998](#)). At this stage, we are left with 259 radio detected NLSy1 galaxies. We then cross-match this updated sample with 3LAC. This is carried out to identify the known γ -ray emitting sources that are NLSy1 galaxies, originally classified as FSRQs or BL Lac objects in 3LAC (see, e.g., [Yao et al. 2015](#), for a similar finding). In addition to the already known γ -NLSy1s, i.e., 3FGL J0849.9+5108 ($z = 0.58$), 3FGL J0948.8+0021 ($z = 0.58$), 3FGL J1505.1+0326 ($z = 0.41$), and 3FGL J1644.4+2632¹ ($z = 0.15$; [D’Ammando et al. 2015](#)), we find three more NLSy1 galaxies, 3FGL J0937.7+5008 ($z = 0.28$), 3FGL J1520.3+4209 ($z = 0.49$), and 3FGL J2118.4+0013 ($z = 0.46$). All of them were classified as FSRQs in 3LAC and therefore, following [Rakshit et al. \(2017\)](#), they can now be considered as γ -NLSy1 galaxies. Note that 3FGL J0937.7+5008 exhibits a relatively weak Fe II emission ($\text{Fe II}/\text{H}\beta = 0.05$; [Rakshit et al. 2017](#)) contrary to that typically seen in NLSy1 sources. However, recently [Cracco et al. \(2016\)](#) have argued that a strong Fe II emission may not be a characteristic feature of NLSy1 galaxies. A weak Fe II emission has also been observed from another γ -NLSy1 galaxy 3FGL J2007.8–4429 ([Oshlack et al. 2001](#); [Gallo et al. 2006](#)). Since all of the other multi-wavelength properties of 3FGL J0937.7+5008 are similar to the known γ -NLSy1 objects, we include it in our sample, though it would be appropriate to call this object as a γ -NLSy1 candidate to remain aligned with the classi-

fication definition of a NLSy1 source ([Osterbrock & Pogge 1985](#); [Goodrich 1989](#)). We perform the LAT data analysis for the remaining 252 sources by adopting the procedure described below. We also update the γ -ray spectral parameters of the γ -NLSy1s present in the 3FGL catalog following the same analysis steps.

We consider the Pass 8 source class photons covering the energy range of 100 MeV to 300 GeV and the first 101 months (2008 August 5 to 2017 January 5) of the *Fermi* operation. We follow the standard data reduction steps as outlined in the online documentation² and briefly described it here. We define a circular region of interest (ROI) of 15° radius centering on the NLSy1 galaxy and consider all sources lying within the ROI and included in the third *Fermi*-LAT catalog (3FGL; [Acero et al. 2015](#)). Our sky model also consists of the Galactic and the isotropic extragalactic diffuse emission templates ([Acero et al. 2016](#)). We perform a component-wise data analysis for all four point-spread function (PSF) type events. These four PSFs characterize the photons into four quartiles. The lowest quartile, PSF0, and the highest quartile, i.e., PSF3, represent the worst and the best, respectively, quality directional angular reconstruction. By adopting a SUMMED likelihood method included in the pylikelihood library of the Science Tools³, we optimize the spectral parameters of all the sources present in the model, including power-law normalization factors of the background diffuse models, so that the sky model represents the data as best as possible. Since the target objects are not present in the 3FGL, we model their spectral shapes as a simple power law and allow the prefactor and the photon index to vary during the likelihood optimization. The significance of the detection is computed in the form of the maximum likelihood test statistic $\text{TS} = 2\Delta \log \zeta$, where ζ represents the likelihood function, between models with and without a γ -ray point source at the position of the NLSy1 galaxy. A source is considered to be detected if $\text{TS} > 25$ (4.2σ ; [Mattox et al. 1996](#)).

The 3FGL catalog represents the γ -ray sky as observed by the *Fermi*-LAT in its first four years of the operation. In this work, we consider the LAT data covering more than 8 years. Therefore, it is possible that, similar to our target sources, there could be faint γ -ray objects present in the data but not in the 3FGL catalog. To account for such unmodeled sources, we adopt an iterative procedure. We generate a residual TS map for the ROI and search for unmodeled excesses (with $\text{TS} > 25$). Once found, their spatial positions are re-optimized and then inserted into the sky model. This procedure is repeated until the TS map stops showing excess emission.

3. RESULTS AND DISCUSSION

¹ Note that two other NLSy1s which are present in 3LAC, 3FGL J0325.2+3410 ($z = 0.06$) and 3FGL J2007.8–4429 ($z = 0.24$), are outside of the SDSS coverage area.

² <http://fermi.gsfc.nasa.gov/ssc/data/analysis/documentation/>

³ <http://fermi.gsfc.nasa.gov/ssc/data/analysis/software/>

A systematic search for γ -ray emitting NLSy1s among the largest sample of NLSy1 sources, following the methodologies prescribed in the previous section, has led to the first γ -ray detection of four new sources. To identify the association of the optimized γ -ray positions with the NVSS counterparts, we perform the likelihood ratio association test (see, [Ackermann et al. 2011](#)) which confirms the NLSy1 galaxies to be the radio counterparts of the γ -ray sources with high confidence (association probability $>80\%$). In Table 1, we provide the information of the newly detected γ -NLSy1 galaxies and also present the results of the LAT data analysis⁴. The residual TS maps of the four γ -ray detected NLSy1 galaxies are shown in Figure 1 and we also show the radio and the optimized γ -ray positions (in J2000). Furthermore, in Table 2, we provide the updated spectral parameters for the NLSy1 sources present in the 3FGL catalog.

In addition to the four new γ -NLSy1s reported for the first time, three known γ -ray emitting FSRQs are also found as NLSy1 sources by cross-matching the SDSS-DR12 NLSy1 catalog with 3LAC. The addition of these seven new objects has now significantly increased the sample size of the known γ -NLSy1 galaxies. Similar to the previously known sources, the new γ -NLSy1s exhibit a bright and compact radio core and a flat/inverted radio spectrum, providing another supporting evidence for the presence of a closely aligned relativistic jet.

We generate the broadband spectral energy distributions (SEDs) of two sources, NVSS J093241+530633 and GB6 J0937+5008, for which we could find the archival multi-wavelength data. The SEDs are modeled using a simple one-zone leptonic emission model (see, e.g., [Ghisellini & Tavecchio 2009](#), for details) and the results are shown in the top panel of Figure 2. The associated parameters for NVSS J093241+530633 are as follows: broken power law spectral indices before (p) and after (q) the break= 1.8 and 3.7, respectively; magnetic field (B)= 1.3 Gauss; bulk Lorentz factor (Γ)= 10; break (γ_b) and maximum (γ_{\max}) energies of the electron energy distribution= 53 and 3000, respectively; distance of the emission region (R_{diss})= 0.07 pc; size of the broad line region (R_{BLR})= 0.06 pc, disk luminosity (L_{disk})= $3.5 \times 10^{45} \text{erg s}^{-1}$. For 3FGL J0937.7+5008, we adopt the following SED parameters: $p=1.9$, $q=3.6$, $B=1.7$ Gauss; $\Gamma=17$; $\gamma_b=46$; $\gamma_{\max}=3000$; $R_{\text{diss}}=0.01$ pc; $R_{\text{BLR}}=0.007$ pc, $L_{\text{disk}}=5.1 \times 10^{43} \text{erg s}^{-1}$. As can be seen, the sources exhibit a SED similar to blazars. Interestingly, the LAT spectrum is well explained by the external Compton process with the BLR and the dusty torus being the primary

sources of the seed photons for the inverse Compton scattering. This indicates a stronger similarity with FSRQs than BL Lac type objects (see, e.g., [Foschini et al. 2012](#); [Paliya et al. 2013b](#), for similar results).

In the middle left panel of Figure 2, we show the behavior of all of the γ -NLSy1 galaxies on the γ -ray photon index (Γ_γ) versus γ -ray luminosity (L_γ) plane. Clearly, γ -NLSy1 sources occupy a region where they have steep γ -ray spectrum ($\Gamma_\gamma > 2$), similar to FSRQs, and L_γ smaller than powerful FSRQs. In other words, the γ -ray properties of these objects suggest them to be low luminosity FSRQs (see also, [Abdo et al. 2009a](#), for earlier results). These findings are in line with the predictions of [Ghisellini et al. \(2009\)](#) about the detection of the low black hole mass, low luminosity FSRQs with *Fermi*-LAT. The similarity of γ -NLSy1 galaxies with FSRQs can also be seen in the Wide-field Infrared Survey Explorer (WISE) color-color diagram (middle right panel of Figure 2). It has been noticed that the γ -ray emitting blazars occupy a distinct place in this plot (so called WISE blazar strip; [Massaro et al. 2011](#)) and one can see that, on average, γ -NLSy1 sources lie in a region mainly populated by FSRQs (see also, a relevant discussion in [Foschini et al. 2015](#)). Furthermore, rest-frame equivalent width of H_β line for all of the γ -NLSy1 galaxies are found to be larger than 5\AA ([Rakshit et al. 2017](#)), thus providing another supportive evidence of their similarity with FSRQs.

We calculate or collect the M_{BH} values for γ -NLSy1 galaxies using the H_β line parameters reported in literature ([Oshlack et al. 2001](#); [Yuan et al. 2008](#); [Rakshit et al. 2017](#)) and show it in the bottom panel of Figure 2 (black hatched). For an equal comparison, we also show the M_{BH} distribution (red) for $z < 1$ γ -ray emitting FSRQs⁵ derived from the H_β line information by [Shaw et al. \(2012\)](#). It can be seen that γ -NLSy1 galaxies occupy the low M_{BH} end of the FSRQ distribution (see also, [Foschini 2017](#)). It should be noted that the black hole mass measurement in RL-NLSy1 galaxies is subject to considerable uncertainty and it was proposed that it is underestimated (e.g., [Marconi et al. 2008](#); [D'Ammando et al. 2017](#)). However, since we use the same criteria (the cut on z and considering only H_β line parameters) to determine M_{BH} for both γ -NLSy1s and FSRQs, a comparison between these two classes should be valid. Therefore, by comparing various observational properties of γ -NLSy1 galaxies with blazars, as discussed above, it can be concluded that these sources are most likely the low black hole mass counterpart of powerful FSRQs and once normalized for M_{BH} , these objects have physical properties similar to blazars ([Foschini et al. 2015](#)).

NLSy1s are typically hosted in spiral galaxies ([Deo et al. 2006](#)) and the very few observations of γ -NLSy1 galax-

⁴ One of the newly γ -ray detected source NVSS J142106+385522 ($z = 0.49$) has incompleteness in its H_β emission line profile, leading to the ambiguity in the FWHM measurement. [Shen et al. \(2011\)](#) have reported it as $2935 \pm 1084 \text{ km s}^{-1}$, whereas, [Rakshit et al. \(2017\)](#) derived it as $1616 \pm 186 \text{ km s}^{-1}$. Therefore, we include it in our final sample considering it as a candidate γ -NLSy1 galaxy.

⁵ Since all γ -NLSy1 galaxies are nearby objects ($z < 1$), we consider only FSRQs that have redshifts less than unity.

ies also point to their spiral nature or recent mergers (e.g., Kotilainen et al. 2016; Olguín-Iglesias et al. 2017), though there are claims for the elliptical host also (D’Ammando et al. 2017). Interestingly, in the low resolution SDSS image of one of our sources, NVSS J211852–073229, we find suggestive evidences of an extended structure (see Figure 3). Such an extended structure is often observed in barred spiral Seyfert galaxies (e.g., NGC 7479; Burbidge et al. 1960) and these are claimed as the sites of intense star forming activities (e.g., Zhou et al. 2011). Future high resolution imaging of these peculiar objects will throw more light on their host galaxy properties and resemblance/differences with blazars.

The *Fermi*-LAT Collaboration acknowledges support for LAT development, operation and data analysis from NASA and DOE (United States), CEA/Irfu and IN2P3/CNRS (France), ASI and INFN (Italy), MEXT, KEK, and JAXA (Japan), and the K.A. Wallenberg Foundation, the Swedish Research Council and the National Space Board (Sweden). Science analysis support in the operations phase from INAF (Italy) and CNES (France) is also gratefully acknowledged. We acknowledge the use of the SDSS and WISE data. S.R. acknowledges the support by the Basic Science Research Program through the National Research Foundation of Korea government (2016R1A2B3011457).

Facilities: Fermi-LAT

REFERENCES

- Abdo, A. A., Ackermann, M., Ajello, M., et al. 2009a, *ApJ*, 699, 976
 —. 2009b, *ApJL*, 707, L142
 Acero, F., Ackermann, M., Ajello, M., et al. 2015, *ApJS*, 218, 23
 —. 2016, *ApJS*, 223, 26
 Ackermann, M., Ajello, M., Allafort, A., et al. 2011, *ApJ*, 743, 171
 Ackermann, M., Ajello, M., Atwood, W. B., et al. 2015, *ApJ*, 810, 14
 Baldi, R. D., Capetti, A., Robinson, A., Laor, A., & Behar, E. 2016, *MNRAS*, 458, L69
 Burbidge, E. M., Burbidge, G. R., & Prendergast, K. H. 1960, *ApJ*, 132, 654
 Condon, J. J., Cotton, W. D., Greisen, E. W., et al. 1998, *AJ*, 115, 1693
 Cracco, V., Cirri, S., Berton, M., et al. 2016, *MNRAS*, 462, 1256
 D’Ammando, F., Acosta-Pulido, J. A., Capetti, A., et al. 2017, *MNRAS*, 469, L11
 D’Ammando, F., Orienti, M., Larsson, J., & Giroletti, M. 2015, *MNRAS*, 452, 520
 Deo, R. P., Crenshaw, D. M., & Kraemer, S. B. 2006, *AJ*, 132, 321
 Foschini, L. 2011, in *Narrow-Line Seyfert 1 Galaxies and their Place in the Universe*
 Foschini, L. 2017, *Frontiers in Astronomy and Space Sciences*, 4, 6
 Foschini, L., Angelakis, E., Fuhrmann, L., et al. 2012, *A&A*, 548, A106
 Foschini, L., Berton, M., Caccianiga, A., et al. 2015, *A&A*, 575, A13
 Gallo, L. C., Edwards, P. G., Ferrero, E., et al. 2006, *MNRAS*, 370, 245
 Ghisellini, G., Maraschi, L., & Tavecchio, F. 2009, *MNRAS*, 396, L105
 Ghisellini, G., & Tavecchio, F. 2009, *MNRAS*, 397, 985
 Goodrich, R. W. 1989, *ApJ*, 342, 224
 Grupe, D., & Mathur, S. 2004, *ApJL*, 606, L41
 Komossa, S., Voges, W., Xu, D., et al. 2006, *AJ*, 132, 531
 Kotilainen, J. K., León-Tavares, J., Olguín-Iglesias, A., et al. 2016, *ApJ*, 832, 157
 Marconi, A., Axon, D. J., Maiolino, R., et al. 2008, *ApJ*, 678, 693
 Massaro, F., D’Abrusco, R., Ajello, M., Grindlay, J. E., & Smith, H. A. 2011, *ApJL*, 740, L48
 Mattox, J. R., Bertsch, D. L., Chiang, J., et al. 1996, *ApJ*, 461, 396
 Olguín-Iglesias, A., Kotilainen, J. K., León Tavares, J., Chavushyan, V., & Añorve, C. 2017, *MNRAS*, 467, 3712
 Oshlack, A. Y. K. N., Webster, R. L., & Whiting, M. T. 2001, *ApJ*, 558, 578
 Osterbrock, D. E., & Pogge, R. W. 1985, *ApJ*, 297, 166
 Paliya, V. S., Sahayanathan, S., Parker, M. L., et al. 2014, *ApJ*, 789, 143
 Paliya, V. S., & Stalin, C. S. 2016, *ApJ*, 820, 52
 Paliya, V. S., Stalin, C. S., Kumar, B., et al. 2013a, *MNRAS*, 428, 2450
 Paliya, V. S., Stalin, C. S., Shukla, A., & Sahayanathan, S. 2013b, *ApJ*, 768, 52
 Planck Collaboration, Ade, P. A. R., Aghanim, N., et al. 2016, *A&A*, 594, A13
 Rakshit, S., Stalin, C. S., Chand, H., & Zhang, X.-G. 2017, *ApJS*, 229, 39
 Shaw, M. S., Romani, R. W., Cotter, G., et al. 2012, *ApJ*, 748, 49
 Shen, Y., Richards, G. T., Strauss, M. A., et al. 2011, *ApJS*, 194, 45
 Yao, S., Yuan, W., Zhou, H., et al. 2015, *MNRAS*, 454, L16
 Yuan, W., Zhou, H. Y., Komossa, S., et al. 2008, *ApJ*, 685, 801
 Zhou, H., Wang, T., Yuan, W., et al. 2006, *ApJS*, 166, 128
 Zhou, Z.-M., Cao, C., Meng, X.-M., & Wu, H. 2011, *AJ*, 142, 38

Table 1. Information and results of the *Fermi*-LAT data analysis of newly γ -ray detected NLSy1 galaxies.

Name (NVSS)	Radio position (J2000)		Basic information						
	hh mm ss.ss	dd mm ss.s	$F_{1.4 \text{ GHz}}$ (mJy)	g' (mag)	z	FWHM (km s^{-1})	[O III]/ H_{β}	R_{4570}	M_{BH} M_{\odot}
J093241+530633	09 32 41.1	+53 06 33.3	482	18.9	0.60	1897±181	1.46	0.27	7.66
J095820+322401	09 58 20.9	+32 24 01.6	1247	16.0	0.53	976±48	2.88	0.66	7.72
J142106+385522	14 21 06.0	+38 55 22.5	85.7	18.6	0.49	1616±186	0.95	0.45	7.36
J211852−073229	21 18 52.9	−07 32 29.3	96	16.5	0.26	1833±243	1.63	0.26	7.21

<i>Fermi</i> -LAT data analysis								
Optimized position (J2000)		$R_{95\%}$	$F_{0.1-300 \text{ GeV}}$	Γ_{γ}	L_{γ}	TS		
hh mm ss.ss	dd mm ss.s	(degrees)	($10^{-9} \text{ ph cm}^{-2} \text{ s}^{-1}$)		($10^{45} \text{ erg s}^{-1}$)			
09 32 32.5	+53 05 15.2	0.04	11.3±1.2	2.39±0.06	11.6±1.8	364		
09 58 12.5	+32 21 38.8	0.09	7.9±1.4	2.64±0.11	5.0±1.2	97		
14 21 05.5	+38 59 39.6	0.11	4.8±1.7	2.66±0.18	2.4±1.1	36		
21 18 58.9	−07 30 04.5	0.14	9.2±2.0	2.80±0.15	0.9±0.3	40		

NOTE—Name, radio positions, and 1.4 GHz flux values have been taken from the NVSS catalog. The g' band magnitude and redshifts are adopted from SDSS. R_{4570} is the optical Fe II strength relative to broad component of the H_{β} emission line. M_{BH} is the logarithmic central black hole mass, in units of solar mass, derived from optical spectroscopic emission line parameters reported in Rakshit et al. (2017) and following the empirical relation of Shen et al. (2011). $R_{95\%}$ is the 95% error radius derived from the γ -ray analysis. The γ -ray flux and apparent luminosity are in the energy range of 0.1–300 GeV.

Table 2. Spectral parameters derived from the LAT data analysis of the known NLSy1 objects present in the 3FGL catalog.

Name	Counterpart	Model	F_{γ}	Γ_{γ}/α	β	TS	L_{γ}
[1]	[2]	[3]	[4]	[5]	[6]	[7]	[8]
3FGL J0325.2+3410	1H 0323+342	LP	6.76±0.26	2.73±0.05	0.10±0.03	1531	0.26±0.02
3FGL J0849.9+5108	SBS 0846+513	PL	3.35±0.13	2.23±0.02	—	2890	39.83±2.48
3FGL J0937.7+5008*	GB6 J0937+5008	PL	0.86±0.12	2.41±0.08	—	221	1.28±0.27
3FGL J0948.8+0021	PMN J0948+0022	LP	11.70±0.26	2.45±0.03	0.14±0.02	6328	108.20±4.56
3FGL J1222.4+0414	CGRaBS J1222+0413	LP	7.25±0.30	2.80±0.05	0.05±0.03	1843	227.60±11.77
3FGL J1505.1+0326	PKS 1502+036	PL	4.90±0.22	2.66±0.03	—	1327	15.60±0.93
3FGL J1520.3+4209*	TXS 1518+423	PL	0.85±0.15	2.67±0.11	—	100	4.18±0.96
3FGL J1644.4+2632	RGB J1644+263	PL	1.28±0.18	2.76±0.10	—	117	0.32±0.06
3FGL J2007.8−4429	PKS 2004−447	PL	2.50±0.18	2.56±0.05	—	534	2.30±0.24
3FGL J2118.4+0013*	PMN J2118+0013	PL	0.30±0.10	2.23±0.21	—	31	2.01±1.20

NOTE—The column information are as follows: col.[1]: name of the source. Names with asterisk are the sources which are reported as new γ -NLSy1s in this work, including GB6 J0937+5008 a candidate γ -NLSy1; col.[2]: counterpart name; col.[3]: spectral model reported in the 3FGL catalog, PL: power law and LP: log parabola; col.[4]: 0.1–300 GeV γ -ray flux, in units of $10^{-8} \text{ ph cm}^{-2} \text{ s}^{-1}$; col.[5]: slope of the power law model or slope at pivot energy in the log parabola model; col.[6]: curvature parameter in the log parabola model, col.[7]: test statistic; and col.[8]: γ -ray luminosity in the energy range of 0.1–300 GeV, in units of $10^{45} \text{ erg s}^{-1}$.

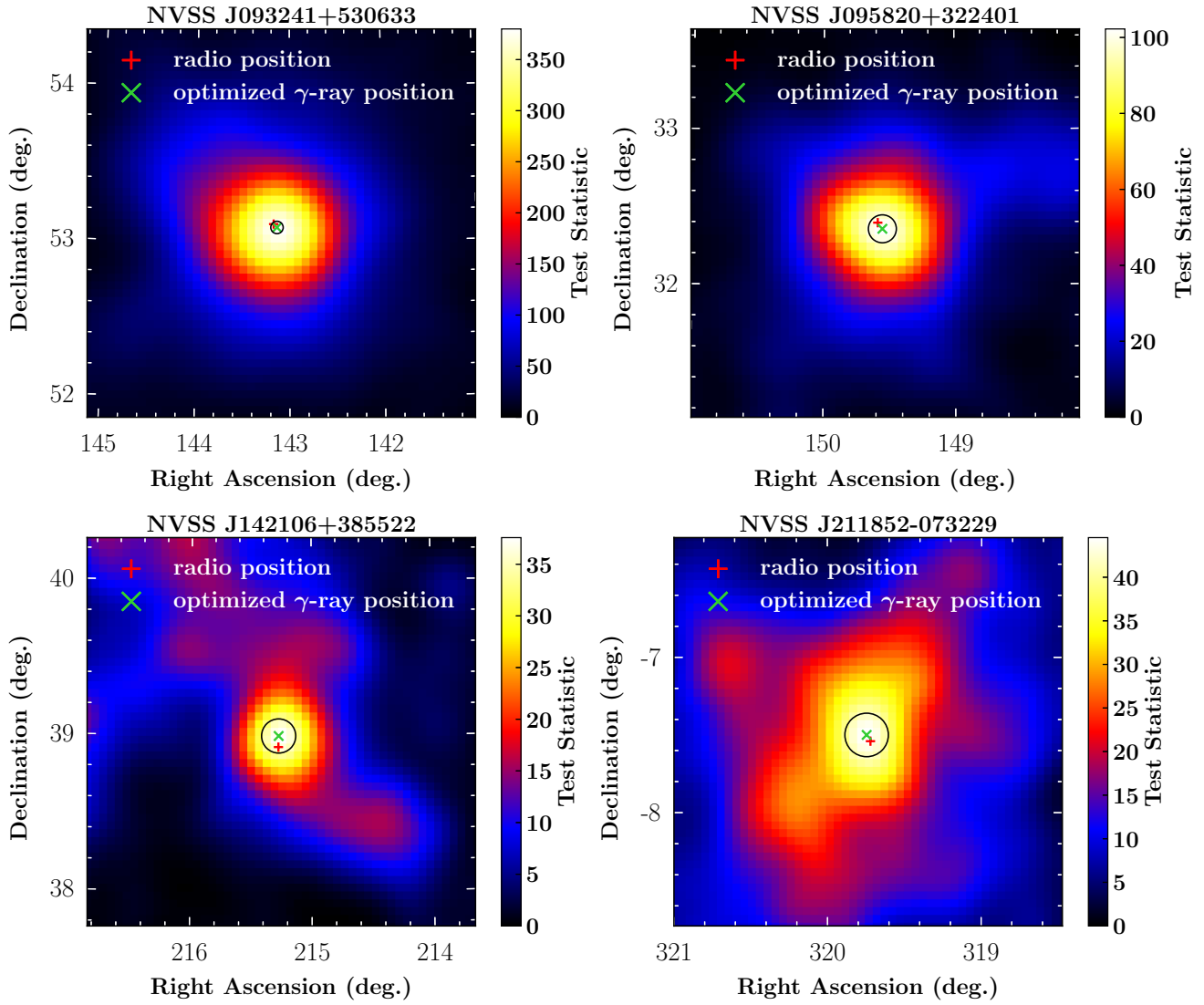


Figure 1. The test statistic maps of the four NLSy1 galaxies. The radio position (J2000), optimized γ -ray position (J2000) are shown with red plus and green cross, respectively. The black circle denote the associated 95% error circle.

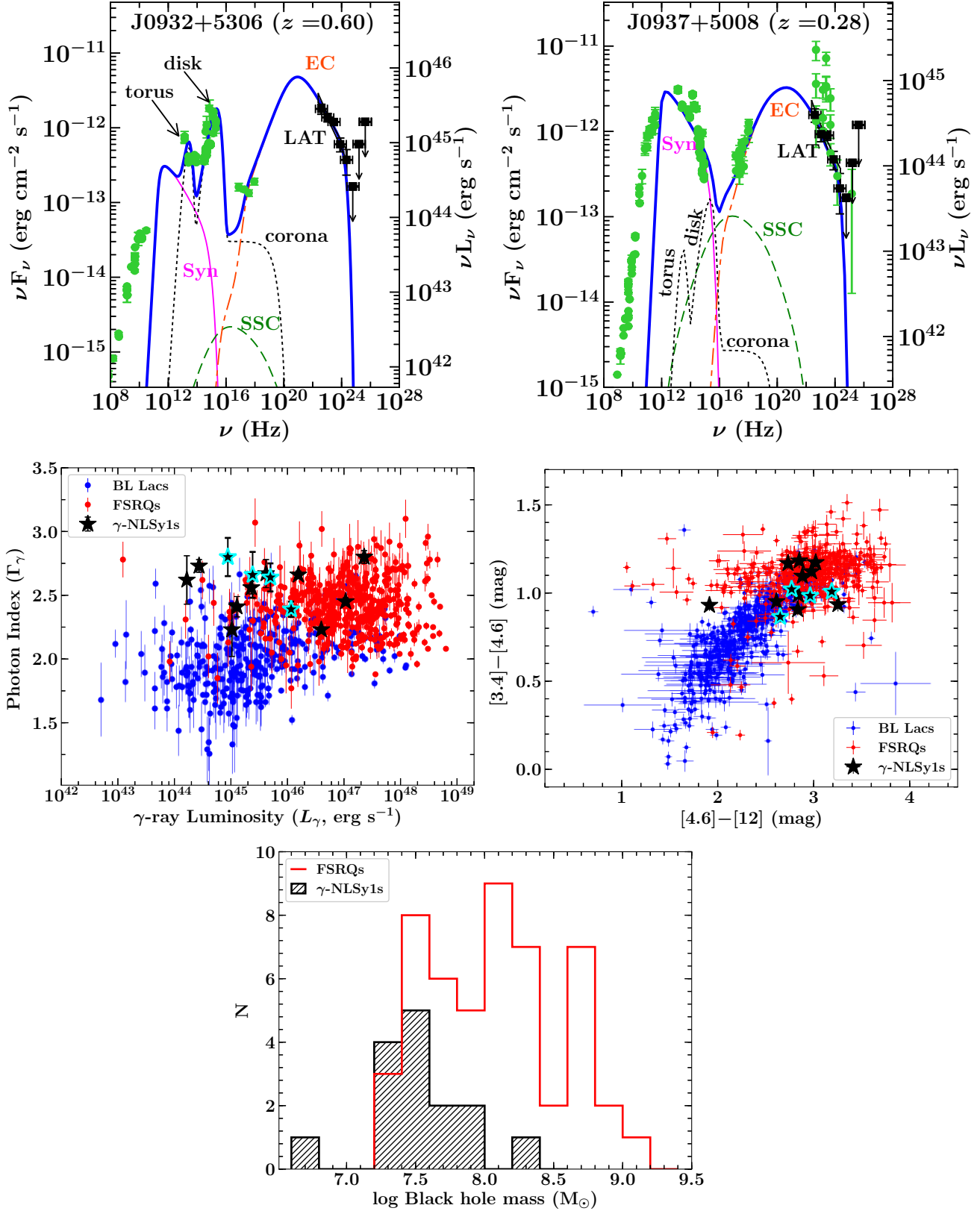


Figure 2. Top: The broadband modeled SEDs of the γ -NLSy1 galaxies. The lime green circles denote the archival observations, whereas, the black squares represent the γ -ray spectrum derived from the LAT analysis. Downward arrows correspond to the 2σ upper limits. Blue thick line is the sum of all the radiative components which are labeled. Middle left: Comparison of the γ -ray luminosity and photon index values for all the known γ -NLSy1 galaxies, including those identified in this work (black stars with cyan boundaries), with that for 3LAC blazars. Middle right: The WISE color-color diagram for the *Fermi*-LAT detected blazars. The γ -NLSy1 galaxies are shown with black stars. Bottom: The distribution of the black hole mass derived from the H_β emission line parameters for LAT detected FSRQs (red solid line) and γ -NLSy1 galaxies (hatched black). See the text for details.

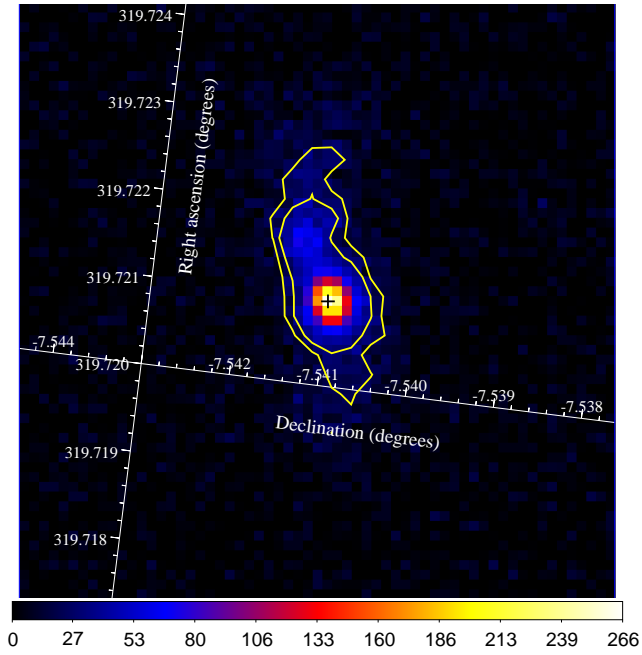


Figure 3. SDSS r' band image of NVSS J211852-073229 ($z = 0.26$). The colorbar represents the SDSS count units. Confidence contours are at 3σ and 5σ levels and '+' mark shows the optical position of the source. An extended structure is evident.