

# Monte Carlo integration with a growing number of control variates

François Portier\*

LTCI, Télécom ParisTech, Université Paris-Saclay

Johan Segers

ISBA, Université catholique de Louvain

June 17, 2022

## Abstract

The use of control variates is a well-known variance reduction technique in Monte Carlo integration. If the optimal linear combination of control variates is estimated by ordinary least squares and if the number of control variates is allowed to grow to infinity, the convergence rate can be accelerated, the new rate depending on the interplay between the integrand and the control functions. The standardized error is still asymptotically normal and the asymptotic variance can still be estimated by the residual variance in the underlying regression model. The ordinary least squares estimator is shown to be superior to other, possibly simpler control variate estimators, even at equal computation time. The method is applied to increase the precision of the method of maximum simulated likelihood to deal with latent variables. Its performance is found to be particularly good because of two reasons: the integrands are smooth and can thus be approximated well by polynomial or spline control functions; the number of integrands is large, reducing the computational cost since the Monte Carlo integration weights need to be calculated only once.

*Keywords:* multiple linear regression; ordinary least-squares; maximum simulated likelihood; generalized linear model; random effects

---

\*The authors gratefully acknowledge support from the Fonds de la Recherche Scientifique (FNRS) A4/5 FC 2779/2014-2017 No. 22342320, from the contract “Projet d’Actions de Recherche Concertées” No. 12/17-045 of the “Communauté française de Belgique” and from the IAP research network Grant P7/06 of the Belgian government (Belgian Science Policy)

# 1 Introduction

Calculating integrals is an ubiquitous issue arising in many fields of science. As an example, we shall consider in this paper the maximum likelihood estimator in latent variable models, which arise frequently in economics (McFadden 2001) and medicine (McCulloch & Searle 2001, example 4, 6 and 9). Computation of the estimator requires the values of many integrals with a sufficient degree of precision so that there is no interference with the usual statistical error.

Using a grid of  $n$  nodes, deterministic methods such as Riemann sums or Gaussian quadrature reach an accuracy of order  $n^{-s/d}$  (Novak 2016, Theorem 1), where  $s$  stands for the regularity of the integrand and  $d$  is the dimension of the integration space. Advances in random number generation have led to the development of random methods, also known as Monte Carlo methods, which are, in contrast, subjected to an optimal error bound of order  $n^{-s/d}n^{-1/2}$  (Novak 2016, Theorem 3). For instance, the naive Monte Carlo method, which does not use any regularity of the integrand, converges at the rate  $n^{-1/2}$ . In this paper, the method of control variates is employed to exploit the regularity of the integrand and ultimately to bridge the gap between the theoretical optimal error rate  $n^{-s/d}n^{-1/2}$  and the naive Monte Carlo rate  $n^{-1/2}$ .

The method of control variates in Monte Carlo integration is based on the introduction of auxiliary functions, called control variates, with known integral. Given a fixed number of control variates, the method consists in (i) estimating the coefficients of a linear combination of the control functions that is optimal in some sense, and (ii) using that linear combination to apply Monte Carlo to a modified integrand. Glynn & Szechtman (2002) consider several control variate estimates and show that they all are asymptotically equivalent for a fixed vector of control functions: the convergence rate is  $n^{-1/2}$  and the asymptotic variance is smaller than the naive Monte Carlo. Reference textbooks include, among other, Glasserman (2003) and Owen (2013). Recently, Oates et al. (2017) construct the optimal control variate in (i) as an element of a reproducing kernel Hilbert space, whose dimension grows with the sample size  $n$ . Their approach leads to a convergence rate that is at least as fast as  $n^{-7/12}$  and thus improves over the Monte Carlo rate.

In this paper, we adopt the original control variate framework in which the optimal control variate is taken in the linear span of a collection of  $m$  control variates. The novelty is that we allow the number of control variates  $m = m_n$  to grow with  $n$ . Among the six control variate estimators in Glynn & Szechtman (2002), only one of them possesses the property of integrating the constants and the control functions without error. This is the one we

promote and study in this paper. We use the denomination ordinary least squares Monte Carlo (OLSMC) because of the meaningful link with ordinary least squares when the integrand is taken as the dependent variable and the control variates as explanatory variables in a multiple linear regression model.

The main result of the paper is that when  $m_n \rightarrow \infty$  and under reasonable conditions on the control functions and the integrand, the OLSMC estimator obeys a central limit theorem with the non-standard rate  $n^{-1/2}\sigma_n$ , where  $\sigma_n$  is the standard deviation of the residuals of the aforementioned regression model. Consequently, OLSMC successfully decreases the Monte Carlo rate of convergence when  $\sigma_n \rightarrow 0$ . The latter holds for instance when the control functions form a basis in  $L^2$ . For smooth functions and using polynomials as control functions, the rate depends on the degree of smoothness of the integrand. We improve upon the results in Oates et al. (2017) where only an upper bound is given, a bound that does not depend explicitly on the approximation of the integrand by the control variates. Moreover, we show that the estimator  $\hat{\sigma}_n$  of the standard deviation defined as the residual sum of squares is consistent in the sense that  $\hat{\sigma}_n/\sigma_n \rightarrow 1$  in probability. This fact guarantees the asymptotic coverage of the usual confidence intervals. Another difference with Oates et al. (2017, page 704) is that the same sample is used at both stages, (i) and (ii), of the control variate procedure, leading to better results in practice.

We provide numerical evidence of the superiority of the OLSMC over the other control variate methods defined in Glynn & Szechtman (2002) and ordinary Monte Carlo, even when the increase in computation time is taken into account. We apply OLSMC to compute the maximum simulated likelihood estimator in a discrete response model (McFadden 2001) and in two generalized linear models with random effects (McCulloch & Searle 2001). We find that the OLSMC is highly efficient in such situations for two reasons: first, the number of integrands is large, reducing the gap between the computation times of naive Monte Carlo and OLSMC at equal sample size; secondly, the integrands are smooth, boosting the accuracy of the OLSMC.

In Section 2, we give an overview of the method of control variates, mentioning some variations and alternative representations. The asymptotic theory when the number of control variates tends to infinity is developed in Section 3. The rate of convergence depends on how well the integrand can be approximated by functions in the control space, as is illustrated in Section 4. The performance of competing versions of the control variate method is assessed by numerical experiments in Section 5. Finally, the OLSMC estimator is applied to the method of maximum simulated likelihood in various models with latent variables in Section 6.

## 2 Method of control variates: old and new insights

Let  $(S, \mathcal{S}, P)$  be a probability space and let  $f \in L^2(P)$  be a real function on  $S$  of which we would like to calculate the integral  $\mu = P(f) = \int_S f(x) P(dx)$ . Let  $X_1, \dots, X_n$  be an independent random sample from  $P$  on a probability space  $(\Omega, \mathcal{A}, \mathbb{P})$  and let  $P_n$  be its empirical distribution. The Monte Carlo estimate of  $\mu$  is  $\hat{\mu}_n = P_n(f) = n^{-1} \sum_{i=1}^n f(X_i)$ . The Monte Carlo estimator is unbiased and has variance equal to  $\text{Var}(\hat{\mu}_n) = n^{-1} \sigma^2(f)$ , where  $\sigma^2(f) = P[\{f - P(f)\}^2]$ . Moreover, by the central limit theorem,  $\sqrt{n}(\hat{\mu}_n - \mu) \rightsquigarrow \mathcal{N}(0, \sigma^2(f))$  as  $n \rightarrow \infty$ , where the arrow  $\rightsquigarrow$  denotes convergence in distribution.

### 2.1 Control variates

The use of control variates is one of many methods to reduce the asymptotic variance of the Monte Carlo estimator. Let  $h_1, \dots, h_m \in L^2(P)$  be functions with known expectations. Without loss of generality, assume that  $P(h_j) = 0$  for all  $j = 1, \dots, m$ . For every column vector  $\beta \in \mathbb{R}^m$ , we obviously have  $\mu = P(f - \beta' h)$ , where  $h = (h_1, \dots, h_m)'$  is the column vector with the  $m$  control functions as elements. But then  $\hat{\mu}_n(\beta) = P_n(f - \beta' h)$  is an unbiased estimator of  $\mu$  too, with variance  $\text{Var}\{\hat{\mu}_n(\beta)\} = n^{-1} \sigma^2(f - \beta' h)$ .

The asymptotic variance  $\sigma^2(f - \beta' h)$  is minimal if  $\beta$  is equal to

$$\beta_{\text{opt}} = P(hh')^{-1} P(hf). \quad (1)$$

Here we assume that the functions  $h_1, \dots, h_m$  are linearly independent in  $L^2(P)$ , so that the  $m \times m$  covariance matrix  $P(hh') = (P(h_j h_k))_{j,k=1}^m$  is invertible. The minimal asymptotic variance is

$$\sigma^2(f - \beta'_{\text{opt}} h) = \sigma^2(f) - P(fh') P(hh')^{-1} P(hf). \quad (2)$$

In practice,  $\beta_{\text{opt}}$  in (1) is unknown and needs to be estimated. Any estimator  $\hat{\beta}_n$  of  $\beta_{\text{opt}}$  produces a control variate estimator:  $\hat{\mu}_n(\hat{\beta}_n) = P_n(f - \hat{\beta}_n' h)$ . As soon as  $\hat{\beta}_n \rightsquigarrow \beta_{\text{opt}}$ , then (Glynn & Szechtman 2002, Theorem 1),

$$\sqrt{n}\{\hat{\mu}_n(\hat{\beta}_n) - \mu\} \rightsquigarrow \mathcal{N}(0, \sigma^2(f - \beta'_{\text{opt}} h)), \quad n \rightarrow \infty. \quad (3)$$

It is thus sufficient to estimate the vector  $\beta_{\text{opt}}$  consistently to obtain an integration procedure with the same asymptotic distribution as the oracle procedure  $\hat{\mu}_n(\beta_{\text{opt}})$ .

The asymptotic variance in (2) may be estimated by the empirical variance

$$\hat{\sigma}_n^2(\hat{\beta}_n) = P_n[\{f - \hat{\beta}'_n h\}^2] - \{P_n[f - \hat{\beta}'_n h]\}^2. \quad (4)$$

If  $\hat{\beta}_n \rightsquigarrow \beta_{\text{opt}}$ , then, by the law of large numbers and Slutsky's lemma,

$$\hat{\sigma}_n^2(\hat{\beta}_n) \rightsquigarrow \sigma^2(f - \beta'_{\text{opt}} h), \quad n \rightarrow \infty. \quad (5)$$

Equations (3) and (5) justify the usual asymptotic confidence intervals for  $\mu$ .

## 2.2 Estimating the coefficient vector

To estimate  $\beta_{\text{opt}} = P(hh')^{-1} P(hf)$ , there exist (at least) three options for  $P(hh')$  and (at least) two options for  $P(hf)$ , yielding six estimators  $\hat{\beta}_n$  in total (Glynn & Szechtman 2002). Indeed, we may estimate  $P(hh')$  in one of the three following ways: by  $P(hh')$  itself (the user chooses the control functions and may thus know this matrix); by  $P_n(hh')$ , the empirical Gram matrix; by  $G_n = P_n(hh') - P_n(h) P_n(h')$ , the empirical covariance matrix [since  $P_n(h) \rightsquigarrow P(h) = 0$  as  $n \rightarrow \infty$ ]. In addition, we may estimate  $P(hf)$  in one of the two following ways: by  $P_n(hf)$  or by  $P_n(hf) - P_n(h) P_n(f)$ .

The estimated Gram matrices  $P_n(hh')$  and  $G_n$  need not be invertible. In case they are not, one may calculate their Moore–Penrose generalized inverses instead or one may eliminate some of the control functions  $h_j$ . Since  $P(hh')$  is invertible by assumption and since both  $P_n(hh')$  and  $G_n$  are consistent estimators for  $P(hh')$ , the matrices  $P_n(hh')$  and  $G_n$  will be invertible with probability tending to one. For simplicity, we assume in this section that they are.

## 2.3 Ordinary least squares

All six estimators  $\hat{\beta}_n$  in Section 2.2 are consistent for  $\beta_{\text{opt}}$  and hence satisfy (3). Still, at finite samples, there may be considerable differences between the six estimators. In fact, the estimator combining  $G_n$  with  $P_n(hf) - P_n(h) P_n(f)$ , i.e., the third and second choices above, respectively, is the only one that integrates the constant function and the control functions exactly. It is also the more usual way of implementing the method of control variates and is the estimator that will interest us most in this paper. For reasons that will become clear shortly, we will call it the ordinary least-squares Monte Carlo (OLSMC) estimator:

$$\hat{\beta}_n^{\text{OLS}} = G_n^{-1} \{P_n(hf) - P_n(h) P_n(f)\}, \quad (6)$$

$$\hat{\mu}_n^{\text{OLS}} = \hat{\mu}_n(\hat{\beta}_n^{\text{OLS}}) = P_n(f) - \{P_n(fh') - P_n(f) P_n(h')\} G_n^{-1} P_n(h). \quad (7)$$

The OLSMC variance estimator in (4) is  $\hat{\sigma}_{n,\text{OLS}}^2 = \hat{\sigma}_n^2(\hat{\beta}_n^{\text{OLS}})$ . The terminology stems from the property that (proof in Appendix A.1)

$$(\hat{\mu}_n^{\text{OLS}}, \hat{\beta}_n^{\text{OLS}}) = \arg \min_{(\alpha, \beta) \in \mathbb{R} \times \mathbb{R}^m} \sum_{i=1}^n \{f(X_i) - \alpha - \beta' h(X_i)\}^2. \quad (8)$$

The identity (8) is a consequence of the familiar formula for the OLS estimator in the multiple linear regression model

$$f(X_i) = \mu + \beta'_{\text{opt}} h(X_i) + \varepsilon_i, \quad i = 1, \dots, n,$$

with dependent variable  $f(X_i)$ , explanatory variables  $h_1(X_i), \dots, h_m(X_i)$ , and errors  $\varepsilon_i$ . The intercept is  $\mu$  whereas the vector of regression coefficients is  $\beta_{\text{opt}}$ . The errors are  $\varepsilon_i = \varepsilon(X_i)$  with  $\varepsilon = f - \mu - \beta'_{\text{opt}} h \in L^2(P)$ , a mean-zero function which is uncorrelated with each of the control functions, i.e.,  $P(\varepsilon) = 0$  and  $P(h\varepsilon) = 0$ . The variance of the errors is equal to the asymptotic variance of the OLSMC estimator:  $P(\varepsilon^2) = \sigma^2(f - \beta'_{\text{opt}} h)$ .

Equation (8) has the convenient consequence that the OLSMC estimator and the variance estimator can be computed via standard linear regression software (Owen 2013, Section 8.9). Also, it confirms the claim made above that the OLSMC integration rule integrates the constant function and the  $m$  control functions exactly. The other five estimators in Section 2.2 do not have this property, as a direct calculation shows.

## 2.4 Euclidean likelihood and integration weights

Let  $1_n$  be an  $n \times 1$  vector with all elements equal to 1 and let  $H^{(n)}$  be the  $n \times m$  matrix

$$H^{(n)} = \begin{pmatrix} h_1(X_1) & \dots & h_m(X_1) \\ \vdots & & \vdots \\ h_1(X_n) & \dots & h_m(X_n) \end{pmatrix}. \quad (9)$$

Recall  $G_n = P_n(hh') - P_n(h)P_n(h')$  and define

$$w^{(n)} = \frac{1}{n} [1_n - \{H^{(n)} - 1_n P_n(h')\} G_n^{-1} P_n(h)]. \quad (10)$$

Writing  $f^{(n)} = (f(X_1), \dots, f(X_n))'$ , we arrive at the well-known weighted Monte Carlo representation (Glasserman 2003, eq. (4.20))

$$\sum_{i=1}^n w_i^{(n)} f(X_i) = (f^{(n)})' w^{(n)} = \hat{\mu}_n^{\text{OLS}}. \quad (11)$$

An observation that, to the best of our knowledge, is novel is that by (11), the OLSMC estimator can also be seen as a Euclidean likelihood estimator, that is, as a maximizer of a quadratic approximation to an empirical likelihood. Consider the quadratic program with linear equality constraints

$$\left. \begin{array}{l} \min_{w \in \mathbb{R}^n} \sum_{i=1}^n (nw_i - 1)^2, \\ \text{constraints: } \sum_{i=1}^n w_i = 1, \\ \sum_{i=1}^n w_i h_j(X_i) = 0, \quad j = 1, \dots, m. \end{array} \right\} \quad (12)$$

Calculation of the solution is routine and produces the vector  $w^{(n)}$  in (10); the elementary proof is given in Section A.1.

Without the constraints that  $\sum_{i=1}^n w_i h_j(X_i) = 0$  for all  $j = 1, \dots, m$ , the solution to (12) would just be  $w_i = 1/n$  for all  $i$ , producing the naive Monte Carlo estimator. The constraints  $\sum_{i=1}^n w_i h_j(X_i) = 0$  force the integration rule to integrate the control functions exactly as well, while staying as closely as possible to the Monte Carlo estimator.

Changing the objective function in (12) to  $-\sum_{i=1}^n \log(nw_i)$  yields the nonparametric maximum likelihood estimator considered in Glynn & Szechtman (2002, Section 8) and Owen (2013, end notes to Chapter 8). The Euclidean likelihood estimator arises by a quadratic expansion of the function  $-\log(1-x)$  at  $x = 0$ . Some different weights based on reproducing kernel spaces are investigated in Liu & Lee (2017).

According to (11), the OLSMC estimator is linear in  $f$  with weights  $w^{(n)}$  given by the solution of the Euclidean likelihood equations (12). The other five control variate estimators in Section 2.2 are linear in  $f$  too, but with different weight vectors. Linearity allows for faster computation in case of multiple integrands: given a Monte Carlo sample, the weight vector needs to be computed only once (Glasserman 2003, p. 200). This is helpful for instance when computing quantiles of a functional,  $T$ , of a random variable  $X$  by inversion of the cumulative distribution function  $t \mapsto E[\mathbf{1}\{T(X) \leq t\}]$ , obtained by numerical integration (Hesterberg & Nelson 1998). In Section 6, we apply the OLSMC estimator to the method of maximum simulated likelihood, involving a large number of integrals as well.

## 2.5 Projections

Geometric considerations lead to another, insightful representation of the OLSMC estimator, suggesting another computation method and revealing properties relevant for asymptotic theory. Let  $\Pi_{n,m}$  be the  $n \times n$  projection

matrix on the column space of the matrix  $H^{(n)}$  in (9). If the  $m$  columns of  $H^{(n)}$  are linearly independent, then

$$\Pi_{n,m} = H^{(n)} \{ (H^{(n)})' H^{(n)} \}^{-1} (H^{(n)})' = n^{-1} H^{(n)} P_n (h h')^{-1} (H^{(n)})', \quad (13)$$

the so-called hat matrix in a multiple linear regression without intercept on the  $m$  variables  $(h_j(X_i))_{i=1}^n$ ,  $j = 1, \dots, m$ . Even if the  $m$  columns of  $H^{(n)}$  are not linearly independent, the projection matrix  $\Pi_{n,m}$  is well-defined, for instance, by using Moore–Penrose inverses.

Write the OLSMC estimator in (8) in terms of two nested minimization problems:

$$\hat{\mu}_n^{\text{OLS}} = \arg \min_{\alpha \in \mathbb{R}} \left[ \min_{\beta \in \mathbb{R}^m} \sum_{i=1}^n \{f(X_i) - \alpha - \beta' h(X_i)\}^2 \right].$$

Given  $\alpha \in \mathbb{R}$ , the minimum over  $\beta \in \mathbb{R}^m$  is well-defined and is attained as soon as  $\beta$  satisfies  $H^{(n)} \beta = \Pi_{n,m} (f^{(n)} - \alpha 1_n)$ . We find that

$$\hat{\mu}_n^{\text{OLS}} = \arg \min_{\alpha \in \mathbb{R}} |(I_n - \Pi_{n,m})(f^{(n)} - \alpha 1_n)|^2, \quad (14)$$

where  $|v| = (v'v)^{1/2}$  is the Euclidean norm of a vector  $v$  and  $I_n$  is the  $n \times n$  identity matrix. It follows that  $\alpha(I_n - \Pi_{n,m})1_n$  is equal to the orthogonal projection of  $(I_n - \Pi_{n,m})f^{(n)}$  on the line passing through the origin and  $(I_n - \Pi_{n,m})1_n$ . A necessary and sufficient condition for the uniqueness of  $\alpha \in \mathbb{R}$  is that  $(I_n - \Pi_{n,m})1_n$  is not equal to the zero vector, that is,  $1_n$  is *not* an element of the column space of  $H^{(n)}$ . Suppose this condition holds. Then  $1_n'(I_n - \Pi_{n,m})1_n = |(I_n - \Pi_{n,m})1_n|^2 > 0$  and

$$\hat{\mu}_n^{\text{OLS}} = \frac{(f^{(n)})'(I_n - \Pi_{n,m})1_n}{1_n'(I_n - \Pi_{n,m})1_n}. \quad (15)$$

Since  $\hat{\mu}_n^{\text{OLS}} = (f^{(n)})' w^{(n)}$ , see (11), the integration weights  $w^{(n)}$  in (10) are given by

$$w^{(n)} = \{1_n'(I_n - \Pi_{n,m})1_n\}^{-1} (I_n - \Pi_{n,m})1_n.$$

We may thus compute the weights as  $w^{(n)} = (n - \sum_{i=1}^n \hat{y}_i)^{-1} (1_n - \hat{y})$ , where  $\hat{y} = \Pi_{n,m} 1_n$  is the vector of predictions resulting from regressing the constant vector  $1_n$  on the  $m$  variables  $(h_j(X_i))_{i=1}^n$  without intercept.

If, in addition, the columns of  $H^{(n)}$  are linearly independent, then, by (13),

$$\hat{\mu}_n^{\text{OLS}} = \frac{P_n(f) - P_n(fh') P_n(hh')^{-1} P_n(h)}{1 - P_n(h') P_n(hh')^{-1} P_n(h)}. \quad (16)$$



Indeed, we have  $(f^{(n)})'1_n = n P_n(f)$ ,  $(f^{(n)})'H^{(n)} = n P_n(fh')$ , and  $1_n'H^{(n)} = n P_n(h')$ .

We have supposed that the  $n \times 1$  vector  $1_n$  is *not* an element of the column space of  $H^{(n)}$ . If it is, then there obviously cannot exist a weight vector such that the corresponding linear integration rule integrates both the constant functions and the control functions exactly. Also, the minimizer  $\alpha$  in (8) is then no longer identifiable. In that case, we recommend to reduce the number of control functions. Actually, when  $m$  is not too large with respect to  $n$  (see Section 3 for the details), the denominator in (16) tends to 1, in probability, implying that, with probability tending to 1,  $1_n$  is *not* an element of the column space of  $H^{(n)}$ .

The representation (15) also implies that the OLSMC estimator does not change if we replace the vector  $h$  of control functions by the vector  $Ah$ , where  $A$  is an arbitrary invertible  $m \times m$  matrix. Indeed, such a transformation results in changing the matrix  $H^{(n)}$  in (9) into  $H^{(n)}A'$ , but both  $n \times m$  matrices share the same column space.

## 2.6 Variance estimation

The OLSMC variance estimator  $\hat{\sigma}_{n,\text{OLS}}^2 = \hat{\sigma}_n^2(\hat{\beta}_n^{\text{OLS}})$  is equal to the sample analogue of (2):

$$\begin{aligned} \hat{\sigma}_{n,\text{OLS}}^2 = & P_n[\{f - P_n(f)\}^2] - \{P_n(fh') - P_n(f)P_n(h')\} G_n^{-1} \{P_n(hf) - P_n(h)P_n(f)\}. \end{aligned}$$

It also coincides with  $n^{-1}$  times the minimal sum of squares in (8) and (14):

$$\hat{\sigma}_{n,\text{OLS}}^2 = \frac{1}{n} (f^{(n)} - \hat{\mu}_n^{\text{OLS}} 1_n)' (I_n - \Pi_{n,m}) (f^{(n)} - \hat{\mu}_n^{\text{OLS}} 1_n). \quad (17)$$

Recall  $f = \mu + \beta'_{\text{opt}} h + \varepsilon$ , where  $\varepsilon \in L^2(P)$  is centered and uncorrelated with all control functions  $h_j$ . If  $P_n(hh')$  is invertible and  $P_n(h')P_n(hh')^{-1}P_n(h) < 1$ , we can use (13) for  $\Pi_{n,m}$  and (16) for  $\hat{\mu}_n^{\text{OLS}}$  to work out (17) and find (proof in Section A.1)

$$\begin{aligned} \hat{\sigma}_{n,\text{OLS}}^2 = & P_n(\varepsilon^2) - P_n(\varepsilon h') P_n(hh')^{-1} P_n(h\varepsilon) \\ & - (\hat{\mu}_n^{\text{OLS}} - \mu)^2 \{1 - P_n(h')P_n(hh')^{-1}P_n(h)\}. \end{aligned} \quad (18)$$

Since  $\hat{\sigma}_{n,\text{OLS}}^2 \leq P_n(\varepsilon^2)$  and  $\mathbb{E}\{P_n(\varepsilon^2)\} = \sigma^2$ , it follows that  $\hat{\sigma}_{n,\text{OLS}}^2$  has a negative bias. In view of the multiple linear regression perspective in Section 2.3 and to possibly reduce this bias, one may prefer to multiply the variance estimator by  $n/(n-m-1)$ . Likewise, it is customary to use a Student  $t$  distribution with  $n-m-1$  degrees of freedom instead of a normal distribution.

### 3 Growing number of control functions

The asymptotic variance of the OLSMC estimator  $\hat{\mu}_n^{\text{OLS}}$  of  $\mu = P(f)$  is equal to the variance of the error variable  $\varepsilon = f - \mu - \beta'_{\text{opt}} h$ , where  $\mu + \beta'_{\text{opt}} h$  is the orthogonal projection in  $L^2(P)$  of  $f$  on the linear space  $\mathcal{F}_m$  spanned by  $\{1, h_1, \dots, h_m\}$ . Suppose that the number,  $m = m_n$ , of control functions varies with  $n$  and tends to infinity and that  $f$  can be written as an  $L^2(P)$  limit of a sequence of approximating functions in  $\mathcal{F}_{m_n}$ . Then  $\sigma_n^2 = P(\varepsilon_n^2) \rightarrow 0$  as  $n \rightarrow \infty$ , where  $\varepsilon_n$  is the error variable when there are  $m_n$  control variates in use. Then we may hope that the asymptotic variance of the OLSMC estimator becomes zero too, so that its convergence rate is  $o_{\mathbb{P}}(1/\sqrt{n})$ , faster than the one of the Monte Carlo estimator. More precisely, we may hope to pin the convergence rate down to  $O_{\mathbb{P}}(\sigma_n/\sqrt{n})$ .

We adopt the set-up of a triangular array of control functions. Let  $h_n = (h_{n,1}, \dots, h_{n,m_n})'$  for some positive integer sequence  $m_n \rightarrow \infty$ , where  $h_{n,j} \in L^2(P)$  and  $P(h_{n,j}) = 0$  for all  $n$  and  $j$ . Assume that  $h_{n,1}, \dots, h_{n,m_n}$  are linearly independent in  $L^2(P)$ , so that the  $m_n \times m_n$  Gram matrix  $P(h_n h_n') = (P(h_{n,j} h_{n,k}))_{j,k}$  is invertible. Examples of control functions we have in mind are polynomials or trigonometric functions, in which case a single sequence  $h_1, h_2, \dots$  would suffice, or spline functions on an interval with the knots forming a grid depending on  $m_n$ , an example which requires a triangular array of control functions.

There is no additional mathematical cost to let the integrands depend on  $n$  as well: we want to calculate the integral  $\mu_n = P(f_n)$  of  $f_n \in L^2(P)$ . In doing so, we obtain results that are locally uniform in the integrand. We have  $f_n = \mu_n + \beta_n' h_n + \varepsilon_n$  for some vector  $\beta_n \in \mathbb{R}^{m_n}$  determined by the orthogonality equations  $P(\varepsilon_n h_{n,j}) = 0$  for all  $j = 1, \dots, m_n$ . We have  $P(\varepsilon_n) = 0$ , while the error variance is  $\sigma_n^2 = P(\varepsilon_n^2)$ . To avoid trivialities, we assume that  $\sigma_n^2 > 0$ , that is,  $f_n$  is not equal to a constant plus a linear combination of the control functions, in which case its integral would be known. Of particular interest is the case where  $\sigma_n^2 \rightarrow 0$  as  $n \rightarrow \infty$ , although we do not impose this.

Our main theorem relies on an assumption that involves the function  $q_n : S \rightarrow [0, \infty)$  given by

$$q_n = h_n' P(h_n h_n')^{-1} h_n. \quad (19)$$

Recall that the OLSMC estimator does not change if we replace the vector  $h_n$  by the vector  $A h_n$ , where  $A$  is any invertible  $m_n \times m_n$  matrix. The function  $q_n$  is invariant under such transformations of the control functions, as can be easily checked. It follows that  $q_n$  is linked to the linear space spanned by the control functions  $h_{n,1}, \dots, h_{n,m_n}$  rather than to the functions themselves. Its

expectation is equal to the dimension of the control space,

$$P(q_n) = m_n. \quad (20)$$

Equation (20) follows from the fact that  $q_n = \text{tr}\{P(h_n h_n')^{-1} h_n h_n'\}$ , a consequence of the cyclic property of the trace operator. The following condition is reminiscent of Assumption 2(ii) in Newey (1997).

**Condition 1** (Newey). *We have*

$$\sup_{x \in S} q_n(x) = o(n/m_n), \quad n \rightarrow \infty. \quad (21)$$

Equations (20) and (21) imply

$$P(q_n^2) = o(n), \quad n \rightarrow \infty. \quad (22)$$

Since  $m_n^2 = P(q_n)^2 \leq P(q_n^2)$ , Equation (22) implies that  $m_n = o(n^{1/2})$ , restricting the dimension of the control space.

**Theorem 1** (Rate). *If Condition 1 holds, then, as  $n \rightarrow \infty$ ,*

$$\frac{\sqrt{n}}{\sigma_n} (\hat{\mu}_n^{\text{OLS}} - \mu_n) = \frac{\sqrt{n}}{\sigma_n} P_n(\varepsilon_n) + o_{\mathbb{P}}(1) = O_{\mathbb{P}}(1). \quad (23)$$

*In particular,  $\hat{\mu}_n^{\text{OLS}} - \mu_n = O_{\mathbb{P}}(\sigma_n/\sqrt{n})$  as  $n \rightarrow \infty$ .*

To prove asymptotic normality of the estimation error, we apply the Lindeberg–Feller central limit theorem. The required Lindeberg condition also guarantees consistency of the OLS variance estimator.

**Condition 2** (Lindeberg). *For every  $\delta > 0$ , we have, as  $n \rightarrow \infty$ ,*

$$P[(\varepsilon_n/\sigma_n)^2 \mathbf{1}\{|\varepsilon_n/\sigma_n| > \delta\sqrt{n}\}] = o(1).$$

**Theorem 2** (Asymptotic normality). *Suppose Condition 1 holds. Then Condition 2 holds if and only if*

$$\frac{\sqrt{n}}{\sigma_n} (\hat{\mu}_n^{\text{OLS}} - \mu_n) \rightsquigarrow \mathcal{N}(0, 1), \quad n \rightarrow \infty. \quad (24)$$

*Moreover, under Conditions 1 and 2, the variance estimator is consistent in the sense that*

$$\hat{\sigma}_{n,\text{OLS}}^2/\sigma_n^2 \rightsquigarrow 1, \quad n \rightarrow \infty. \quad (25)$$

*Equation (24) thus remains true if  $\sigma_n$  is replaced by  $\hat{\sigma}_{n,\text{OLS}}$ .*

Theorem 2 justifies the use of the usual asymptotic confidence intervals of nominal coverage  $1 - \alpha$  of the form  $\hat{\mu}_{n,\text{OLS}} \pm z_{1-\alpha/2} \hat{\sigma}_{n,\text{OLS}}/\sqrt{n}$ , where  $z_p$  is the  $p$ th quantile of the standard normal distribution. As in multiple linear regression, quantiles of the Student  $t$  distribution with  $n - m_n - 1$  degrees of freedom may be used instead, making the intervals a bit wider, although there is no guarantee that this will bring the real coverage closer to the nominal one when the errors are not normally distributed.

*Remark 1* (Weakening the Newey condition). Equation (21) implies

$$P(q_n \varepsilon_n^2) = o\{(n/m_n)\sigma_n^2\}, \quad n \rightarrow \infty. \quad (26)$$

In fact, Theorems 1 and 2 would remain true if Condition 1 would be replaced by the weaker pair of equations (22) and (26). In addition, by the Cauchy–Schwarz inequality,  $P(q_n \varepsilon_n^2) \leq P(q_n^2)^{1/2} P(\varepsilon_n^4)^{1/2}$ , so that (22) together with  $P(\varepsilon_n^4) = O\{(n/m_n^2)\sigma_n^4\}$  would be sufficient. However, (26) depends on the integrand and is difficult to check, so we preferred to formulate the theorems in terms of the Newey condition.

*Remark 2* (Checking the Newey condition). When calculating  $q_n$  is more complicated than in the examples in Section 4, the following bound may be helpful in establishing (21): we have  $q_n \leq \lambda_{n,1}^{-1} h_n' h_n = \lambda_{n,1}^{-1} \sum_{j=1}^{m_n} h_{n,j}^2$ , where  $\lambda_{n,1} > 0$  is the smallest eigenvalue of  $P(h_n h_n')$ .

## 4 Families of control functions

We verify Condition 1 for a number of standard families of control functions. The rate at which  $\sigma_n$  goes to zero depends on both the control functions and the integrand.

**Example 1** (Polynomials). Suppose that  $h_{n,j} = h_j$  is equal to the Legendre polynomial  $L_j$  of degree  $j = 1, \dots, m_n$ . The Legendre polynomials are orthogonal on  $S = [-1, 1]$  with respect to the uniform distribution  $P$ . The Gram matrix  $P(h_n h_n')$  is diagonal with entries  $1/(2j + 1)$  on the diagonal. Furthermore, the Legendre polynomials satisfy  $|L_j(x)| \leq 1$  for  $x \in [-1, 1]$  while  $L_j(1) = 1$ . Hence  $q_n(x) = \sum_{j=1}^{m_n} (2j + 1) L_j(x)^2$ , with supremum  $q_n(1) = \sum_{j=1}^{m_n} (2j + 1) = m_n(m_n + 2)$ . Equation (21) is satisfied when  $m_n = o(n^{1/3})$ .

If  $f$  is  $k + 1$  times continuously differentiable for some integer  $k \geq 1$ , then the bounds on the Legendre coefficients in Theorem 2.1 in Wang & Xiang (2012) imply that  $\sigma_n^2 = O(m_n^{-2k-1})$ . The convergence rate of the OLSMC estimator is thus  $O(m_n^{-k-1/2} n^{-1/2})$ . The smoother  $f$ , the faster the rate.  $\triangle$

**Example 2** (Fourier). On  $S = [0, 1]$  equipped with the uniform distribution  $P$ , let  $h_{n,j}(x) = h_j(x)$  be equal to  $\sqrt{2}\cos((j+1)\pi x)$  if  $j$  is odd and to  $\sqrt{2}\sin(j\pi x)$  if  $j$  is even. The Fourier basis is orthonormal, so that  $q_n(x) = \sum_{j=1}^{m_n} h_j(x)^2$  and thus  $q_n(x) = m_n$  if  $m_n$  is even and  $q_n(x) = m_n + \cos(2(m_n+1)\pi x)$  if  $m_n$  is odd. Equation (21) is satisfied as soon as  $m_n = o(n^{1/2})$ .

If, as a periodic function,  $f$  is  $k+1$  times continuously differentiable for some integer  $k \geq 0$ , classical bounds on the Fourier coefficients imply that  $\sigma_n^2 = O(m_n^{-2k-1})$ , the same bound as in Example 1. The periodicity requirement cannot be omitted: for the function  $f(x) = x$ , the periodic extension from  $[0, 1]$  to  $\mathbb{R}$  is not continuous at 0, and the Fourier coefficients only decay at the rate  $O(j^{-1})$ , yielding  $\sigma_n^2 = O(m_n^{-1})$ .  $\triangle$

**Example 3** (Indicators). On  $S = [0, 1]$  equipped with the uniform norm  $P$ , let  $h_{n,j}(x) = (m_n + 1)\mathbb{1}\{x \in I_{m_n,j}\} - 1$  for  $j = 1, \dots, m_n$ , where  $I_{m_n,j} = [(j-1)/(m_n+1), j/(m_n+1))$ . Note that the last cell  $I_{m_n,m_n+1} = [m_n/(m_n+1), 1)$  is omitted, since  $h_{n,m_n+1}$  is a linear combination of  $h_{n,1}, \dots, h_{n,m_n}$ . The Gram matrix  $P(h_n h_n') = (m_n + 1)I_{m_n} - 1_{m_n} 1_{m_n}'$  has inverse  $P(h_n h_n')^{-1} = (m_n + 1)^{-1}(I_{m_n} + 1_{m_n} 1_{m_n}')$ . The function  $q_n = h_n' P(h_n h_n')^{-1} h_n = \{h_n' h_n + (h_n' 1_{m_n})^2\}/(m_n + 1) = m_n$  is constant. Equation (21) is satisfied as soon as  $m_n = o(n^{-1/2})$ .

The projection of  $f$  on the space spanned by  $\{1, h_{n,1}, \dots, h_{n,m_n}\}$  is equal to the piecewise constant function with value  $f_{m_n,j} = (m_n + 1)^{-1}P(f \mathbb{1}\{\cdot \in I_{m_n,j}\})$  on  $I_{m_n,j}$  for  $j = 1, \dots, m_n + 1$ . The best possible bound of the approximation error of a smooth function  $f$  is thus  $\sigma_n^2 = O(m_n^{-2})$ .

The OLSMC estimator is equal to the value obtained by post-stratification, which is the arithmetic mean of the Monte Carlo estimates of  $f_{m_n,j}$  on each of the  $m_n + 1$  cells  $I_{m_n,j}$  (Owen 2013, Example 8.4). If one or more cells contain no sample points  $X_i$ , then the constant vector  $1_n$  is an element of the column space of the design matrix in (9) and the OLSMC estimator is not defined.  $\triangle$

To illustrate the interplay between the family of control functions and the integrand, we experiment with four families of control functions (polynomials, Fourier functions, indicators, and cubic B-splines) and four integrands on  $S = [0, 1]$  equipped with the Lebesgue measure: for  $u \in [0, 1]$ ,

$$\begin{aligned} f_1(u) &= -6(u - \tfrac{1}{2})^2 + \tfrac{3}{2}, & f_2(u) &= \tfrac{\pi}{2} \sin(\pi u) \{1 + \cos(5\pi u)\}, \\ f_3(u) &= \begin{cases} 8(u - \tfrac{1}{4}) & u \in [\tfrac{1}{4}, \tfrac{3}{4}], \\ 0 & \text{elsewhere,} \end{cases} & f_4(u) &= \sqrt{\tfrac{2}{\pi}} u^{-1} \exp\{-\tfrac{1}{2} \log(u)^2\}. \end{aligned} \tag{27}$$

The functions are normalized to have  $\int_0^1 f_k(u) du = 1$  for all  $k = 1, \dots, 4$  and are plotted in Figure 1 on the left.

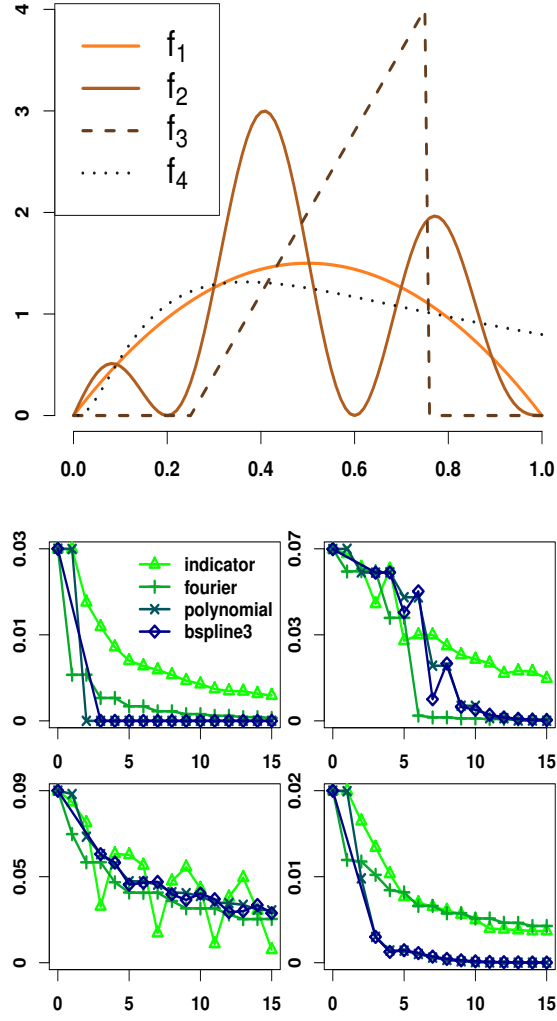


Figure 1: Left: the graphs of the integrands  $f_1, \dots, f_4$  in (27) on  $S = [0, 1]$ . Right: the graph of  $\hat{\sigma}_{n,OLS}$  as a function of  $m \in \{0, 1, \dots, 15\}$  for  $n = 200$ , different families of control functions, and integrands  $f_1$  (top-left),  $f_2$  (top-right),  $f_3$  (bottom-left),  $f_4$  (bottom-right).

$\hat{A}_n$		$\hat{b}_n$	
$P(hh')$	gram=true	$P_n(hf)$	ctrd=F
$P_n(hh')$	gram=emp	$P_n(hf) - P_n(h)P_n(f)$	ctrd=T
$P_n(hh') - P_n(h)P_n(h')$	gram=cov		

Table 1: Notation of the six CV variants for computing  $\hat{\beta}_n = \hat{A}_n^{-1}\hat{b}_n$  with three different choices for  $\hat{A}_n$  and two for  $\hat{b}_n$ . The OLSMC estimator corresponds to gram=cov and ctrd=T.

Each function  $f_1, \dots, f_4$  has some particular features. The centered functions  $f_1$  and  $f_2$  are finite linear combinations of the polynomial and Fourier control functions, respectively. With the right choice of control functions, their integrals are thus evaluated exactly. Because of its fluctuations,  $f_2$  represents a relatively difficult situation for bases other than the Fourier basis. Functions  $f_3$  and  $f_4$  cannot be written as finite linear combinations of the constant function and the control functions. Function  $f_3$  is not continuous whereas  $f_4$  is infinitely differentiable, although its periodic extension to  $\mathbb{R}$  is not continuous.

In the right-hand plots of Figure 1, the pattern of the standard error estimates  $\hat{\sigma}_{n,\text{OLS}}$  as a function of  $m$  indicates the ability (or the lack thereof) of a given basis to fit the integrand. Encouragingly, the curves are in line with the comments in the previous paragraph. Being based on just a single random sample, the curves look potentially helpful in the selection of the family and number of control functions. We leave this idea for further research.

## 5 Control variate battle

We compare the numerical performances of the six control variate (CV) estimators introduced in Section 2.2, among which the OLSMC estimator, using Monte Carlo (MC) as a benchmark. Table 1 describes the notation to identify the six methods. Given a square integrable function  $f : [0, 1]^d \rightarrow \mathbb{R}$ , the target value is  $\int_{[0, 1]^d} f(x) dx$ . Each Monte Carlo method requires the evaluation of  $f$  in  $n$  points sampled randomly from the uniform distribution on  $[0, 1]^d$ .

We compare methods in two different settings: (i) the Monte Carlo sample size  $n \in \mathbb{N}$  is the same for all methods; (ii) the available computation time is the same for all methods. Setting (i) is relevant when evaluating  $f$  is computationally expensive, the number of integrals to evaluate is large but the same points  $X_i$  and weights  $w_i^{(n)}$  are used for all integrands, or sampling

points from  $P$  is expensive. Oates et al. (2017) provide some examples from Bayesian statistics, whereas in Section 6, we study an application to maximum simulated likelihood yielding a large number of integrands. Otherwise, setting (ii) is the natural way to compare algorithms. The control functions and integrands are those of Section 4. All the numerical experiments have been performed in R; the code is available from the authors.

## 5.1 Equal sample size

Figures 2 and 3 show boxplots of the values returned by MC and the six CV methods from Table 1. For brevity, we only present two examples:  $f_1$  and the Fourier basis in Figure 2, and  $f_3$  and the polynomial basis in Figure 3. The conclusions extend to the other combinations of integrands and control functions. The acceleration of the convergence rate claimed in Theorem 1 is quite visible. The *centered* CV methods, `ctrd=T`, clearly outperform the *uncentered* ones, `ctrd=F`, both in terms of bias and standard error. Among the centered methods, the OLSMC estimator, `gram=cov`, is most accurate.

## 5.2 Equal computational budget

As the CV methods with `ctrd=F` produce poor results in comparison to those with `ctrd=T` (Section 5.1), we henceforth only consider MC, CV with `gram=true` and `ctrd=T`, and CV with `gram=cov` and `ctrd=T`, i.e., the OLSMC estimator. Even if the results obtained so far are in favour of the last method, the computational simplicity of the two other methods retained may offer some benefits when the computation time is limited. CV methods with `gram=emp` require a similar computation time as those with `gram=cov` but produce less accurate results in practice; therefore, we do not consider them any further. Unless specified otherwise, we fix `ctrd=T` from here on.

We measure the computation time for each procedure by means of the R function `system.time()` over 200 runs of each method. The computation times are subject to random variations and depend on many factors. To allocate computation time evenly, we calibrate a regression model for the expected computation time as a function of the Monte Carlo size  $n$  and other design factors: the integrand:  $f_1, \dots, f_4$  in (27); the control functions: Fourier, polynomial, indicator, cubic B-splines; the CV method: `gram=true` and `gram=cov`; the number of control functions:  $m \in \{8, 12\}$ . For each combination of factor levels, we consider a training sample made of 200 equispaced values of  $n$  between 100 and 10 000. After fitting the model, we fix the intercept to 0 so as to suppress the time the software needs for the function call.



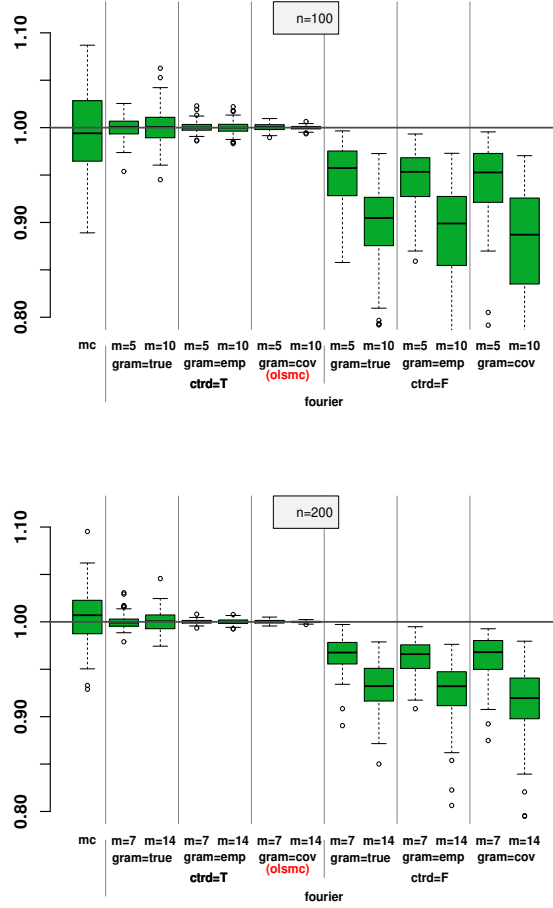


Figure 2: Boxplots, based on 100 replications, of the values returned by the MC and the CV methods described in Table 1 with the Fourier basis integrating  $f_1$  in (27) for  $n = 100$  (left) and  $n = 200$  (right) and  $m$  equal to  $\lfloor \sqrt{n}/2 \rfloor$  and  $\lfloor \sqrt{n} \rfloor$ . The target is  $\int_0^1 f_1 = 1$ .

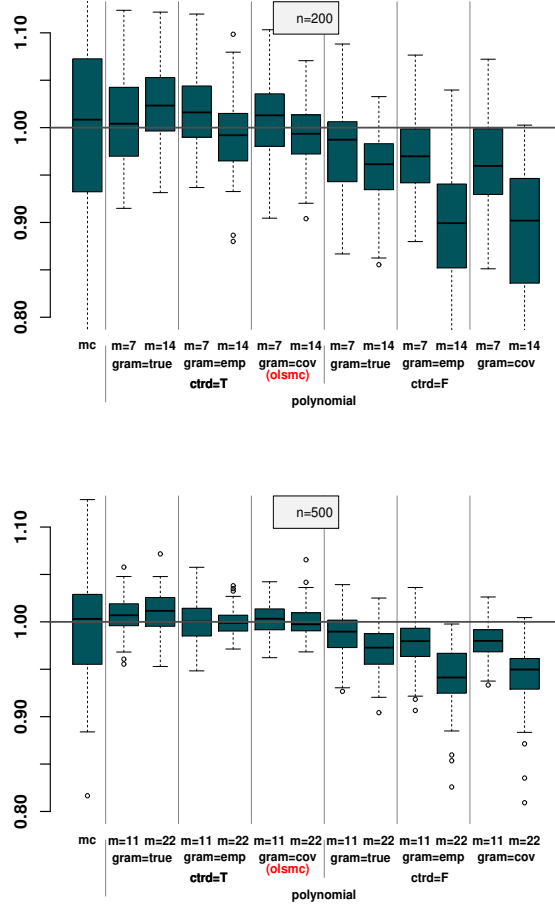


Figure 3: Boxplots, based on 100 replications, of the values returned by the MC and the CV methods described in Table 1 with the polynomial basis integrating  $f_3$  in (27) for  $n = 200$  (left) and  $n = 500$  (right) and  $m$  equal to  $\lfloor \sqrt{n}/2 \rfloor$  and  $\lfloor \sqrt{n} \rfloor$ . The target is  $\int_0^1 f_3 = 1$ .

	CV cov=gram (OLSMC)		CV cov=true		MC
	Fourier	Polynomials	Fourier	Polynomials	
$f_1$	100	182	110	239	1366
	200	364	219	478	2731
	500	909	548	1194	6829
$f_2$	100	174	92	201	565
	200	348	183	403	1129
	500	869	458	1007	2824

Table 2: Monte Carlo sample sizes allocated to five different integration methods to calculate  $\int_0^1 f_1$  and  $\int_0^1 f_2$  in such a way that, along each row, the predicted computation times are equal.

To compare different integration procedures at equal computational budget, we determine for each method a sample size  $n$  such that the predicted computation times are the same, given a fixed integrand. Table 2 provides an illustration of the allocated sample sizes for integrands  $f_1$  and  $f_2$  for the five methods still in contention. For instance, evaluating  $f_1$ , the OLSMC estimator (**gram=cov**) based on Fourier control functions at Monte Carlo sample size  $n = 200$  will be pitted against the CV estimator with **gram=true** and polynomial basis functions at  $n = 478$  and against the MC method at  $n = 2731$ .

Even if the results highly depend on the machine, the software environment and our own coding, they account for the following facts: (i) MC is the fastest method; (ii) the choice of control functions in CV impacts the computation time; and (iii) the integrand is more influential for the MC computation time than the one for CV (note that  $f_1$  is computationally more demanding than  $f_2$ ). The last observation implies that the harder it is to compute the integrand, in particular when there are many integrands, the smaller the difference will be between the MC and CV computation times.

Figure 4 shows the mean square error (MSE) of the MC estimator and the CV procedures with **gram=true** or **gram=cov** and with  $m = 12$  Fourier or polynomial control functions. In most cases, the CV methods have the smaller MSE. Exceptions occur when the computational budget is small and the basis functions are badly adapted to the integrand, e.g., the Fourier basis applied to the discontinuous function  $f_3$ . The OLSMC estimator (CV with **gram=cov**) is usually more accurate than CV with **gram=true**. The difference is largest when the control functions fit the integrand well; recall that the OLSMC integration rule is exact for integrands in the control space

(Section 2.3). For the integrands considered, the larger Monte Carlo sample size allocated to the computationally simpler choice `gram=true` is not enough to make the latter competitive to the OLSMC estimator.

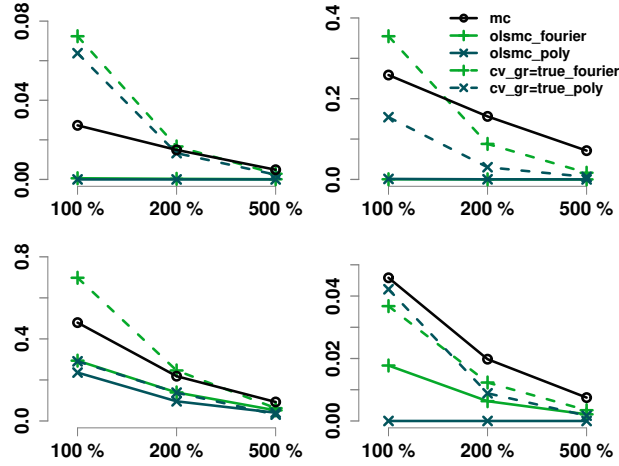


Figure 4: MSE of MC and CV methods with `gram=cov` or `gram=true` and with  $m = 12$  Fourier or polynomial control functions, integrating  $f_1$  (top-left),  $f_2$  (top-right),  $f_3$  (bottom-left), and  $f_4$  (bottom-right). Horizontal axis: relative Monte Carlo sample sizes as for instance along the rows in Table 2, determined to make the predicted computation times equal along the five procedures.

### 5.3 Multi-dimensional integrals

To compute integrals of the form  $\int_{[0,1]^d} f(x) dx$  in dimension  $d \geq 2$ , one can construct multivariate control functions based on univariate ones. Let  $h_1, \dots, h_K$  be a vector of one-dimensional control functions. Without further information, the usual way is to take all the functions  $h_\ell(x_1, \dots, x_d) = \prod_{j=1}^d h_{\ell_j}(x_j)$ , for  $\ell = (\ell_1, \dots, \ell_d)$  in  $\{0, 1, \dots, K\}^d \setminus \{(0, \dots, 0)\}$ , where  $h_0 \equiv 1$ , yielding a total of  $m = (K+1)^d - 1$  control functions. This method is applied in Section 6.2 to simultaneously compute a large number of three-dimensional integrals arising in the likelihood of a multinomial logit model with random effects.

A drawback of such tensor products is that the number of control functions grows quickly with  $K$ . An alternative yielding smaller control spaces consists of imposing in the above tensor product that  $\ell_j = 0$  for all but a small number (one or two) of coordinates  $j = 1, \dots, d$ . Finding control spaces

of manageable dimension  $m$  that adapt well to a given multivariate integrand is a difficult issue which we believe is beyond the scope of this paper.

## 6 Application to latent variable models

Latent variables arise for instance in discrete response models and generalized linear models with random effects. Likelihoods of such models involve integrals over the latent variables. Parameter estimation then requires the computation of many integrals.

The OLSMC estimator is particularly attractive for such problems because of two reasons. First, by using the same integration points and weights across different integrands, the computation times of the OLSMC and MC procedures are comparable. Second, the integrands are often smooth functions, ensuring a fast rate of convergence using polynomials or cubic B-splines as control functions.

Among the six CV estimators, we only consider the OLSMC, i.e., the choices `gram=cov` and `ctrd=T` in Table 1, which came out as winner in Section 5. For simplicity and because the examples require the calculation of a large number of integrals, we compare the methods according to the same Monte Carlo sample size  $n$ . If two parameters, say  $\theta_1$  and  $\theta_2$ , are estimated by a given method then the joint root mean square error (rMSE) is

$$\sqrt{\text{MSE}(\theta_1) + \text{MSE}(\theta_2)}. \quad (28)$$

### 6.1 Discrete response model

In discrete response models, the likelihood involves the probabilities of a consumer's choices, and their expressions often contain intractable integrals. For background on such models, see for instance Brownstone & Train (1998), McFadden (2001) and the book Train (2009). Two estimation methods are the simulated method of moments and the maximum simulated likelihood estimator, extending their classic non-simulated counterparts. Their asymptotic properties are described in Pakes & Pollard (1989) and Lee (1992). For ease of comparison, we consider the same binary choice model as in Lee (1992) and McFadden & Ruud (1994) and we focus on the maximum simulated likelihood estimator.

Assume that  $(y_j^*, x_j, \epsilon_j)$ , for  $j = 1, \dots, N$ , are iid distributed according to the following regression model

$$y_j^* = \theta_1 + \theta_2 x_j + \epsilon_j, \quad \text{for all } j = 1, \dots, N, \quad (29)$$

where  $\epsilon_j \sim \mathcal{N}(0, 1)$  is independent of  $x_j$ , a standard normal variable conditioned to be in  $[-2, 2]$ . Let  $\phi_\sigma$  and  $\Phi_\sigma$  denote the density and the cumulative distribution function, respectively, of the  $\mathcal{N}(0, \sigma^2)$  distribution. The observations consist of the pairs  $(d_j, x_j)$  where  $d_j = \text{sign}(y_j^*)$ . The likelihood is given by

$$\prod_{j=1}^N \int_0^\infty \phi_\sigma(d_j z - \theta_1 - \theta_2 x_j) dz, \quad (30)$$

which is just  $\prod_{j=1}^N \Phi_\sigma(\theta_1 + \theta_2 x_j)^{(1+d_j)/2} \{1 - \Phi_\sigma(\theta_1 + \theta_2 x_j)\}^{(1-d_j)/2}$ . This identity provides a benchmark by which we can quantify the improvement of OLSMC over MC when computing the  $N$  univariate integrals involved in the likelihood.

We follow the recommendations of Lee (1992) and McFadden & Ruud (1994) and run an importance sampling maximum simulated likelihood,

$$(\hat{\theta}_1, \hat{\theta}_2) = \arg \min_{\theta_1, \theta_2} \sum_{j=1}^N \log \left( \frac{1}{n} \sum_{i=1}^n \phi_\sigma \{ -d_j \log(U_i) - (\theta_1 + \theta_2 x_j) \} / U_i \right)$$

where  $U_1, \dots, U_n$  are independent uniform random variables on  $[0, 1]$ . Based on the same Monte Carlo sample of uniforms, we also run the OLSMC method with the polynomial basis on  $[0, 1]$  with  $m = \lfloor 2\sqrt{n} \rfloor$  control functions.

Following Lee (1992), we set  $n = rN$  with  $r = 1, 2, 4, 8$  and  $N = 50, 100, 200, 400$ . As proposed in Lee (1992), we also considered the case when independent samples were used in estimating each of the  $N$  integrals. The results were too poor, however, and we do not present them here.

Figure 5 shows the ratio of the rMSE (28) of MC over OLSMC. The OLSMC method is more accurate than MC by a factor between 10 to almost 1000.

## 6.2 Generalized linear model with random effects

In a generalized linear model with random effects (McCulloch & Searle 2001), the likelihood involves integrals over the unobserved random effects. We focus on two examples in McCulloch (1997) and Booth & Hobert (1999).

The first is a logit model with random effect. The entries of the vector  $(y_{j,k})_{j,k}$ , for  $j = 1, \dots, N$ , and  $k = 1, \dots, q$ , are conditionally independent given  $z = (z_k)_k$ , and

$$\left. \begin{aligned} P(y_{j,k} = 1 \mid z) &= p_{j,k} = 1 - P(y_{j,k} = 0 \mid z), \\ \log \left( \frac{p_{j,k}}{1 - p_{j,k}} \right) &= \beta x_{j,k} + z_k. \end{aligned} \right\} \quad (31)$$

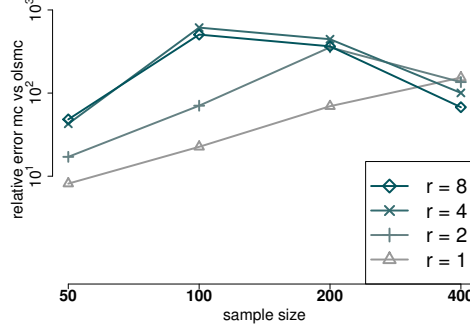


Figure 5: Discrete choice model (29): ratio between the rMSE of the MC and the OLSMC maximum simulated likelihood estimators. The rMSE is computed with respect to the exact maximum likelihood estimator arising from (30) and following (28) based on 200 simulations. For each  $n$ , the OLSMC control functions are the translated Legendre polynomials of degree one up to  $m = \lfloor 2\sqrt{n} \rfloor$ .

The  $x_{j,k}$  present covariate information treated as non-random, while the unobserved random effects  $z_1, \dots, z_k$  form an independent  $\mathcal{N}(0, \sigma^2)$  random sample. The likelihood is

$$\prod_{k=1}^q \int_{-\infty}^{\infty} \left[ \prod_{j=1}^N \frac{\exp\{y_{j,k}(\theta x_{j,k} + z)\}}{1 + \exp(\theta x_{j,k} + z)} \right] \phi_{\sigma}(z) dz.$$

We consider the dataset provided in Booth & Hobert (1999, Table 2) for which  $x_{j,k} = j/N$ ,  $j = 1, \dots, N$ ,  $q = 10$ ,  $N = 15$ ,  $\theta = 5$ , and  $\sigma = 1/2$ . The exact value of the maximum likelihood estimator was computed using deterministic integration methods. We run four maximum simulated likelihood estimators all based on the same Monte Carlo sample of independent uniforms  $U_1, \dots, U_n$ , using either MC and OLSMC based on  $\Phi_{\sigma}^{-1}(U_i)$  or MC and OLSMC combined with importance sampling based on  $\Psi^{-1}(U_i)$ , where  $\Psi$  is the Laplace cumulative distribution function. The OLSMC control functions were the translated Legendre polynomials from degree 1 up to  $m = \lfloor 2\sqrt{n} \rfloor$ .

In Table 3, the standard deviation (sd) and the rMSE in (28) with respect to the exact maximum likelihood estimator was calculated based on 200 repetitions. In the first column, we show the standard deviation reported in Booth & Hobert (1999, Table 3) of an expectation-maximization (EM) algorithm with MC used for the E-step; we only show the results of their best method, which was based on rejection sampling. In addition to the spectacular improvement given by OLSMC, we find that the OLSMC might provide partial protection against the use of a poor importance sampler.

$n$	EM	MC		MCis		OLSMC		OLSMCis	
	sd	sd	rMSE	sd	rMSE	sd	rMSE	sd	rMSE
100	0.0584	0.1027	0.1027	0.2986	0.2985	2e-4	3e-4	3e-3	3e-3
500	0.0252	0.0468	0.0467	0.1170	0.1169	2e-5	2e-4	2e-3	2e-3
1000	0.0180	0.0334	0.0334	0.0847	0.0847	3e-6	2e-4	1e-5	2e-4

Table 3: Standard errors (sd) and root mean squared errors (rMSE), based on 200 repetitions, of five methods to compute the exact maximum likelihood estimator in the logit model (31) with random effects. The sd for EM are derived from Booth & Hobert (1999, Table 3). The other four methods are MC and OLSMC with and without importance sampling, with translated Legendre polynomials of degree 1 to  $m = \lfloor 2\sqrt{n} \rfloor$  as control functions.

The second model is a multinomial logit model with random effects and has been employed for instance in Booth & Hobert (1999) to analyze medical studies on the association between smoking and lung cancer. Let  $n_{i1}$  and  $n_{i2}$  denote the number of smoker and non-smoker patients in study  $i = 1, \dots, N$ , and let  $y_{i1}$  and  $y_{i2}$  denote the number of patients with lung cancer among smokers and non-smokers, respectively. We suppose that  $(y_{ij})_{i,j}$  are conditionally independent given  $u \in \mathbb{R}^N$  and  $v \in \mathbb{R}^{2N}$ , and that for every  $i = 1, \dots, N$  and  $j = 1, 2$ ,

$$\left. \begin{aligned} y_{ij} \mid u, v &\sim \text{Binomial}(\pi_{ij}, n_{ij}), \\ \log \left( \frac{\pi_{ij}}{1 - \pi_{ij}} \right) &= \theta_0 + \theta_1 \mathbb{1}_{j=1} + u_i + v_{ij}. \end{aligned} \right\} \quad (32)$$

The random effects  $u$  and  $v$  are independent centered normal vectors with covariance matrices  $\sigma_u^2 I_N$  and  $\sigma_v^2 I_{2N}$ , respectively. The likelihood is proportional to

$$\prod_{i=1}^N \left( \int_{\mathbb{R}^3} \prod_{j=1}^2 \left[ \frac{\exp\{y_{ij}(\theta_0 + \theta_1 \mathbb{1}_{j=1} + u + v_j)\}}{\{1 + \exp(\theta_0 + \theta_1 \mathbb{1}_{j=1} + u + v_j)\}^{n_{ij}}} \right] \phi_{\sigma_u}(u) \phi_{\sigma_v}(v_1) \phi_{\sigma_v}(v_2) \mathrm{d}(u, v_1, v_2) \right). \quad (33)$$

We generate the data according to  $N = 20$ ,  $n_{ij} = 50$ ,  $\sigma_u = \sigma_v = 0.2$ ,  $\theta_0 = -2$ , and  $\theta_1 = 2$ . For simplicity, we assume that  $\sigma_u$  and  $\sigma_v$  are known and we estimate  $\theta_0$  and  $\theta_1$  maximizing a simulated version of the likelihood. Via a change-of-variable based on the normal quantile function, the integral in (33) is rewritten as an integral over  $[0, 1]^3$  and computed using MS and OLSMC based on the same sequence of independent uniforms on  $[0, 1]^3$ . The OLSMC control functions are constructed via tensor products over polynomials or cubic B-splines as explained in Section 5.3. For Monte Carlo sample sizes



$n \in \{300, 600, 1200, 2400\}$ , we took  $K \in \{3, 4, 5, 6\}$  control functions per dimension, yielding  $m = (K + 1)^3 - 1 \in \{63, 124, 215, 342\}$  control functions in total, respectively.

The accuracy measure in Figure 6 called standard deviation is the square root of the sum of the observed variances for the two parameters over 200 replications. Polynomial and cubic B-spline control functions perform equally well. The improvement of OLSMC over MC is increasing with the Monte Carlo sample size  $n$ . In the best case, the standard deviation is reduced by a factor of several hundreds.

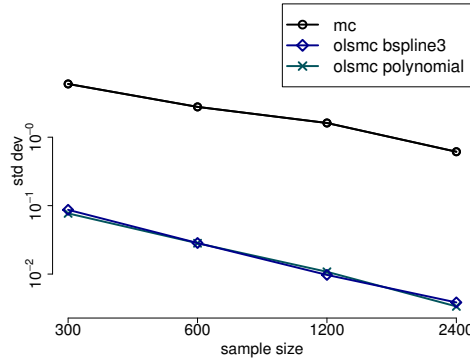


Figure 6: Multinomial logit model with random effects (32): standard deviations of MC and OLSMC approximations to the maximum likelihood estimator. The OLSMC control functions are tensor products of univariate polynomials or cubic B-spline functions. For Monte Carlo sample size  $n = 300, 600, 1200, 2400$ , there are  $m = 63, 124, 215, 342$  such control functions, respectively.

## A Proofs

### A.1 Proofs for Section 2

*Proof of (8).* The normal equations associated to (8) are

$$\begin{pmatrix} 1 & P_n(h') \\ P_n(h) & P_n(hh') \end{pmatrix} \begin{pmatrix} \hat{\alpha} \\ \hat{\beta} \end{pmatrix} = \begin{pmatrix} P_n(f) \\ P_n(hf) \end{pmatrix}.$$

By straightforward calculation, the solution is  $\hat{\alpha} = \hat{\mu}_n^{\text{OLS}}$  and  $\hat{\beta} = \hat{\beta}_n^{\text{OLS}}$  in (6) and (7).  $\square$

*Proof of (10).* Let  $1_n$  be an  $n \times 1$  vector with all elements equal to 1. We are looking for an  $n \times 1$  column vector  $w$  that minimizes  $(nw - 1_n)'(nw - 1_n) =$

$n^2 w'w - 2nw'1_n + n$  under the constraints  $w'1_n = 1$  and  $w'H^{(n)} = 0$ , where  $H^{(n)}$  is given in (9). Given the constraints, the objective function to be minimized is just  $w'w$  and the Lagrangian is  $(w, \lambda, \alpha) \mapsto w'w - \lambda(w'1_n - 1) + w'H^{(n)}\alpha$  in terms of Lagrange multipliers  $\lambda \in \mathbb{R}$  and  $\alpha \in \mathbb{R}^m$ . The stationarity equations are

$$\begin{cases} 2w - \lambda 1_n + H^{(n)}\alpha &= 0_n, \\ w'1_n &= 1, \\ w'H^{(n)} &= 0_m, \end{cases}$$

with  $0_k$  an  $k \times 1$  zero vector. The first equation says that

$$w = \frac{1}{2}(\lambda 1_n - H^{(n)}\alpha) = \frac{1}{2} \begin{pmatrix} 1_n & -H^{(n)} \end{pmatrix} \begin{pmatrix} \lambda \\ \alpha \end{pmatrix}$$

while the second and third equations say that

$$\begin{aligned} \begin{pmatrix} 1 \\ 0_m \end{pmatrix} &= \begin{pmatrix} 1'_n \\ H^{(n)'} \end{pmatrix} w \\ &= \frac{1}{2} \begin{pmatrix} 1'_n \\ H^{(n)'} \end{pmatrix} \begin{pmatrix} 1_n & -H^{(n)} \end{pmatrix} \begin{pmatrix} \lambda \\ \alpha \end{pmatrix} \\ &= \frac{n}{2} \begin{pmatrix} 1 & -P_n(h') \\ P_n(h) & -P_n(hh') \end{pmatrix} \begin{pmatrix} \lambda \\ \alpha \end{pmatrix}. \end{aligned}$$

It follows that

$$w = \frac{1}{n} \begin{pmatrix} 1_n & -H^{(n)} \end{pmatrix} \begin{pmatrix} 1 & -P_n(h') \\ P_n(h) & -P_n(hh') \end{pmatrix}^{-1} \begin{pmatrix} 1 \\ 0_m \end{pmatrix}.$$

Straightforward calculation using a standard block matrix inversion formula yields (10).  $\square$

*Proof of (18).* Put  $\varepsilon^{(n)} = (\varepsilon(X_1), \dots, \varepsilon(X_n))'$ . We have  $f^{(n)} = \mu 1_n + \beta'_{\text{opt}} H^{(n)} + \varepsilon^{(n)}$ . Since  $I_n - \Pi_{n,m}$  is the projection matrix on the orthocomplement in  $\mathbb{R}^n$  of the column space of  $H^{(n)}$ , we have by (17) that

$$\begin{aligned} \hat{\sigma}_{n,\text{OLS}}^2 &= \frac{1}{n} (\mu 1_n + \varepsilon^{(n)} - \hat{\mu}_n^{\text{OLS}} 1_n)' (I_n - \Pi_{n,m}) (\mu 1_n + \varepsilon^{(n)} - \hat{\mu}_n^{\text{OLS}} 1_n) \\ &= \frac{1}{n} (\varepsilon^{(n)})' (I_n - \Pi_{n,m}) \varepsilon^{(n)} - \frac{1}{n} (\hat{\mu}_n^{\text{OLS}} - \mu) 1'_n (I_n - \Pi_{n,m}) \{2\varepsilon^{(n)} - (\hat{\mu}_n^{\text{OLS}} - \mu) 1_n\}. \end{aligned}$$

Replace  $\Pi_{n,m}$  by the right-hand side in (13) to find

$$\begin{aligned}\hat{\sigma}_{n,\text{OLS}}^2 &= P_n(\varepsilon^2) - P_n(\varepsilon h') P_n(hh')^{-1} P_n(h\varepsilon) \\ &\quad - (\hat{\mu}_n^{\text{OLS}} - \mu) \{2P_n(\varepsilon) - 2P_n(h') P_n(hh')^{-1} P_n(h\varepsilon)\} \\ &\quad + (\hat{\mu}_n^{\text{OLS}} - \mu)^2 \{1 - P_n(h') P_n(hh')^{-1} P_n(h)\}.\end{aligned}$$

Equation (16) and the identity  $f = \mu + \beta'_{\text{opt}} h + \varepsilon$  imply that

$$\hat{\mu}_n^{\text{OLS}} - \mu = \frac{P_n(\varepsilon) - P_n(h') P_n(hh')^{-1} P_n(h\varepsilon)}{1 - P_n(h') P_n(hh')^{-1} P_n(h)}.$$

Use this identity to simplify the expression for  $\hat{\sigma}_{n,\text{OLS}}^2$  and arrive at (18).  $\square$

## A.2 Proof of Theorem 2

The Euclidean norm of a vector  $v$  is denoted by  $|v| = (v'v)^{1/2}$ . The corresponding matrix norm is  $|A|_2 = \sup\{|Av|/|v| : v \neq 0\}$ . The Frobenius norm of a rectangular matrix  $A$  is given by  $|A|_F = (\sum_i \sum_j A_{ij}^2)^{1/2} = \{\text{tr}(A'A)\}^{1/2}$ , with  $\text{tr}$  the trace operator. We have  $|A|_2 \leq |A|_F$ , since  $|A|_2^2$  is equal to the largest eigenvalue of  $A'A$ , while  $|A|_F^2$  is equal to the sum of all eigenvalues of  $A'A$ , all of which are nonnegative. Recall the cyclic property of the trace operator: for matrices  $A$  and  $B$  of dimensions  $k \times \ell$  and  $\ell \times k$ , respectively, we have  $\text{tr}(AB) = \text{tr}(BA)$ .

Recall that the Gram matrix  $P(h_n h_n')$  was assumed to be invertible. Let  $I_k$  denote the  $k \times k$  identity matrix. Let  $B_n$  be an  $m_n \times m_n$  matrix such that  $B_n' B_n = P(h_n h_n')^{-1}$ ; use for instance the eigendecomposition of  $P(h_n h_n')$  to construct  $B_n$ . Clearly,  $B_n$  is invertible. The OLS estimator based on the transformed vector of control functions

$$\tilde{h}_n = (\tilde{h}_{n,1}, \dots, \tilde{h}_{n,m_n})' = B_n h_n$$

is therefore identical to the one based on  $h_n$ . The transformed vector  $\tilde{h}_n$  has the advantage that its elements are orthonormal, i.e., its Gram matrix is equal to the identity matrix:

$$P(\tilde{h}_n \tilde{h}_n') = B_n P(h_n h_n') B_n' = B_n (B_n' B_n)^{-1} B_n' = I_{m_n}. \quad (34)$$

The function  $q_n$  defined in (19) is equal to  $q_n = \tilde{h}_n' \tilde{h}_n$ .

**Lemma A.1.** *We have*

$$\mathbb{E}\{|P_n(h_n)|^2\} = n^{-1} P(h_n' h_n), \quad (35)$$

$$\mathbb{E}\{|P_n(\tilde{h}_n)|^2\} = m_n/n. \quad (36)$$

*Proof.* We have

$$|P_n(h_n)|^2 = \frac{1}{n^2} \sum_{i=1}^n \sum_{j=1}^n h'_n(X_i) h_n(X_j).$$

The random variables  $X_1, \dots, X_n$  form an independent random sample from  $P$ . Furthermore,  $P(h_n) = 0$ . As a consequence,

$$\mathbb{E}\{|P_n(h_n)|^2\} = n^{-1} \mathbb{E}\{h'_n(X_1) h_n(X_1)\} = n^{-1} P(h'_n h_n),$$

yielding (35). Equation (36) follows from (35) and  $P(h'_n h_n) = P(q_n) = m_n$ , see (20).  $\square$

**Lemma A.2.**

$$\mathbb{E}\{|P_n(h_n h'_n) - I_{m_n}|_F^2\} = n^{-1} \{P_n(q_n^2) - m_n\}. \quad (37)$$

*Proof.* We have  $P_n(h_n h'_n) - I_{m_n} = n^{-1} \sum_{i=1}^n A_{n,i}$  with  $A_{n,i} = h_n(X_i) h'_n(X_i) - I_{m_n}$ . Since the matrix  $h_n h'_n$  is symmetric and since the trace operator is linear,

$$\begin{aligned} \mathbb{E}\{|P_n(h_n h'_n) - I_{m_n}|_F^2\} &= \mathbb{E}(\text{tr}\{\{P_n(h_n h'_n) - I_{m_n}\}^2\}) \\ &= \text{tr}(\mathbb{E}\{\{P_n(h_n h'_n) - I_{m_n}\}^2\}) \\ &= \frac{1}{n^2} \sum_{i=1}^n \sum_{j=1}^n \text{tr}\{\mathbb{E}(A_{n,i} A_{n,j})\}. \end{aligned}$$

The triangular array of random matrices  $(A_{n,i})_{n,i}$  is rowwise iid; the random matrices  $A_{n,i}$  are square integrable and centered. If  $i \neq j$ , then  $\mathbb{E}[A_{n,i} A_{n,j}] = 0$ , the  $m_n \times m_n$  null matrix. Hence

$$\mathbb{E}\{|P_n(h_n h'_n) - I_{m_n}|_F^2\} = n^{-1} \text{tr}\{\mathbb{E}(A_{n,1}^2)\}.$$

By the cyclic property of the trace,

$$\text{tr}\{\mathbb{E}(A_{n,1}^2)\} = \text{tr}[P\{(h_n h'_n)^2\} - I_{m_n}] = P\{(h'_n h_n)^2\} - m_n.$$

Since  $h'_n h_n = q_n$ , the equality (37) follows.  $\square$

**Lemma A.3.**

$$\mathbb{P}\{P_n(h_n h'_n) \text{ is not invertible}\} \leq n^{-1} P(q_n^2) \quad (38)$$

*Proof.* Since  $\tilde{h} = B_n h_n$  and since  $B_n$  is invertible, the matrix  $P_n(h_n h'_n)$  is invertible if and only if the matrix  $P_n(\tilde{h}_n \tilde{h}'_n)$  is so. Suppose  $P_n(\tilde{h}_n \tilde{h}'_n)$  is not invertible. Then there exists a nonzero vector  $v \in \mathbb{R}^{m_n}$  such that  $P_n(\tilde{h}_n \tilde{h}'_n)v = 0$  and thus  $\{P_n(\tilde{h}_n \tilde{h}'_n) - I_{m_n}\}v = -v$ . It then follows that

$$|P_n(\tilde{h}_n \tilde{h}'_n) - I_{m_n}|_F \geq |P_n(\tilde{h}_n \tilde{h}'_n) - I_{m_n}|_2 \geq 1.$$

But since  $I_{m_n} = P(\tilde{h}_n \tilde{h}'_n)$  by (34), equation (37) yields

$$\begin{aligned} \mathbb{P}\{P_n(h_n h'_n) \text{ is not invertible}\} &\leq \mathbb{P}\{|P_n(\tilde{h}_n \tilde{h}'_n) - I_{m_n}|_F \geq 1\} \\ &\leq \mathbb{E}\{|P_n(\tilde{h}_n \tilde{h}'_n) - I_{m_n}|_F^2\} \leq n^{-1} P(|\tilde{h}_n|^4). \end{aligned}$$

Finally,  $|\tilde{h}_n|^4 = (\tilde{h}'_n \tilde{h}_n)^2 = q_n^2$ .  $\square$

**Lemma A.4.** *If Condition 1 holds, then  $P_n(h_n h'_n)$  and  $P_n(\tilde{h}_n \tilde{h}'_n)$  are invertible with probability tending to one as  $n \rightarrow \infty$  and*

$$|P_n(\tilde{h}_n \tilde{h}'_n)^{-1}|_2 \leq 1 + o_{\mathbb{P}}(1), \quad (39)$$

$$P_n(h'_n) P_n(h_n h'_n)^{-1} P_n(h_n) = O_{\mathbb{P}}(m_n/n). \quad (40)$$

*Proof.* In view of (38), the first part of Condition 1 implies that  $P_n(h_n h'_n)$  and thus  $P_n(\tilde{h}_n \tilde{h}'_n)$  are invertible with probability tending to one.

Write  $J_n = P_n(\tilde{h}_n \tilde{h}'_n)$ . On the event that  $P_n(h_n h'_n)$  is invertible,  $J_n$  is invertible too, and  $J_n^{-1} = I_{m_n} + J_n^{-1}(I_{m_n} - J_n)$  and thus  $|J_n^{-1}|_2 \leq 1 + |J_n^{-1}|_2 |I_{m_n} - J_n|_2$  by multiplicativity of the matrix norm  $|\cdot|_2$ . It follows that, provided  $|I_{m_n} - J_n|_2 < 1$ , we have

$$|J_n^{-1}|_2 \leq \frac{1}{1 - |I_{m_n} - J_n|_2}.$$

Recall that  $B'_n B_n = P(h_n h'_n)^{-1}$ . By an application of (37) to the orthonormalized functions  $\tilde{h}_n = B_n h_n$ , we have

$$\mathbb{E}(|J_n - I_{m_n}|_F^2) \leq n^{-1} P(|\tilde{h}_n|^4) = n^{-1} P(q_n^2) = o(1)$$

as  $n \rightarrow \infty$ , in view of (22). Therefore,  $|I_{m_n} - J_n|_2 \leq |I_{m_n} - J_n|_F = o_{\mathbb{P}}(1)$ . We conclude that  $|J_n^{-1}|_2 \leq 1 + o_{\mathbb{P}}(1)$ .

Secondly, since

$$P_n(h'_n) P_n(h_n h'_n)^{-1} P_n(h_n) = P_n(\tilde{h}'_n) P_n(\tilde{h}_n \tilde{h}'_n)^{-1} P_n(\tilde{h}_n),$$

we have

$$|P_n(h'_n) P_n(h_n h'_n)^{-1} P_n(h_n)| \leq |P_n(\tilde{h}_n)|^2 |J_n^{-1}|_2.$$

We have just shown that  $|J_n^{-1}|_2 = O_{\mathbb{P}}(1)$ . Furthermore,  $|P_n(\tilde{h}_n)|^2 = O_{\mathbb{P}}(m_n/n)$  by (36) and Markov's inequality.  $\square$

Recall that  $f_n = g_n + \varepsilon_n$ , where  $g_n$  is the orthogonal projection of  $f_n$  on the linear subspace of  $L^2(P)$  spanned by  $\{1, h_{n,1}, \dots, h_{n,m_n}\}$ .

**Lemma A.5.** *We have*

$$\mathbb{E}\{|P_n(h_n \varepsilon_n)|^2\} = n^{-1} P(|h_n|^2 \varepsilon_n^2). \quad (41)$$

*If Condition 1 holds, we have therefore*

$$|P_n(\tilde{h}_n \varepsilon_n)| = o_{\mathbb{P}}(m_n^{-1/2} \sigma_n), \quad n \rightarrow \infty. \quad (42)$$

*Proof.* We have

$$|P_n(h_n \varepsilon_n)|^2 = \frac{1}{n^2} \sum_{i=1}^n \sum_{j=1}^n h'_n(X_i) h_n(X_j) \varepsilon_n(X_i) \varepsilon_n(X_j).$$

Since  $P(h_{n,k} \varepsilon_n) = 0$  for all  $k = 1, \dots, m_n$  and since the variables  $X_1, \dots, X_n$  are iid  $P$ , we have  $\mathbb{E}\{|P_n(h_n \varepsilon_n)|^2\} = n^{-1} \mathbb{E}\{h'_n(X_1) h_n(X_1) \varepsilon_n(X_1)^2\}$ , yielding (41).

Apply (41) to  $\tilde{h}_n$ ; since  $|\tilde{h}_n|^2 = \tilde{h}'_n \tilde{h}_n = q_n$ , we find

$$\mathbb{E}\{|P_n(\tilde{h}_n \varepsilon_n)|^2\} = n^{-1} P(|\tilde{h}_n|^2 \varepsilon_n^2) = n^{-1} P(q_n \varepsilon_n^2) = o(m_n^{-1} \sigma_n^2)$$

as  $n \rightarrow \infty$ , by (26). □

*Proof of Theorem 1.* On an event  $E_n$  with probability tending to one,  $P_n(h_n h'_n)$  is invertible and  $P_n(h'_n) P_n(h_n h'_n)^{-1} P_n(h_n)$  is less than 1 (Lemma A.4). On  $E_n$ , the OLS estimator is given by (16). Substitute  $f_n = \mu_n + \beta'_n h_n + \varepsilon_n$  to see that, on  $E_n$ , we have

$$\sqrt{n}(\hat{\mu}_n^{\text{OLS}} - \mu_n) = \sqrt{n} \frac{P_n(\varepsilon_n) - P_n(\varepsilon_n h'_n) P_n(h_n h'_n)^{-1} P_n(h_n)}{1 - P_n(h'_n) P_n(h_n h'_n)^{-1} P_n(h_n)}.$$

By (40), the denominator is  $1 + o_{\mathbb{P}}(1)$  as  $n \rightarrow \infty$ . The second term in the numerator does not change if we replace  $h_n$  by  $\tilde{h}_n$ . Its absolute value is bounded by

$$|P_n(\tilde{h}_n \varepsilon_n)| |P_n(\tilde{h}_n \tilde{h}'_n)^{-1}|_2 |P_n(\tilde{h}_n)| = o_{\mathbb{P}}(m_n^{-1/2} \sigma_n) O_{\mathbb{P}}(1) O_{\mathbb{P}}\{(m_n/n)^{1/2}\} = o_{\mathbb{P}}(n^{-1/2} \sigma_n);$$

here we used (42), (39), and (36), respectively. We find

$$\sqrt{n}(\hat{\mu}_n^{\text{OLS}} - \mu_n) = \sqrt{n}\{1 + o_{\mathbb{P}}(1)\} P_n(\varepsilon_n) + o_{\mathbb{P}}(\sigma_n).$$

Since  $\mathbb{E}\{P_n(\varepsilon_n)^2\} = n^{-1} \sigma_n^2$ , we have  $P_n(\varepsilon_n) = O_{\mathbb{P}}(n^{-1/2} \sigma_n)$ . We conclude that

$$\sqrt{n}(\hat{\mu}_n^{\text{OLS}} - \mu_n) = \sqrt{n} P_n(\varepsilon_n) + o_{\mathbb{P}}(\sigma_n).$$

Divide both sides by  $\sigma_n$  to conclude the proof of Theorem 1. □

*Proof of Theorem 2.* By the Lindeberg–Feller central limit theorem (Kallenberg 2002, Theorem 5.12) applied to the triangular array  $\{\varepsilon_n(X_i) : i = 1, \dots, n\}$  of rowwise iid random variables, Condition 2 is necessary and sufficient for  $(\sqrt{n}/\sigma_n)P_n(\varepsilon_n)$  to be asymptotically standard normal. In view of (23) and Slutsky’s lemma,  $(\sqrt{n}/\sigma_n)P_n(\varepsilon_n)$  is asymptotically standard normal if and only if  $(\sqrt{n}/\sigma_n)(\hat{\mu}_n^{\text{OLS}} - \mu)$  is asymptotically standard normal.

We prove (25). As in the proof of Theorem 1, there is a sequence  $E_n$  of events with probability tending to one such that on  $E_n$ , the matrix  $P_n(h_n h_n')$  is invertible and such that  $P_n(h_n') P_n(h_n h_n')^{-1} P_n(h_n) < 1$ . On  $E_n$ , the OLS estimator of  $\sigma_n^2$  is given by (18). Clearly, we can replace  $h_n$  by  $\tilde{h}_n = B_n h_n$  and find

$$\begin{aligned} \hat{\sigma}_{n,\text{OLS}}^2 &= P_n(\varepsilon_n^2) - P_n(\varepsilon_n \tilde{h}_n') P_n(\tilde{h}_n \tilde{h}_n')^{-1} P_n(\tilde{h}_n \varepsilon_n) \\ &\quad - (\hat{\mu}_n^{\text{OLS}} - \mu)^2 \{1 - P_n(\tilde{h}_n') P_n(\tilde{h}_n \tilde{h}_n')^{-1} P_n(\tilde{h}_n)\}. \end{aligned}$$

The bounds established in the course of the proof of Theorem 1 together with the fact that  $(\hat{\mu}_n^{\text{OLS}} - \mu)^2 = O_{\mathbb{P}}(n^{-1}\sigma_n^2)$  easily yield

$$\hat{\sigma}_{n,\text{OLS}}^2 = P_n(\varepsilon_n^2) + o_{\mathbb{P}}(m_n^{-1}\sigma_n^2).$$

It then suffices to show that  $P_n(\varepsilon_n^2)/\sigma_n^2 = 1 + o_{\mathbb{P}}(1)$ . But this is a consequence of Proposition A.1 below applied to the triangular array  $Y_{n,i} = \varepsilon_n^2(X_i)/\sigma_n^2$ . The Lindeberg condition is exactly condition (43) in that Proposition.  $\square$

**Proposition A.1.** *Let  $\{Y_{n,i} : 1 \leq i \leq n\}$  be a triangular array of nonnegative, rowwise iid random variables with unit expectation. If, as  $n \rightarrow \infty$ , for all  $\delta > 0$ , we have*

$$\mathbb{E}[Y_{n,1} \mathbb{1}\{Y_{n,1} > \delta n\}] = o(1), \quad (43)$$

*then  $n^{-1} \sum_{i=1}^n Y_{n,i} = 1 + o_{\mathbb{P}}(1)$ .*

*Proof.* We apply Durrett (2010, Theorem 2.2.6) with  $a_n = b_n = n$ . We need to check two conditions: (i)  $n\mathbb{P}(Y_{n,1} > n) \rightarrow 0$  and (ii)  $n^{-1}\mathbb{E}[Y_{n,1}^2 \mathbb{1}\{Y_{n,1} \leq n\}] \rightarrow 0$  as  $n \rightarrow \infty$ .

Condition (i) follows at once from  $n\mathbb{P}(Y_{n,1} > n) \leq \mathbb{E}[Y_{n,1} \mathbb{1}\{Y_{n,1} > n\}]$  and (43).

Regarding condition (ii), choose  $\delta \in (0, 1]$  and note that, since  $\mathbb{E}[Y_{n,1}] = 1$ , we have

$$\begin{aligned} n^{-1}\mathbb{E}[Y_{n,1}^2 \mathbb{1}\{Y_{n,1} \leq n\}] &= n^{-1}\mathbb{E}[Y_{n,1}^2 \mathbb{1}\{Y_{n,1} \leq \delta n\}] + n^{-1}\mathbb{E}[Y_{n,1}^2 \mathbb{1}\{\delta n < Y_{n,1} \leq n\}] \\ &\leq \delta + \mathbb{E}[Y_{n,1} \mathbb{1}\{\delta n < Y_{n,1}\}]. \end{aligned}$$

The lim sup as  $n \rightarrow \infty$  is bounded by  $\delta$  because of (43). Since  $\delta$  was arbitrary, condition (ii) follows.  $\square$

## References

- Booth, J. G. & Hobert, J. P. (1999), ‘Maximizing generalized linear mixed model likelihoods with an automated Monte Carlo EM algorithm’, *J. R. Statist. Soc. B* **61**(1), 265–285.
- Brownstone, D. & Train, K. (1998), ‘Forecasting new product penetration with flexible substitution patterns’, *J. Econometrics* **89**(1), 109–129.
- Durrett, R. (2010), *Probability: Theory and Examples*, fourth edn, Cambridge University Press, Cambridge, Cambridge.
- Glasserman, P. (2003), *Monte Carlo Methods in Financial Engineering*, Springer, New York.
- Glynn, P. W. & Szechtman, R. (2002), Some new perspectives on the method of control variates, in ‘Monte Carlo and quasi-Monte Carlo methods, 2000 (Hong Kong)’, Springer, Berlin, pp. 27–49.
- Hesterberg, T. & Nelson, B. (1998), ‘Control variates for probability and quantile estimation’, *Management Sci.* **44**, 1295–1312.
- Kallenberg, O. (2002), *Foundation of Modern Probability*, second edn, Springer, New York.
- Lee, L.-F. (1992), ‘On efficiency of methods of simulated moments and maximum simulated likelihood estimation of discrete response models’, *Econometric Theory* **8**(4), 518–552.
- Liu, Q. & Lee, J. (2017), ‘Black-box importance sampling’, *International Conference on Artificial Intelligence and Statistics* pp. 952–961.
- McCulloch, C. E. (1997), ‘Maximum likelihood algorithms for generalized linear mixed models’, *J. Amer. Statist. Assoc.* **92**(437), 162–170.
- McCulloch, C. E. & Searle, S. R. (2001), *Generalized, linear, and mixed models*, Wiley-Interscience [John Wiley & Sons], New York.
- McFadden, D. (2001), ‘Economic choices’, *The American Economic Review* **91**(3), 351–378.
- McFadden, D. & Ruud, P. A. (1994), ‘Estimation by simulation’, *The Review of Economics and Statistics* **76**(4), 591–608.
- Newey, W. K. (1997), ‘Convergence rates and asymptotic normality for series estimators’, *J. Econometrics* **79**(1), 147–168.



- Novak, E. (2016), Some results on the complexity of numerical integration, in ‘Monte Carlo and Quasi-Monte Carlo Methods’, Springer, pp. 161–183.
- Oates, C. J., Girolami, M. & Chopin, N. (2017), ‘Control functionals for Monte Carlo integration’, *J. R. Statist. Soc. B* **79**(3), 695–718.
- Owen, A. B. (2013), Monte Carlo Theory, Methods and Examples. <http://statweb.stanford.edu/~owen/mc/>.
- Pakes, A. & Pollard, D. (1989), ‘Simulation and the asymptotics of optimization estimators’, *Econometrica* pp. 1027–1057.
- Train, K. E. (2009), *Discrete choice methods with simulation*, second edn, Cambridge University Press, Cambridge.
- Wang, H. & Xiang, S. (2012), ‘On the convergence rates of Legendre approximation’, *Math. Comp.* **81**(278), 861–877.