

Randomized Linear Algebra Approaches to Estimate the Von Neumann Entropy of Density Matrices

Eugenia-Maria Kontopoulou ^{*} Ananth Grama [†] Wojciech Szpankowski [‡]
 Petros Drineas [§]

December 3, 2024

Abstract

The *von Neumann entropy*, named after John von Neumann, is the extension of classical entropy concepts to the field of quantum mechanics and, from a numerical perspective, can be computed simply by computing all the eigenvalues of a density matrix, an operation that could be prohibitively expensive for large-scale density matrices. We present and analyze two randomized algorithms to approximate the von Neumann entropy of density matrices: our algorithms leverage recent developments in the Randomized Numerical Linear Algebra (RandNLA) literature, such as randomized trace estimators, provable bounds for the power method, and the use of Taylor series and Chebyshev polynomials to approximate matrix functions. Both algorithms come with provable accuracy guarantees and our experimental evaluations support our theoretical findings showing considerable speedup with small accuracy loss.

1 Introduction

Entropy is a fundamental quantity in many areas of science and engineering. The *von Neumann entropy*, named after John von Neumann, is the extension of classical entropy concepts to the field of quantum mechanics, and its foundations can be traced to von Neumann's work on *Mathematische Grundlagen der Quantenmechanik*¹. In his work, Von Neumann introduced the notion of the *density matrix*, which facilitated the extension of the tools of classical statistical mechanics to the quantum domain in order to develop a theory of quantum measurements.

From a mathematical perspective (see Section 1.1 for details) the density matrix \mathbf{R} is a symmetric positive semidefinite matrix in $\mathbb{R}^{n \times n}$ with unit trace. Let p_i , $i = 1 \dots n$ be the eigenvalues of \mathbf{R} ; then, the entropy of \mathbf{R} is defined as²

$$\mathcal{H}(\mathbf{R}) = - \sum_{i=1}^n p_i \ln p_i. \quad (1)$$

The above definition is a proper extension of both the Gibbs entropy and the Shannon entropy to the quantum case and implies an obvious algorithm to compute $\mathcal{H}(\mathbf{R})$ by first computing the eigendecomposition of \mathbf{R} ; known algorithms for this task necessitate $\mathcal{O}(n^3)$ time [3]. Clearly, as n grows, such running times are impractical. For example, [10] describes an entangled two-photon state generated by spontaneous parametric down-conversion, which can result in a density matrix with $n \approx 10^8$.

Motivated by the above discussion, we seek numerical algorithms that approximate the von Neumann entropy of large density matrices, e.g., symmetric positive definite matrices with unit trace, faster than

^{*}Purdue University. West Lafayette, IN. Email: ekontopo@purdue.edu.

[†]Purdue University. West Lafayette, IN. Email: ayg@cs.purdue.edu.

[‡]Purdue University. West Lafayette, IN. Email: spa@cs.purdue.edu.

[§]Purdue University. West Lafayette, IN. Email: pdrineas@purdue.edu.

¹Originally published in German in 1932; published in English under the title *Mathematical Foundations of Quantum Mechanics* in 1955.

² \mathbf{R} is symmetric positive semidefinite and thus all its eigenvalues are non-negative. If p_i is equal to zero we set $p_i \ln p_i$ to zero as well.

the trivial $\mathcal{O}(n^3)$ approach. Our algorithms build upon recent developments in the field of Randomized Numerical Linear Algebra (RandNLA), an interdisciplinary research area that exploits randomization as a computational resource to develop improved algorithms for large-scale linear algebra problems. Indeed, our work here focuses at the intersection of RandNLA and information theory, delivering novel randomized linear algebra algorithms and related quality-of-approximation results for a fundamental information-theoretic metric.

1.1 Background

We will focus on finite-dimensional function (state) spaces. In this setting, the density matrix \mathbf{R} represents the statistical mixture of pure states and has the form

$$\mathbf{R} = \sum_{i=1}^k p_i \boldsymbol{\psi}_i \boldsymbol{\psi}_i^T \in \mathbb{R}^{n \times n}. \quad (2)$$

The vectors $\boldsymbol{\psi}_i \in \mathbb{R}^n$ for $i = 1 \dots k$ represent the $k \leq n$ pure states and can be assumed to be pairwise orthogonal and normal while the p_i 's correspond to the probability of each state and satisfy $p_i > 0$ and $\sum_{i=1}^k p_i = 1$. From a linear algebraic perspective, eqn. (2) can be rewritten as

$$\mathbf{R} = \boldsymbol{\Psi} \boldsymbol{\Sigma}_p \boldsymbol{\Psi}^T \in \mathbb{R}^{n \times n}, \quad (3)$$

where $\boldsymbol{\Psi} \in \mathbb{R}^{n \times k}$ is the matrix whose columns are the vectors $\boldsymbol{\psi}_i$ and $\boldsymbol{\Sigma}_p \in \mathbb{R}^{k \times k}$ is a diagonal matrix whose entries are the (positive) p_i 's. Given our assumptions for $\boldsymbol{\psi}_i$, $\boldsymbol{\Psi}^T \boldsymbol{\Psi} = \mathbf{I}$; also \mathbf{R} is symmetric positive semidefinite with its non-zero eigenvalues equal to the p_i and corresponding left/right singular vectors equal to the $\boldsymbol{\psi}_i$'s; and $\text{tr}(\mathbf{R}) = \sum_{i=1}^k p_i = 1$. Notice that eqn. (3) essentially reveals the (thin) Singular Value Decomposition (SVD) [3] of \mathbf{R} . The Von Neumann entropy of \mathbf{R} , denoted by $\mathcal{H}(\mathbf{R})$ is equal to (see also eqn. (1))

$$\mathcal{H}(\mathbf{R}) = - \sum_{i, p_i > 0} p_i \ln p_i = -\text{tr}(\mathbf{R} \ln \mathbf{R}). \quad (4)$$

The second equality follows from the definition of matrix functions [5]. More precisely, we overload notation and consider the full SVD of \mathbf{R} , namely $\mathbf{R} = \boldsymbol{\Psi} \boldsymbol{\Sigma}_p \boldsymbol{\Psi}^T$, where $\boldsymbol{\Psi} \in \mathbb{R}^{n \times n}$ is an orthogonal matrix whose top k columns correspond to the k pure states and the bottom $n-k$ columns are chosen so that $\boldsymbol{\Psi} \boldsymbol{\Psi}^T = \boldsymbol{\Psi}^T \boldsymbol{\Psi} = \mathbf{I}_n$. Here $\boldsymbol{\Sigma}_p$ is a diagonal matrix whose bottom $n-k$ diagonal entries are set to zero. Let $h(x) = x \ln x$ for any $x > 0$ and let $h(0) = 0$. Then, using the cyclical property of the trace and the definition of $h(x)$,

$$- \sum_{i, p_i > 0} p_i \ln p_i = -\text{tr}(\boldsymbol{\Psi} h(\boldsymbol{\Sigma}_p) \boldsymbol{\Psi}^T) = -\text{tr}(h(\mathbf{R})) = -\text{tr}(\mathbf{R} \ln \mathbf{R}). \quad (5)$$

We conclude the section by noting that our algorithms will use two tools (described, for the sake of completeness, in the Appendix) that appeared in prior work. The first tool is the power method, with a provable analysis that first appeared in [9]. The second tool is a provably accurate trace estimation algorithm for symmetric positive semidefinite matrices that appeared in [1].

1.2 Our contributions

We present and analyze two randomized algorithms to approximate the von Neumann entropy of density matrices, leveraging two different polynomial approximations of the matrix function $\mathcal{H}(\mathbf{R}) = -\text{tr}(\mathbf{R} \ln \mathbf{R})$: the first approximation uses a Taylor series expansion while the second approximation uses Chebyshev polynomials. Both algorithms return, with high probability, relative-error approximations to the true entropy of the input density matrix, under certain assumptions. More specifically, in both cases, we need to assume that the input density matrix has n non-zero eigenvalues, or, equivalently, that the probabilities p_i , $i = 1 \dots n$, corresponding to the underlying n pure states are non-zero. The running time of both algorithms is proportional to the sparsity of the input density matrix and depends (see Theorems 1 and 3 for precise statements) on, roughly, the ratio of the largest to the smallest probability p_1/p_n (recall that the smallest probability is assumed to be non-zero), as well as the desired accuracy.

From a technical perspective, the theoretical analysis of both algorithms proceeds by combining the power of polynomial approximations, either using Taylor series or Chebyshev polynomials, to matrix functions, combined with randomized trace estimators. A provably accurate variant of the power method is used to estimate the largest probability p_1 . If this estimate is significantly smaller than one, it can improve the running times of the proposed algorithms (see discussion after Theorem 1). We note that while the power method introduces an additional $nnz(\mathbf{R})\log(n)$ term in the running time, in practice, its computational overhead is negligible.

Finally, in Section 4, we present a detailed evaluation of our algorithms on synthetic density matrices of various sizes, generated using Matlab’s QETLAB toolbox [7]. For some of the larger matrices that were used in our evaluations, the exact computation of the entropy takes hours, whereas our algorithms return approximations with relative errors well below 0.5% in only a few minutes.

1.3 Prior work

To the best of our knowledge, prior to this work, the only non-trivial algorithm to approximate the von Neumann entropy of a density matrix appeared in [10]. Their approach is essentially the same as our approach in Section 3. Indeed, our algorithm in Section 3 was inspired by their approach. However, our analysis is somewhat different and, overall, much tighter, leveraging a provably accurate variant of the power method as well as provably accurate trace estimators to derive a relative error approximation to the entropy of a density matrix, under appropriate assumptions. A detailed, technical comparison between our results in Section 3 and the work of [10] is delegated to Section 3.3.

We also note the recent work in [2], which used Taylor approximations to matrix functions to estimate the log determinant of symmetric positive definite matrices (see also Section 1.2 of [2] for an overview of prior work on approximating matrix functions via Taylor series). Finally, the work of [4] used a Chebyshev polynomial approximation to estimate the log determinant of a matrix and is reminiscent of our approach in Section 3 and, of course, the work of [10].

2 An approach via Taylor series

Our first approach to approximate the von Neumann entropy of a density matrix uses a Taylor series expansion to approximate the logarithm of a matrix, combined with a relative-error trace estimator for symmetric positive semi-definite matrices and the power method to upper bound the largest singular value of a matrix.

2.1 Algorithm and Main Theorem

Our main result is an analysis of Algorithm 1 (see below) that guarantees relative error approximation to the entropy of the density matrix \mathbf{R} , under the assumption that $\mathbf{R} = \sum_{i=1}^n p_i \psi_i \psi_i^T \in \mathbb{R}^{n \times n}$ has n pure states with $0 < \ell \leq p_i$ for all $i = 1 \dots n$. The following theorem is our main quality-of-approximation result

Algorithm 1 A Taylor series approach to estimate the entropy.

- 1: **INPUT:** $\mathbf{R} \in \mathbb{R}^{n \times n}$, accuracy parameter $\varepsilon > 0$, and integer $m > 0$.
- 2: Estimate \tilde{p}_1 using Algorithm 3 (see Appendix) with $t = \mathcal{O}(\ln n)$ and $q = \mathcal{O}(\ln(1/\delta))$.
- 3: Set $u = \min\{1, 6\tilde{p}_1\}$.
- 4: Set $p = \lceil 20 \ln(2/\delta)/\varepsilon^2 \rceil$.
- 5: Let $\mathbf{g}_1, \mathbf{g}_2, \dots, \mathbf{g}_p \in \mathbb{R}^n$ be i.i.d. random Gaussian vectors.
- 6: **OUTPUT:** return

$$\hat{\mathcal{H}}(\mathbf{R}) = \ln u^{-1} + \frac{1}{p} \sum_{i=1}^p \sum_{k=1}^m \frac{\mathbf{g}_i^T \mathbf{R} (\mathbf{I}_n - u^{-1} \mathbf{R})^k \mathbf{g}_i}{k}.$$

for Algorithm 1.

Theorem 1. Let \mathbf{R} be a density matrix such that all probabilities p_i , $i = 1 \dots n$ satisfy $0 < \ell \leq p_i$. Let u be computed as in Algorithm 1 and let $\widehat{\mathcal{H}}(\mathbf{R})$ be the output of Algorithm 1 on inputs \mathbf{R} , m , and $\epsilon < 1$; Then, with probability at least $1 - 2\delta$,

$$\left| \widehat{\mathcal{H}}(\mathbf{R}) - \mathcal{H}(\mathbf{R}) \right| \leq 2\epsilon \mathcal{H}(\mathbf{R}),$$

by setting $m = \left\lceil \frac{u}{\ell} \ln \frac{1}{\epsilon} \right\rceil$. The algorithm runs in time

$$\mathcal{O} \left(\frac{u}{\ell} \cdot \frac{\ln(1/\epsilon) \ln(1/\delta)}{\epsilon^2} \cdot \text{nnz}(\mathbf{R}) + \ln(n) \cdot \ln(1/\delta) \cdot \text{nnz}(\mathbf{R}) \right).$$

A few remarks are necessary to better understand the above theorem. First, ℓ could be set to p_n , the smallest of the probabilities corresponding to the n pure states of the density matrix \mathbf{R} . Second, it should be obvious that u in Algorithm 1 could be simply set to one and thus we could avoid calling Algorithm 3 to estimate p_1 by \tilde{p}_1 and thus compute u . However, if p_1 is small, then u could be significantly smaller than one, thus reducing the running time of Algorithm 1, which depends on the ratio u/ℓ . Third, ideally, if both p_1 and p_n were used instead of u and ℓ , respectively, the running time of the algorithm would scale with the ratio p_1/p_n . Fourth, even though the overhead of the power method (the second term in the running time expression) appears to dominate, at least asymptotically, it is negligible in practice.

2.2 Proof of Theorem 1

We now prove Theorem 1, which analyzes the performance of Algorithm 1. Our first lemma presents a simple expression for $\mathcal{H}(\mathbf{R})$ using a Taylor series expansion.

Lemma 2. Let $\mathbf{R} \in \mathbb{R}^{n \times n}$ be a symmetric positive definite matrix with unit trace and whose eigenvalues lie in the interval $[\ell, u]$, for some $0 < \ell \leq u \leq 1$. Then,

$$\mathcal{H}(\mathbf{R}) = \ln u^{-1} + \sum_{k=1}^{\infty} \frac{\text{tr}(\mathbf{R}(\mathbf{I}_n - u^{-1}\mathbf{R})^k)}{k}.$$

Proof. From the definition of the von Neumann entropy and a Taylor expansion,

$$\begin{aligned} \mathcal{H}(\mathbf{R}) &= -\text{tr}(\mathbf{R} \ln(uu^{-1}\mathbf{R})) = -\text{tr}((\ln u)\mathbf{R}) - \text{tr}(\mathbf{R} \ln(\mathbf{I}_n - (\mathbf{I}_n - u^{-1}\mathbf{R}))) \\ &= \ln u^{-1} - \text{tr} \left(-\mathbf{R} \sum_{k=1}^{\infty} \frac{(\mathbf{I}_n - u^{-1}\mathbf{R})^k}{k} \right) \\ &= \ln u^{-1} + \sum_{k=1}^{\infty} \frac{\text{tr}(\mathbf{R}(\mathbf{I}_n - u^{-1}\mathbf{R})^k)}{k}. \end{aligned} \tag{6}$$

Eqn. (6) follows since \mathbf{R} has unit trace and from a Taylor expansion: indeed, $\ln(\mathbf{I}_n - \mathbf{A}) = -\sum_{k=1}^{\infty} \mathbf{A}^k/k$ for a symmetric matrix \mathbf{A} whose eigenvalues are all in the interval $(-1, 1)$. We note that the eigenvalues of $\mathbf{I}_n - u^{-1}\mathbf{R}$ are in the interval $[0, 1 - (\ell/u)]$, whose upper bound is strictly less than one since, by our assumptions, $\ell/u > 0$. \square

We now proceed to prove Theorem 1. We will condition our analysis on Algorithm 3 being successful, which happens with probability at least $1 - \delta$. In this case, $u = \min\{1, 6\tilde{p}_1\}$ is an upper bound for all probabilities p_i . For notational convenience, set $\mathbf{C} = \mathbf{I}_n - u^{-1}\mathbf{R}$. We start by manipulating $\Delta = \left| \widehat{\mathcal{H}}(\mathbf{R}) - \mathcal{H}(\mathbf{R}) \right|$

as follows:

$$\begin{aligned}
\Delta &= \left| \sum_{k=1}^m \frac{1}{k} \cdot \frac{1}{p} \sum_{i=1}^p \mathbf{g}_i^\top \mathbf{R} \mathbf{C}^k \mathbf{g}_i - \sum_{k=1}^m \frac{1}{k} \text{tr}(\mathbf{R} \mathbf{C}^k) \right| \\
&\leq \left| \sum_{k=1}^m \frac{1}{k} \cdot \frac{1}{p} \sum_{i=1}^p \mathbf{g}_i^\top \mathbf{R} \mathbf{C}^k \mathbf{g}_i - \sum_{k=1}^m \frac{1}{k} \text{tr}(\mathbf{R} \mathbf{C}^k) \right| + \left| \sum_{k=m+1}^{\infty} \frac{1}{k} \text{tr}(\mathbf{R} \mathbf{C}^k) \right| \\
&= \underbrace{\left| \frac{1}{p} \sum_{i=1}^p \mathbf{g}_i^\top \left(\sum_{k=1}^m \mathbf{R} \mathbf{C}^k / k \right) \mathbf{g}_i - \text{tr} \left(\sum_{k=1}^m \frac{1}{k} \mathbf{R} \mathbf{C}^k \right) \right|}_{\Delta_1} + \underbrace{\left| \sum_{k=m+1}^{\infty} \text{tr}(\mathbf{R} \mathbf{C}^k) / k \right|}_{\Delta_2}.
\end{aligned}$$

We now bound the two terms Δ_1 and Δ_2 separately. We start with Δ_1 : the idea is to apply Lemma 6 on the matrix $\sum_{k=1}^m \mathbf{R} \mathbf{C}^k / k$ with $p = \lceil 20 \ln(2/\delta) / \epsilon^2 \rceil$. Hence, with probability at least $1 - \delta$:

$$\Delta_1 \leq \epsilon \cdot \text{tr} \left(\sum_{k=1}^m \mathbf{R} \mathbf{C}^k / k \right) \leq \epsilon \cdot \text{tr} \left(\sum_{k=1}^{\infty} \mathbf{R} \mathbf{C}^k / k \right). \quad (7)$$

A subtle point in applying Lemma 6 is that the matrix $\sum_{k=1}^m \mathbf{R} \mathbf{C}^k / k$ must be symmetric positive semidefinite. To prove this, let the SVD of \mathbf{R} be $\mathbf{R} = \Psi \Sigma_p \Psi^T$, where all three matrices are in $\mathbb{R}^{n \times n}$ and the diagonal entries of Σ_p are in the interval $[\ell, u]$. Then, it is easy to see that $\mathbf{C} = \mathbf{I}_n - u^{-1} \mathbf{R} = \Psi (\mathbf{I}_n - u^{-1} \Sigma_p) \Psi^T$ and $\mathbf{R} \mathbf{C}^k = \Psi \Sigma_p (\mathbf{I}_n - u^{-1} \Sigma_p)^k \Psi^T$, where the diagonal entries of $\mathbf{I}_n - u^{-1} \Sigma_p$ are non-negative, since the largest entry in Σ_p is upper bounded by u . This proves that $\mathbf{R} \mathbf{C}^k$ is symmetric positive semidefinite for any k , a fact which will be useful throughout the proof. Now,

$$\sum_{k=1}^m \mathbf{R} \mathbf{C}^k / k = \Psi \left(\Sigma_p \sum_{k=1}^m (\mathbf{I}_n - u^{-1} \Sigma_p)^k / k \right) \Psi^T,$$

which shows that the matrix of interest is symmetric positive semidefinite. Additionally, since $\mathbf{R} \mathbf{C}^k$ is symmetric positive semidefinite, its trace is non-negative, which proves the second inequality in eqn. (7) as well. We proceed to bound Δ_2 as follows:

$$\begin{aligned}
\Delta_2 &= \left| \sum_{k=m+1}^{\infty} \text{tr}(\mathbf{R} \mathbf{C}^k) / k \right| = \left| \sum_{k=m+1}^{\infty} \text{tr}(\mathbf{R} \mathbf{C}^m \mathbf{C}^{k-m}) / k \right| \\
&= \left| \sum_{k=m+1}^{\infty} \text{tr}(\mathbf{C}^m \mathbf{C}^{k-m} \mathbf{R}) / k \right| \leq \left| \sum_{k=m+1}^{\infty} \|\mathbf{C}^m\|_2 \cdot \text{tr}(\mathbf{C}^{k-m} \mathbf{R}) / k \right| \quad (8)
\end{aligned}$$

$$= \|\mathbf{C}^m\|_2 \cdot \left| \sum_{k=m+1}^{\infty} \text{tr}(\mathbf{R} \mathbf{C}^{k-m}) / k \right| \leq \|\mathbf{C}^m\|_2 \cdot \left| \sum_{k=1}^{\infty} \text{tr}(\mathbf{R} \mathbf{C}^k) / k \right| \quad (9)$$

$$\leq \left(1 - \frac{\ell}{u} \right)^m \sum_{k=1}^{\infty} \text{tr}(\mathbf{R} \mathbf{C}^k) / k. \quad (10)$$

To prove eqn. (8), we used von Neumann's trace inequality³. Eqn. (8) now follows since $\mathbf{C}^{k-m} \mathbf{R}$ is symmetric positive semidefinite⁴. To prove eqn. (9), we used the fact that $\text{tr}(\mathbf{R} \mathbf{C}^k) / k \geq 0$ for any $k \geq 1$. Finally, to prove eqn. (10), we used the fact that $\|\mathbf{C}\|_2 = \|\mathbf{I}_n - u^{-1} \Sigma_p\|_2 \leq 1 - \ell/u$ since the smallest entry in Σ_p is at least ℓ by our assumptions. We also removed unnecessary absolute values since $\text{tr}(\mathbf{R} \mathbf{C}^k) / k$ is non-negative for any positive integer k .

³Indeed, for any two matrices \mathbf{A} and \mathbf{B} , $\text{tr}(\mathbf{A} \mathbf{B}) \leq \sum_i \sigma_i(\mathbf{A}) \sigma_i(\mathbf{B})$, where $\sigma_i(\mathbf{A})$ (respectively $\sigma_i(\mathbf{B})$) denotes the i -th singular value of \mathbf{A} (respectively \mathbf{B}). Since $\|\mathbf{A}\|_2 = \sigma_1(\mathbf{A})$ (its largest singular value), this implies that $\text{tr}(\mathbf{A} \mathbf{B}) \leq \|\mathbf{A}\|_2 \sum_i \sigma_i(\mathbf{B})$; if \mathbf{B} is symmetric positive semidefinite, $\text{tr}(\mathbf{B}) = \sum_i \sigma_i(\mathbf{B})$.

⁴This can be proven using an argument similar to the one used to prove eqn. (7).

Combining the bounds for Δ_1 and Δ_2 gives

$$\left| \widehat{\mathcal{H}}(\mathbf{R}) - \mathcal{H}(\mathbf{R}) \right| \leq \left(\epsilon + \left(1 - \frac{\ell}{u} \right)^m \right) \sum_{k=1}^{\infty} \frac{\text{tr}(\mathbf{R}\mathbf{C}^k)}{k}.$$

We have already proven in Lemma 2 that

$$\sum_{k=1}^{\infty} \frac{\text{tr}(\mathbf{R}\mathbf{C}^k)}{k} \leq \mathcal{H}(\mathbf{R}) - \ln u^{-1} \leq \mathcal{H}(\mathbf{R}),$$

where the last inequality follows since $u \leq 1$. Collecting our results, we get

$$\left| \widehat{\mathcal{H}}(\mathbf{R}) - \mathcal{H}(\mathbf{R}) \right| \leq \left(\epsilon + \left(1 - \frac{\ell}{u} \right)^m \right) \mathcal{H}(\mathbf{R}).$$

Setting

$$m = \left\lceil \frac{u}{\ell} \ln \frac{1}{\epsilon} \right\rceil$$

and using $(1 - x^{-1})^x \leq e^{-1}$ ($x > 0$), guarantees that $(1 - \ell/u)^m \leq \epsilon$ and concludes the proof of the theorem. We note that the failure probability of the algorithm is at most 2δ (the sum of the failure probabilities of the power method and the trace estimation algorithm). Finally, we discuss the running time of Algorithm 1, which is equal to $\mathcal{O}(p \cdot m \cdot \text{nnz}(\mathbf{R}))$. Since $p = \mathcal{O}\left(\frac{\ln(1/\delta)}{\epsilon^2}\right)$ and $m = \mathcal{O}\left(\frac{u \ln(1/\epsilon)}{\ell}\right)$, the running time becomes (after accounting for the running time of Algorithm 3)

$$\mathcal{O}\left(\frac{u}{\ell} \cdot \frac{\ln(1/\epsilon) \ln(1/\delta)}{\epsilon^2} \cdot \text{nnz}(\mathbf{R}) + \ln(n) \cdot \ln(1/\delta) \cdot \text{nnz}(\mathbf{R})\right).$$

3 An approach via Chebyshev polynomials

Our second approach is to use a Chebyshev polynomial-based approximation scheme to estimate the entropy of a density matrix. Our approach follows the work of [10], but our analysis uses the trace estimators of [1] and Algorithm 3 and its analysis. Importantly, we present conditions under which the proposed approach is competitive with the approach of Section 2.

3.1 Algorithm and Main Theorem

The proposed algorithm leverages the fact that the von Neumann entropy of a density matrix \mathbf{R} is equal to the (negative) trace of the matrix function $\mathbf{R} \ln \mathbf{R}$ and approximates the function $\mathbf{R} \ln \mathbf{R}$ by a sum of Chebyshev polynomials; then, the trace of the resulting matrix is estimated using the trace estimator of [1].

Let $f_m(x) = \sum_{t=0}^m \alpha_t \mathcal{T}_t(x)$ with $\alpha_0 = \frac{u}{2} (\ln \frac{u}{4} + 1)$, $\alpha_1 = \frac{u}{4} (2 \ln \frac{u}{4} + 3)$, and $\alpha_t = \frac{(-1)^t u}{t^3 - t}$ for $t \geq 2$. Let $\mathcal{T}_t(x) = \cos(t \cdot \arccos((2/u)x - 1))$ and $x \in [0, u]$ be the Chebyshev polynomials of the first kind for any integer $t > 0$. Algorithm 2 computes u (an upper bound estimate for the largest probability p_1 of the density matrix \mathbf{R}) and then computes $f_m(\mathbf{R})$ and estimates its trace. We note that the computation $\mathbf{g}_i^\top f_m(\mathbf{R}) \mathbf{g}_i$ can be done efficiently using Clenshaw's algorithm; see Appendix C for the well-known approach.

Our main result is an analysis of Algorithm 2 that guarantees a relative error approximation to the entropy of the density matrix \mathbf{R} , under the assumption that $\mathbf{R} = \sum_{i=1}^n p_i \psi_i \psi_i^\top \in \mathbb{R}^{n \times n}$ has n pure states with $0 < \ell \leq p_i$ for all $i = 1 \dots n$. The following theorem is our main quality-of-approximation result for Algorithm 2.

Theorem 3. *Let \mathbf{R} be a density matrix such that all probabilities p_i , $i = 1 \dots n$ satisfy $0 < \ell \leq p_i$. Let u be computed as in Algorithm 1 and let $\widehat{\mathcal{H}}(\mathbf{R})$ be the output of Algorithm 2 on inputs \mathbf{R} , m , and $\epsilon < 1$; Then, with probability at least $1 - 2\delta$,*

$$\left| \widehat{\mathcal{H}}(\mathbf{R}) - \mathcal{H}(\mathbf{R}) \right| \leq 3\epsilon \mathcal{H}(\mathbf{R}),$$

Algorithm 2 A Chebyshev polynomial-based approach to estimate the entropy.

- 1: **INPUT:** $\mathbf{R} \in \mathbb{R}^{n \times n}$, accuracy parameter $\varepsilon > 0$, and integer $m > 0$.
 - 2: Estimate \tilde{p}_1 using Algorithm 3 (see Appendix) with $t = \mathcal{O}(\ln n)$ and $q = \mathcal{O}(\ln(1/\delta))$.
 - 3: Set $u = \min\{1, 6\tilde{p}_1\}$.
 - 4: Set $p = \lceil 20 \ln(2/\delta) / \varepsilon^2 \rceil$.
 - 5: Let $\mathbf{g}_1, \mathbf{g}_2, \dots, \mathbf{g}_p \in \mathbb{R}^n$ be i.i.d. random Gaussian vectors.
 - 6: **OUTPUT:** $\hat{\mathcal{H}}(\mathbf{R}) = -\frac{1}{p} \sum_{i=1}^p \mathbf{g}_i^\top f_m(\mathbf{R}) \mathbf{g}_i$.
-

by setting $m = \sqrt{\frac{u}{2\varepsilon \ell \ln(1/(1-\ell))}}$. The algorithm runs in time

$$\mathcal{O} \left(\sqrt{\frac{u}{\ell \ln(1/(1-\ell))}} \cdot \frac{\ln(1/\delta)}{\varepsilon^{2.5}} \cdot nnz(\mathbf{R}) + \ln(n) \cdot \ln(1/\delta) \cdot nnz(\mathbf{R}) \right).$$

The similarities between Theorems 1 and 3 are obvious: same assumptions and directly comparable accuracy guarantees. The only difference is in the running times: the Taylor series approach has a milder dependency on ε , while the Chebyshev-based approximation has a milder dependency on the ratio u/ℓ , which controls the behavior of the probabilities p_i . We also note that the discussion following Theorem 1 is also applicable here.

3.2 Proof of Theorem 3

We will condition our analysis on Algorithm 3 being successful, which happens with probability at least $1 - \delta$. In this case, $u = \min\{1, 6\tilde{p}_1\}$ is an upper bound for all probabilities p_i . We now recall (from Section 1.1) the definition of the function $h(x) = x \ln x$ for any real $x \in (0, 1]$, with $h(0) = 0$. Let $\mathbf{R} = \mathbf{\Psi} \mathbf{\Sigma}_p \mathbf{\Psi}^T \in \mathbb{R}^{n \times n}$ be the density matrix, where both $\mathbf{\Sigma}_p$ and $\mathbf{\Psi}$ are matrices in $\mathbb{R}^{n \times n}$. Notice that the diagonal entries of $\mathbf{\Sigma}_p$ are the p_i s and they satisfy $0 < \ell \leq p_i \leq u \leq 1$ for all $i = 1 \dots n$.

Using the definitions of matrix functions from [5], we can now define $h(\mathbf{R}) = \mathbf{\Psi} h(\mathbf{\Sigma}_p) \mathbf{\Psi}^T$, where $h(\mathbf{\Sigma}_p)$ is a diagonal matrix in $\mathbb{R}^{n \times n}$ with entries equal to $h(p_i)$ for all $i = 1 \dots n$. We now restate Proposition 3.1 from [10] in the context of our work, using our notation.

Lemma 4. *The function $h(x)$ in the interval $[0, u]$ can be approximated by*

$$f_m(x) = \sum_{t=0}^m \alpha_t \mathcal{T}_t(x),$$

where $\alpha_0 = \frac{u}{2} (\ln \frac{u}{4} + 1)$, $\alpha_1 = \frac{u}{4} (2 \ln \frac{u}{4} + 3)$, and $\alpha_t = \frac{(-1)^t u}{t^3 - t}$ for $t \geq 2$. For any $m \geq 1$,

$$|h(x) - f_m(x)| \leq \frac{u}{2m(m+1)} \leq \frac{u}{2m^2},$$

for $x \in [0, u]$.

In the above, $\mathcal{T}_t(x) = \cos(t \cdot \arccos((2/u)x - 1))$ for any integer $t \geq 0$ and $x \in [0, u]$. Notice that the function $(2/u)x - 1$ essentially maps the interval $[0, u]$, which is the interval of interest for the function $h(x)$, to $[-1, 1]$, which is the interval over which Chebyshev polynomials are commonly defined. The above theorem exploits the fact that the Chebyshev polynomials form an orthonormal basis for the space of functions over the interval $[-1, 1]$.

We now move on to approximate the entropy $\mathcal{H}(\mathbf{R})$ using the function $f_m(x)$. First,

$$\begin{aligned} -\text{tr}(f_m(\mathbf{R})) &= -\text{tr} \left(\sum_{t=0}^m \alpha_t \mathcal{T}_t(\mathbf{R}) \right) = -\text{tr} \left(\sum_{t=0}^m \alpha_t \mathbf{\Psi} \mathcal{T}_t(\mathbf{\Sigma}_p) \mathbf{\Psi}^T \right) \\ &= -\sum_{t=0}^m \alpha_t \text{tr}(\mathcal{T}_t(\mathbf{\Sigma}_p)) = -\sum_{t=0}^m \alpha_t \sum_{i=1}^n \mathcal{T}_t(p_i) \\ &= -\sum_{i=1}^n \sum_{t=0}^m \alpha_t \mathcal{T}_t(p_i). \end{aligned} \tag{11}$$

Recall from Section 1.1 that $\mathcal{H}(\mathbf{R}) = -\sum_{i=1}^n h(p_i)$. We can now bound the difference between $\mathbf{tr}(-f_m(\mathbf{R}))$ and $\mathcal{H}(\mathbf{R})$. Indeed,

$$\begin{aligned} |\mathcal{H}(\mathbf{R}) - \mathbf{tr}(-f_m(\mathbf{R}))| &= \left| -\sum_{i=1}^n h(p_i) + \sum_{i=1}^n \sum_{t=0}^m \alpha_t \mathcal{T}_t(p_i) \right| \\ &\leq \sum_{i=1}^n \left| h(p_i) - \sum_{t=0}^m \alpha_t \mathcal{T}_t(p_i) \right| \\ &\leq \frac{nu}{2m^2}. \end{aligned} \quad (12)$$

The last inequality follows by the final bound in Lemma 4, since all p_i 's are in the interval $[0, u]$. Recall that we also assumed that all p_i s are lower-bounded by $\ell > 0$ and thus

$$\mathcal{H}(\mathbf{R}) = \sum_{i=1}^n p_i \ln \frac{1}{p_i} \geq n\ell \ln \frac{1}{1-\ell}. \quad (13)$$

We note that the upper bound on the p_i s follows since the smallest p_i is at least $\ell > 0$ and thus the largest p_i cannot exceed $1 - \ell < 1$. We note that we cannot use the upper bound u in the above formula, since u could be equal to one; $1 - \ell$ is always strictly less than one but it cannot be a priori computed (and thus cannot be used in Algorithm 2), since ℓ is not a priori known. We can now restate the bound of eqn. (12) as follows:

$$|\mathcal{H}(\mathbf{R}) - \mathbf{tr}(-f_m(\mathbf{R}))| \leq \frac{u}{2m^2 \ell \ln(1/(1-\ell))} \mathcal{H}(\mathbf{R}) \leq \epsilon \mathcal{H}(\mathbf{R}), \quad (14)$$

where the last inequality follows by setting

$$m = \sqrt{\frac{u}{2\epsilon \ell \ln(1/(1-\ell))}}. \quad (15)$$

Next, we argue that the matrix $-f_m(\mathbf{R})$ is symmetric positive semidefinite (under our assumptions) and thus one can apply Lemma 6 to estimate its trace. We note that

$$-f_m(\mathbf{R}) = \mathbf{\Psi}(-f_m(\mathbf{\Sigma}_p))\mathbf{\Psi}^T,$$

which trivially proves the symmetry of $-f_m(\mathbf{R})$ and also shows that its eigenvalues are equal to $-f_m(p_i)$ for all $i = 1 \dots n$. We now bound

$$\begin{aligned} \left| (-f_m(p_i)) - p_i \ln \frac{1}{p_i} \right| &= |-f_m(p_i) + p_i \ln p_i| \\ &= |p_i \ln p_i - f_m(p_i)| \\ &\leq \frac{u}{2m^2} \leq \epsilon \ell \ln \frac{1}{1-\ell}, \end{aligned}$$

where the inequalities follow from Lemma 4 and our choice for m from eqn. (15). This inequality holds for all $i = 1 \dots n$ and implies that

$$-f_m(p_i) \geq p_i \ln \frac{1}{p_i} - \epsilon \ell \ln \frac{1}{1-\ell} \geq (1-\epsilon)\ell \ln \frac{1}{1-\ell},$$

using our upper ($1 - \ell < 1$) and lower ($\ell > 0$) bounds on the p_i s. Now $\epsilon \leq 1$ proves that $-f_m(p_i)$ are non-negative for all $i = 1 \dots n$ and thus $-f_m(\mathbf{R})$ is a symmetric positive semidefinite matrix; it follows that its trace is also non-negative. We can now apply the trace estimator of Lemma 6 to get

$$\left| \mathbf{tr}(-f_m(\mathbf{R})) - \left(-\frac{1}{p} \sum_{i=1}^p \mathbf{g}_i^\top f_m(\mathbf{R}) \mathbf{g}_i \right) \right| \leq \epsilon \cdot \mathbf{tr}(-f_m(\mathbf{R})). \quad (16)$$

For the above bound to hold, we need to set

$$p = \lceil 20 \ln(2/\delta)/\epsilon^2 \rceil. \quad (17)$$

We now conclude as follows:

$$\begin{aligned} \left| \mathcal{H}(\mathbf{R}) - \widehat{\mathcal{H}}(\mathbf{R}) \right| &\leq \left| \mathcal{H}(\mathbf{R}) - \text{tr}(-f_m(\mathbf{R})) \right| \\ &+ \left| \text{tr}(-f_m(\mathbf{R})) - \left(-\frac{1}{p} \sum_{i=1}^p \mathbf{g}_i^\top f_m(\mathbf{R}) \mathbf{g}_i \right) \right| \\ &\leq \epsilon \mathcal{H}(\mathbf{R}) + \epsilon \text{tr}(-f_m(\mathbf{R})) \\ &\leq \epsilon \mathcal{H}(\mathbf{R}) + \epsilon(1 + \epsilon) \mathcal{H}(\mathbf{R}) \\ &\leq 3\epsilon \mathcal{H}(\mathbf{R}). \end{aligned}$$

The first inequality follows by adding and subtracting $-\text{tr}(f_m(\mathbf{R}))$ and using sub-additivity of the absolute value; the second inequality follows by eqns. (14) and (16); the third inequality follows again by eqn. (14); and the last inequality follows by using $\epsilon \leq 1$.

We note that the failure probability of the algorithm is at most 2δ (the sum of the failure probabilities of the power method and the trace estimation algorithm). Finally, we discuss the running time of Algorithm 2, which is equal to $\mathcal{O}(p \cdot m \cdot \text{nnz}(\mathbf{R}))$. Using the values for m and p from eqns. (15) and (17), the running time becomes (after accounting for the running time of Algorithm 3)

$$\mathcal{O} \left(\sqrt{\frac{u}{\ell \ln(1/(1-\ell))}} \cdot \frac{\ln(1/\delta)}{\epsilon^{2.5}} \cdot \text{nnz}(\mathbf{R}) + \ln(n) \cdot \ln(1/\delta) \cdot \text{nnz}(\mathbf{R}) \right).$$

3.3 A comparison with the results of [10]

The work of [10] culminates to the error bounds described in Theorem 4.3 (and the ensuing discussion). In our parlance, [10] first derives the error bound of eqn. (12). It is worth emphasizing that the bound of eqn. (12) holds even if the p_i s are not necessarily strictly positive, as assumed by Theorem 3: the bound holds even if some of the p_i s are equal to zero.

Unfortunately, without imposing a lower bound assumption on the p_i s it is difficult to get a meaningful error bound and an efficient algorithm. Indeed, the error implied by eqn. (12) (without any assumption on the p_i s) necessitates setting m to at least $\Omega(\sqrt{n})$ (perhaps up to a logarithmic factor, as we will discuss shortly). To understand this, note that the entropy of the density matrix \mathbf{R} ranges between zero and $\ln k$, where k is the rank of the matrix \mathbf{R} , i.e., the number of non-zero p_i 's. Clearly, $k \leq n$ and thus $\ln n$ is an upper bound for $\mathcal{H}(\mathbf{R})$. Notice that if $\mathcal{H}(\mathbf{R})$ is smaller than $n/(2m^2)$, the error bound of eqn. (12) does not even guarantee that the resulting approximation will be positive, which is, of course, meaningless as an approximation to the entropy.

In order to guarantee a relative error bound of the form $\epsilon \mathcal{H}(\mathbf{R})$ via eqn. (12), we need to set m to be at least

$$m \geq \sqrt{\frac{n}{2\epsilon \mathcal{H}(\mathbf{R})}}, \quad (18)$$

which even for “large” values of $\mathcal{H}(\mathbf{R})$ (i.e., values close to the upper bound $\ln n$) still implies that m is $\mathcal{O}(\epsilon^{-1/2} \sqrt{n/\ln n})$. Even with such a large value for m , we are still not done: we need an efficient trace estimation procedure for the matrix $-f_m(\mathbf{R})$. While this matrix is always symmetric, it is not necessarily positive or negative semi-definite (unless additional assumptions are imposed on the p_i s, like we did in Theorem 3). Unfortunately, we are not aware of any provably accurate, relative error approximation algorithms for the trace of just *symmetric* matrices: the results of [1, 8] only apply to symmetric positive (or negative) semidefinite matrices. The work of [10] does provide an analysis of a trace estimator for general symmetric matrices (pioneered by Hutchinson in [6]). However, in our notation, in order to achieve a relative error bound, the final error bound of [10] (see eqns. (19) and (20) in [10]), necessitates setting m to the value of eqn. (18). However, in that case, p (the number of random vectors to be generated in order to estimate the

trace of a general symmetric matrix) grows as a function of⁵ $m^4 = O(n^2)$ (see eqn. (20) in [10]), which is prohibitively large, as with that many random vectors the running time of just the trace estimation algorithm blows to $O(n^2 \text{nnz}(\mathbf{R}))$, which could easily exceed the trivial $O(n^3)$ running time to exactly compute $\mathcal{H}(\mathbf{R})$.

4 Experiments

In this section we report experimental results in order to prove the practical efficiency of our algorithms. We show that our algorithms are *both* numerically accurate *and* computationally efficient. Our algorithms were implemented in MatLab; to be precise, we used MATLAB R2016a on the Snyder cluster of Purdue University. The (dedicated) node that we used consists of two 10-Core Intel Xeon-E5 processors (2.60GHz) and 512 GBs of RAM.

We generated random density matrices using the QETLAB Matlab toolbox [7] to derive (real-valued) density matrices of size $5,000 \times 5,000$, on which most of our extensive evaluations were run. We also tested our methods on a much larger $30,000 \times 30,000$ density matrix, which was close to the largest matrix that Matlab would allow us to load. We used the function `RandomDensityMatrix` of QETLAB and the Haar measure; we also experimented with the Bures measure to generate random matrices, but we did not observe any qualitative differences worth reporting. Recall that exactly computing the Von-Neumann entropy using eqn. (1) presumes knowledge of the entire spectrum of the matrix; to compute all singular values of a matrix we used the `svd` function of Matlab. The accuracy of our proposed approximation algorithms was evaluated by measuring the relative error; wall-clock times were reported in order to quantify the speedup that our approximation algorithms were able to achieve.

We start by reporting results on the Taylor and Chebyshev approximation algorithms, which have two sources of error: the number of terms that are retained in either the Taylor series expansion or the Chebyshev polynomial approximation *and* the trace estimation that is used in both approximation algorithms. We will separately evaluate the accuracy loss that is contributed by each source of error in order to understand the behavior of the proposed approximation algorithms.

Consider a $5,000 \times 5,000$ random density matrix and let m (the number of terms retained in the Taylor series approximation or the degree of the polynomial used in the Chebyshev polynomial approximation) range between five and 30 in increments of five. Let p , the number of random Gaussian vectors used to estimate the trace, be set to $\{50, 100, 200, 300\}$. Recall that our error bounds for Algorithms 1 and 2 depend on u , an estimate for the largest eigenvalue of the density matrix. We used the power method to estimate the largest eigenvalue (let $\tilde{\lambda}_{\max}$ be the estimate) and we set u to $\tilde{\lambda}_{\max}$ and $6\tilde{\lambda}_{\max}$. Figures 1 and 2 show the relative error (out of 100%) for all combinations of m , p , and u for the Taylor and Chebyshev approximation algorithms. It is worth noting that we also report the error when no trace estimation (NTE) is used in order to highlight that most of the accuracy loss is due to the Taylor/Chebyshev approximation and not the trace estimation.

We observe that the relative error is always small, typically close to 1-2%, for any choice of the parameters p , m , and u . The Chebyshev algorithm returns better approximations when u is an overestimate for λ_{\max} while the two algorithms are comparable (in terms of accuracy) where u is very close to λ_{\max} , which agrees with our theoretical results. We also note that estimating the largest eigenvalue incurs minimal computational cost (less than one second). The NTE line (no trace estimation) in the plots serves as a lower bound for the relative error. Finally, we note that computing the exact Von-Neumann entropy took approximately 1.5 minutes for matrices of this size.

The second dataset that we experimented with was a much larger density matrix of size $30,000 \times 30,000$. This matrix was the largest matrix for which Snyder’s memory was sufficient to perform operations like the full SVD. Notice that since the increase in the matrix size is six-fold compared to the previous one and SVD’s running time grows cubically with the input size, we expect the running time to compute the exact SVD to be roughly $6^3 \times 90$ seconds, which is approximately 5.4 hours; indeed, the exact computation of the Von-Neumann entropy took approximately 5.6 hours. We evaluated both the Taylor and the Chebyshev approximation schemes by setting the parameters m and p to take values in the sets $\{5, 10, 15, 20\}$ and $\{50, 100, 200\}$, respectively. The parameter u was set to $\tilde{\lambda}_{\max}$, where the latter value was computed using

⁵Up to logarithmic factors.

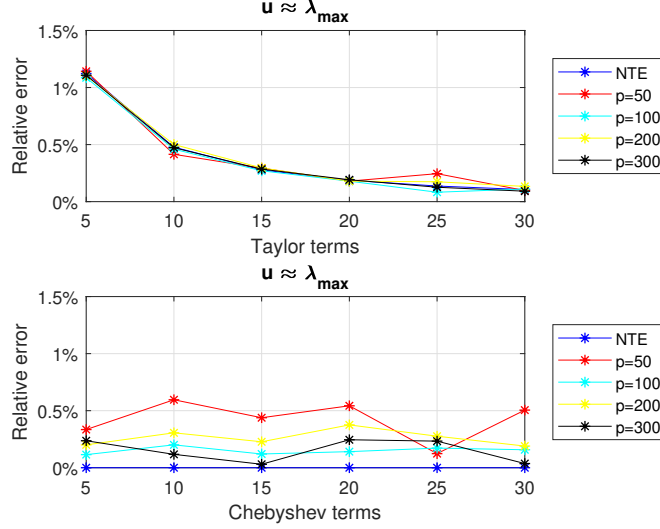


Figure 1: Relative error for $5,000 \times 5,000$ density matrix using the Taylor and the Chebyshev approximation algorithms with $u = \tilde{\lambda}_{max}$.

the power method, which took approximately 3.6 minutes. We report the wall-clock running times and relative error (out of 100%) in Figures 5 and 4.

We observe that the relative error is always less than 1% for both methods, with the Chebyshev approximation yielding almost always slightly better results. Note that our Chebyshev-polynomial-based approximation algorithm significantly outperformed the exact computation: e.g., for $m = 5$ and $p = 50$, our estimate was computed in less than ten minutes and achieved less than .2% relative error.

The third dataset we experimented with was the tridiagonal matrix from [4, Section 5.1]:

$$\mathbf{A} = \begin{bmatrix} 2 & -1 & 0 & \dots & 0 \\ -1 & 2 & -1 & \ddots & \vdots \\ 0 & \ddots & \ddots & \ddots & 0 \\ \vdots & \ddots & -1 & 2 & -1 \\ 0 & \dots & 0 & -1 & 2 \end{bmatrix}$$

This matrix is the coefficient matrix of the discretized one-dimensional Poisson equation:

$$f(x) = -\frac{d^2 v_x}{dx^2}$$

defined in the interval $[0, 1]$ with Dirichlet boundary conditions $v(0) = v(1) = 0$. We normalize \mathbf{A} by dividing it with its trace in order to make it a density matrix. Consider the $5,000 \times 5,000$ normalized matrix \mathbf{A} and let m (the number of terms retained in the Taylor series approximation or the degree of the polynomial used in the Chebyshev polynomial approximation) range between five and 30 in increments of five. Let p , the number of random Gaussian vectors used for estimating the trace be set to 50, 100, 200, or 300. We used the formula

$$\lambda_i = \frac{4}{2n} \sin^2 \left(\frac{i\pi}{2n+2} \right), \quad i = 1, \dots, n$$

to compute the eigenvalues of \mathbf{A} (after normalization) and we set u to λ_{max} and $6\lambda_{max}$. Figures 6 and 7 show the relative error (out of 100%) for all combinations of m , p , and u for the Taylor and Chebyshev approximation algorithms. We also report the error when no trace estimation (NTE) is used.

We observe that the relative error is higher than the one observed for the $5,000 \times 5,000$ random density matrix. We report wall-clock running times at Figure 8. The Chebyshev-polynomial-based algorithm

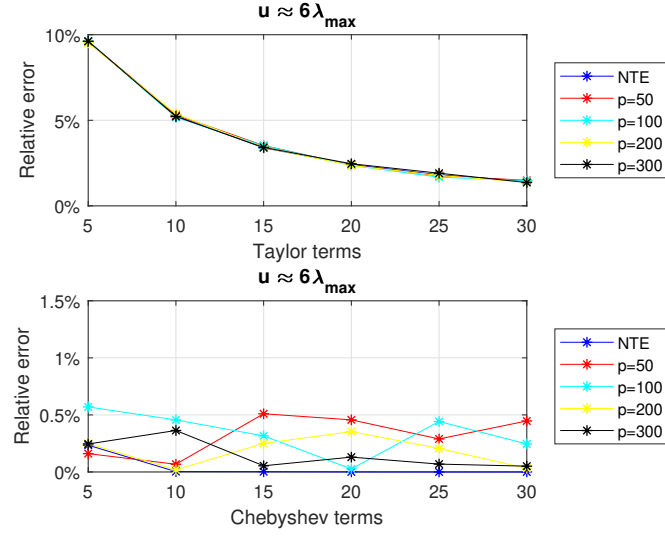


Figure 2: Relative error for $5,000 \times 5,000$ density matrix using the Taylor and the Chebyshev approximation algorithms with $u = 6\tilde{\lambda}_{\max}$.

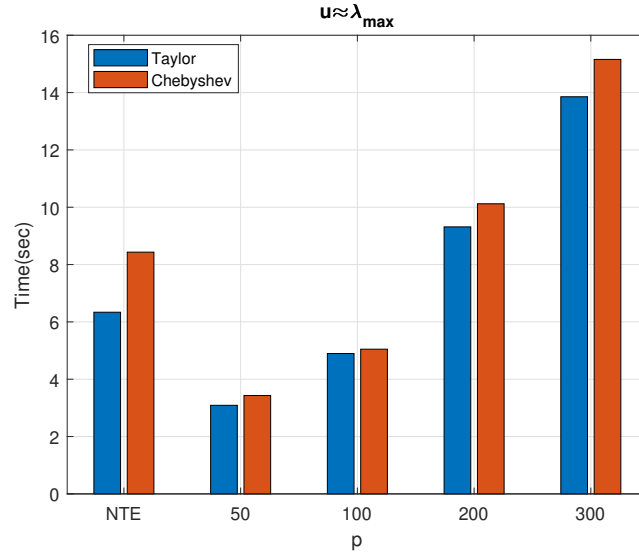


Figure 3: Time (in seconds) to run the approximate algorithms for the $5,000 \times 5,000$ density matrix for $m = 5$. *Exactly* computing the Von-Neumann entropy took approximately 90 seconds.

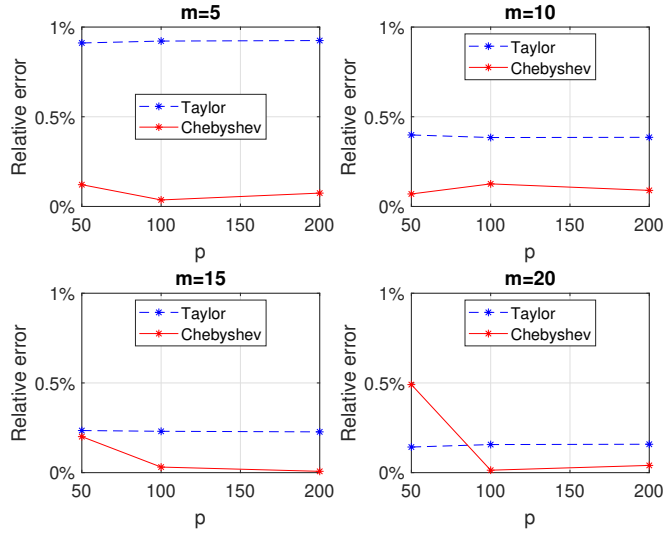


Figure 4: Relative error for $30,000 \times 30,000$ density matrix using the Taylor and the Chebyshev approximation algorithms with $u = \tilde{\lambda}_{max}$.

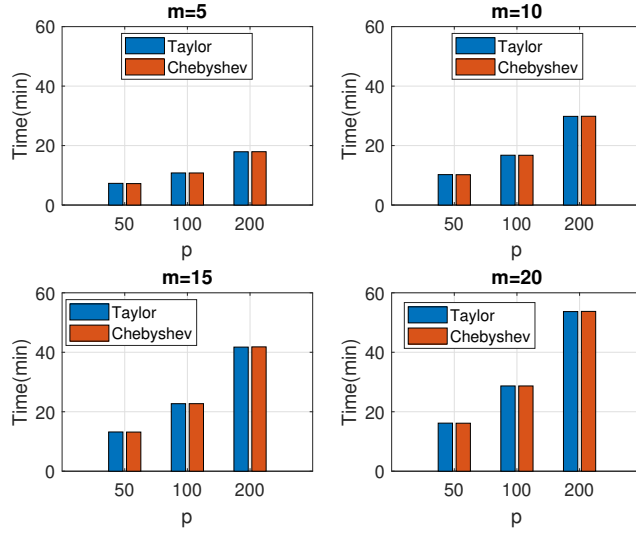


Figure 5: Wall-clock times: Taylor approximation (blue) and Chebyshev approximation (red) for $u = \tilde{\lambda}_{max}$. Exact computation needed approximately 5.6 hours.

returns better approximations for all choices of the parameters and, in most cases, is faster than the Taylor-polynomial-based algorithm, e.g. for $m = 5$, $p = 50$ and $u = \lambda_{\max}$, our estimate was computed in about two seconds and achieved less than .5% relative error.

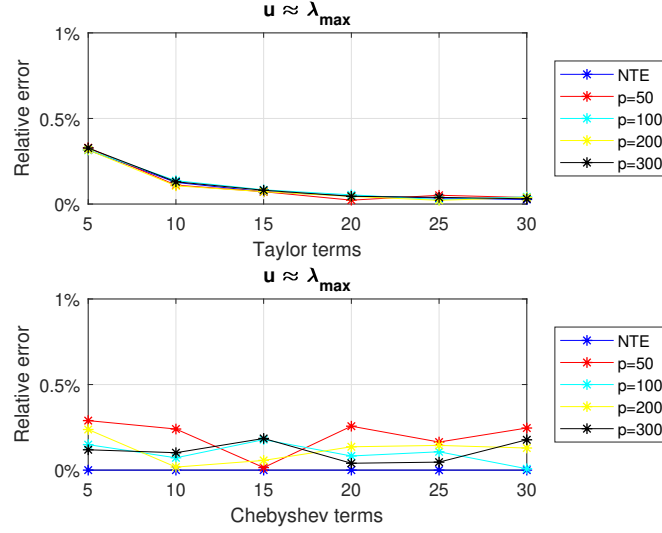


Figure 6: Relative error for $5,000 \times 5,000$ tridiagonal density matrix using the Taylor and the Chebyshev approximation algorithms with $u = \lambda_{\max}$.

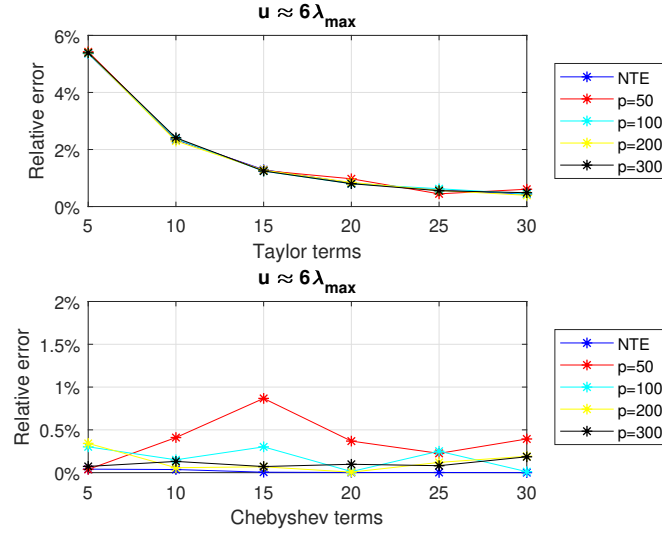


Figure 7: Relative error for $5,000 \times 5,000$ tridiagonal density matrix using the Taylor and the Chebyshev approximation algorithms with $u = 6\lambda_{\max}$.

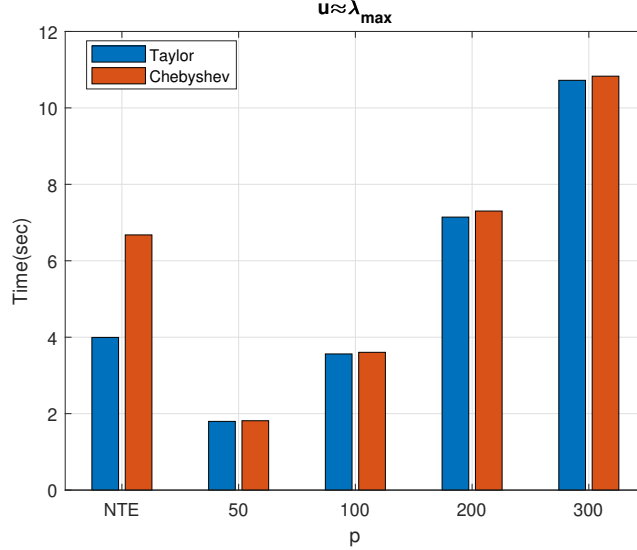


Figure 8: Wall-clock times: Taylor approximation (blue) and Chebyshev approximation (red) for $m = 5$. Exact computation needed approximately 30 seconds.

5 Conclusions and open problems

We presented and analyzed two randomized algorithms to approximate the von Neumann entropy of density matrices. Our algorithms leverage recent developments in the RandNLA literature: randomized trace estimators, provable bounds for the power method, and the use of Taylor series and Chebyshev polynomials to approximate matrix functions. Both algorithms come with provable accuracy guarantees under assumptions on the spectrum of the density matrix. Empirical evaluations on $30,000 \times 30,000$ synthetic density matrices support our theoretical findings and demonstrate that we can efficiently approximate the von Neumann entropy in a few minutes with minimal loss in accuracy, whereas the exact computation takes over 5.5 hours. An important open problem is to relax (or eliminate) the assumptions associated with our key technical results. It would be critical to understand whether our assumptions are, for example, necessary to achieve relative error approximations and either provide algorithmic results that relax or eliminate our assumptions or provide matching lower bounds and counterexamples.

References

- [1] Haim Avron and Sivan Toledo. Randomized Algorithms for Estimating the Trace of an Implicit Symmetric Positive Semi-definite Matrix. *Journal of the ACM*, 58(2):8, 2011.
- [2] Christos Boutsidis, Petros Drineas, Prabhanjan Kambadur, Eugenia-Maria Kontopoulou, and Anastasios Zouzias. A Randomized Algorithm for Approximating the Log Determinant of a Symmetric Positive Definite Matrix. *Linear Algebra and its Applications*, 533:95–117, 2017.
- [3] Gene H. Golub and Charles F. Van Loan. *Matrix Computations (3rd Ed.)*. Johns Hopkins University Press, Baltimore, MD, USA, 1996.
- [4] Insu Han, Dmitry Malioutov, and Jinwoo Shin. Large-scale Log-determinant Computation through Stochastic Chebyshev Expansions. *Proceedings of the 32nd International Conference on Machine Learning*, 37:908–917, 2015.
- [5] Nicholas J. Higham. *Functions of Matrices: Theory and Computation*. Society for Industrial and Applied Mathematics, Philadelphia, PA, USA, 2008.

- [6] Michael F. Hutchinson. A Stochastic Estimator of the Trace of the Influence Matrix for Laplacian Smoothing Splines. *Communications in Statistics: Simulation and Computation*, 19(2):433–450, 1990.
- [7] Nathaniel Johnston. QETLAB: A Matlab toolbox for quantum entanglement, version 0.9. <http://qetlab.com>, 2016.
- [8] Farbod Roosta-Khorasani and Uri Ascher. Improved Bounds on Sample Size for Implicit Matrix Trace Estimators. *Foundations of Computational Mathematics*, 15:1187–1212, 2015.
- [9] Luca Trevisan. Graph Partitioning and Expanders. Handout 7, 2011.
- [10] Thomas P. Wihler, Banz Bessire, and Andre Stefanov. Computing the Entropy of a Large Matrix. *Journal of Physics A: Mathematical and Theoretical*, 47(24):245201, 2014.

A The power method

We consider the well-known power method to estimate the largest eigenvalue of a matrix. In our context, we will use the power method to estimate the largest probability p_i for a density matrix \mathbf{R} .

Algorithm 3 Power method, repeated q times.

- **INPUT:** SPD matrix $\mathbf{A} \in \mathbb{R}^{n \times n}$, integers $q, t > 0$.
 - For $j = 1, \dots, q$
 1. Pick uniformly at random a vector $\mathbf{x}_0^j \in \{+1, -1\}^n$.
 2. For $i = 1, \dots, t$
 - $\mathbf{x}_i^j = \mathbf{A} \cdot \mathbf{x}_{i-1}^j$.
 3. Compute: $\tilde{p}_1^j = \frac{\mathbf{x}_t^{jT} \mathbf{A} \mathbf{x}_t^j}{\mathbf{x}_t^{jT} \mathbf{x}_t^j}$.
 - **OUTPUT:** $\tilde{p}_1 = \max_{j=1 \dots q} \tilde{p}_1^j$.
-

Algorithm 3 requires $\mathcal{O}(qt(n + \text{nnz}(\mathbf{A})))$ arithmetic operations to compute \tilde{p}_1 . The following lemma appeared in [2], building upon [9].

Lemma 5. *Let \tilde{p}_1 be the output of Algorithm 3 with $q = \lceil 4.82 \log(1/\delta) \rceil$ and $t = \lceil \log \sqrt{4n} \rceil$. Then, with probability at least $1 - \delta$,*

$$\frac{1}{6} p_1 \leq \tilde{p}_1 \leq p_1.$$

The running time of Algorithm 3 is $\mathcal{O}((n + \text{nnz}(\mathbf{A})) \log(n) \log(\frac{1}{\delta}))$.

B Trace estimators

The following lemma appeared in [2] and is immediate from Theorem 5.2 in [1]. It implies an algorithm to approximate the trace of any symmetric positive semidefinite matrix \mathbf{A} by computing inner products of the matrix with Gaussian random vectors.

Lemma 6. *Let $\mathbf{A} \in \mathbb{R}^{n \times n}$ be a positive semi-definite matrix, let $0 < \epsilon < 1$ be an accuracy parameter, and let $0 < \delta < 1$ be a failure probability. If $\mathbf{g}_1, \mathbf{g}_2, \dots, \mathbf{g}_p \in \mathbb{R}^n$ are independent random standard Gaussian vectors, then, for $p = \lceil 20 \ln(2/\delta)/\epsilon^2 \rceil$, with probability at least $1 - \delta$,*

$$\left| \text{tr}(\mathbf{A}) - \frac{1}{p} \sum_{i=1}^p \mathbf{g}_i^\top \mathbf{A} \mathbf{g}_i \right| \leq \epsilon \cdot \text{tr}(\mathbf{A}).$$

C The Clenshaw Algorithm

We briefly sketch Clenshaw's algorithm to evaluate Chebyshev polynomials with matrix inputs. Clenshaw's algorithm is a recursive approach with base cases $b_{m+2}(x) = b_{m+1}(x) = 0$ and the recursive step (for $k = m, m-1, \dots, 0$):

$$b_k(x) = \alpha_k + 2xb_{k+1}(x) - b_{k+2}(x). \quad (19)$$

(See Section 3 for the definition of α_k .) Then,

$$f_m(x) = \frac{1}{2} (\alpha_0 + b_0(x) - b_2(x)). \quad (20)$$

Using the mapping $x \rightarrow 2(x/u) - 1$, eqn. (19) becomes

$$b_k(x) = \alpha_k + 2 \left(\frac{2}{u}x - 1 \right) b_{k+1}(x) - b_{k+2}(x). \quad (21)$$

In the matrix case, we substitute x by a matrix. Therefore, the base cases are $\mathbf{B}_{m+2}(\mathbf{R}) = \mathbf{B}_{m+1}(\mathbf{R}) = \mathbf{0}$ and the recursive step is

$$\mathbf{B}_k(\mathbf{R}) = \alpha_k \mathbf{I}_n + 2 \left(\frac{2}{u} \mathbf{R} - \mathbf{I}_n \right) \mathbf{B}_{k+1}(\mathbf{R}) - \mathbf{B}_{k+2}(\mathbf{R}) \quad (22)$$

for $k = m, m-1, \dots, 0$. The final sum is

$$f_m(\mathbf{R}) = \frac{1}{2} (\alpha_0 \mathbf{I}_n + \mathbf{B}_0(\mathbf{R}) - \mathbf{B}_2(\mathbf{R})). \quad (23)$$

Using the matrix version of Clenshaw's algorithm, we can now rewrite the trace estimation $\mathbf{g}^\top f_m(\mathbf{R}) \mathbf{g}$ as follows. First, we right multiply eqn. (22) by \mathbf{g} ,

$$\begin{aligned} \mathbf{B}_k(\mathbf{R}) \mathbf{g} &= \alpha_k \mathbf{I}_n \mathbf{g} + 2 \left(\frac{2}{u} \mathbf{R} - \mathbf{I}_n \right) \mathbf{B}_{k+1}(\mathbf{R}) \mathbf{g} - \mathbf{B}_{k+2}(\mathbf{R}) \mathbf{g}, \\ \mathbf{y}_k &= \alpha_k \mathbf{g} + 2 \left(\frac{2}{u} \mathbf{R} - \mathbf{I}_n \right) \mathbf{y}_{k+1} - \mathbf{y}_{k+2}. \end{aligned} \quad (24)$$

Eqn. (24) follows by substituting $\mathbf{y}_i = \mathbf{B}_i(\mathbf{R}) \mathbf{g}$. Multiplying the base cases by \mathbf{g} , we get $\mathbf{y}_{m+2} = \mathbf{y}_{m+1} = \mathbf{0}$ and the final sum becomes

$$\mathbf{g}^\top f_m(\mathbf{R}) \mathbf{g} = \frac{1}{2} (\alpha_0 (\mathbf{g}^\top \mathbf{g}) + \mathbf{g}^\top (\mathbf{y}_0 - \mathbf{y}_2)). \quad (25)$$

Algorithm 4 summarizes all the above.

Algorithm 4 Clenshaw's algorithm to compute $\mathbf{g}^\top f_m(\mathbf{R}) \mathbf{g}$.

- 1: **INPUT:** $\alpha_i, i = 0, \dots, m, \mathbf{R} \in \mathbb{R}^{n \times n}, \mathbf{g} \in \mathbb{R}^n$
 - 2: Set $\mathbf{y}_{m+2} = \mathbf{y}_{m+1} = \mathbf{0}$
 - 3: **for** $k = m, m-1, \dots, 0$ **do**
 - 4: $\mathbf{y}_k = \alpha_k \mathbf{g} + \frac{4}{u} \mathbf{R} \mathbf{y}_{k+1} - 2 \mathbf{y}_{k+1} - \mathbf{y}_{k+2}$
 - 5: **end for**
 - 6: **OUTPUT:** $\mathbf{g}^\top f_m(\mathbf{R}) \mathbf{g} = \frac{1}{2} (\alpha_0 (\mathbf{g}^\top \mathbf{g}) + \mathbf{g}^\top (\mathbf{y}_0 - \mathbf{y}_2))$
-