

## How the Taiwanese Do China Studies: Applications of Text Mining

Hsuan-Lei Shao<sup>1</sup>, Sieh-Chuen Huang<sup>2</sup>, Yun-Cheng Tsai<sup>3</sup>

<sup>1</sup>Department of East Asian Studies, National Taiwan Normal University

<sup>2</sup>College of Law, National Taiwan University

<sup>3</sup>Center for General Education, National Taiwan University

Corresponding author: Yun-Cheng Tsai, pecutsai@ntu.edu.tw

### Abstract

With the rapid evolution of cross-strait situation, “Mainland China” as a subject of social science study has evoked the voice of “Rethinking China Study” among intelligentsia recently. This essay tried to apply an automatic content analysis tool (CATAR) to the journal “Mainland China Studies” (1998-2015) in order to observe the research trends based on the clustering of text from the title and abstract of each paper in the journal. The results showed that the 473 articles published by the journal were clustered into seven salient topics. From the publication number of each topic over time (including “volume of publications”, “percentage of publications”), there are two major topics of this journal while other topics varied over time widely. The contribution of this study includes:

1. We could group each “independent” study into a meaningful topic, as a small scale experiment verified that this topic clustering is feasible.
2. This essay reveals the salient research topics and their trends for the Taiwan journal “Mainland China Studies”.
3. Various topical keywords were identified, providing easy access to the past study.
4. The yearly trends of the identified topics could be viewed as signature of future research directions.

### Keywords

Rethinking China Study; Mainland China Studies; Chinese Communist Party; Structural Topic Model; Text Mining; Support vector machine; Support Distribution Machine; Latent Dirichlet Allocation

## I INTRODUCTION

Much of our research aim to understand which ideas Taiwanese researchers have focused on that is, “who studies what, when, and how” (see Lasswell [1936]). To that end, we use text mining technology to analyze published research articles according to their co-occurring words. This will help those who are interested in Taiwan Studies to have a whole picture in their field. The research described below is about the Taiwanese field of “China Studies”. This field is a natural subject for text mining not only the subject is familiar to us as the scholars, but also it is undeniably the most important and dynamic influence on Taiwan for now and the near future. As the relationship between mainland China and Taiwan has gradually shifted, the academic circle in Taiwan has had a growing tendency to put more emphasis on China Studies as it reflects on Taiwan's own recent years. About the preliminary research, we have conducted is described below, followed by directions for further research. The contributions of this line of research include the following:

1. These studies reveal the salient research topics and trends in Mainland China Studies, an academic journal edited by National Chengchi University. It is a typical journal in the

China Studies field.

2. Various topical keywords were identified, providing future researchers easy access to the most important information published in Mainland China Studies, without having to read or even skim every individual article.
3. The yearly trends of the identified topics can provide valuable insights to guide future research directions.
4. More broadly, categorizing and grouping independent studies according to meaningful topics can provide an objective birds-eye view of the entire field of China Studies in Taiwan.

## II PRELIMINARIES

Mainland China is a popular subject of social science research. It has gradually gained significance in Taiwan's academic circle due to its special historical, political and economic relations throughout the world. The political status and social environment of the mainland have changed tremendously since it began its Reform and Opening Up policies in the late 1970s, making it a trendy topic around the globe. When it comes to the field of China Studies, scholars from Taiwan offer unique strengths. For one thing, it can be easier for Taiwanese scholars with a solid foundation in Western social science theories to perceive the development and the transformation of China's politics and society from a more objective angle than for many scholars from mainland China who do not rely on the same foundation. In addition, scholars from Taiwan have innate linguistic advantages compared with most Western scholars because the official language in both mainland China and Taiwan is Chinese. As a result, Taiwan's scholars have played an important role in this field while the relationship between Taiwan and mainland China has shifted in recent years. Moreover, it is imperative for scholars in Taiwan to understand both mainland China and China Studies, whether from a theoretical or pragmatic perspective. In the 1990s, social scientists began paying more attention to the integration of various methods and approaches within academia. During and since this decade, there has been a radical shift in the approach to China Studies. Such development includes, among other things, historical research and paradigm research. The first approach, historical research, marks the characteristics of each period of China Studies. Scholar Kai-Huang Yang divides Taiwan's history of China Studies into three parts: Banditry studies (1949-1981), Chinese Communist Party (CCP) Studies (1971 to 1991), and the Mainland China Studies period (1988 to today) (see Yang [2000]).

The differences between those three periods are:

1. The research focus has gradually spread from the CCP to the whole mainland China.
2. The research methods have progressively evolved from historical narrative to field investigation.
3. The research used to be monopolized by the government but has now become popular among many researchers inside and outside the government.

China Studies as a field of academic study in Taiwan has evolved from a focus on combating Communism to interest in business, social, and cultural issues; that is, it has largely shifted from hard politics to soft politics.

The second approach mentioned above, paradigm research, refers to research conducted through the lens of various disciplines (see Bao and Wu [2011], Si-Yin Ho and Geng [2005]). In consultation with scholars from different disciplines, they examine China through a variety of theoretical models, including through the theory of integration, the divided nation model, the negotiation model, economic and trade policy, psychological analysis, strategic triangular theory,

international system theory, safety code theory and so on. One of the purposes of these books is to provide junior researchers examples of different research methods in China Studies. But a drawback of paradigm research is that it often presents a static picture, rather than revealing changes in China and in China Studies over time. Our research falls somewhere between and touches upon both of these approaches. In recent, there are many social science research on text mining or machine learning. For example, Researchers used structural topic model (STM) to help human-hand encoding more effectively (see Roberts et al. [2014]). Another paper showed the classifier machine in the political context (see Bjorn Burscher and Vreese [2015]).

In the hand, algorithms become more complex and more accurate. There are researchers who used support vector machine (SVM) and Support Distribution Machine (SDM), and Latent Dirichlet Allocation (LDA) (see Benedikt Boecking and Schneider [2015]). On the other hand, data scare is growing up as well, Wilkerson and Casas did a good exercise in counting big data (see Wilkerson and Casas [2017]).

### III METHODOLOGIES

We apply a “topic model” methodology, which begins with a few basic assumptions:

1. Every article (Document A, Document B, etc. in the figure below) is made up of its smallest meaningful units, words. This does not necessarily mean individual Chinese characters.
2. Looking at both which words co-occur across articles and the frequency of such co-occurrence, we can derive a numeric term that describes the level of similarity in material covered between articles.
3. These numeric terms allow us to compare levels of similarity with greater precision and objectivity than simply reading every article personally.

Figure 1 shows that we can begin our analysis by creating a similarity map of documents (SMD). Documents which are more similar, will be clustered together lower on the y-axis. Figure 2 shows that D2 and D3 are the most similar document pair, and D1 is more similar to D2 than D17.

Following creation of the SMD, we can pull out the “co-words” (words co-occurring in multiple articles) in multiple levels. These “co-words” tell us the most important keywords in each cluster of articles. Figure 3 shows that we call these most important co-words “topics”, and we use them to build “topic models”. The more samples included in the analysis, the more levels the topic model will contain.

Our preliminary research applied this methodology to all of the articles and essays published in the Taiwanese journal titled Mainland China Studies from 1998 to 2015, which were first collected in a database in Figure 4.

Then, We constructed topic models using the titles and summaries of each piece in Figure 5. This helped identify the most popular research topics and their keywords, in order to more closely examine the trends in each research topic of Figure 6.

### IV EXPERIMENTAL RESULTS

The results highlight seven main themes in the 473 pieces published by Mainland China Studies between 1998 and 2015, each theme with its own keywords. Examining the distribution of

articles on each topic over time (including both numbers and percentages of articles), we identified two major and enduring topics of the journal (economics/trade and the Chinese Communist Party), in addition to the many other topics that varied over time.

Our method outputs identified three major clusters. The keywords are associated with those clusters. We might characterize them as clusters around economic or social issues, political systems, and political thought. But Figure 7 shows that we look more closely at the keywords and relying on our domain knowledge in the field of China Studies, we further divided the three clusters into seven smaller clusters. These seemed to reflect the distinct themes in each cluster (the first large cluster splitting into three smaller ones, and the two other large clusters each splitting into two smaller ones), as seen below. Certainly, other researchers might choose to divide the machine's outputted clusters differently or not at all.

Using that information, Table 1 shows a time series of common themes and the number of articles Mainland China Studies published on them from 1998 through 2015. Figure 8 shows that the same information can also be visualized by frequency. Figure 9 shows that the same information can also be visualized by percentage.

Clearly, the primary theme is "Economics and Trade" which has relatively steadily accounted for over a third of all published articles. The keywords for this cluster are "economy and trade, negotiation, cross-strait, enterprise, system". It therefore seems likely that the most frequently researched topic for Taiwanese scholars publishing in Mainland China Studies since 1998 relates to doing business with mainland China. The next biggest cluster is the "China Community Party (CCP)". Its keywords are "politics, leadership, decision-making, movement, party and state". This cluster is about political leaders, major political events, and the political party system of the CCP. We can also see that the cluster for "Ideology", never wildly popular, is decreasing in research popularity over time, which is consistent with our experience as a China Studies scholar.

These and other clusters can of course be examined in more granular detail by reading the actual articles within them. We leave that joy of individual discovery to the readers.

## V CONCLUSION

Our research proposes the following contributions for the Taiwanese field of "China Studies", among others:

1. Our text mining tool works well in both Chinese and English.
2. This approach can be applied to study a different body of Taiwanese academic research (other than China Studies), such as sociology, economics, or other scholarly topics.
3. This approach can be applied to study non-academic writing, such as political opinions in newspapers, internet comments on Facebook or Twitter, or other sources of information.

Contact with Western scholars will be invaluable as we move forward. To that end, ERTTC will provide an excellent opportunity for further development, to share our knowledge of digital tools and Taiwanese research methods, to exchange knowledge with researchers from around the world, and to find opportunities for future collaboration.

## VI TABLES AND FIGURES

### 6.1 Figure

### 6.2 Table

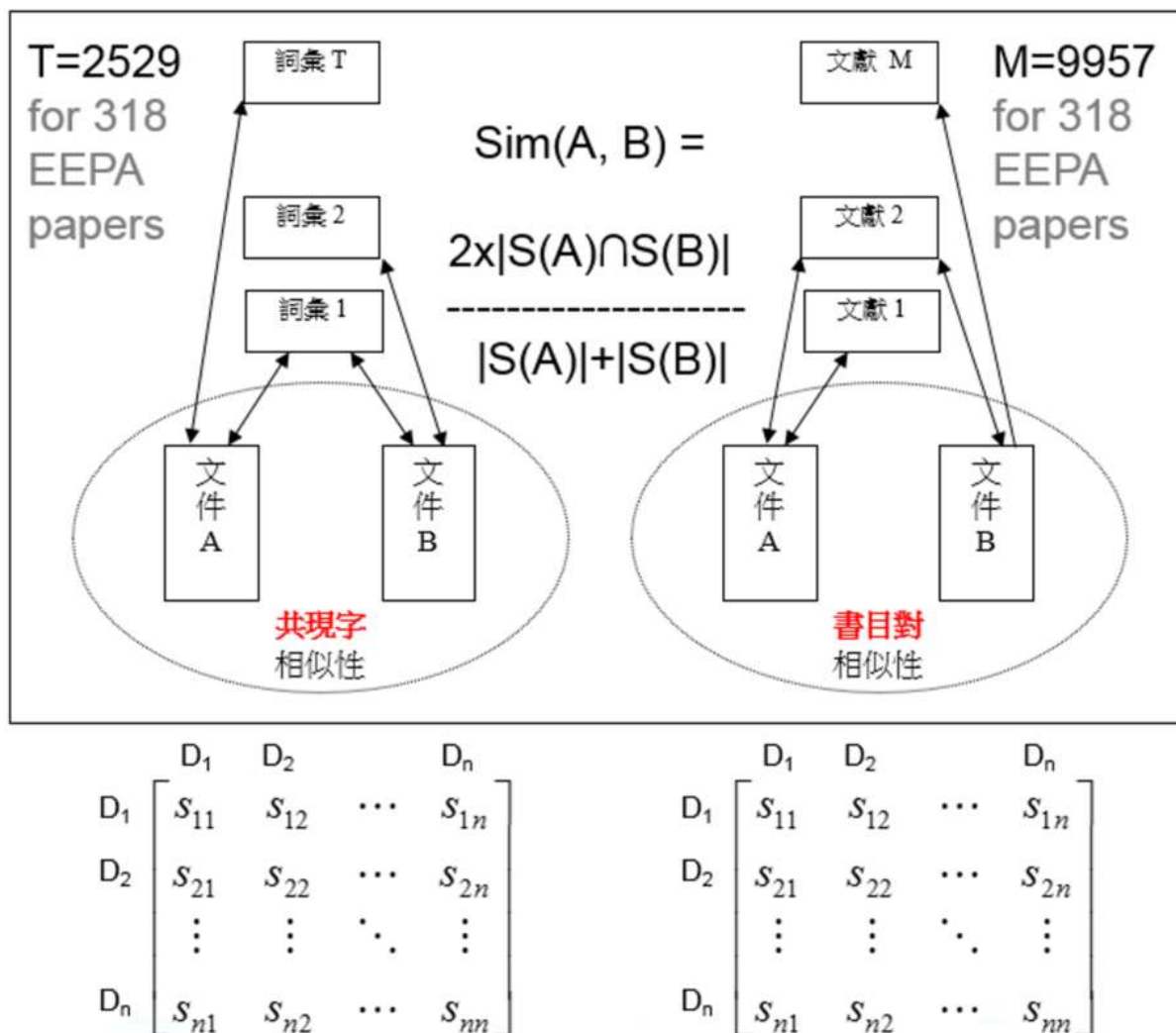


Figure 1: Topic Model Basic Assumptions

## References

- Zonghe Bao and Yushan Wu. *The Theory of Cross-Strait Relations in Argument*. Wunan Book Co., Ltd., 2011.
- Margaret Hall Benedikt Boecking and Jeff Schneider. Event prediction with learning algorithms: a study of events surrounding the Egyptian revolution of 2011 on the basis of micro blog data. *Policy & Internet*, 7(2):159–184, 2015.
- Rens Vliegthart Bjorn Burscher and Claes H. De Vreese. Using supervised machine learning to code policy issues: Can classifiers generalize across contexts? *The ANNALS of the American Academy of Political and Social Science*, 659(1):122–131, 2015.
- Harold Lasswell. *Who gets what, when, how*. Whittlesey House, New York-London, 1936.
- Margaret E Roberts, Brandon M Stewart, Dustin Tingley, Christopher Lucas, Jetson Leder-Luis, Shana Kushner Gadarian, Bethany Albertson, and David G Rand. Structural topic models for open-ended survey responses. *American Journal of Political Science*, 58(4):1064–1082, 2014.
- De-Sheng Chen Si-Yin Ho and Shu Geng. *Research Methods and Achievements in Mainland China*. Institute of International Relations, NCCU, 2005.
- John Wilkerson and Andreu Casas. Large-scale computerized text analysis in political science: Opportunities and challenges. *Annual Review of Political Science*, 20:529–544, 2017.
- Kai-Huang Yang. Self-examination for “China studies” in Taiwan. *Soochow Journal of Political Science*, 11: 71–105, 2000.

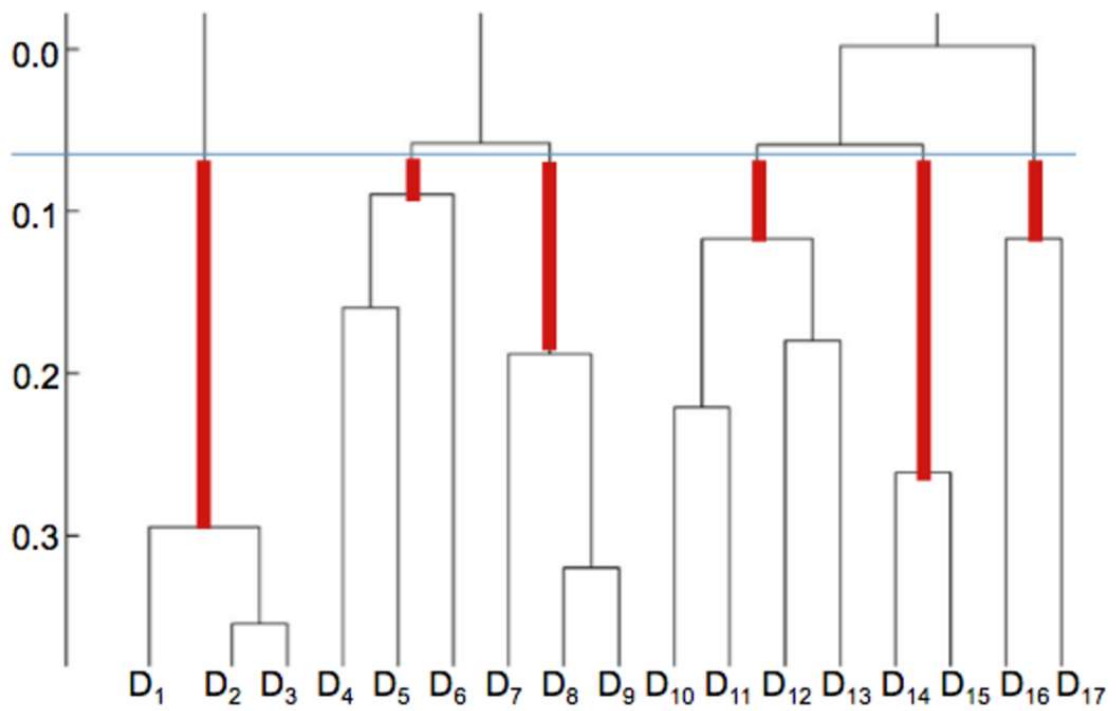


Figure 2: Similarity Map of Documents (SMD)

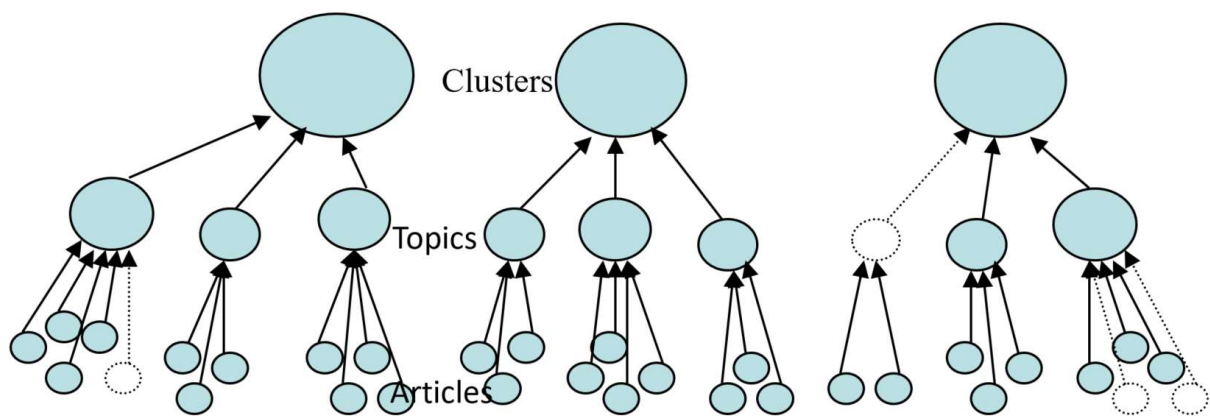


Figure 3: Articles, Topics, Clusters

U	TI	TIE	AU	DEall	DE	SO	NUM	XX	PY	ABC	AB
1	「兩稅合一」	The Impact of	張敬賢(Min)	大陸企業所得稅;所得稅改革;有效稅率;租稅負擔;enterprise income tax	中國大陸研	56卷2期	出版年: 20	2013	本主要目的	The main pu	
2	從家戶特性	The Coastal-	唐正道(Chen)	所得分配;不均衡;分量迴歸;擬真分析;income distribution;income distribution	中國大陸研	56卷2期	出版年: 20	2013	不同於以往	Using urban	
3	科技時代下	The Transic	洪敬富(Chiu)	宣傳體系;網路評論員;黨安事件;議程設定;輿論引導;propa 輿論引導	中國大陸研	56卷2期	出版年: 20	2013	自毛澤東時	Propaganda I	
4	領導格局轉	The Dynam	黃意植(Yi)	規則演變;領導格局;個人領導;集體領導;黨內法規;rule dyn 黨內法規	中國大陸研	56卷2期	出版年: 20	2013	一個組織中	Written rules	
5	黨管幹部原	Public Serv	桂宏誠(Hun)	大陸公務員;中共幹部人事制度;黨管幹部;PRC public serva CCP cadre personne	中國大陸研	56卷1期	出版年: 20	2013	主要論旨	In This article e	
6	列寧式黨國	The Leninist	于有慧(Yo)	貪腐;列寧式黨國體制;市場轉型;地方幹部行為;corruption; corruption	中國大陸研	56卷1期	出版年: 20	2013	貪腐問題	Is it recogniz	
7	殘缺的產權	Truncated Pr	曹鴻濤(Hai)	小產權房;集體所有制;殘缺產權;土地財政;鄉村集體組織;鄉村集體組織	中國大陸研	56卷1期	出版年: 20	2013	本從土地制	The main pu	
8	制度化下的	Elite Promot	黃信豪(Hsir)	中共;菁英晉升;接班人栽培;中央委員;量化分析;Chinese C 量化分析	中國大陸研	56卷1期	出版年: 20	2013	以社會流動	Based upon t	
9	鑲嵌與自主	Embeddedne	汪莉韻(Li)	環保組織;反壟斷運動;國家與社會關係;國家在社會中;enviro environmental NGC	中國大陸研	56卷1期	出版年: 20	2013	自推行經濟	Since the beg	
10	國際參與的	The Literatu	游智偉(Chi)	理性調適;典則理論;國際社會化;中國國際參與政策;Ration; Rational adaptation	中國大陸研	55卷4期	出版年: 20	2012	以現實主義	This article d	
11	公共外交中	Overseas Chi	梁文興(Wer)	公共外交;海外華人;非政府組織;軟實力;public diplomacy; public diplomacy	中國大陸研	55卷4期	出版年: 20	2012	在推動公共	Prior to Chin	
12	知識社群如	How China's	楊真(Alan F)	國際關係理論;理論本土化;中國特色;柔性權力;中國文化;中國文化	中國大陸研	55卷4期	出版年: 20	2012	自從權力快	Since the 19	
13	朝貢體系再	Revitalizati	張登及(Ten)	中國外交;朝貢體系;天下;國際關係理論;中國學派;Chinese 中國學派	中國大陸研	55卷4期	出版年: 20	2012	「崛起」現	The fact of "	
14	改革開放時	Structure and	陳述之(Shu)	改革開放;意識形態;鄧小平理論;「三個代表」重要思想;科學發展觀	中國大陸研	55卷3期	出版年: 20	2012	本以拉卡拉	This paper di	
15	後農業稅時	The Aboliti	于有慧(Yo)	中國農村;國家與社會關係;基層治理;村幹部角色;rural Chi rural China	中國大陸研	55卷3期	出版年: 20	2012	試圖從西部	In 2000 Chin	
16	想像的階層	Imagined M	林平(Ping L)	社會流動;移民;中國大陸;台灣學生;social mobility;migration; social mobility	中國大陸研	55卷3期	出版年: 20	2012	當大部分以	While social	
17	威脅論之解	On "China's	邵軒霖(Te-I)	中國威脅論;亞洲身分認同;戰後日本;China Threat;Asian-idi Asian-identity	中國大陸研	55卷3期	出版年: 20	2012	自改革開放	The reform f	
18	的改革路徑	The Chinese	李和(Li He)	發展模式;經濟改革;軟硬權主義;政治自由化;中國大陸政 中國大陸	中國大陸研	47卷4期	出版年: 20	2004	在福山(Fra	This paper ar	
19	的魏瑪型權	The Evolutio	蕭功秦(Gon)	中國大陸;改革開放;政治	中國大陸研	47卷4期	出版年: 20	2004	改革開放已		
20	水泥與糞便	Cement and I	石之瑜(Chi)	生態保育;扶貧;湘西;能動性;現代化;Ecological protection;ar 現代化	中國大陸研	47卷4期	出版年: 20	2004	湘西生態	The introduc	
21	當代官方意	An Analytic	張國聖(Kuo)	中共;官方意識形態;毛澤東思想;鄧小平理論;中國特色社 中國特色社會主義	中國大陸研	47卷4期	出版年: 20	2004	首先探討	This paper st	
22	新自由主義	Neo-Liberal	黃德北(Te-I)	中國大陸研究;退休金制度改革;新自由主義;社會保障;Chi China studies	中國大陸研	47卷4期	出版年: 20	2004	的改革開放	The reform f	
23	國家控制與	The State Co	王瑞琦(Juei)	高等教育;均衡發展;菁英與大眾;國家角色;uneven developo uneven developmen	中國大陸研	47卷4期	出版年: 20	2004	高等教育的	In the 1950s	
24	菁英政治的	A Study of	寇建文(Chi)	政治繼承;中共;菁英政治;研究途徑;political succession;Chi political succession	中國大陸研	47卷3期	出版年: 20	2004	依賡建政以	Literature on	
25	快速工業化	The Regiona	楊友仁(You)	城市與區域治理;土地產權體制;地方發展;制度轉向;蘇州;蘇州	中國大陸研	47卷3期	出版年: 20	2004	係放在蘇州	This article a	

Figure 4: Database Framework

2 Docs., 0.63(中日韓:4.23, 經貿:0.62, 時代:0.52, 關係:0.50, 環境:0.50, 危機:0.46, 特點:0.41, 貿易:0.36, 經濟:0.17), CID=444, CIDs=444<p>

2 Docs., 0.63(創新:3.37, 創新模式:2.12, 京瓷:2.12, 自主創新:1.49, 啟示:0.72, 技術:0.68, 演進:0.49), CID=431, CIDs=431<p>

2 Docs., 0.40(保護:4.08, 農業保護:2.12, 政治原因:2.12, 利益:2.12, 相容性:2.12, 相容性利益集團:2.12, 金融敗戰:2.12, 強化:1.41, 缺失:1.41, 美國:0.62), CID=1142, CIDs=1142<p>

2 Docs., 0.59(農產品:6.52, 農業標準化:2.12, 農產品競爭力:2.12, 良好農業規範:2.12, gap:1.41, 促進:0.81, 出口:0.52, 因素:0.37, 中國:0.30), CID=503, CIDs=503<p>

2 Docs., 0.48(貿易模式:2.82, 出口:2.66, 傾向:2.12, 背離:2.12, 貿易模式背離傾向:2.12, 東盟:1.49, 貨物:0.99, 出口貿易:0.99, 演進:0.49), CID=793, CIDs=793<p>

2 Docs., 0.62(干預:4.89, 動態博弈:2.12, 銀行:2.12, 有效性:1.49, 事件:1.49, 央行:1.49, 外匯:1.41, 匯率:0.68), CID=451, CIDs=451<p>

2 Docs., 0.40(國家:3.78, 公共企事業:2.12, 薪酬:2.12, 國家公務員:2.12, 自主創新:1.49, 起源:1.41, 形態:0.99, 控制:0.81, 成效:0.70, 戰略:0.33), CID=1141, CIDs=1141<p>

2 Docs., 0.60(結構性:4.08, 貨幣談判:2.12, 權力:2.12, 核能:2.12, 結構性權力:2.12, 新世:1.41, 結構性權力的視角:1.41, 矛盾:1.41, 反思:0.99, 能源:0.97), CID=491, CIDs=491<p>

2 Docs., 0.37(豐田:4.41, 現場主義:2.12, 危機:1.82, 試論:1.41, 化解:1.41, 豐田戰略轉型:1.41, 回歸:0.99), CID=1292, CIDs=1292<p>

2 Docs., 0.55(現代:2.87, 經濟差距:2.12, 階級:2.12, 物流:1.49, 物流業:1.41, 階層:1.41, 論現代日本的階級:1.41, 經驗:0.43, 關係:0.33, 啟示:0.15), CID=579, CIDs=579<p>

2 Docs., 0.50( :2.82, :2.12, :2.12, :2.12, :2.12, :1.41, :0

Figure 5: Calculation Process

There are 142 clusters, 436 items

- 65 clusters contain 2 items
- 45 clusters contain 3 items
- 13 clusters contain 4 items
- 10 clusters contain 5 items
- 4 clusters contain 6 items
- 3 clusters contain 9 items
- 1 clusters contain 8 items
- 1 clusters contain 10 items

1(10):

- 4777 : 10 Docs. : 0.1142 (military:35.3294, 軍事:6.5983, china:1.6027)
  - 1199 : 4 Docs. : 0.2165 (military:12.1509, focu:2.2961, china:0.0106)
    - 212 : 2 Docs. : 0.4153 (military:4.4724, information operation:4.2378, focu:3.2622, 領域:1.4126, military issue:1.4126)
      - 229 : 230 : 2010:詞彙共現在信息作戰領域發展之實證
      - 68 : 69 : 2003:一九九〇年代以來的黨軍關係

Figure 6: Outputs

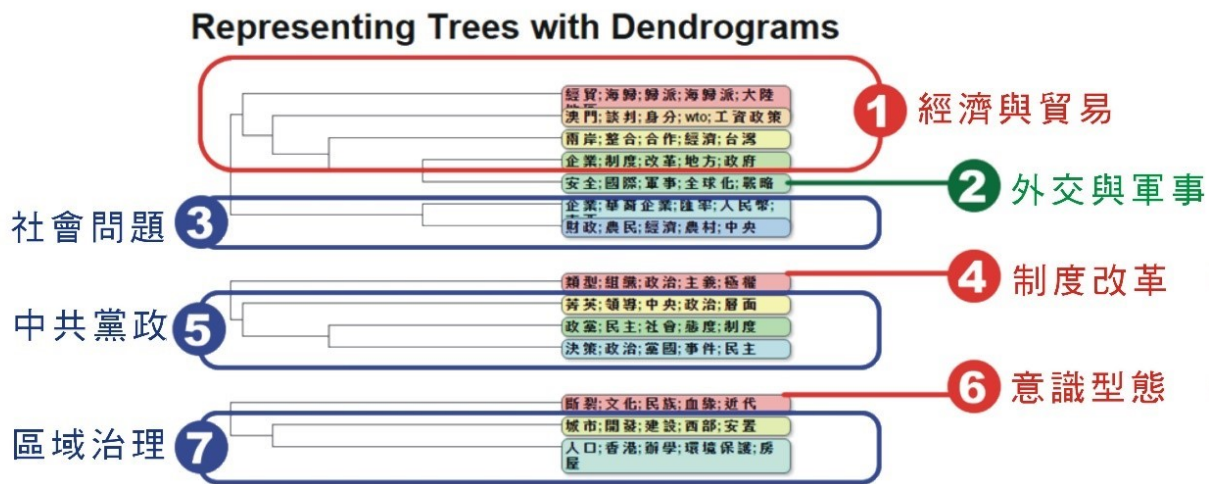


Figure 7: SMD of China Studies in Taiwan

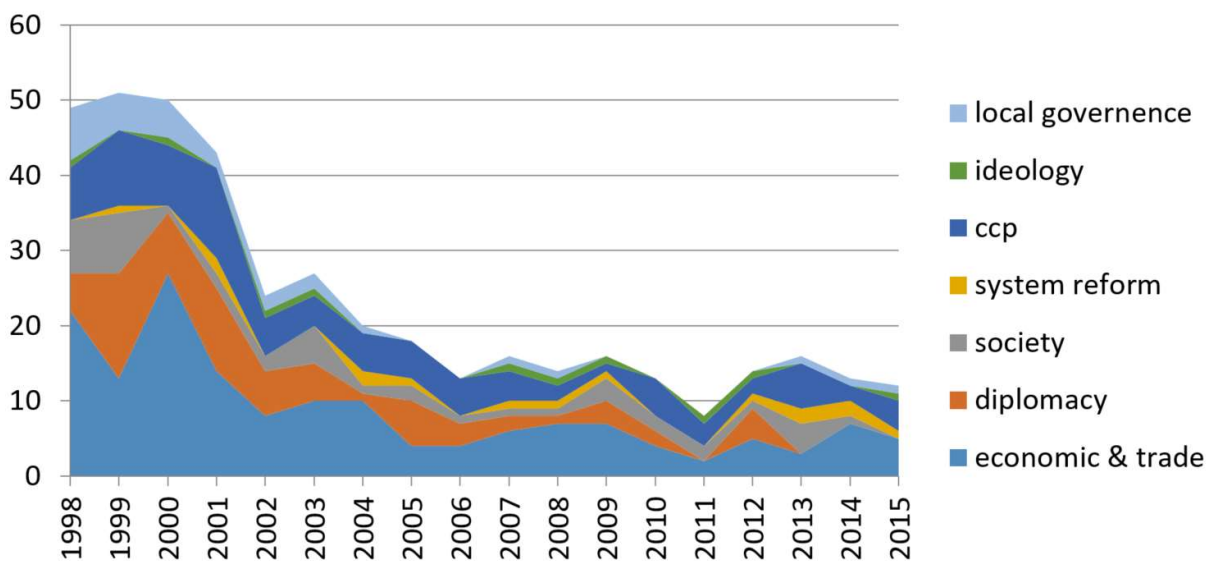


Figure 8: Line Chart of Article Numbers by Year



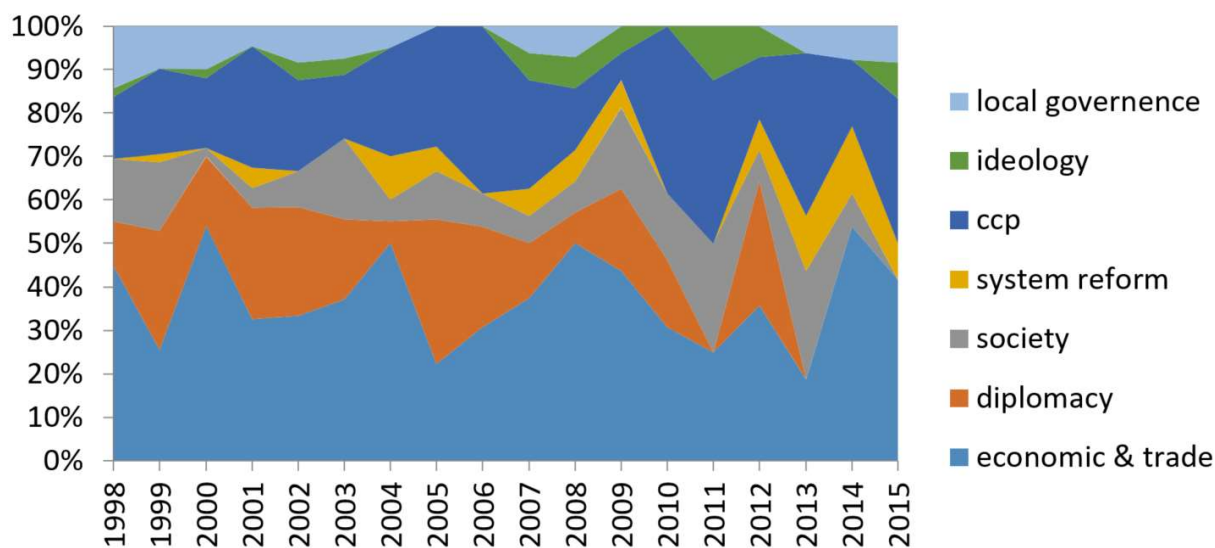


Figure 9: Line Chart of Article Percentages by Year

Table 1: Article Numbers by Year

	Economic & Trade	Diplomacy	Society	System Reform	CCP	Ideology	Local Governance	Total
1998	22	5	7	0	7	1	7	49
1999	13	14	8	1	10	0	5	51
2000	27	8	1	0	8	1	5	50
2001	14	11	2	2	12	0	2	43
2002	8	6	2	0	5	1	2	24
2003	10	5	5	0	4	1	2	27
2004	10	1	1	2	5	0	1	20
2005	4	6	2	1	5	0	0	18
2006	4	3	1	0	5	0	0	13
2007	6	2	1	1	4	1	1	16
2008	7	1	1	1	2	1	1	14
2009	7	3	3	1	1	1	0	16
2010	4	2	2	0	5	0	0	13
2011	2	0	2	0	3	1	0	8
2012	5	4	1	1	2	1	0	14
2013	3	0	4	2	6	0	1	16
2014	7	0	1	2	2	0	1	13
2015	5	0	0	1	4	1	1	12
Total	158	71	44	15	90	10	29	417