

Private Exploration Primitives for Data Cleaning

Chang Ge, Ihab F. Ilyas
School of Comp. Sci.
University of Waterloo
{c4ge,ilyas}@uwaterloo.ca

Xi He, Ashwin Machanavajhala
Dept. of Comp. Sci.
Duke University
{hexi88,ashwin}@cs.duke.edu

ABSTRACT

Data cleaning is the process of detecting and repairing inaccurate or corrupt records in the data. Data cleaning is inherently human-driven and state of the art systems assume cleaning experts can access the data to tune the cleaning process. However, in sensitive datasets, like electronic medical records, privacy constraints disallow unfettered access to the data. To address this challenge, we propose an utility-aware differentially private framework which allows data cleaner to query on the private data for a given cleaning task, while the data owner can track privacy loss over these queries. In this paper, we first identify a set of primitives based on counting queries for general data cleaning tasks and show that even with some errors, these cleaning tasks can be completed with reasonably good quality. We also design a privacy engine which translates the accuracy requirement per query specified by data cleaner to a differential privacy loss parameter ϵ and ensures all queries are answered under differential privacy. With extensive experiments using blocking and matching as examples, we demonstrate that our approach is able to achieve plausible cleaning quality and outperforms prior approaches to cleaning private data.

1. INTRODUCTION

Data cleaning and data integration are essential tasks in most data science and data analytics applications. Due to magnitude and the diversity of the problem, most enterprises rely on externally developed tools to unify, clean, and transform their data. Examples include data wrangling tools, such as Trifacta [16], data integration tools, such as Tamer [30], and many other transformation tools [3, 9, 28]. Most of these tools are not turn-key solutions, and have a large number of tunable parameters and configurations. Self-tuned tools are often limited in their applicability and need to make many assumptions on the underlying data, which are often violated in practice. Hence, commercial cleaning tools often rely on field engineers examining the

data, e.g., by eye-balling a sample, or by trying different configurations and design choices, and examining their effect on the data involved in the cleaning project. This interaction is guided mainly by two human roles: the *data owner* representing the domain and business expertise who can judge the quality of the cleaning results; and the *cleaning engineer* who is familiar with the cleaning tool and understands the implications of the configuration parameters. This interactive model customizes the cleaning solution and ensures the most effective deployment, and has been widely adopted in numerous systems [20, 29, 32].

This model works well if the cleaning engineer has the *direct* access to the data, but presents serious challenges when dealing with *sensitive* and *private* data (e.g., intelligence data collected by agencies, or health records of in a hospital). In these settings, enterprises often adopt one of two approaches: (i) rely on internally developed tools that can be tuned using the enterprise employees; or (ii) use commercial tools, and ask external cleaning experts who are familiar with the tool to configure it using public data sets that are close in structure to the actual data. Both approaches allow the enterprise employees or the cleaning tools experts to work directly on some data, but they suffer from major shortcomings: internally developed tools present a high cost of internal development and maintenance; and working with mock up data often results in poor tuning and sub-optimal results when the solution is deployed on the real data. In our interaction with multiple data cleaning companies and experts, these two challenges are currently severe pain points in cleaning private and sensitive data sets.

In this work, we propose a new model for cleaning private and sensitive data sets. We observe that engineers can accurately tune cleaning workflows by combining their expertise with access to just a (noisy) aggregate query interface, rather than access to the exact data (or a sample of it). We present comprehensive empirical evidence of this fact in Section 7, and highlight our key findings in Figure 1 (see Section 7 for details). We asked 8 humans (real cleaning engineers) and used 200 programs that simulate human cleaners (called robots; described in detail in Section A.3) to tune workflows for two exemplar data cleaning tasks of blocking and matching in entity resolution. Figure 1a shows that humans and robots alike achieve high task quality (recall for blocking and F1-score for matching, defined in Section 2) with access to an aggregate queries interface on the database with no error. Moreover, the same is true even when aggregate queries are answered with *tolerable* error (Figures 1b and 1c) with the highest achievable and median

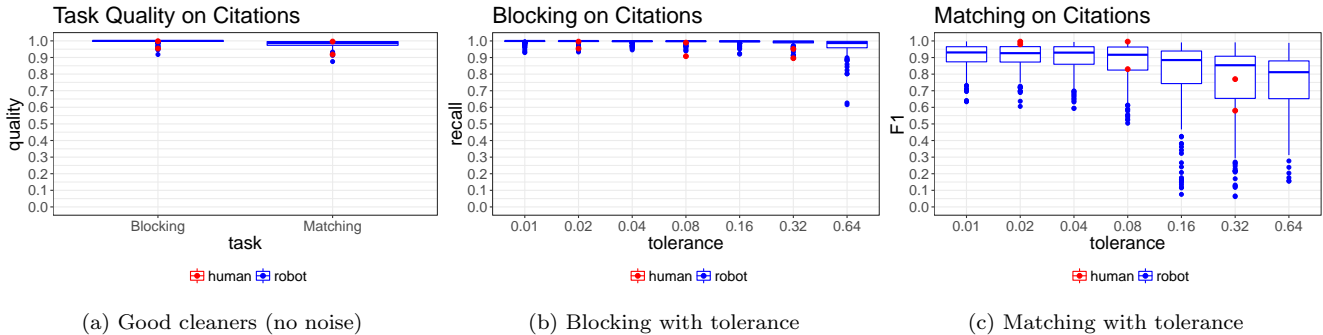


Figure 1: Cleaning quality on blocking and matching tasks on citations dataset: (a) shows that good cleaners (including human cleaners and manually designed robot cleaners) achieve high quality using true aggregate statistics; (b) and (c) show that the cleaning quality using noisy aggregate statistics as noise level (tolerance) increases. Refer to Section 7 for details.

accuracy degrading monotonically as the error in the queries increases. The variance in the quality results from the variance in decisions made by cleaners (in Figure 1a), and the noise in the aggregates in Figures 1b and 1c.

Inspired by these results, we propose DPCLEAN, a system that allows external cleaning engineers tune cleaning workflows on sensitive datasets while ensuring strong privacy guarantees. Cleaning engineers explore the dataset and the space of configuration parameters for the cleaning task by adaptively posing aggregate queries to DPCLEAN. Rather than thinking in terms of privacy bounds, the cleaning engineers are only required to specify an error *tolerance* on each of their queries. As the name suggests, DPCLEAN *translates* queries with tolerance to query answering strategies that satisfy ϵ -*differential privacy*, a strong privacy guarantee that permits noisy but accurate answers to aggregate queries, while provably bounding the information leakage about any single record in the database. Noisier aggregates ensure stronger privacy guarantees (smaller ϵ). DPCLEAN can bound the total privacy leakage for individual queries as well as for sequences of queries, and thus allows the data owner to estimate (or specify a bound on) the total privacy leakage about any single record to the cleaning engineer.

The key technical contributions of this paper are :

- DPCLEAN provides the first solution (to the best of our knowledge) that enables general data cleaning activities on private data via a private and secure interaction between the data owner and the cleaning engineer, each expressing their constraints in the most natural and effective way to carry out the cleaning task.
- *Primitives*: We propose a small set of aggregate *query primitives* that a cleaning engineer can use to privately explore the sensitive dataset. We formulate the semantics of error tolerance for each of these query types.
- *Translating Error to Privacy*: We formulate and solve the novel problem of translating aggregate queries with error tolerances to differentially private mechanisms that allow answering these queries within the error bounds, but with the *least* privacy loss. This is in contrast to almost all the work in differentially private algorithm design that assumes a constraint on privacy loss and minimizes the error.
- *Composition*: We use the novel moments accountant technique [2] to bound analyzes the overall privacy loss

during any interaction with the cleaning engineer.

- We conduct a thorough empirical evaluation to demonstrate the effectiveness and efficiency of DPCLEAN for real data cleaning scenario on real data sets.

Organization. Section 2 establishes notation and running examples used in this work. Section 3 presents an overview of DPCLEAN. The three key technical contributions of this work, namely aggregate query primitives, translating error to privacy and composition are presented in Sections 4, 5, and 6, respectively. Section 7 shows the evaluation of DPCLEAN on real datasets and cleaning tasks.

2. NOTATION AND BACKGROUND

Throughout the paper we consider a single table $D \in \mathcal{D}$, with schema $\mathbb{A} = \{A_1, A_2, \dots, A_d\}$. Each row $r \in D$ is drawn from a domain consisting of d attributes, $\Sigma = A_1 \times \dots \times A_d$. Our algorithms can be extended to relations with multiple tables, which is discussed in Section 9.

2.1 Differential Privacy

An algorithm that takes as input a table D satisfies differential privacy [6] if its output does not significantly change when adding or removing a single record in its input.

DEFINITION 1 ((ϵ, δ) -DIFFERENTIAL PRIVACY [6]). *A randomized mechanism $M : \mathcal{D} \rightarrow \mathcal{O}$ satisfies (ϵ, δ) -differential privacy if*

$$Pr[M(D) \in O] \leq e^\epsilon Pr[M(D') \in O] + \delta \quad (1)$$

for any set of outputs $O \subseteq \mathcal{O}$, and any pair of neighboring databases D, D' such that D and D' differ by adding or removing a record; i.e., $|D \setminus D' \cup D' \setminus D| = 1$.

Intuitively, smaller values of ϵ and δ result in stronger privacy guarantees as D and D' are harder to distinguish from the output. When $\delta = 0$, this privacy guarantee is called ϵ -differential privacy.

Differential privacy has emerged as the state-of-the-art privacy notion since (i) it is a strong mathematical privacy guarantee that hides information of individual records, but allows statistics of the dataset to be learnt, (ii) it ensures privacy even in the presence of side information about the data, and (iii) most importantly it allows one to bound the information leakage across multiple data accesses. We will describe composition and postprocessing theorems of differential privacy [6] that are used to bound privacy across

multiple accesses in Section 6. Differential privacy has seen adoption in a number of real products at the US Census Bureau [11, 24, 31], Google [8] and Apple [10]. We did not choose semantically secure or property preserving encryption, as the former does not allow the cleaning engineer to learn anything about the data, and the latter is susceptible to attacks using side information [27].

2.2 Use Case: Entity Resolution

To illustrate the interactive process for data cleaning we consider entity resolution (also referred to as record linkage, entity matching, reference reconciliation or de-duplication) [7, 17], an important data cleaning application, which aims to identify entities (or objects) referring to the same real-world entity. For concreteness, we will assume that the data owner has a single table D with attributes A_1, \dots, A_k and the owner already possesses a labeled training dataset D_t with schema $\mathbb{A} \times \mathbb{A} \times \{+, -\}$. We also assume that D_t is constructed by (a) picking a sample D' of records from D , (b) identifying for each $r \in D'$, another record $r' \in D \setminus D'$, and (c) for each pair (r, r') , labeling the pair as either a match (+) or a non-match (-) (like in [4]). Throughout this paper, we will assume that every record in D appears at most m times in the training dataset D_t ($m = 1$ in our experiments). Let D_t^+ and D_t^- denote the set of positive and negative examples in the training set.

A typical entity resolution solution usually involves two tasks: *blocking* and *matching*. Both these tasks are achieved by learning a boolean formula P (e.g. in DNF) over *similarity predicates*. We express a similarity predicate p as a tuple $(A, t, sim, \theta) \in \mathbb{A} \times \mathbb{T} \times \mathbb{S} \times \Theta$. First, $A \in \mathbb{A}$ is an attribute in the schema and $t \in \mathbb{T}$ is a transformation of the attribute value. Next, $sim \in \mathbb{S}$ is a similarity function that usually takes a real value often restricted to $[0, 1]$, and $\theta \in \Theta$ is a threshold. Given a pair of records (r_1, r_2) , a similarity predicate p returns either ‘True’ or ‘False’ with the following semantics:

$$p(r_1, r_2) \equiv (sim(t(r_1.A), t(r_2.A)) > \theta) \quad (2)$$

For instance, the similarity predicate $(Name, q - gram, cosine, 0.9)$ would return true whenever the cosine similarity of the character q-gram representation of the Name attribute in two records is greater than 0.9. Blocking and matching tasks typically use a rich library of attribute and context dependent transformations and similarity functions. There are an exponential number of possible predicates $\mathbb{A} \times \mathbb{T} \times \mathbb{S} \times \Theta$, and an even larger number of formulae that can be constructed by combining them with boolean operators. Judiciously limiting the search space over transformations, similarity predicates and thresholds is usually where the cleaning engineers domain expertise helps, and where human input helps create accurate cleaning workflows.

For blocking, our goal is to find a boolean formula that identifies a small set of candidate matching pairs that cover most of the true matches.

DEFINITION 2 (BLOCKING TASK). *Discover a boolean formula P_b over similarity predicates that achieves high recall, and low blocking cost. Recall is the fraction of true matching pairs that are labeled true by P_b .*

$$recall^{P_b} = |\{P_b(r, r') = true \mid (r, r') \in D_t\} \cap D_t^+| / |D_t^+| \quad (3)$$

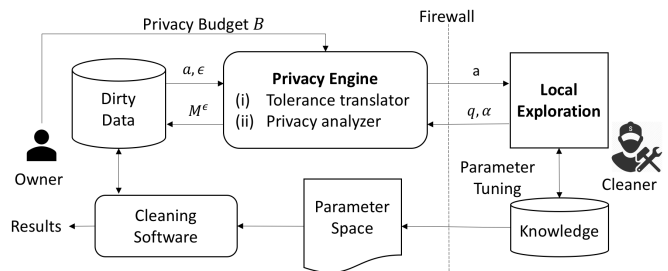


Figure 2: DPCLEAN Overview

Blocking cost is the fraction of pairs in D that return true for P_b .

$$cost^{P_b} = |\{P_b(r, r') = true \mid r, r' \in D\}| / |D \times D| \quad (4)$$

A matcher is a boolean formula P_m that identifies matching records with the least false positives and false negatives.

DEFINITION 3 (MATCHING TASK). *Discover a boolean formula P_m over similarity predicates that achieves high recall and precision on D_t . Precision measures whether P_m classifies true non-matches as matches, and recall measures the fraction of true matches that are captured by P_m .*

$$precision^{P_m} = |D_t^+ \cap D_t^{P_m}| / |D_t^{P_m}| \quad (5)$$

$$recall^{P_m} = |D_t^+ \cap D_t^{P_m}| / |D_t^+| \quad (6)$$

$$F1^{P_m} = 2 \times \frac{precision^{P_m} \times recall^{P_m}}{precision^{P_m} + recall^{P_m}} \quad (7)$$

where D_t^P denotes the set of rows in D_t that satisfy P .

3. DPCLEAN: SYSTEM OVERVIEW

Figure 2 illustrates the architecture of DPCLEAN. The data owner and the cleaning engineer are the two parties involved in this system. The data owner owns the private dirty data, while the cleaning engineer is on the other side of the ‘firewall’ with no direct access to the dirty data. A cleaning engineer can interact with the sensitive data through the *local exploration module*, and the *privacy engine* answers these queries and tracks the privacy loss.

3.1 Local Exploration

Local exploration is a human-guided process, in which a cleaning engineer explores the dirty data with the goal of judiciously choosing parameters for automatic cleaning software in the data cleaning workflow.

Consider a blocking task (Def. 2) where the cleaner’s goal is to find a disjunction of predicates $p_1 \vee \dots \vee p_k$ from the set of all predicates $\mathcal{S} = \mathbb{P}(\mathbb{A} \times \mathbb{T} \times \mathbb{S} \times \Theta)$. A typical cleaning engineer interacts with the data to limit the space of predicates as follows:

EXAMPLE 1 (DATA PROFILING). *The cleaning engineer starts with profiling the data, for example, to quantify the number of missing values for each attribute, or to know the distribution of values of some attributes.*

EXAMPLE 2 (PICKING PREDICATES). *Based on the acquired data profile, the cleaning engineer chooses a suitable subset of attributes (e.g., ones with least number of nulls),*

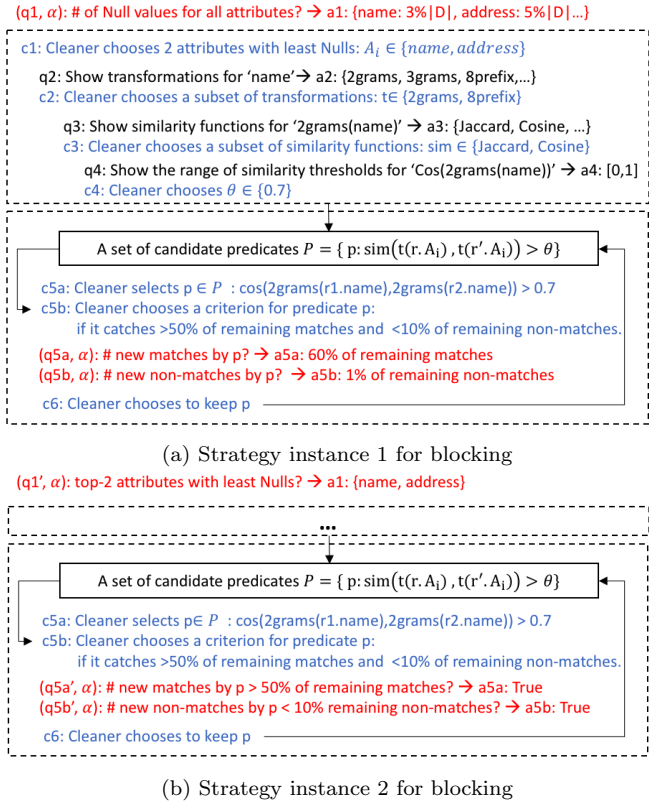


Figure 3: Two strategies for blocking with different queries

a subset of transformations (e.g., lower case, character 2-grams), a subset of similarity functions (e.g., Jaccard or Cosine similarity) along with reasonable thresholds to construct a set of candidate predicates $S' \subset S$ to use to build the blocker.

EXAMPLE 3 (EVALUATING PREDICATES).

Suppose a cleaning engineer has chosen $p_1 : \text{cosine}(2\text{grams}(r_1.\text{name}), 2\text{grams}(r_2.\text{name})) > 0.7$ and $p_2 : \text{cosine}(2\text{grams}(r_1.\text{address}), 2\text{grams}(r_2.\text{address})) > 0.7$ as 2 predicates in S' (from Example 2). The cleaner may want to measure the recall and blocking cost of p_1 , and $p_1 \vee p_2$.

EXAMPLE 4 (UPDATING CONFIGURATION). Suppose p_1 has a recall of 60% and blocking cost of 0.1%, and $p_1 \vee p_2$ has a recall of 65% and a blocking cost of 20%. The cleaner may choose to include p_1 in the solution and not $p_1 \vee p_2$ (as the latter has a high cost). On the other hand, if $p_1 \vee p_2$ can catch 90% of the matching pairs and 1% of the non-matching pairs, the cleaner may choose to retain $p_1 \vee p_2$ in the solution.

Some of these aforementioned example actions – e.g. profiling and predicate evaluation – can be achieved by the cleaning engineer posing aggregate queries over the (training) data. Other actions – e.g. selecting attributes or transformation, and setting thresholds on recall/cost – need the expertise of a human cleaning engineer. These two types of actions are formulated as follows.

Type-I: Queries with Tolerance. This type of actions

allow the cleaning engineer to query aggregate statistics on the database with some error tolerance. Given an aggregate query $q : \mathcal{D} \rightarrow \mathcal{O}$, we let $\text{dist}_{q,\text{type}} : \mathcal{O} \times \mathcal{O} \rightarrow \mathbb{R}^+$ denote a general distance function over the output space of the query that represent the difference between the true answer of a query q over D , referred to as $q(D)$, and a noisy answer $a \in \mathcal{O}$ to q . We define error tolerance on query as:

DEFINITION 4 (((α, β) - q -TYPE TOLERANCE)). Given a query, $q : \mathcal{D} \rightarrow \mathcal{O}$, and a distance function over the query output, $d : \mathcal{O} \times \mathcal{O} \rightarrow \mathbb{R}^+$. We say a mechanism $M : \mathcal{D} \rightarrow \mathcal{O}$ satisfies (α, β) - q -type tolerance for $\alpha \in \mathbb{R}^+$ and $\beta \in [0, 1)$ if for any table $D \in \mathcal{D}$

$$\Pr[\text{dist}_{q,\text{type}}(M(D), q(D)) \geq \alpha] \leq \beta. \quad (8)$$

We fix β to be a very small value throughout the paper. DPCLEAN supports the following query types: linear counting queries, linear counting queries with conditions and linear top-k queries. The query types and their tolerances are defined in Section 4. We denote a sequence of query-based actions by $[(q_1, \alpha_1), (q_2, \alpha_2), \dots]$ (and keep β the same for all queries).

Type-II: Smart Cleaning Choices. This type of actions are the smart choices made by the cleaning engineer based on the knowledge of the engineer (including the sequence query answers learned so far in addition to the initial expertise and the preference of this engineer). Consider Example 2, the space of choices on predicates are exponential in terms of the number of attributes, transformations, similarity functions, and possible thresholds. Different cleaning engineers can choose different sets of candidate predicates, P and even have different orders to evaluating these predicates. Moreover, there exist cleaner dependent criterion on whether to keep or prune a predicate in Example 4 and these criterion vary among engineers. We denote these engineer specific actions by $\mathcal{C} = [c_1, c_2, \dots]$, where c_i corresponds to a set of choices made by the engineer after the i th type-I action q_i for $i > 0$.

Cleaning Strategy. During the interactive process, we observe a sequence of type-I and type-II actions interleaved $[\dots, q_i, c_i, \dots]$. We use a *strategy* to denote a class of local explorations that using the same set of type-I actions (query types) but different type-II actions. Figure 3 shows two strategies iterates over example actions given in Example 1 to 4. These two strategies are different as they use different set of type-I actions (labeled by (q_i, α)), though they share the same type-II actions (labeled by c_i). In particular, the queries $q1, q5$ in the strategy shown in Figure 3a are count queries, while the queries $q1', q5'$ in Figure 3b are top-k and counting with condition queries respectively. The same engineer who applies the second strategy will see less information and may continue the exploration differently. If changing type-II actions of the strategy instance in Figure 3a, (e.g., $c5b$ changes to 'Cleaner chooses a criterion for predicate p: if it catches > 60% of remaining matches and < 5% of remaining non-matches), the resulted exploration still belongs to the same strategy. The differences in type-II actions are mainly due to the differences in the expertise or preference of cleaning engineers.

3.2 Privacy Engine

Algorithm 1 PrivacyEngine

Input: Dataset D , privacy parameters B, δ
1: Initialize $B_0 \leftarrow 0$ and $i \leftarrow 1$
2: **repeat**
3: Receive (q_i, α_i, β_i) from local exploration
4: $M_i \leftarrow \text{translate}(q_i, \alpha_i, \beta_i)$
5: $\hat{B}_i \leftarrow \text{estimateLoss}(M_1, \dots, M_i, \delta)$
6: **if** $\hat{B}_i \leq B$ **then**
7: Run $M_i(D)$ send output to local exploration
8: $B_i \leftarrow \text{analyzeLoss}(M_1, \dots, M_i, \delta), i++$
9: **else**
10: Send message: ‘Query Denied’
11: **end if**
12: **until** No more queries sent by local exploration

The *privacy engine* in DPCLEAN ensures that every sequence of queries (with tolerances) posed by the cleaning engineer is answered while satisfying (B, δ) -differential privacy, where B and δ are privacy budget parameters specified by the data owner. The privacy engine serves two important functions, and its operations are summarized in Algorithm 1.

The first component of this module is an *error tolerance to privacy translator* (Line 4) that takes each query q_i and its tolerance requirement (α_i, β_i) , and translates it into a differentially private (noise) mechanism $M_{q_i}^{\alpha_i, \beta_i}$ or simply represented as M_i . The translation is such that: (i) M_i satisfies (α_i, β) - q_i .type tolerance (Def. 4), (ii) M_i satisfies (ϵ, δ) -differential privacy with *minimal* privacy loss, i.e., the same mechanism M_i with different noise parameters cannot both simultaneously achieve (α_i, β) - q_i .type tolerance and (ϵ', δ) -differential privacy for $\epsilon' < \epsilon$. Note that constraints (i) and (ii) can be individually ensured by releasing the true answer or releasing an extremely noisy answer, respectively. Satisfying both the constraints simultaneously is a key technical innovation in this paper, and we propose a set of translation algorithms with *minimal* privacy loss in Section 5. While our algorithms translate individual queries with tolerances to privacy mechanisms, translating a group of queries simultaneously can result in higher accuracy (and lower privacy loss) – we defer this interesting direction for future work.

The second component named as *privacy analyzer* (Line 5-11) analyzes the accumulated privacy cost. Given a sequence of mechanisms (M_1, \dots, M_{i-1}) already executed by the privacy engine that satisfy an overall (B_{i-1}, δ) -differential privacy, the privacy engine calls function $\hat{B}_i = \text{estimateLoss}(M_1, \dots, M_i, \delta)$ (Line 5) to estimate the privacy loss that would be incurred by running the next mechanism M_i (to answer the next query). If \hat{B}_i exceeds the privacy budget B , then the privacy does not answer the query, and the cleaning engineer might either halt, or ask a query with a higher error tolerance. If $\hat{B}_i < B$, then the mechanism will be executed and $M_i(D)$ will be returned to the cleaning engineer. The privacy engine then calls $B_i = \text{analyzeLoss}(M_1, \dots, M_i, \delta)$ to compute the *actual* privacy loss. In most cases, B_i will be the same as \hat{B}_i , but in some cases the two can be different. In some of our translated mechanisms M_i , different execution paths have different privacy loss. \hat{B}_i represents the worst case privacy loss across all execution paths (computed before running M_i), while B_i represents the actual privacy loss (after running M_i). The privacy analyzer guarantees that the execution of any sequence of mechanisms (M_1, M_2, \dots, M_i) before it halts is (B, δ) -differential privacy (see Section 6).

The following sections will describe the set of aggregate query primitives supported by DPCLEAN, the privacy translator and the privacy analyzer.

4. PRIVACY PRIMITIVES

This section formalizes the aggregate query primitives supported in DPCLEAN: (i) linear counting queries, (ii) linear counting queries with conditions, and (iii) top-k linear counting queries. We consider the primitives because: (1) the definition of tolerance is different for these queries, and (2) the differentially private algorithms that support these primitives are different.

4.1 Linear Counting Query (LC)

There is much work on answering *linear counting queries* under differential privacy [22, 13]. An LC query on a table D , denoted by $q_\phi(\cdot)$, returns the number of rows in the table that satisfy a boolean predicate $\phi : \Sigma \rightarrow \{0, 1\}$. An LC query $q_\phi(D)$ can be expressed in SQL as

```
SELECT COUNT(*) FROM D WHERE  $\phi$ ;
```

Given an LC query q , we define the distance between the true output $q(D)$ and an approximate answer a as the absolute difference $|q(D) - a|$. The error tolerance for a mechanism for answering an LC query is defined as:

DEFINITION 5 (((α, β) -LC TOLERANCE)). *Given a linear counting query q_ϕ , we say a mechanism $M : \mathcal{D} \rightarrow \mathbb{R}$ satisfies (α, β) -LC tolerance, if for any table $D \in \mathcal{D}$,*

$$\Pr[|M(D) - q_\phi(D)| \geq \alpha] \leq \beta. \quad (9)$$

LC queries can be used to guide several cleaning tasks.

EXAMPLE 5 (LC QUERIES FOR NULLS). *Counting the number of rows with NULL for an attribute is an LC query on a base table D which counts the number of rows in D where the given attribute has ‘NULL’ value. If the true answer is 10000, and the tolerance is $(\alpha = 10, \beta = .05)$, then the approximate answer should be within [9990, 10010] with 95% probability.*

The *sensitivity* of an LC query on a base table, or the max change in its output due to adding or removing a tuple in the input, is always ≤ 1 . LC queries can also be posed on views over the base table, and its sensitivity is bounded by the *stability* of the view. Stability is defined as the number of tuples that are added or removed from a view due to adding or removing a single tuple in the base table.

EXAMPLE 6 (LC QUERIES FOR BLOCKING). *Given a dataset D , let D_t be a training set that consists of pairs of records in D and whether they are matching or non-matching records (as described in Sec. 2.2). Then, recall of the blocking predicate $P_b : \text{cosine}(2\text{grams}(r1.name), 2\text{grams}(r2.name)) > 0.7$ can be computed by first answering a LC q_{P_b} over the training set D_t that counts the number of matching records, D_t^+ , that satisfy the predicate P_b , and then dividing by the number of matching records in D_t^+ , a known constant. Note that if each record in D appears at most m times in D_t , then the stability of D_t (and the sensitivity of q_{P_b}) is at most m .*

4.2 LC Query with Condition (LCC)

Given a table D , a linear counting with condition (LCC) query $q_{\phi\theta c}$ returns a binary output ($\in \{0, 1\}$) based on comparing an LC query output $q_\phi(D)$ with a given threshold c . The comparison operator θ can be ' $>$ ', ' $<$ ', ' \geq ', ' \leq '. The error tolerance for a mechanism answering an LCC query $q_{\phi>c}$ is:

DEFINITION 6 (((α, β) -LCC TOLERANCE)). A mechanism $M : \mathcal{D} \rightarrow \{0, 1\}$ satisfies (α, β) -LCC tolerance for an LCC query $q_{\phi>c}$ if for any table D ,

$$\Pr[M(D) = 1 \mid q_\phi(D) < c - \alpha] \leq \beta \quad (10)$$

$$\Pr[M(D) = 0 \mid q_\phi(D) > c + \alpha] \leq \beta \quad (11)$$

Error tolerance for other $q_{\phi\theta c}$ are defined analogously.

EXAMPLE 7 (LCC QUERIES FOR NULLS).

Continuing with Example 5, instead of querying for the number of NULLs for an attribute, the cleaner can ask whether the number of NULLs is greater than some threshold, say 1000. Given a tolerance of $(\alpha = 10, \beta = .05)$, then when the answer is 1, with 95% probability the true count is $> 1000 - 10$; and when the answer is 0, with 95% probability the true count is $< 1000 + 10$;

Similarly, LCC queries can be used to check if the quality of a blocking scheme or a matching predicate reaches a threshold. The sensitivity of an LCC query on a table is always 1.

4.3 LC Top-K Query (LCT)

Given a table D , a top- k linear counting query takes in a set of boolean formulae $\Phi = \{\phi_1, \dots, \phi_L\}$, and outputs the top- k boolean formulae that are satisfied by the largest (or the least) number of rows in the table, denoted by $q_{\phi_1, \dots, \phi_L}^{k, \downarrow}$ (or $q_{\phi_1, \dots, \phi_L}^{k, \uparrow}$, respectively).

DEFINITION 7 (((α, β) -LCT TOLERANCE)). Given a top- k linear counting query $q_{\phi_1, \dots, \phi_L}^{k, \downarrow}$, we say that a mechanism $M : \mathcal{D} \rightarrow \mathcal{O}$ with output $a = \{\phi_{i_1}, \dots, \phi_{i_k}\}$ satisfies (α, β) -LCT tolerance if for any table $D \in \mathcal{D}$,

$$\Pr[\{|\phi \in M(D) \mid q_\phi(D) < c_k - \alpha\}| > 0] \leq \beta \quad (12)$$

$$\Pr[\{|\phi \in (\Phi - M(D)) \mid q_\phi(D) > c_k + \alpha\}| = 0] \leq \beta \quad (13)$$

where c_k is the answer to the k^{th} largest LC query.

This definition is equivalent to saying that with high probability all boolean formulae ϕ in the output of the mechanism have $q_\phi(D) > c_k - \alpha$, and every $\phi \in \{\phi_1, \dots, \phi_L\}$ with $q_\phi(D) > c_k + \alpha$ is in the output.

EXAMPLE 8 (LCT QUERIES FOR MISSING VALUES).

Again continuing with Example 5, suppose the cleaner wants to prune out k attributes with the most number of NULLs. Rather than using LC queries counting the number of NULLs in each attribute, the cleaner could directly as an LCT query. For instance, suppose A_1, A_2, \dots, A_5 have $\{10000, 8000, 200, 100, 50\}$ NULLs respectively. The top $k = 2$ attributes with the most number of missing values are A_1, A_2 . The number of NULLs in A_2 , the k^{th} largest LC query answer, is 8000. Given a tolerance of $(\alpha = 10, \beta = .05)$, then the with high probability, attributes selected in the output should have a true count larger than $8000 - 10$, and attributes with true count larger than $8000 + 10$ should be appear in the output.

5. TRANSLATING ERROR TO PRIVACY

In this section, we provide translation algorithms for for the three types of primitives including LC, LCC, and LCT defined in the previous section. Given a query q , where $q.\text{type} \in \{\text{LC}, \text{LCC}, \text{LCT}\}$ on a table D with (α, β) - q .type tolerance requirement for q , we propose a differentially private mechanism $M_q^{\alpha, \beta}$, or simply denoted as M for each primitive q such that (i) q is answered with mechanism M that satisfies (α, β) - q .type tolerance, (ii) mechanism M satisfies (ϵ, δ) -differential privacy, with *minimal* privacy loss. i.e., the same mechanism M with different noise parameters cannot both simultaneously achieve (α, β) - q .type tolerance and (ϵ', δ) -differential privacy for $\epsilon' < \epsilon$. Note that the privacy analysis described in this section is only for a single mechanism and the overall privacy analysis will be presented in Section 6. We first present a set of Laplace noise based translations that do not require the data and spend no additional privacy budget. Then we discuss data-dependent approaches that may save privacy cost for LCC queries. All the translations are based on the theoretical properties of Laplace noise, and hence are different from the prior work [23] that computes true error for a complex analysis.

5.1 Laplace Noise based Translation

We present Laplace noise based methods to translate the tolerance of the three types of primitives defined in Section 4.

DEFINITION 8 (LAPLACE NOISE). Noise η is drawn from the Laplace distribution with parameters b , denoted by $\text{Lap}(b)$. That is, $\Pr[\eta = z] \propto e^{-z/b}$.

Laplace distribution has a mean of 0 and a variance of $2b^2$, and this noise η is bounded by $[-\alpha, \alpha]$ with probability of $1 - e^{-\alpha/b}$. As the noise parameter b increases, the noise is more likely to be outside the range $[-\alpha, \alpha]$.

5.1.1 Laplace Mechanism For LC

Given a linear counting query $q_\phi(\cdot)$ for $D \in \mathcal{D}$, adding noise $\eta \sim \text{Lap}(b)$ to $q_\phi(D)$, where $b \leq \frac{\alpha}{\ln(1/\beta)}$, we can achieve (α, β) -LC tolerance. This result is simply based on the property of the noise, i.e., η is bounded by $[-\alpha, +\alpha]$ with high probability $1 - e^{-\alpha/b}$. This perturbation mechanism is also known as a classic differentially private mechanism, Laplace mechanism [6]. This mechanism satisfies ϵ -differential privacy, where $\epsilon = 1/b$ ¹. Hence, to minimize the privacy cost of this mechanism, we consider $b = \frac{\alpha}{\ln(1/\beta)}$. More formally,

THEOREM 1. Given a linear counting query $q_\phi(\cdot)$, for table $D \in \mathcal{D}$, adding noise $\eta \sim \text{Lap}(b)$ to $q_\phi(D)$, where $b = \frac{\alpha}{\ln(1/\beta)}$, denoted by $LM_{q_\phi}^{\alpha, \beta}(\cdot)$, can achieve (α, β) -LC tolerance, i.e. $\Pr[|LM_{q_\phi}^{\alpha, \beta}(D) - q_\phi(D)| \geq \alpha] \leq \beta$ with the minimal ϵ -differential privacy cost, where $\epsilon = 1/b = \frac{\ln(1/\beta)}{\alpha}$.

5.1.2 Laplace Comparison Mechanism for LCC

Similar to a linear counting query, a linear counting query with condition $q_{\phi>c}(D)$ can be answered using Laplace noise. As shown in Algorithm 2, noise η drawn from Laplace distribution with parameter $b = \frac{\alpha}{\ln(1/(2\beta))}$ is added to the difference between $q_\phi(D)$ and c . If the noisy difference is

¹The global sensitivity of LC is only 1 as adding or removing one row only affect the number of rows satisfying the given predicate at most 1.

Algorithm 2 $\text{LCM}(q_{\phi, > c}, D, \alpha, \beta)$

Input: LCC $q_{\phi, > c}(\cdot)$, table D , (α, β) -LCC tolerance
Output: Answer $a \in \{\text{True}, \text{False}\}$
1: Draw noise $\eta \sim \text{Lap}(b)$, where $b = \frac{\alpha}{\ln(1/(2\beta))}$
2: Perturb difference $\tilde{x} = q_{\phi}(D) - c + \eta$
3: **if** $\tilde{x} > 0$ **then**
4: **return** True
5: **end if**
6: **return** False

Algorithm 3 $\text{LTM}(q_{\phi_1, \dots, \phi_L}^{k, \downarrow}, D, (\alpha, \beta))$

Input: LCT $q_{\phi_1, \dots, \phi_L}^{k, \downarrow}(\cdot)$, table D , (α, β) -LCT tolerance
Output: Answer $a = \{\phi_{i_1}, \dots, \phi_{i_k}\}$
1: $(\eta_1, \dots, \eta_L) \sim \text{Lap}(b)^L$, where $b = \frac{\alpha}{2(\ln L + \ln(k/\beta))}$
2: $(\tilde{x}_1, \dots, \tilde{x}_L) = (q_{\phi_1}(D), \dots, q_{\phi_L}(D)) + (\eta_1, \dots, \eta_L)$
3: $(i_1, \dots, i_k) = \text{Argmax}_{i=1, \dots, L}^k \tilde{x}_i$
4: **return** $\{\phi_{i_1}, \dots, \phi_{i_k}\}$

greater than 0, the mechanism outputs ‘True’; otherwise, ‘False’. We refer this mechanism for answering $Q_{\phi, > c}$ as *Laplace comparison mechanism*. Theorem 2 states (α, β) -LCC tolerance guarantee of this mechanism.

THEOREM 2. *Given a linear counting query with condition $q_{\phi, > c}(\cdot)$ for any $D \in \mathcal{D}$, Laplace comparison mechanism (Algorithm 2) denoted by $\text{LCM}_{q_{\phi, > c}}^{\alpha, \beta}(\cdot)$, can achieve (α, β) -LCC tolerance with minimal ϵ -differential privacy cost, where $\epsilon = 1/b = \frac{\ln(1/(2\beta))}{\alpha}$.*

The proof can be found in Appendix B.1.

Alternatively, the cleaning engineer can pose a linear counting query q_{ϕ} with (α, β) -LC tolerance via the DP-CLEAN system, and then use the noisy answer of $q_{\phi}(D)$ to learn $q_{\phi, > c}$ locally. On one hand, $\text{LM}_{q_{\phi}}^{\alpha, \beta}$ add a smaller expected noise to $q_{\phi}(D)$, and hence can achieve (α, β) -LCC tolerance, more specifically,

LEMMA 3. *Using the output of a Laplace mechanism $\text{LM}_{q_{\phi}}^{\alpha, \beta}$ to answer $q_{\phi, > c}$ can achieve (α', β) -LCC tolerance, where $\alpha' = (1 - \frac{\ln 2}{\ln(1/\beta)})\alpha < \alpha$.*

Moreover, this approach allows a cleaning engineer to make more local decisions, for example, how much to adjust the threshold of a similarity function. On the other hand, a smaller noise in $\text{LM}_{q_{\phi}}^{\alpha, \beta}$ implies a larger privacy cost of $\frac{\ln(1/\beta)}{\alpha}$ compared to $\text{LCM}_{q_{\phi, > c}}^{\alpha, \beta}$ with cost of $\frac{\ln(1/(2\beta))}{\alpha}$.

5.1.3 Laplace Top- k Mechanism for LCT

Given a set of boolean formulae $\{\phi_1, \dots, \phi_L\}$ we would like to find top- k boolean formulae that are satisfied by the largest number of rows in the table. This query can be treated as L number of linear counting queries $\{q_{\phi_1}, \dots, q_{\phi_L}\}$ and be answered as shown in Algorithm 3, Each linear counting query q_{ϕ_i} is added with noise drawn from $\text{Lap}(b)$, where $b = \frac{\alpha}{2(\ln L + \ln(k/\beta))}$. These boolean formulae are then sorted based on their corresponding noisy counts in descending order. The first k boolean formulae are outputted. We call this approach *Top- k Laplace Mechanism*. We show that this mechanism satisfies (α, β) -LCT tolerance with minimal privacy cost.

THEOREM 4. *Given a top- k linear counting query, $q_{\phi_1, \dots, \phi_L}^{k, \downarrow}(\cdot)$, for any table $D \in \mathcal{D}$, Laplace top- k mechanism (Algorithm 3) denoted by $\text{LTM}_{q_{\phi_1, \dots, \phi_L}^{k, \downarrow}}^{\alpha, \beta}(\cdot)$, can achieve (α, β) -LCT tolerance with minimal ϵ -differential privacy cost, where $\epsilon = k/b = \frac{2k(\ln L + \ln(k/\beta))}{\alpha}$.*

The proof for the tolerance requirement and its privacy cost are shown in Appendix B.2.

Alternatively, the cleaning engineer can pose a list of linear counting query $q_{\phi_1}, \dots, q_{\phi_L}$ with (α, β) -LC tolerance for each linear counting query, and then answer the top- k linear counting query $q_{\phi_1, \dots, \phi_L}^{k, \downarrow}$ locally. However, this local exploration cannot achieve (α, β) -LCT tolerance, due to smaller expected noise per query (smaller b). More specifically,

LEMMA 5. *Using the outputs of $\text{LM}_{q_{\phi_i}}^{\alpha, \beta}$ for $i = 1, \dots, L$ to answer $q_{\phi_1, \dots, \phi_L}^{k, \downarrow}$ can achieve (α', β) -LCT tolerance, where $\alpha' = (1 + \frac{2 \ln(Lk)}{\ln(1/\beta)})\alpha > \alpha$.*

5.2 Data Dependent Translation for LCC

The translation mechanisms shown above are all data-independent as the derivation of the noise parameter and hence the privacy cost only depends on the tolerance requirement. Given the same query and tolerance requirement, it is possible to achieve smaller privacy cost using a different mechanism. In this section, we use linear counting query with condition LCC, $q_{\phi, > c}(\cdot)$, as an example to explore data-dependent translations with potentially smaller privacy cost. Intuitively, when $q_{\phi}(D)$ is much larger (or smaller) than c , then a much larger (smaller resp.) noise can be added to $q_{\phi}(D)$ without changing the ‘True’ or ‘False’ decision of the system. Consider the following example.

EXAMPLE 9. *Consider a linear query counting with condition $q_{\phi, > c}$, where $c = 100$. To achieve α -LCC tolerance with high probability $1 - \beta$, where $\alpha = 10, \beta = 0.1^{10}$, Laplace comparison mechanism requires a privacy cost of $\frac{\ln(1/(2\beta))}{\alpha} = 2.23$ by Theorem 2, regardless of the data. Suppose $q_{\phi}(D) = 1000$. In this case, $q_{\phi}(D)$ is much larger than the threshold c , and the difference is $\frac{(1000-100)}{\alpha} = 90$ times of the accuracy bound $\alpha = 10$. Hence, even when applying Laplace comparison mechanism with a privacy cost equals to $\frac{2.23}{90} \approx 0.25$ wherein the noise added is bounded by 90α with high probability $1 - \beta$, the noisy difference $q_{\phi}(D) - c + \eta_{\text{sign}}$ will still be greater than 0 with high probability.*

This is an example where a different mechanism rather than $\text{LCM}_{q_{\phi, > c}}^{\alpha, \beta}$ achieves the same LCC tolerance with a smaller privacy cost. Note that the tightening of the privacy cost in this example requires to know the value of $q_{\phi}(D)$, and thus this privacy cost estimation is a data dependent approach. We need to ensure this step is also differentially private and propose two approaches next.

5.2.1 LCM with Poking

The first approach is summarized in Algorithm 4, named as Laplace Comparison Mechanism with Poking (LCMP). This algorithm first computes the privacy cost of $\text{LCM}_{q_{\phi, > c}}^{\alpha, \beta}$ based on Theorem 2, denoted by ϵ_{LCM} , and prepares a privacy cost which is much smaller than ϵ_{LCM} for the initial poking. In this algorithm, this initial privacy cost ϵ_0 is set to be $\epsilon_{\text{LCM}} \cdot f$, where $f = 0.1$ in this paper. With this initial

Algorithm 4 $\text{LCMP}(q_{\phi,>c}, D, \alpha, \beta)$

Input: LCC $q_{\phi,>c}$, table D , (α, β) -LCC tolerance
Output: Answer $a \in \{\text{True}, \text{False}\}$

- 1: Privacy cost for LCM $\epsilon_{\text{LCM}} = \frac{\ln(1/(2\beta))}{\alpha}$ \triangleright Theorem 2
- 2: Prepaid privacy cost $\epsilon_0 = \epsilon_{\text{LCM}} \cdot f$, where $f = 0.1$
- 3: Add noise $\tilde{x} = q_{\phi}(D) - c + \eta$, where $\eta \sim \text{Lap}(1/\epsilon_0)$
- 4: Set $\alpha_0 = \ln(1/\beta)/\epsilon$
- 5: **if** $\tilde{x} - \alpha_0 + \alpha \geq 0$ **then**
- 6: **return** True
- 7: **else if** $\tilde{x} + \alpha_0 - \alpha \leq 0$ **then**
- 8: **return** False
- 9: **else**
- 10: **return** $\text{LCM}(q_{\phi,>c}, D, \alpha, \beta/2)$
- 11: **end if**

Algorithm 5 $\text{LCMMP}(q_{\phi,>c}, D, \alpha, \beta, m)$

Input: LCC $q_{\phi,>c}$, table D , (α, β) -LCC tolerance
Output: Answer $a \in \{\text{True}, \text{False}\}$

- 1: Set the number of poking $m = 10$
- 2: Compute $\epsilon_{\text{max}} = \ln(m/(2\beta))/\alpha$
- 3: Initial privacy cost $\epsilon_0 = \epsilon_{\text{max}}/m$
- 4: $\tilde{x}_0 = q_{\phi}(D) - c + \eta_0$, where $\eta_0 = \text{Lap}(1/\epsilon_0)$
- 5: **for** $i = 0, 1, \dots, m - 2$ **do**
- 6: Set $\alpha_i = \ln(m/(2\beta))/\epsilon_i$
- 7: **if** $(\tilde{x}_i - \alpha_i)/\alpha \geq -1$ **then**
- 8: **return** True
- 9: **else if** $(\tilde{x}_i + \alpha_i)/\alpha \leq 1$ **then**
- 10: **return** False
- 11: **else**
- 12: Increase privacy budget $\epsilon_{i+1} = \epsilon_i + \epsilon_{\text{max}}/m$
- 13: Update noise $\eta_{i+1} = \text{NoiseDown}(\eta_i, \epsilon_i, \epsilon_{i+1})$ [18]
- 14: New noisy difference $\tilde{x}_{i+1} = q_{\phi}(D) - c + \eta_{i+1}$
- 15: **end if**
- 16: **end for**
- 17: **if** $\tilde{x}_{m-1} > 0$ **then**
- 18: **return** True
- 19: **else**
- 20: **return** False
- 21: **end if**

privacy cost, this algorithm first adds a noise drawn from $\text{Lap}(1/\epsilon_0)$ to the difference $q_{\phi}(D) - c$. If the noisy difference is sufficiently large (small), then the algorithm confidently outputs ‘True’ (‘False’), represented by Lines 5-6 (Lines 7-8) respectively. Otherwise, LCM (Algorithm 2) will be called to answer this query (Line 10). We summarize the tolerance and privacy guarantee of this mechanism as follows.

THEOREM 6. *Given a LCC query $q_{\phi,>c}$, for any table $D \in \mathcal{D}$, LCM with Poking (Algorithm 4), denoted by $\text{LCMP}_{q_{\phi,>c}}^{\alpha,\beta}$ achieves (α, β) -LCC tolerance, and satisfies ϵ -differential privacy cost, where $\epsilon = \frac{(1+f)\ln(1/\beta)}{\alpha}$.*

The proof can be found in Appendix B.3. Note that this mechanism alone spends more privacy budget than LCM, but if the mechanism stops before calling LCM (Line 9), only one Laplace noise is drawn, and thus the remaining privacy budget can be saved for the subsequent mechanisms during the interaction. This saving will be considered by the overall privacy analyzer presented in Section 6, and we show in the evaluation that this optimization allows more queries to be posed within the overall budget constraint B and hence better cleaning quality can be achieved.

5.2.2 LCM with Multi-Poking

In the Laplace Comparison Mechanism with Poking (Algorithm 4), the prepaid privacy budget needs to be specified, but it is difficult to determine a value without looking at the query answer. To tackle this challenge, we propose another approach which allows of m times poking with increasing privacy cost. This approach is summarized in Algorithm 5, as Laplace Comparison Mechanism with Multi-Poking (LCMMP). This approach first computes the privacy cost if all m poking are needed, $\epsilon_{\text{max}} = \frac{\ln(m/(2\beta))}{\alpha}$. The first poking is the same as Poking LCM which checks if the noisy difference \tilde{x}_0 is sufficiently greater (or smaller) than the tolerance α_0 for the current privacy cost. If this is true (Lines 8-12), then an answer ‘True’ (or ‘False’) is returned; otherwise, the privacy budget is relaxed with additional ϵ_{max}/m . At $i + 1$ th iteration, instead of sampling independent noise, we apply the NoiseDown Algorithm [18] (details refer to Algorithm 6 in Appendix) to correlate the new noise η_{i+1} with noise η_i from the previous iteration. In this way, the composition of the first $i + 1$ iterations is ϵ_{i+1} , and the noise added in the $i + 1$ th iteration is equivalent to a noise generated with Laplace distribution with privacy budget ϵ_{i+1} . This approach allows data cleaner to learn the query answer with a gradual relaxation of privacy cost. This process repeats until all ϵ_{max} is spent. We show that Algorithm 5 achieves both tolerance and privacy requirements.

THEOREM 7. *Given a LCC query $q_{\phi,>c}$, for any table $D \in \mathcal{D}$, LCM with Multi-Poking (Algorithm 5), denoted by $\text{LCMMP}_{q_{\phi,>c}}^{\alpha,\beta}$, achieves (α, β) -LCC tolerance with ϵ -differential privacy, where $\epsilon = \frac{\ln(m/(2\beta))}{\alpha}$.*

The proof can be referred to Appendix B.3.

Similar to LCM with Poking, the privacy cost of this mechanism alone is larger than LCM, but this mechanism may stop before ϵ_{max} is used up, and hence it potentially saves privacy budget for the subsequent queries. We also show in the evaluation that this optimization allows more queries to be posed within the overall budget constraint B , resulted in better cleaning quality than LCM.

In DPCLEAN , the default translation algorithms for LC, LCC, and LCT are respectively LM, LCM, and LTM described in Section 5.1. We empirically show these optimizations for LCC, but when to turn them on is an interesting future direction. Moreover, Laplace noise is used as an example for translation which achieves ϵ -differential privacy per query in this section. Other type of noises are also possible, such as Guassian noise which provides (ϵ, δ) -differential privacy per query, and can be adapted into this system.

6. PRIVACY ANALYZER

Privacy analyzer is the second component in the privacy engine that analyzes the accumulated privacy cost of all interactive process. There are two functions called by this component as shown in Algorithm 1, (i) $\hat{B}_i = \text{estimateLoss}(M_1(D), \dots, M_{i-1}(D), M_i(\cdot), \delta)$ (Line 5) to estimate the privacy loss that would be incurred by running the next mechanism M_i (to answer the next query); (ii) $B_i = \text{analyzeLoss}(M_1(D), \dots, M_i(D), \delta)$ to compute the *actual* privacy loss after running M_i . The output of these two functions are the same in most cases, except when data-dependent translation algorithms are applied, such as Algorithms 4 and 5 which have different execution paths and hence different privacy loss. \hat{B}_i represents the worst

case privacy loss across all execution paths (computed before running M_i) if running M_i , while B_i represents the actual privacy loss (after running M_i). We will present two types of privacy analysis to compose the sequence of differentially private algorithms (M_1, M_2, \dots, M_i).

6.1 Sequential Composition

The first simple but useful composition technique used is sequential composition.

THEOREM 8 (SEQUENTIAL COMPOSITION [6]). *Let $M_1(\cdot)$ and $M_2(\cdot, \cdot)$ be algorithms with independent sources of randomness that satisfy (ϵ_1, δ_1) - and (ϵ_2, δ_2) -differential privacy, resp. Then an algorithm that outputs both $M_1(D) = O_1$ and $M_2(O_1, D) = O_2$ satisfies $(\epsilon_1 + \epsilon_2, \delta_1 + \delta_2)$ -differential privacy.*

Given a sequence of data independent translation mechanisms M_1, M_2, \dots, M_i shown in Section 5.1 that satisfy differential privacy with cost of $\epsilon_1, \epsilon_2, \dots, \epsilon_i$ respectively, both functions `estimateLoss` and `analyzeLoss` output $(\epsilon_1 + \dots + \epsilon_i)$. For data dependent translation mechanisms, `estimateLoss` considers the worst privacy loss of these mechanisms. For instance, if M_i is LCM with poking (Algorithms 4), `estimateLoss` increments the privacy loss B_{i-1} by $\frac{(1+f)\ln(1/\beta)}{\alpha}$ (the privacy loss derived in Theorem 6) to obtain \hat{B}_i while `analyzeLoss` considers the actual privacy loss: if LCM is not called (Line 10), then the actual privacy loss B_i increments by $\frac{f\ln(1/\beta)}{\alpha}$; otherwise, the actual privacy cost B_i increments by $\frac{(1+f)\ln(1/\beta)}{\alpha}$. Similarly, if M_i is LCM with multi-poking (Algorithm 5), then `estimateLoss` increments the privacy loss B_{i-1} by ϵ_{\max} while `analyzeLoss` considers only ϵ_i if the algorithm stops at loop i .

6.2 Advanced Composition

Advanced composition technique [6] allows the privacy parameters to degrade more slowly than sequential composition. We choose the most recent moments accounting method [2, 26] to compose this sequence of happened mechanisms. The key ideas of this analysis are presented next.

The sequence of differentially private mechanisms M_1, M_2, \dots, M_i run by the privacy engine can be considered as an instance of *adaptive composition* which is modeled by letting the auxiliary input of the i th mechanism M_i be the output of all the previous mechanisms, i.e., $M_i : \prod_{j=1}^{i-1} \mathcal{O}_j \times \mathcal{D} \rightarrow \mathcal{O}_i$. The moment accountant keeps track of a bound on the moments of the privacy loss random variable of each mechanism defined below.

For any neighboring databases $D, D' \in \mathcal{D}$, a given mechanism M , an auxiliary input aux , the λ th moment $\mu_M(\lambda; aux, D, D')$ is the log of the *moment generating function* evaluated at the value λ :

$$\mu_M(\lambda; aux, D, D') = \log \mathbb{E}_{o \sim M(aux, D)} [e^{\lambda c(o; M, aux, D, D')}] \quad (14)$$

where the privacy loss at an outcome $o \in \mathcal{O}$ is defined as

$$c(o; M, aux, D, D') = \log \frac{\Pr[M(aux, D) = o]}{\Pr[M(aux, D') = o]} \quad (15)$$

The privacy loss of a mechanism requires to bound all possible $\mu_M(\lambda; aux, D, D')$, i.e.,

$$\mu_M(\lambda) = \max_{aux, D, D'} \mu_M(\lambda; aux, D, D'), \quad (16)$$

where the maximum is taken over all possible aux and all the neighboring databases D, D' .

The following theorem allows the privacy analyzer to compute the accumulated privacy loss.

THEOREM 9 (MOMENTS ACCOUNTANT [2]). *Let $\mu_M(\lambda)$ defined as above. Then*

1. **Composability:** *Suppose that a mechanism \mathcal{M} consists of a sequence of adaptive mechanisms M_1, \dots, M_i where $M_i : \prod_{j=1}^{i-1} \mathcal{O}_j \times \mathcal{D} \rightarrow \mathcal{O}_i$. Then, for any λ ,*

$$\mu_{\mathcal{M}}(\lambda) \leq \sum_{j=1}^i \mu_{M_j}(\lambda). \quad (17)$$

2. **Tail bound:** *For any $\epsilon > 0$, the mechanism \mathcal{M} is (ϵ, δ) -differentially private for*

$$\epsilon = \min_{\lambda} (\mu_{\mathcal{M}}(\lambda) - \ln \delta) / \lambda. \quad (18)$$

By the theorem above, the privacy analyzer only needs to bound $\mu_{M_i}(\lambda)$ at each step and sum them to bound the moments of the sequence of mechanisms \mathcal{M} . Then the tail bound can be used to convert the moment bound to the (ϵ, δ) -differential privacy guarantee. The analysis of a single Laplace noise based Laplace Mechanism [26] that adds $\eta \sim Lap(b)$ leads to a privacy loss

$$\mu_{Lap(b)}(\lambda) = \frac{1}{\lambda - 1} \log \left\{ \frac{\lambda e^{(\lambda-1)/b}}{2\lambda - 1} + \frac{(\lambda - 1)e^{-\lambda/b}}{2\lambda - 1} \right\} \quad (19)$$

when $\lambda > 1$; $\mu_{Lap(b)}(\lambda) = 1/b + e^{-1/b} - 1$ when $\lambda = 1$. When λ goes to ∞ , $\mu_{Lap(b)}(\lambda)$ goes to $1/b$. As the translation mechanisms shown in Section 5 are all based Laplace noise, a sequence of these mechanisms can be analyzed as a sequence of adaptive Laplace mechanisms that add noises to the corresponding linear counting queries. In particular, the Laplace top- k mechanism (Algorithm 3) for LCT draws a vector of noises (η_1, \dots, η_L) from $Lap(b)^L$, where $\mu_{Lap(b)^L}(\lambda)$ is simply $\mu_{Lap(b)^L}(\lambda) \cdot L$. Similar as sequential composition, the outputs of the two functions `estimateLoss` and `analyzeLoss` are the same if all mechanisms are data independent. When data-dependent algorithms are run, these two functions vary. For instance, the Laplace comparison mechanism with poking (Algorithm 4) as M_i may run only one Laplace mechanism with $Lap(1/\epsilon_0)$ or two Laplace mechanisms. Function `estimateLoss` considers the worst case where two Laplace mechanisms are run, while function `analyzeLoss` depends on the execution path. If only one Laplace mechanism was run, then the moments accountant considers the privacy loss of this Laplace mechanism alone, and the privacy cost can be saved for later mechanisms. Similarly, Laplace mechanism with multi-poking (Algorithm 5) may also stop at ϵ_i before the maximum privacy budget is used up. As the noises drawn before this mechanisms are all correlated and the last noise η_i follows the distribution of $Lap(1/\epsilon_i)$, `analyzeLoss` considers the privacy loss of $Lap(1/\epsilon_i)$ as the increment to the actual privacy loss, while `estimateLoss` considers the privacy loss of $Lap(1/\epsilon_{\max})$ as the worst case before running M_i .

We show that the interactive process by DPCLEAN satisfies the privacy constraint specified by the data owner.

THEOREM 10 (PRIVACY GUARANTEE OF DPCLEAN). *The interactive process by DPCLEAN including privacy*

Table 1: Parameter Settings

Parameter	Value	Description
α	$0.01 \times 2^x, x \in [0, 6]$	relative tolerance
β	e^{-15}	probability bound
B	vary	privacy budget
m	5	total poking counts
ϵ_{max}	vary	Laplace Mechanism cost
ϵ_{pp}	$0.05 \times \epsilon_{max}$	prepaid cost
λ	4096	order of moments

engine represented by Algorithm 1 and local exploration satisfies (B, δ) -differential privacy.

PROOF. (sketch) When $i = 1$, no mechanism has been executed yet, and hence $B_0 = 0$, and hence the interactions are definitely (B, δ) -differentially private. Suppose (M_1, \dots, M_{i-1}) is (B, δ) -differential privacy with an actual privacy loss $B_{i-1} \leq B$. Given a new mechanism M_i is proposed, the function `estimateLoss` considers the worst privacy loss of M_i regardless the data and outputs \hat{B}_i . This step does not cost additional budget. If the privacy analyzer decides to run this mechanism M_i as $\hat{B}_i \leq B$, then the actual privacy loss outputted by `analyzeLoss` after executing M_i is B_i which should be smaller than \hat{B}_i and hence no more than B . If the privacy analyzer decides to deny the query, the actual privacy cost remains unchanged to B_{i-1} . By induction, the actual privacy cost is always no more than B . Moreover, the local Exploration is a post-processing step [6] of all differentially private mechanisms, which does not consume additional privacy cost. Therefore, the interactive process by DPCLEAN satisfies (B, δ) -differential privacy. \square

7. EVALUATIONS

We empirically evaluated the utility, privacy and the optimization of DPCLEAN on the use case discussed before. Our experiments demonstrate the following results:

- We vary the accuracy tolerance and measure the quality. Under unbounded privacy budget, quality decreases with tolerance. Under bounded privacy budget, we observe an optimal tolerance: quality increases with tolerance when tolerance is relatively smaller, and decreases when tolerance becomes larger. (Section 7.2)
- We vary the privacy budget and demonstrate that larger budget turns to better quality. (Section 7.3)
- We show the optimization opportunities which can save considerable amount of privacy cost while reaching similar level of cleaning quality. (Section 7.4)
- We compare DPCLEAN with the most recent work, and show that our solution significantly outperforms state-of-the-art to clean private data. (Section 7.5)

Table 1 lists all the parameter notations that are used in the experiments.

7.1 Experiment Setup

7.1.1 Data Sets and Quality Metrics

Two datasets [5] are used for our evaluation: Restaurants and Citations. Each dataset is the cross product of two set of records R_1 and R_2 under the same schema with k attributes (A_1, \dots, A_k) for blocking and matching. Hence, each dataset has $|R_1| \times |R_2|$ number of record pairs. The

Table 2: Data Sets

Datasets	k	$ R_1 \times R_2 $	$ D $	$ D^+ $
Restaurants	5	176,423	100	50
Citations	4	168,112,008	1000	500

Table 3: Strategies

Category	Strategy	Primitives
Base	S1	LC
	S2	LCC and LCT
Optimization	S3	S2 with poking
	S4	S2 with multi-poking

training data D available for the cleaning engineer is a sample from $R_1 \times R_2$, such that each record from R_1 or R_2 only appears once in D , and half of the samples in D are matching pairs. This sampling process allows the sensitivity of all the primitives to be 1 even if the neighboring databases are defined over the base tables R_1 and R_2 . The data set details are summarized in Table 2.

The DPCLEAN primitives are answered on D . We measure *recall* as the quality for Task Blocking and report *F1* as the overall quality for Task Matching.

7.1.2 Strategies and Tasks

Table 3 shows the strategies we are going to evaluate. S1 and S2 are the base strategies using the primitives in Section 4; S3 and S4 utilize poking techniques and will be evaluated in Section 7.4. We randomly choose the strategy instances drawn from Table 4.

In the case that privacy budget B runs out and none predicate has been added to O , then the cleaning engineer randomly choose one single predicate based on existing knowledge.

7.1.3 Privacy Settings

In our experiments, we set $\beta = e^{-15}$. In S3, the prepaid budget ϵ_{pp} is set to 0.05 of the ϵ_{max} . In S4, number of poking m is fixed to 5. By default, the privacy cost is computed using the Privacy Analyzer, where λ is set to be 4096.

7.1.4 Implementation Details

We implemented the entire DPCLEAN using Java-1.8 and run all the experiments on a Ubuntu server 16.04 with 16 cores and 64 GB memory. We use the SimMetrics [1] package to provide the set of similarity functions and compute scores. Without clarification, all the experiments are repeated 100 times.

7.2 Exp: Quality v.s. Accuracy Tolerance

This set of experiments is to show how the quality of the tasks varies with the tolerance of queries. We consider two scenarios for privacy budget B :

1. $B = \infty$, where the cleaning engineer is allowed to ask infinite number of queries. The goal is to show large accuracy tolerance hurts the cleaning quality.
2. $B = 0.1$, where the privacy budget is fixed at a meaningful value. Under the privacy constraint, the cleaning engineer is only allowed to ask limited number of questions which the total privacy cost is bounded by B . The goal is to prove an optimal tolerance.

Figure 4 shows that quality decreases with tolerance when $B = \infty$. Each row depicts one strategy implemented for both tasks and applied to both data set, and each column shows one task on a certain data set using different strategy instances. Each plot measures a strategy instance for a task on a particular data set. For example, the top left plots to apply $S1$ to do Task Blocking on Restaurants. For every plot, the x-axis represents tolerance, while the y-axis represents quality. Major findings are:

1. (plot-by-plot) all the tests show the same trend that as tolerance increases, the quality decreases. This is because at larger tolerance, less accurate answers lead to sub-optimal choices, and thus generate lower quality.
2. (column-by-column) Different tasks have different sensitivity to tolerance. In general, under our settings Task Matching where the objective is to find a conjunction of predicates is more vulnerable to poor predicates than a disjunction (Task Blocking’s objective output). On the other side, same tasks behave similar on different data sets because of the *relative* tolerance.

Figure 5 demonstrates how quality changes with tolerance when privacy budget B is fixed to 0.1. The trend shows that quality increases first when tolerance is small, and then decreases as tolerance becomes unreasonable large. When tolerance is reasonably small, increasing tolerance allows more queries can be answered. Even if these answers are less accurate, but they are still sufficient to help make decisions. As tolerance continues increasing, the even less accurate answers start to mislead and thus result in quality drop. Besides, the optimal relative tolerance for Citations is smaller than that for Restaurants because it larger data set only requires a smaller relative tolerance in order to achieve the same accuracy.

7.3 Exp: Quality v.s. Privacy Budget

The first set of experiments is to show that how quality varies with privacy budget under a fixed tolerance. Intuitively, when B is small or not sufficient to gain any knowledge of the data, the cleaning quality is close to random guessing. Increasing B allows more interaction to gain understanding of the data, and thus quality improves, until B becomes saturated. Figure 6 plots such trend at $t = 0.08$. For the same task, the optimal B differs with respect to data sets, because smaller data set cost more per query, given the same tolerance.

The second set of experiments is to show how the quality varies with privacy budget given fixed tolerance and optimal tolerance. For each budget, we pick the best tolerance from the set of tolerance used in Section 7.2. Figure 7 shows the optimal tolerance trend with three fixed tolerance trends. First, generally when privacy budget increases, more questions at small tolerance can be answered, which leads to good quality at smaller tolerance. The first optimal tolerance on Restaurants data is random because none questions can be answered when $B = 0.04$. Second, larger tolerance usually converges faster than smaller tolerances. Third, smaller tolerance is able to achieve better quality than larger tolerance.

7.4 Exp: Opportunities for Optimization

The goal of this section is to show how the optimization techniques especially poking and multi-poking affects the

quality. Figure 8 illustrates the blocking task using $S3$ and $S4$, compared to the non-optimized $S2$. We vary the privacy budget on the x-axis and show the quality on the y-axis. While all primitives have an increasing quality with budget, however, poking enables faster converge. Given a certain budget, poking and multi-poking usually decide whether to choose a predicate using relatively small cost, and hence more exploration can be done within the budget.

7.5 Exp: DPClean v.s. Baseline

In this section, we compare DPCLEAN with the most relevant work PrivateClean [19], and show DPCLEAN significantly outperforms PrivateClean.

We implemente PrivateClean and use GRR to sanitize the relation. Queries from the strategies are answered directly on the sanitized data. As oppose to PrivateClean’s wrong approach of sampling from instance set (see Section 8), we implemented the randomized sampling from the data domain. However, data domain is so huge that randomized sampling degrades to random answers. Instead, we take the prefix-10 chars of each string attribute, split a string attribute into 5 non-overlapping 2-grams, and use randomized response to sample 2-grams from data domain, and finally concatenate them to a string. For simplicity, we assume every string is composed by alphabetic letters only. Despite the considerable cost of sequential composition due to GRR, PrivateClean is not comparable to DPCLEAN in terms of task quality, as shown in Figure 9, which compares PrivateClean and DPCLEAN under different privacy budgets. We can see that DPCLEAN is able to achieve high quality with reasonable cost, and PrivateClean remains similar to random guessing. The privacy cost of PrivateClean is too expensive to sample enough data given a reasonable privacy budget, and the GRR on the data domain of PrivateClean is unfeasible to preserve the data property, especially when the domain is large.

8. RELATED WORK

Tools for data cleaning and data integration [16, 30, 28, 3, 9] have been developed for enterprises to unify, clean, and transform their data. Most of these tools require field engineers to deploy and configure these tools at customer sites. Self-tuned tools are often limited in their applicability and need to make many assumptions on the underlying data, which is often violated in practice. Hence, configuring commercial cleaning tools often rely on examining the data, e.g., by eye-balling a sample, or by trying different configurations and design choices and examining their effect on the data involved in the cleaning project. This interactive process customizes the cleaning solution and ensures the most effective deployment, and has been widely adopted in numerous systems [32, 29, 20].

While this widely adopted process works fine when data is accessible by both of these roles, it presents real challenge when dealing with sensitive and private data (e.g., intelligence data collected by agencies, or health records of in a hospital). In these settings, enterprises often adopts one of two approaches: (1) rely on internally developed tools that can be tuned using the enterprise employees; or (2) ask cleaning tools experts to configure it using public data sets that are close in structure to the actual data. Both approaches suffer from major shortcomings: internally developed tools are often limited and present a high cost of inter-

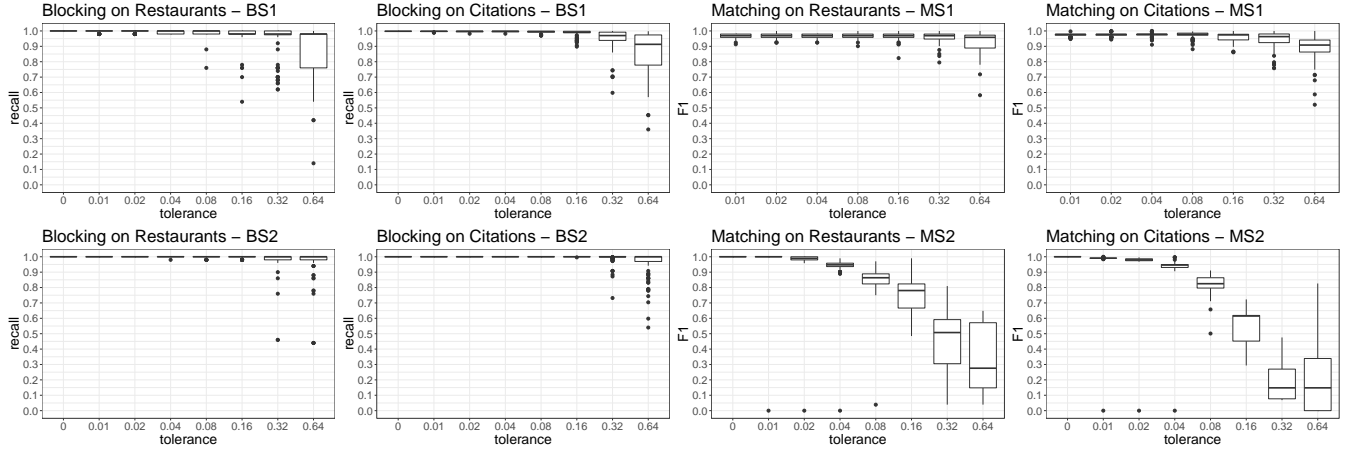


Figure 4: Quality v.s. Tolerance ($B = \infty$)

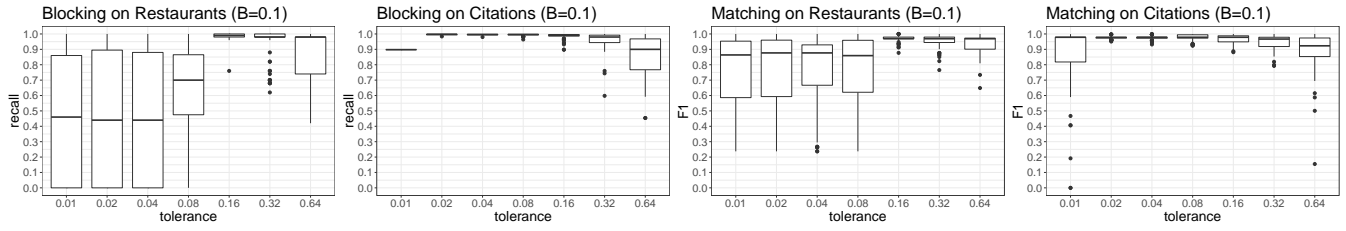


Figure 5: Quality v.s. Tolerance ($B = 0.1$)

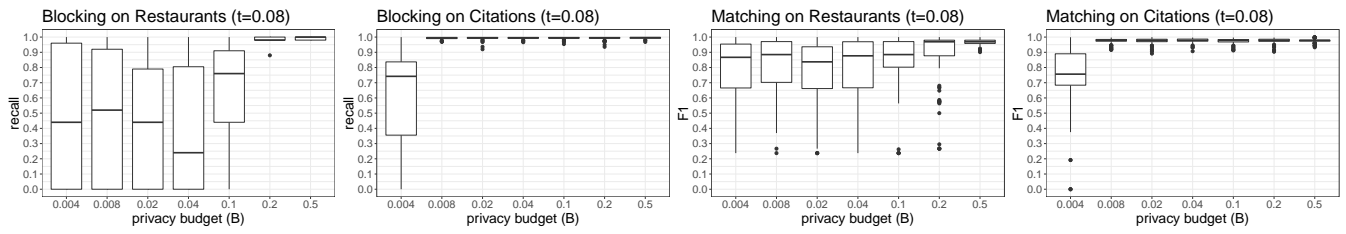


Figure 6: Fix Tolerance, Vary Budget

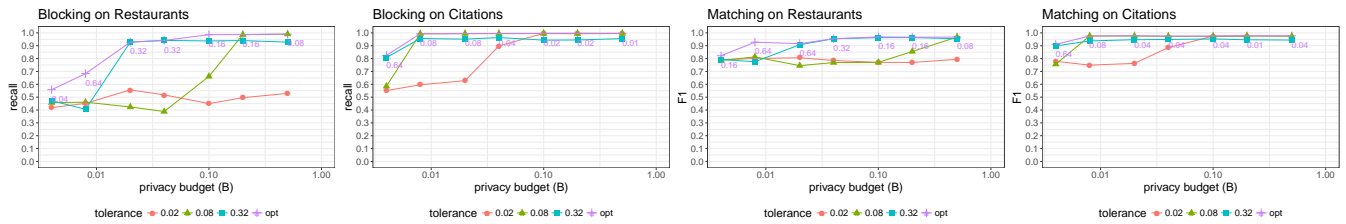


Figure 7: Quality with Optimal Tolerance

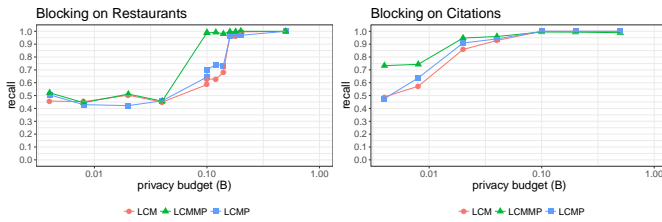


Figure 8: LCC Optimization

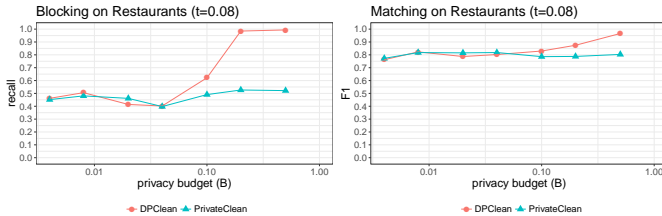


Figure 9: DPCLEAN v.s. PrivateClean on Restaurants

nal development and maintenance; and working with mock up data often results in poor tuning and sub-optimal results when the solution is deployed on the real data. In our interaction with multiple entities, these two challenges are currently severe pain points in cleaning private and sensitive data sets. Hence, there are few works on private data cleaning.

PrivateClean [19] is the most relevant prior work for privacy-preserving data cleaning. There are several main differences between this framework and DPCLEAN. First, PrivateClean assumes a different setting, where no active data cleaner is involved. The data owner sanitizes the dirty data without cleaning it, while the data analyst who wants to obtain some aggregate queries will clean the private dirty data. However, to clean the private dirty data, the data analyst should have the prior knowledge on the suitable set of transformations required for the given data. In our setting, the set of transformations for cleaning the given data are the output of the exploration process by the cleaning engineer, and hence should not be known in advance. Moreover, all the sanitizing techniques in PrivateClean are based on record-level perturbation, which may work for attribute with small domain value and usually has poor utility for aggregated queries. Moreover, The GRR technique for randomized sampling string attributes in PrivateClean samples strings from the relation using instance set rather than data domain, which is wrong and does not satisfy the so-claimed differential privacy.

There are other privacy-preserving systems such as PINQ [25], elastic sensitivity [15], but they are designed for more general queries, and do not support a natural and effective way to express the accuracy and privacy constraints from the involved parties. The prior work [23] also considers an accuracy-first approach, but this approach works with complex analysis wherein its theoretic property cannot be expressed explicitly and requires to compute the true error. All our translations are based on the theoretical properties of Laplace noise and hence are different.

9. DISCUSSION

In this work, we proposed a solution DPCLEAN to address the trade-off between provable privacy guarantees and the expressed accuracy to support iterative data cleaning tasks. DPCLEAN can be extended in several directions. First, this work is the first framework for iterative exploration between parties who have different constraints. In this work, the constraint of the data owner is privacy, while the constraint of the cleaning engineer is query accuracy. Translations between these two different types of constraints allow both constraints to be satisfied in this exploratory process. This can be further extended to other settings where constraints are efficiency or cost. Next, we proposed three types of primitives for DPCLEAN, and showed that their sufficiency for entity matching. These primitives are applicable to other cleaning tasks such as schema matching, or non-cleaning tasks involving feature engineering. We would like to extend use cases to more applications in the future. Moreover, we consider a universal table for privacy analysis in our problem, but this can be extended to multi-tables, by considering privacy analysis for private databases, such as PINQ [25], elastic sensitivity [15]. Furthermore, more primitives and translation algorithms can be designed under the framework of DPCLEAN, such as grouping queries to achieve better accuracy or smaller privacy cost (refer to Appendix A.4 for preliminary results). Last but not least, moments accountant has been explored for simple algorithms, but how to analyze the privacy loss of a more complex algorithm under this framework is an open question.

10. REFERENCES

- [1] Simmetrics. <https://github.com/Simmetrics/simmetrics>.
- [2] M. Abadi, A. Chu, I. J. Goodfellow, H. B. McMahan, I. Mironov, K. Talwar, and L. Zhang. Deep learning with differential privacy. In *SIGSAC*, 2016.
- [3] Z. Abedjan, J. Morcos, M. N. Gubanov, I. F. Ilyas, M. Stonebraker, P. Papotti, and M. Ouzzani. Dataxformer: Leveraging the web for semantic transformations. In *CIDR 2015, Seventh Biennial Conference on Innovative Data Systems Research, Asilomar, CA, USA, January 4-7, 2015, Online Proceedings*, 2015.
- [4] K. Bellare, C. Curino, A. Machanavajjhala, P. Mika, M. Rahukar, and A. Sane. Woo: A scalable and multi-tenant platform for continuous knowledge base synthesis. In *Proceedings of Very Large Data Bases (PVLDB) - Industrial Track*, 2013.
- [5] S. Das, A. Doan, P. S. G. C., C. Gokhale, and P. Konda. The magellan data repository. <https://sites.google.com/site/anhaidgroup/projects/data>.
- [6] C. Dwork and A. Roth. The algorithmic foundations of differential privacy. *Found. Trends Theor. Comput. Sci.*, 2014.
- [7] A. K. Elmagarmid, P. G. Ipeirotis, and V. S. Verykios. Duplicate record detection: A survey. *IEEE Trans. Knowl. Data Eng.*, 19(1):1–16, 2007.
- [8] Ú. Erlingsson, V. Pihur, and A. Korolova. Rappor: Randomized aggregatable privacy-preserving ordinal response. In *Computer and Communications Security (CCS)*, 2014.

- [9] H. Galhardas, D. Florescu, D. E. Shasha, and E. Simon. AJAX: an extensible data cleaning tool. In *Proceedings of the 2000 ACM SIGMOD International Conference on Management of Data, May 16-18, 2000, Dallas, Texas, USA.*, page 590, 2000.
- [10] A. Greenberg. Apple’s ‘differential privacy’ is about collecting your data—but not *your* data. *Wired*, Jun 13 2016.
- [11] S. Haney, A. Machanavajjhala, J. Abowd, M. Graham, M. Kutzbach, and L. Vilhuber. Utility cost of formal privacy for releasing national employer-employee statistics. In *SIGMOD*, 2017.
- [12] M. Hardt, K. Ligett, and F. McSherry. A simple and practical algorithm for differentially private data release. In *NIPS*, 2012.
- [13] M. Hay, A. Machanavajjhala, G. Miklau, Y. Chen, and D. Zhang. Principled evaluation of differentially private algorithms using dpbench. In *Proceedings of the 2016 International Conference on Management of Data*, SIGMOD ’16, 2016.
- [14] M. Hay, V. Rastogi, G. Miklau, and D. Suciu. Boosting the accuracy of differentially private histograms through consistency. *PVLDB*, 2010.
- [15] N. M. Johnson, J. P. Near, and D. X. Song. Practical differential privacy for SQL queries using elastic sensitivity. *CoRR*, abs/1706.09479, 2017.
- [16] S. Kandel, A. Paepcke, J. M. Hellerstein, and J. Heer. Wrangler: interactive visual specification of data transformation scripts. In *Proceedings of the International Conference on Human Factors in Computing Systems, CHI 2011, Vancouver, BC, Canada, May 7-12, 2011*, pages 3363–3372, 2011.
- [17] P. Konda, S. Das, P. S. G. C., A. Doan, A. Ardalan, J. R. Ballard, H. Li, F. Panahi, H. Zhang, J. F. Naughton, S. Prasad, G. Krishnan, R. Deep, and V. Raghavendra. Magellan: Toward building entity matching management systems. *PVLDB*, 9(12):1197–1208, 2016.
- [18] F. Koufogiannis, S. Han, and G. J. Pappas. Gradual release of sensitive data under differential privacy. *CoRR*, abs/1504.00429, 2015.
- [19] S. Krishnan, J. Wang, M. J. Franklin, K. Goldberg, and T. Kraska. Privateclean: Data cleaning and differential privacy. In *Proceedings of the 2016 International Conference on Management of Data*, SIGMOD ’16, pages 937–951, New York, NY, USA, 2016. ACM.
- [20] S. Krishnan, J. Wang, E. Wu, M. J. Franklin, and K. Goldberg. Activeclean: Interactive data cleaning for statistical modeling. *PVLDB*, 9(12):948–959, 2016.
- [21] C. Li, M. Hay, G. Miklau, and Y. Wang. A data- and workload-aware query answering algorithm for range queries under differential privacy. *PVLDB*, 2014.
- [22] C. Li, M. Hay, V. Rastogi, G. Miklau, and A. McGregor. Optimizing linear counting queries under differential privacy. In *PODS*, 2010.
- [23] K. Ligett, S. Neel, A. Roth, B. Waggoner, and Z. S. Wu. Accuracy first: Selecting a differential privacy level for accuracy-constrained ERM. *CoRR*, abs/1705.10829, 2017.
- [24] A. Machanavajjhala, D. Kifer, J. Abowd, J. Gehrke, and L. Vilhuber. Privacy: Theory meets practice on the map. In *IEEE ICDE*, 2008.
- [25] F. D. McSherry. Privacy integrated queries: An extensible platform for privacy-preserving data analysis. In *SIGMOD*, 2009.
- [26] I. Mironov. Renyi differential privacy. *CoRR*, 2017.
- [27] M. Naveed, S. Kamara, and C. V. Wright. Inference attacks on property-preserving encrypted databases. In *Proceedings of the 22Nd ACM SIGSAC Conference on Computer and Communications Security, CCS ’15*, pages 644–655, New York, NY, USA, 2015. ACM.
- [28] V. Raman and J. M. Hellerstein. Potter’s wheel: An interactive data cleaning system. In *VLDB 2001, Proceedings of 27th International Conference on Very Large Data Bases, September 11-14, 2001, Roma, Italy*, pages 381–390, 2001.
- [29] S. Sarawagi and A. Bhamidipaty. Interactive deduplication using active learning. In *Proceedings of the Eighth ACM SIGKDD International Conference on Knowledge Discovery and Data Mining, KDD ’02*, pages 269–278, New York, NY, USA, 2002. ACM.
- [30] M. Stonebraker, D. Bruckner, I. F. Ilyas, G. Beskales, M. Cherniack, S. B. Zdonik, A. Pagan, and S. Xu. Data curation at scale: The data tamer system. In *CIDR 2013, Sixth Biennial Conference on Innovative Data Systems Research, Asilomar, CA, USA, January 6-9, 2013, Online Proceedings*, 2013.
- [31] L. Vilhuber, I. M. Schmutte, and J. M. Abowd. Proceedings from the 2016 NSF–Sloan workshop on practical privacy, Jan 2017.
- [32] J. Wang, S. Krishnan, M. J. Franklin, K. Goldberg, T. Kraska, and T. Milo. A sample-and-clean framework for fast and accurate query processing on dirty data. In *Proceedings of the 2014 ACM SIGMOD International Conference on Management of Data*, SIGMOD ’14, pages 469–480, New York, NY, USA, 2014. ACM.

APPENDIX

A. ADDITIONAL EVALUATION DETAILS

A.1 Strategy Instances for Matching Task

Consider the exploration space \mathcal{S} for a matcher as all possible conjunctions of predicates in the form of $p_i \wedge \dots \wedge p_j$. This space can also be expressed as the power set of the predicates domain. i.e. $\mathcal{S} = \mathbb{P}(\mathbb{A} \times \mathbb{T} \times \mathbb{S} \times \Theta)$. Similar to the interactive process for blocking (Example 1 and 2, the cleaning engineer for matching will first select a small number of candidate predicates after profiling the data. However, the matching task has a different objective and exploration space. Adding a new predicate p to the conjunction formed by the predicates in the current output O will prune away both some matches and non-matches. The cleaner aims to limit the number of matches missed and maximize the number of non-matches pruned by adding this new predicate. Hence, the cleaning engineer typically selects a predicate p if $p \wedge O$ missed few matches but pruned many new non-matches with respect to O , where O is the set of predicates already selected.

A.2 User Study

For evaluation, we invited real cleaning engineers for user study². In our user study, we first ask users to conduct a blocking/matching task on a dataset D_t with direct access to the data. If the user finishes the task with high quality, then we provide the user the set of primitives, and the interface for the user to ask these exploration primitives on the true training dataset D_t . Each user will be asked to complete one matching and one blocking task under one setting (a fixed tolerance α and a fixed dataset D_t). Given the cleaning task, dataset, and the set of primitive templates provided by the system, a user will be asked to choose construct a primitive query from the templates and then the system runs the query chosen by the user on the dataset with the given query tolerance and sends the query answer back to the user. The system also computes the accumulated privacy loss by answering this query. If the accumulated privacy loss is within the privacy constraint, the user will be asked to choose to either repeat step 2, or stop and output an answer to the cleaning task. Else, the user will be asked to output an answer to the cleaning task, and then repeat steps under a new configuration with a larger privacy constraint. In this way, we can measure task quality at different point of privacy budget of one strategy by a human cleaner model at a fixed tolerance requirement.

A.3 Modeling Cleaning Engineers

We describe our cleaner model for robot cleaners. Given a strategy, let’s say the blocking strategy 1 shown in Figure 3a, the cleaner model describes and encodes the space of all the parameters involved in the cleaner’s decision c1-c6. Table 4 summarizes the space of all the parameters for c1-c6 in blocking strategy 1. In c1, the cleaner chooses the list of attributes to test, where the list size is randomly determined from 2 up to the total number of attributes $|\mathbb{A}|$. In c2, the cleaner chooses the list of transformations from the space of $\{2gram, 3gram, SpaceTokenization\}$. In c3, the cleaner selects the list of similarity functions from the space of $\{Edit, SmithWater, Jaro, Cosine, Jaccard, Overlap, Diff\}$. In c4, cleaner determines the list of thresholds. In c5a, the cleaner chooses the ordering of the predicates in P and pick a predicate p on top of this list. In c5b, the cleaner sets the criterion for pruning or keeping a predicate p . In c6, the cleaner chooses how to leverage the tolerance: *neutral* means to trust the noisy answers; *optimistic* (*pessimistic*) will add (minus) one fifth of accuracy α to the noisy answers. Then, c6 tests two conditions: the predicate quality condition to ensure the selected predicates are good, and the blocking cost condition to ensure the total blocking cost is less than a fixed cutoff threshold, which corresponds to a hardware constraint (e.g., 5500 for *Citations* data). Each variable in Table 4 is randomly sampled from the specified range, and an instance of all variables $\mathcal{C} = (x_1, \dots, x_{10})$ forms a robot cleaner. The model for matching strategies is similarly constructed.

A.4 Grouping LC with Optimization

Optimization techniques [14, 12, 21] can be applied to answer a set of linear counting queries to gain better accuracy than answering them one by one. If the set of rows in the table that satisfy each predicate are disjoint all the others,

²This study has been reviewed and received ethics clearance through a University of Waterloo Research Ethics Committee (ORE#22665).

Table 4: A Cleaner Model for Blocking Strategy 1

A cleaner model $\mathcal{C} = \{x_1, \dots, x_{10}\}$ for c1-c6 in Figure 3a	
c1	Choose x_1 , an ordered subset of attributes with least Nulls, where $x_1 \in \{2, 3, \mathbb{A} \}$
c2	Choose x_2 , an ordered subset of transformations from \mathbb{T} , where $ x_2 \in \{1, 2, 3\}$
c3	Choose x_3 , an ordered subset of similarity functions from \mathbb{S} , where $ x_3 \in \{2, 3, 4, 5, 6\}$
c4	Choose an upper bound x_4 and a lower bounds x_5 of threshold range, where $x_4 \in (0.5, 1)$, $x_5 \in (0, 0.5)$, and evenly choose x_6 thresholds in order of either ASC or DSC, and $x_6 \in \{2, 3, 4, 5, 6\}$
c5a	Predicate p is sequentially selected based the order of $x_{10} \in \text{Permute}(x_1, x_2, x_3, x_6)$
c5b	Set x_7 of the remaining matches as the lower bound for new matches caught by the output, and x_8 of the remaining non-matches the upper bound for new non-matches caught by the output, where $x_7 \in [0.2, 0.5]$ and $x_8 \in [0.1, 0.2]$. Reset $x_7 = x_7/x_9$ and $x_8 = x_9x_8$, $x_9 \in \{2, 3\}$ if all queries have been asked but $O = \emptyset$.
c6	Choose method $x_{11} \in \{\text{neutral, optimistic, pessimistic}\}$ to take tolerance into account. If conditions are met, and the blocking cost is less than cutoff threshold, add p to the output O and remove it from P .

then there exists algorithm which answers all k queries together with only privacy budget $\epsilon = \ln(1/\beta)/\alpha$ to achieve the (α, β) -LC tolerance. For example, when the data cleaner would like to adjust the threshold of a given predicate, a set of linear counting queries associated to different threshold intervals can be asked, such as $(q_{\phi_1}, \dots, q_{\phi_k})$, where $\phi_1 \equiv (\text{sim}(\cdot) \in [\theta_0, \theta_1])$, $\phi_2 \equiv (\text{sim}(\cdot) \in [\theta_1, \theta_2])$, \dots , $\phi_k \equiv (\text{sim}(\cdot) \in [\theta_{k-1}, \theta_k])$. The accuracy of the set of linear counting queries can be further boosted by considering the constraints on these queries, such as the answers of $(q_{\phi_1}, \dots, q_{\phi_k})$ should be non-increasing [14], where $\phi_1 \equiv \text{sim}(\cdot) > \theta_1$, $\phi_2 \equiv \text{sim}(\cdot) > \theta_2$, \dots , $\phi_k \equiv \text{sim}(\cdot) > \theta_k$, and $\theta_1 < \theta_2 < \dots < \theta_k$. Thus, linear counting queries with these properties can be grouped by the local explorer to improve accuracy.

A.5 More Comparisons with Baseline

First, we compare the privacy cost using PrivateClean. Table 5 lists the cost analysis for PrivateClean on the Restaurants data set. For instance, when $t = 0.01$, the probability p of sampling from the domain is 0.902. By Lemma 1 [19], the cost of sampling one attribute is 0.282. Given the total privacy budget $B = 0.1$, no training pair nor even single attribute can be afforded to sample. Therefore, the cleaning process becomes random guessing.

Figure 10 compares DPCLEAN with PrivateClean on the Citations data set. The conclusion is similar and compliments to Figure 9.

B. THEOREMS AND PROOFS

B.1 Laplace Comparison Mechanism

Table 5: PrivateClean Cost on Restaurants, $B = 0.1$

Tolerance	p	GRR cost / attribute	#pair sampled
0.01	0.902	0.282	0
0.02	0.951	0.144	0
0.04	0.976	0.073	0
0.08	0.998	0.037	0
0.16	0.994	0.018	0
0.32	0.997	0.009	1
0.64	0.998	0.005	2

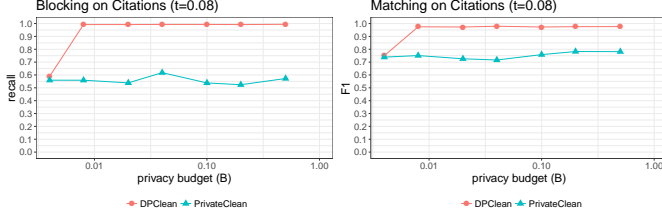


Figure 10: DPCLEAN v.s. PrivateClean on Citations

We show Theorem 2 that given a linear counting query with condition $q_{\phi, > c}(\cdot)$ for any $D \in \mathcal{D}$, Laplace comparison mechanism (Algorithm 2) denoted by $LCM_{q_{\phi, > c}}^{\alpha, \beta}(\cdot)$, can achieve (α, β) -LCC tolerance with minimal ϵ -differential privacy cost, where $\epsilon = 1/b = \frac{\ln(1/(2\beta))}{\alpha}$.

PROOF. Set $b \leq \frac{\alpha}{\ln(1/(2\beta))}$. The probability to fail the tolerance requirement is (i) when $q_{\phi}(D) < c - \alpha$,

$$\begin{aligned} & \Pr[LCM_{q_{\phi, > c}}^{\alpha, \beta}(D) = \text{True} \mid q_{\phi}(D) < c - \alpha] \\ &= \Pr[q_{\phi}(D) - c + \eta > 0 \mid q_{\phi}(D) - c + \alpha < 0] \\ &< \Pr[\eta > \alpha] = e^{-\alpha/b}/2 \leq \beta \end{aligned} \quad (20)$$

and (ii) when $q_{\phi}(D) > c + \alpha$,

$$\begin{aligned} & \Pr[LCM_{q_{\phi, > c}}^{\alpha, \beta}(D) = \text{False} \mid q_{\phi}(D) > c + \alpha] \\ &= \Pr[q_{\phi}(D) - c + \eta < 0 \mid q_{\phi}(D) - c - \alpha > 0] \\ &< \Pr[\eta < -\alpha] = e^{-\alpha/b}/2 \leq \beta \end{aligned} \quad (21)$$

Hence, LCM achieves α -LCC with probability $1 - \beta$. This mechanism also satisfies $1/b$ -differential privacy by post-processing [6]. Hence, setting $b = \frac{\alpha}{\ln(1/(2\beta))}$ gives the least cost. \square

B.2 Laplace Top- k Mechanism

We would like show the privacy and tolerance requirement of Laplace Top- k Mechanism stated in Theorem 4.

We first show the proof for tolerance requirement: given a top- k linear counting query, $q_{\phi_1, \dots, \phi_L}^{k, \downarrow}(\cdot)$, for any table $D \in \mathcal{D}$, Laplace top- k mechanism (Algorithm 3) denoted by $LTM_{q_{\phi_1, \dots, \phi_L}^{k, \downarrow}}^{\alpha, \beta}(\cdot)$, can achieve (α, β) -LCT tolerance.

PROOF. The output of Algorithm 3 are $\{q_{\phi_{i_1}}, \dots, q_{\phi_{i_k}}\}$ which have the highest noisy counts. Suppose their noisy counts are in the order of $\tilde{x}_{i_1} \geq \tilde{x}_{i_2} \geq \dots \geq \tilde{x}_{i_k}$. As c_k is the true answer to the k th largest linear counting query of all L linear counting queries, the largest answer to any $L - k + 1$ linear counting queries should be no less than c_k . Hence, we have

$$\max_{j \in \{i_k, \dots, i_L\}} q_{\phi_j}(D) \geq c_k. \quad (22)$$

Similarly, the smallest answer to any k linear counting queries should be no greater than c_k . Hence, we have

$$\min_{j \in \{i_1, \dots, i_k\}} q_{\phi_j}(D) \leq c_k. \quad (23)$$

First we would like to show that by setting $b \leq \frac{\alpha}{2(\ln L + \ln(k/\beta))}$ if a count $q_{\phi}(D)$ is too small, ϕ will be included in the answer a with small probability:

$$\begin{aligned} & \Pr[\phi \in a \mid q_{\phi}(D) < c_k - \alpha] \\ &= \Pr[q_{\phi}(D) + \eta \geq \max_{j \in \{i_k, \dots, i_L\}} (q_{\phi_j}(D) + \eta_j) \mid q_{\phi}(D) < c_k - \alpha] \\ &\leq \Pr[q_{\phi}(D) + \eta \geq \max_{j \in \{i_k, \dots, i_L\}} (c_k + \eta_j) \mid q_{\phi}(D) < c_k - \alpha] \\ &= \Pr[q_{\phi}(D) - c_k \geq \max_{j \in \{i_k, \dots, i_L\}} \eta_j - \eta \mid q_{\phi}(D) < c_k - \alpha] \\ &< \Pr[\max_{j \in \{i_k, \dots, i_L\}} \eta_j - \eta < -\alpha] \\ &\leq \Pr[\max_{j \in \{i_k, \dots, i_L\}} \eta_j < -\alpha/2] + \Pr[\eta > \alpha/2] \\ &\leq (L - k + 1)e^{-\frac{\alpha}{2b}}/2 + e^{-\frac{\alpha}{2b}}/2 \\ &< Le^{-\frac{\alpha}{2b}} \leq \beta/k \end{aligned} \quad (24)$$

Hence, every selected $\phi \in a$ has $q_{\phi}(D) > c - \alpha$ with probability $1 - \beta$ for $|a| = k$.

Then, we would like to show that if a count $q_{\phi}(D)$ is sufficiently large, then the probability of missing it in the output is small.

$$\begin{aligned} & \Pr[\phi \notin a \mid q_{\phi}(D) > c_k + \alpha] \\ &= \Pr[q_{\phi}(D) + \eta < \min_{j \in \{i_1, \dots, i_k\}} (q_{\phi_j}(D) + \eta_j) \mid q_{\phi}(D) > c_k + \alpha] \\ &\leq \Pr[q_{\phi}(D) + \eta < \min_{j \in \{i_1, \dots, i_k\}} (c_k + \eta_j) \mid q_{\phi}(D) > c_k + \alpha] \\ &= \Pr[q_{\phi}(D) - c_k < \min_{j \in \{i_1, \dots, i_k\}} \eta_j - \eta \mid q_{\phi}(D) > c_k + \alpha] \\ &< \Pr[\min_{j \in \{i_1, \dots, i_k\}} \eta_j - \eta > \alpha] \\ &\leq \Pr[\min_{j \in \{i_1, \dots, i_k\}} \eta_j > \alpha/2] + \Pr[\eta < -\alpha/2] \\ &\leq ke^{-\frac{\alpha}{2b}}/2 + e^{-\frac{\alpha}{2b}}/2 \\ &< ke^{-\frac{\alpha}{2b}} \leq \beta/L \end{aligned} \quad (25)$$

Hence, all boolean formulae $\phi \in \{\phi_1, \dots, \phi_L\}$ with $q_{\phi}(D) > c + \alpha$ are selected with probability $1 - \beta$. \square

Then we show that Algorithm 3 achieves minimal ϵ -differential privacy cost, where $\epsilon = k/b = \frac{2k(\ln L + \ln(k/\beta))}{\alpha}$.

PROOF. Fix $D = D' \cup \{t\}$. Let (x_1, \dots, x_L) , respectively (x'_1, \dots, x'_L) , denote the vector of answers to the set of linear counting queries $q_{\phi_1}, \dots, q_{\phi_L}$ when the table is D , respectively D' . Two properties are used: (1) Monotonicity of Counts: for all $j \in [L]$, $x_j \geq x'_j$; and (2) Lipschitz Property: for all $j \in [L]$, $1 + x'_j \geq x_j$.

Fix any k different values (i_1, \dots, i_k) from $[L]$, and fix noises $(\eta_{i_k+1}, \dots, \eta_{i_L})$ drawn from $Lap(k/\epsilon)^{L-k}$ used for the remaining linear counting queries. Given these fixed noises, for $l \in \{i_1, \dots, i_k\}$, we define

$$\eta_l^* = \min_{\eta} : (x_l + \eta) > \left(\max_{j \in \{i_k+1, \dots, i_L\}} x_j + \eta_j \right) \quad (26)$$

For each $l \in \{i_1, \dots, i_k\}$, we have

$$\begin{aligned} x'_l + (1 + \eta_l^*) &= (1 + x'_l) + \eta_l^* \geq x_l + \eta_l^* \\ &> \max_{j \in \{i_k+1, \dots, i_L\}} x_j + \eta_j \geq \max_{j \in \{i_k+1, \dots, i_L\}} x'_j + \eta_j \end{aligned}$$

Hence, if $\eta_l \geq r_l^* + 1$ for all $l \in \{i_1, \dots, i_k\}$, then (i_1, \dots, i_k) will be the output when the table is D' and the noise vector is $(\eta_{i_1}, \dots, \eta_{i_k}, \dots, \eta_L)$. The probabilities below are over the choices of $(\eta_{i_1}, \dots, \eta_{i_k}) \sim \text{Lap}(k/\epsilon)^k$.

$$\begin{aligned} & \Pr[(i_1, \dots, i_k) \mid D', \eta_{i_{i+1}}, \dots, \eta_{i_L}] \\ & \geq \prod_{l \in \{i_1, \dots, i_k\}} \Pr[\eta_l \geq 1 + \eta_l^*] \\ & \geq \prod_{l \in \{i_1, \dots, i_k\}} e^{-k/\epsilon} \Pr[\eta_l \geq \eta_l^*] \\ & \geq e^{-\epsilon} \Pr[(i_1, \dots, i_k) \mid D, \eta_{i_{i+1}}, \dots, \eta_{i_L}] \quad (27) \end{aligned}$$

For the other direction, given these fixed noises, for $l \in \{i_1, \dots, i_k\}$, we define

$$\eta_l^* = \min : (x_l + \eta) > \left(\max_{j \in \{i_{k+1}, \dots, i_L\}} x'_j + \eta_j \right) \quad (28)$$

For each $l \in \{i_1, \dots, i_k\}$, we have

$$\begin{aligned} x_l + (1 + \eta_l^*) & \geq x'_l + (1 + \eta_l^*) \\ & > \max_{j \in \{i_{k+1}, \dots, i_L\}} (1 + x'_j) + \eta_j \geq \max_{j \in \{i_{k+1}, \dots, i_L\}} x_j + \eta_j \end{aligned}$$

Hence, if $\eta_l \geq r_l^* + 1$ for all $l \in \{i_1, \dots, i_k\}$, then (i_1, \dots, i_k) will be the output when the table is D and the noise vector is $(\eta_{i_1}, \dots, \eta_{i_k}, \dots, \eta_L)$. The probabilities below are over the choices of $(\eta_{i_1}, \dots, \eta_{i_k}) \sim \text{Lap}(k/\epsilon)^k$.

$$\begin{aligned} & \Pr[(i_1, \dots, i_k) \mid D, \eta_{i_{i+1}}, \dots, \eta_{i_L}] \\ & \geq \prod_{l \in \{i_1, \dots, i_k\}} \Pr[\eta_l \geq 1 + \eta_l^*] \\ & \geq \prod_{l \in \{i_1, \dots, i_k\}} e^{-k/\epsilon} \Pr[\eta_l \geq \eta_l^*] \\ & \geq e^{-\epsilon} \Pr[(i_1, \dots, i_k) \mid D', \eta_{i_{i+1}}, \dots, \eta_{i_L}] \quad (29) \end{aligned}$$

Therefore, ϵ -differential privacy is guaranteed. \square

B.3 Data Dependent Translation for LCC

We first provide full proof for Theorem 6: given a LCC query $q_{\phi, > c}$, for any table $D \in \mathcal{D}$, LCM with Poking (Algorithm 4), denoted by $\text{LCMP}_{q_{\phi, > c}}^{\alpha, \beta}$ achieves (α, β) -LCC tolerance, and satisfies ϵ -differential privacy cost, where $\epsilon = \frac{(1+f) \ln(1/\beta)}{\alpha}$.

PROOF. The probability to fail the tolerance requirement is (i) when $q_{\phi}(D) < c - \alpha$,

$$\begin{aligned} & \Pr[\text{LCMP}_{q_{\phi, > c}}^{\alpha, \beta}(D) = \text{True} \mid q_{\phi}(D) < c - \alpha] \\ & = \Pr[q_{\phi}(D) - c + \eta - \alpha_0 + \alpha > 0 \mid q_{\phi}(D) - c + \alpha < 0] \\ & \quad + \Pr[\text{LCM}_{q_{\phi, > c}}^{\alpha, \beta/2}(D) = \text{True} \mid q_{\phi}(D) < c - \alpha] \\ & < \Pr[\eta > \alpha_0] + \beta/2 = e^{-\alpha_0/\epsilon} / 2 + \beta/2 = \beta. \quad (30) \end{aligned}$$

and (ii) when $q_{\phi}(D) < c + \alpha$,

$$\begin{aligned} & \Pr[\text{LCMP}_{q_{\phi, > c}}^{\alpha, \beta}(D) = \text{False} \mid q_{\phi}(D) > c + \alpha] \\ & = \Pr[q_{\phi}(D) - c + \eta + \alpha_0 - \alpha < 0 \mid q_{\phi}(D) - c - \alpha > 0] \\ & \quad + \Pr[\text{LCM}_{q_{\phi, > c}}^{\alpha, \beta/2}(D) = \text{False} \mid q_{\phi}(D) > c + \alpha] \\ & < \Pr[\eta_{pp} < -\alpha_0] + \beta/2 = e^{-\alpha_0/\epsilon} / 2 + \beta/2 = \beta \quad (31) \end{aligned}$$

Hence, LCMP achieves α -LCC with probability $1 - \beta$. The poking part spends a privacy budget of ϵ_0 and the second part using LCM spends a budget of ϵ_{LCM} Theorem 2. By composition of differential privacy (Theorem 8), LCMP satisfies $(\epsilon_0 + \epsilon_{\text{LCM}})$ -differential privacy. \square

Algorithm 6 *NoiseDown*($\eta, \epsilon, \epsilon'$) [18]

Input: Old noise η , old privacy budget ϵ , new privacy budget $\epsilon' > \epsilon$

Output: New noise η_{new}

```

1: pdf = [ $\frac{\epsilon}{\epsilon'}$   $e^{-(\epsilon' - \epsilon)|\eta|}$ ,  $\frac{\epsilon' - \epsilon}{2\epsilon'}$ ,  $\frac{\epsilon' + \epsilon}{2\epsilon'}$   $(1 - e^{-(\epsilon' - \epsilon)|\eta|})$ ]
2: p = random.double()
3: if p ≤ pdf[0] then
4:   return  $\eta_{\text{new}} = \eta$ 
5: else if p ≤ sum(pdf[0 : 1]) then
6:

```

$$\text{Draw } z = \begin{cases} e^{(\epsilon' + \epsilon)z}, & \text{if } z \leq 0 \\ 0, & \text{otherwise} \end{cases}$$

```

7:   return  $\eta_{\text{new}} = \text{sgn}(\eta)z$ 
8: else if p ≤ sum(pdf[0 : 2]) then
9:

```

$$\text{Draw } z = \begin{cases} e^{-(\epsilon' - \epsilon)z}, & \text{if } 0 \leq z \leq |\eta| \\ 0, & \text{otherwise} \end{cases}$$

```

10:  return  $\eta_{\text{new}} = \text{sgn}(\eta)z$ 
11: else
12:

```

$$\text{Draw } z = \begin{cases} e^{-(\epsilon' + \epsilon)z}, & \text{if } z \geq |\eta| \\ 0, & \text{otherwise} \end{cases}$$

```

13:  return  $\eta_{\text{new}} = \text{sgn}(\eta)z$ 
14: end if

```

For LCM with Multi-Poking, we show proof sketch for Theorem 7 that given a LCC query $q_{\phi, > c}$, for any table $D \in \mathcal{D}$, LCM with Multi-Poking (Algorithm 5), denoted by $\text{LCMMP}_{q_{\phi, > c}}^{\alpha, \beta}$, achieves (α, β) -LCC tolerance with ϵ -differential privacy, where $\epsilon = \frac{\ln(m/(2\beta))}{\alpha}$.

PROOF. (sketch) The NoiseDown Algorithm shown in Algorithm 6 correlates the new noise η_{i+1} with noise η_i from the previous iteration. In this way, the composition of the first $i+1$ iterations is ϵ_{i+1} , and the noise added in the $i+1$ th iteration is equivalent to a noise generated with Laplace distribution with privacy budget ϵ_{i+1} and the first i iterations also satisfy ϵ_i -DP for $i = 0, 1, \dots, m-1$ (Theorem 9 [18]). This approach allows data cleaner to learn the query answer with a gradual relaxation of privacy cost. At i th iteration, the probability to fail is β/m . Hence, when outputting an answer at i th iteration, the probability to fail the requirement is $i\beta/m < \beta$. The proof for the tolerance is similar to the proof of Theorem 6. \square