

Tight Bounds for Maximal Identifiability of Failure Nodes in Boolean Network Tomography

Nicola Galesi
Sapienza Università di Roma
nicola.galesi@uniroma1.it

Fariba Ranjbar
Sapienza Università di Roma
fariba.ranjbar@uniroma1.it

Abstract—We study maximal identifiability, a measure recently introduced in Boolean Network Tomography to characterize networks’ capability to localize failure nodes in end-to-end path measurements. Under standard assumptions on topologies and on monitors placement, we prove tight upper and lower bounds on the maximal identifiability of failure nodes for specific classes of network topologies, such as trees, bounded-degree graphs, d -dimensional grids, in both directed and undirected cases. Among other results we prove that directed d -dimensional grids with support n have maximal identifiability d using nd monitors; and in the undirected case we show that $2d$ monitors suffice to get identifiability of $d - 1$. We then study identifiability under embeddings: we establish relations between maximal identifiability, embeddability and dimension when network topologies are modelled as DAGs. Through our analysis we also refine and generalize results on limits of maximal identifiability recently obtained in [11] and [1]. Our results suggest the design of networks over N nodes with maximal identifiability $\Omega(\sqrt{\log N})$ using $2\sqrt{\log N}$ monitors and heuristics to place monitors and edges in a network to boost maximal identifiability.

Index Terms—Boolean Network Tomography, Node Failure Localization, Maximal Identifiability, Hypergrids, Embeddings, Dimension

I. INTRODUCTION

Monitoring a network to localize corrupted components is essential to guarantee a correct behaviour and the reliability of a network. In many real networks direct access and direct monitoring of the individual components is not possible (for instance because of limited access to the network) or unfeasible in terms of available resources (protocols, communications, response-time etc.). A well-studied approach to localization of failing components is *network tomography*. Network tomography focuses on detecting the state of single components in the network by running a *measurement* process along the network. The process starts by sending packets (containing suitable data to capture interesting failures) from specific *source-monitor* nodes and terminates receiving another data packet on other specific *target-monitor* nodes. Measurement is done along a set of *end-to-end* paths, each one starting and ending with a monitor node. In this work we focus on the problem of detecting *node states* (failing/working), using a *boolean network tomography* approach [4], [5] where the received data at each monitor is one bit (failure (1) /working (0)), capturing the presence or the absence of a failure along a path. We are interested in identifying (uniquely) failure nodes. Receiving a 0 (working state) at an end monitor of a path means that each node in the path is working properly. Then

the localization of failing nodes in a set of paths \mathcal{P} (or a network view as a set of paths) is captured by the solutions to the following boolean system:

$$\bigwedge_{p \in \mathcal{P}} \left(\bigvee_{v \in p} x_v \equiv b_p \right) \quad (1)$$

where \vec{b} is a vector of boolean values (corresponding to final measurement in the paths) and x_v are boolean variables, one for each node v ¹. Any solution to this system is a possible placement of node-failures satisfying the measurements. Since working paths ($b_p = 0$) entail $x_v = 0$ for all $v \in p$, we can assume that the system is (in fact equivalent to) a boolean formula in Conjunctive Normal Form on positive variables.

A. The Problem

A set of (non monitor) nodes failing simultaneously is a failure set. Each solution to Eq. 1 captures a failure set that can occur in the network according to the measurements. But as readily seen solutions to Eq. 1 are often multiple. Ma et al. in [13] proposed a parameter measuring the ability of a network of capturing the maximum number of simultaneous failure nodes which are uniquely identifiable. This is called *maximal identifiability* (Definition II.3). Recently the study of maximal identifiability received a lot of attention due to its importance in applications in boolean network tomography [1], [9]–[13], [16].

In this work we focus on this measure and we study upper and lower bounds for maximal identifiability of specific classes of network topologies.

B. Previous Works and Contributions

Identifiability as defined in [13] (Definition 1) captures the combinatorial property that to separate two sets U and W (of failure nodes) one wants to exhibit a measurement path in \mathcal{P} touching nodes of exactly one of the two sets. The maximal size of sets in \mathcal{P} of failure nodes one can guarantee identifiability for, is then a measure of the ability of \mathcal{P} to identify failure sets uniquely. For link failure identifiability [11] there are structural results on graphs proving necessary and sufficient conditions for identifiability metrics based on links. In the work [1] the authors studied upper bounds on the maximum identifiability of failure nodes with a given number

¹Notice we are not including monitor nodes in the boolean system

of monitoring paths in several concrete and applied network scenarios (f.i. consistency routing see [1] and Definition V.1) with the aim of design optimal networks for node failure identifiability.

We explore what maximal identifiability of node failure requires and implies in terms of network topologies. Under standard assumptions on topologies and on monitors placement, we prove upper bounds on the maximal identifiability of specific classes of network topologies, such as trees, bounded-degree graphs, d -dimensional grids, in both directed and undirected cases. Instead of checking experimentally the optimality of the upper bounds, we give an algorithmic/combinatorial analysis of lower bounds for maximal identifiability obtaining tight bounds. This approach naturally leads to algorithms to devise network topologies with a guarantee of reaching a precise maximal identifiability of failure nodes. Since d -dimensional grids plays an important role in our results, we start the study of maximal identifiability of node failure under embeddings of DAGs. We establish relations between maximal identifiability, embeddability and dimension of networks modelled by DAGs. Results which also entail algorithmic approaches to approximate the maximal identifiability of failure nodes in any (directed acyclic) network topology.

C. Results and Organization

We study maximal identifiability μ for several classes of network topologies both directed and undirected. First we reformulate an equivalent definition of maximal identifiability (Definition II.3) in terms of set operations, which entails a clean combinatorial approach to prove lower and upper bounds for μ . After some preliminaries in Section II on basic notions, in Subsection II-C we explain our network models and some assumptions we work with. The two assumptions *simple-path-free* and *balanced-monitor trees* allow to avoid trivial and uninteresting cases in studying maximal identifiability on the network topology associated to a set of measurement paths (see Lemmas II.6, II.7, II.10, II.11).

In Subsection II-D we start proving a structural result: namely that independently from the topology, μ is always (strictly) upper bounded by the max between the number of input and output monitors. In particular this implies that with 2 monitors there is no identifiability of failures at all. This result generalizes (but also simplifies the proof of) the analogous result of [11] stating that link-failure identifiability needs strictly more than two monitors independently of the topology.

In Section III we consider directed topologies. We prove that for trees maximal identifiability is exactly 1 (Theorem III.3). After looking to the case of bounded degree graphs and proving that μ is upper bounded by the minimal in-degree (Lemma III.4), we consider the question whether there are (directed) topologies with maximal identifiability strictly greater than 1. Theorem III.9 gives a positive answer proving that for directed $n \times n$ grids, maximal identifiability is exactly 2. In Theorem III.10 we lift to d -dimensional directed grids for $d > 2$ and generalizing previous theorem we prove that

maximal identifiability is exactly d . According to our models, there are nd monitors in such grids.

Section IV is focused on undirected topologies. Since we loose directions, monitor placement and assumptions on the models here are slightly different from the directed case (see Subsection II-C3). After obtaining (in Theorem IV.3 and Lemma IV.4) the same bounds for the directed case for trees and bounded-degree graphs, we look at the case of grids. We can exploit the greater number of paths in the undirected hypergrid and prove in Theorem IV.6 that reducing the number of monitors from nd to $2d$, maximal identifiability in d -dimensional grids remains at least $d - 1$ and at most d .

Section V starts the study of the relations between identifiability, embeddings and dimension of DAG and posets. We observe that if a DAG G is embeddable into a d -hypergrid then its *dimension* (see Preliminaries) is bounded by the maximal identifiability of the hypergrid. We explore other possible connections: we present a simple example proving that is not possible to relate precisely maximal identifiability with embeddability. Nevertheless we explore two directions: (1) restricting the class of topologies we want to embed and (2) restricting the mapping that defines the embedding. In the first case we prove in Theorem V.2 that the maximal identifiability of a (directed) network G which satisfies *routing consistency* (see [1] and Definition V.1) is upper bounded by the maximal identifiability of any other DAG G' where G is embeddable to. In the second case we consider embeddings which preserve some distance properties (Definition V.1). We prove (Theorem V.4) that if a DAG G is embeddable into a DAG G' by a distance preserving embedding then they have same maximal identifiability. Finally we obtain a general result (Theorem V.7) proving that if a DAG G is closed under transitivity and embeddable into another DAG G' , maximal identifiability can only increase. This is sufficient to prove that for any DAG G its maximal identifiability is lower bounded by the dimension of its transitive closure.

In Section VI we discuss applications of our results. In Subsection VI-A we propose an algorithm to build a network on N nodes where maximal identifiability is $\lfloor \sqrt{\log N} \rfloor$ using only $\lfloor 2\sqrt{\log N} \rfloor$ monitors. In Subsection VI-B we propose an heuristic to boost maximal failure identifiability of a network \mathcal{P} already built. The idea is to "simulate" in \mathcal{P} an hypergrid of dimension $d \leq \log N$. In the final version we will present some experiments validating the heuristics. Finally in Subsection VI-C we refine and simplify (in Theorem VI.1 and Corollary VI.2) results on limits on maximal identifiability recently showed in [1].

In the last Section VII we point out some directions raising from this approach we think worthy to be further explored. Due to page limitations some proofs are omitted in this draft. Omitted proofs can be found in the appendix.

II. PRELIMINARIES

A. Sets, Graphs, Paths, Posets, Embeddings

For a set U let χ_U be its indicator variable, i.e. $\chi_U(x) = 1$ iff $x \in U$. $U \Delta V = (U \setminus V) \cup (V \setminus U)$ is the symmetric

difference between U and V . Notice that $\chi_{U \Delta V} = \chi_U \oplus \chi_V$.

In a graph $G = (V, E)$, V is a set of nodes and $E \subseteq V \times V$. G is undirected if pairs in E are unordered, i.e. $(uv) \in E$ iff $(vu) \in E$. Otherwise G is directed. G is DAG if a directed graph with no cycle. A path p in G from a node u to a node v is a sequence of edges $p = (u_1 u_2), (u_2 u_3) \dots (u_{k-1} u_k)$ such that $u_1 = u$ and $u_k = v$ and $(u_i u_{i+1}) \in E$ for all $i \in [k-1]$. If G is a DAG, then we identify the path p also with sequence of nodes $u_1 \dots u_k$.

For a node u in G , $N(u)$ is the set of neighbourhood of G , i.e. $\{v \in V \mid (uv) \in E\}$. The degree of u , $\deg(u)$, is the cardinality of $N(u)$. The degree of G is $\Delta(G) = \max_{u \in V} \deg(u)$. We also consider the minimal degree $\delta(G)$ of G .

If G is directed then we distinguish $N_i(u)$, the set of neighbourhood v of u s.t. $(vu) \in E$, from $N_o(u)$, the neighbourhood v of u s.t. $(uv) \in E$. For all degree measures on G we distinguish the in-degree $\Delta_i(G)$ and $\delta_i(G)$ and the out-degree $\Delta_o(G)$, and $\delta_o(G)$. In a DAG G , we denote by S , the source nodes, i.e. nodes u with in-degree 0, and by T the target nodes v with out-degree 0.

Definition II.1 (Directed hypergrids). *Let $d \in \mathbb{N}^+$ and $n \in \mathbb{N}$, $n \geq 4$. The (directed) hypergrid of dimension d over support $[n]$, $\mathcal{H}_{n,d}$, is the graph with vertex set $[n]^d$ and where there is a directed edge from a node $x = (x_1, x_2, \dots, x_d)$ to a node $y = (y_1, y_2, \dots, y_d)$ if for some $i \in [d]$ we have $y_i - x_i = 1$ and $x_j = y_j$ for all $j \neq i$.*

In the case of *undirected hypergrid* in $\mathcal{H}_{n,d}$ there is an edge between a node x and a node y if for some $i \in [d]$ we have $|x_i - y_i| = 1$ and $x_j = y_j$ for all $j \neq i$. In the case of simple grids over n nodes, i.e. $d = 2$, we use the notation \mathcal{H}_n . ∂_i is the set of nodes $x = (x_1, x_2, \dots, x_d)$ such that $x_i = 1$. A *border node* is a node of $\mathcal{H}_{n,d}$ which is also in some ∂_i .

We consider directed rooted trees \mathcal{T}_n over $n \in \mathbb{N}^+$ nodes (from now on we omit that $n \in \mathbb{N}^+$). An (undirected) tree is an acyclic graph with no cycle where any two nodes u and v are connected by a path. We consider: (1) *downward directed trees* \mathcal{T}_n where the root of \mathcal{T}_n is the only source node and the leaves of \mathcal{T}_n are the only target nodes (i.e. $\Delta_i(\mathcal{T}_n) \leq 1$) (2) *upward directed trees* \mathcal{T}_n , where the root is the only target node and the leaves are source nodes (i.e. $\Delta_o(\mathcal{T}_n) \leq 1$).

Let \mathcal{P} be a set of paths over nodes V . For a node $v \in V$, let $\mathbb{P}(v)$ be the set of paths in \mathcal{P} passing through v (we will omit index \mathcal{P} from now on since it will be always clear). For a set of nodes U , $\mathbb{P}(U) = \bigcup_{u \in U} \mathbb{P}(u)$. Hence if $U \subseteq V$, $\mathbb{P}(U) \subseteq \mathbb{P}(V)$.

Each DAG $G = (V, E)$ is equivalent to a *poset* with elements V and partial order \preceq_G , where $u \preceq_G v$ if v is reachable from u in G . Elements u and v are *comparable* if $u \preceq_G v$ or $v \preceq_G u$, and *incomparable* otherwise. We write $u <_G v$ if $u \preceq_G v$ and $u \neq v$.

A mapping f from a poset $G = (V, E)$ to a poset $G' = (V', E')$ is called an *embedding* if it respects the partial order, that is, all $u, v \in V$ are mapped to $u', v' \in V'$ such that $u \preceq_G v$ iff $u' \preceq_{G'} v'$. If G is embeddable into G' we write

$G \hookrightarrow G'$. It is immediate to see that embeddings are one-to-one (i.e. injective) mappings.

Definition II.2 (Poset dimension [7]). *Let G be a poset with n elements. The dimension of G , $\dim(G)$ is the smallest integer d such that $G \hookrightarrow \mathcal{H}_{n,d}$.*

Dushnik and Miller [7] proved that for any $n > 1$, the hypergrid $\mathcal{H}_{n,d}$ has dimension exactly d .

B. Identifiability

A preliminary definition of *identifiability* was introduced in [13] and refined and studied in [1], [11], [12] among others. We formulate identifiability in terms of set operations. Let \mathcal{P} be a set of paths over n nodes V ,

Definition II.3 (k -identifiability [11]). *\mathcal{P} is k -identifiable iff the following property holds: for all $U, W \subseteq V$, with $U \Delta W \neq \emptyset$ and $|U|, |W| \leq k$, it holds that $\mathbb{P}(U) \Delta \mathbb{P}(W) \neq \emptyset$.*

Monotonicity of identifiability (a property noticed in several works [1], [11]), i.e. that k -identifiability implies k' -identifiability for $k' < k$, is trivial from our definition. Notice moreover that the definition (given in [1], [11]) of k -identifiability with respect to a node set S , is equivalent to our definition refining $U \Delta W \neq \emptyset$ with $(U \cap S) \Delta (W \cap S) \neq \emptyset$.

Definition II.4 (Maximal identifiability). *Let \mathcal{P} be a set of paths. The maximal identifiability $\mu(\mathcal{P})$ of \mathcal{P} is the $\max_{k \geq 0}$ such that \mathcal{P} is k -identifiable.*

We want to compute, possibly exactly, the value for the maximum identifiability for sets of paths forming specific topologies. Following Definition II.3, to prove that a set \mathcal{P} is **not** k -identifiable it is sufficient to find two distinct node sets U and W of cardinality at most k , and prove that $\mathbb{P}(U) \Delta \mathbb{P}(W) = \emptyset$. Notice that by the monotonicity property of identifiability, this implies that $\mu(\mathcal{P}) \leq k - 1$, hence upper bounds on $\mu(\mathcal{P})$. Lower bounds on μ can be proved by arguing that for all distinct node sets U and W of cardinality at most $\mu(\mathcal{P})$, $\mathbb{P}(U) \Delta \mathbb{P}(W) \neq \emptyset$, that is one can always build a path touching exactly one between U and W . Lower bounds on $\mu(\mathcal{P})$ are hence interesting since to prove them we have to provide algorithms to build paths that distinguish between any two (failure) node sets of cardinality at most $\mu(\mathcal{P})$.

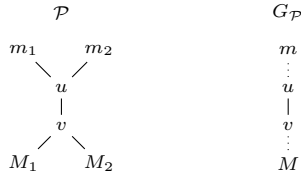
C. Physical Networks and Topology Models

Boolean Network Tomography concerns with localizing failure nodes in a set of end-to-end measurement paths. We discuss the assumptions we do modelling a physical network or a set of measurement paths and then with a graph topology. We assume the paths \mathcal{P} be defined on a set of nodes V and a set of monitor nodes. We assume the paths to be either all directed or all undirected. Monitor nodes are considered different from nodes in V . Associated to \mathcal{P} we consider a graph $G_{\mathcal{P}} = (V, E)$, where the edges E encode the wires between nodes V in \mathcal{P} . We do not admit multi-edges in E , i.e. if two different paths pass through the same edge (uv) , we count it only once in E . G will be directed or undirected according to \mathcal{P} .

1) **MONITORS:** We assume to know if each monitor is a input-monitor (denoted by m) where the measurement signal is routed out and output-monitors (denoted by M) where the boolean failure/correct message is received. Monitor nodes will be not part of the topology and hence not counted in V . But in order to measure identifiability in some cases we want to count in the degree of a node $u \in V$ the number of monitors it was linked to in the physical network.

2) **DIRECTED TOPOLOGIES:** In the case of a directed set \mathcal{P} the information about the monitor nodes will be explicit in $G_{\mathcal{P}}$. We consider two subsets S (sources) and T (targets) of V , including respectively the nodes in \mathcal{P} linked to input-monitors and output-monitors. For directed topologies the (in)-degree of a source node $u \in S$ is exactly the number of monitors u was linked to in \mathcal{P} . Analogously for target nodes. Notice that this model works also if we want to design a real network \mathcal{P} from a logical model G .

3) **UNDIRECTED TOPOLOGIES:** The difference with the directed case is that we no longer have source and target nodes in G . So formally in this case our graph $G_{\mathcal{P}} = (V, E)$ is completed by a set of nodes $Z \subseteq V$. Z are the nodes in $G_{\mathcal{P}}$ linked to a monitor in \mathcal{P} . In the undirected case we choose not to save in the degree of a node u the info about the number of monitors it was linked to in \mathcal{P} (though we might do that). The reason is that in an undirected network messages can flow in each direction, while the link monitor-nodes are always only in one direction. We assume that in graph G , from each node u it is possible to reach two different nodes in Z . As said, the degree is relevant only for real nodes, so we merge different monitors linked to the same node in the physical network into one monitor in the logical topology. For instance if \mathcal{P} was made by two paths $p_1 = (m_1 u)(u w)(w M_1)$ and $p_2 = (m_2 u)(u w)(w M_2)$, its logical model is a graph made by the only edge $(u v)$.



Notice that, as for the directed case, also here each time we consider a path in $G_{\mathcal{P}}$, this is a path starting and ending in a node in Z , hence among the paths in $G_{\mathcal{P}}$ there are all the paths in \mathcal{P} . In the rest of the paper we often use to say for undirected topologies "a node u linked to a monitor" meaning "a node u in $G_{\mathcal{P}}$ linked to a monitor in \mathcal{P} ". The following measure allow to keep track of differences between \mathcal{P} and $G_{\mathcal{P}}$:

Definition II.5. The hitting number of $G_{\mathcal{P}}$, $h(G_{\mathcal{P}})$ is defined as follows: for an edge e in $G_{\mathcal{P}}$, $h(e) = |\{p \in \mathcal{P} : e \in p\}|$ and $h(G_{\mathcal{P}}) = \max_{e \in G_{\mathcal{P}}} h(e)$.

4) **PATHS:** Our graphs encode a model for a set of end-to-end measurement paths, in such a way that all and only the paths in $G_{\mathcal{P}}$ correspond to paths in \mathcal{P} . But since we do

not keep monitor nodes explicitly in $G_{\mathcal{P}}$ and we can have simple measurement paths like $(mu)(uM)$ we generalize the definition of path in graphs. A *degenerate* path in $G_{\mathcal{P}}$ is a path made by only one node u , iff u in \mathcal{P} is linked to both an input- and an output-monitor.

5) **SIMPLE PATH FREE (SPF) MODEL:** We call a path p in a graph $G = (V, E)$ a *simple path* if $p := (u_0 u_1) \dots (u_k u_{k+1})$ and $N(u_i) = \{u_{i-1}, u_{i+1}\}$ for any $i \in [k]$. A weakness of maximal identifiability is that if the graph G underlying the network includes a simple path, then $\mu(G)$, the maximal identifiability of G is upper bounded by 1.

Lemma II.6. If $G = (V, E)$ is undirected and connected and $\delta(G) \leq 2$, then $\mu(G) \leq 1$.

Proof. Let $u \in V$ be the node with degree 2 in G . Let w one of its neighbours. Set $U = \{u\}$ and $W = \{u, w\}$. Clearly $\mathbb{P}(U) \subseteq \mathbb{P}(W)$. But since from w and u pass exactly the same paths in G , we have that $\mathbb{P}(W) \subseteq \mathbb{P}(U)$. Hence $P(U) = P(W)$ and then $\mathbb{P}(U) \Delta \mathbb{P}(W) = \emptyset$. We have found two sets U and W of cardinality at most 2 such that $\mathbb{P}(U) \Delta \mathbb{P}(W) = \emptyset$. Hence G is not 2-identifiable and therefore $\mu(G) \leq 1$. \square

We are interested in finding a relation between the topology of a network and its maximal identifiability. For this reason we assume that our graph (both directed and undirected) do not contain nodes with degree less than or equal to 2. Notice that (by our assumption on monitors) a node linked to a monitor might have degree 2. The *simple path free* assumption for undirected graphs $G_{\mathcal{P}} = (V, E)$ and $Z \subseteq V$ associated to a set of measurement paths \mathcal{P} is hence as follows: all nodes $u \in V \setminus Z$ have $\deg(u) \geq 3$. In the case of *directed graphs*, the *simple path free* assumption requires that there is no node u in G such that both $\deg_i(u) \leq 1$ and $\deg_o(u) \leq 1$. Previous Lemma has an analogous for the case of directed graphs, that justify this assumption, which can be proved the same way.

Lemma II.7. If $G = (V, S, T, E)$ is directed and there exists a node u such that both $\deg_i(u) \leq 1$ and $\deg_o(u) \leq 1$, then $\mu(G) \leq 1$.

The assumption of looking at SPF topologies in analyzing logical topologies in Network Tomography is not new ([3], [6]). The reason is that a simple path in a *physical network* $p := (u_0 u_1) \dots (u_k u_{k+1})$ can be *compressed* into a single edge $(u_0 u_{k+1})$ in the corresponding *logical network*. Usually the nodes compressed are network devices where no branching of traffic occurs and therefore do not appear in the logical topology.

6) **MONITOR-BALANCED (MB) TREES:** In order to avoid simple case where identifiability might be 0 we make another assumption on our model for tree topologies. Consider the following definition.

Definition II.8. Let \mathcal{T}_n be a SPF undirected tree. We say that \mathcal{T}_n is an input tree if there is a node in \mathcal{T}_n linked to a source-monitor. We say that \mathcal{T}_n is an output tree if there a node in \mathcal{T}_n linked to a target-monitor.

A tree can be both an input and an output tree. Given a tree \mathcal{T}_n and one of its edges $e = (uv)$, let $T^e(u)$ (resp. $T^e(v)$) be the subtree of \mathcal{T}_n obtained from cutting the edge (u, v) and taking the tree rooted at u (resp. v).

Definition II.9. A SPF undirected tree \mathcal{T}_n is balanced if for each node u in \mathcal{T}_n

- 1) there are $w, z \in N(u)$ such that $T^{(uw)}(w)$ and $T^{(uz)}(z)$ are both input trees;
- 2) there are $w, z \in N(u)$ such that $T^{(uw)}(w)$ and $T^{(uz)}(z)$ are both output trees

Previous definition is motivated by the fact non-balanced trees are very weak from identifiability perspective:

Lemma II.10. If \mathcal{T}_n is SPF tree but not MB, then $\mu(\mathcal{T}_n) < 1$.

Proof. If \mathcal{T}_n is not balanced there will always be a node u in \mathcal{T}_n and a neighbour w of u where exactly the same paths are passing through. Since \mathcal{T}_n is SPF, then for all $v \in V \setminus Z$, $\deg(u) \geq 3$. Assume you have a node u with three neighbours w_1, w_2, w_3 such that $T_1 = T^{(uw_1)}(w_1)$, $T_2 = T^{(uw_2)}(w_2)$ are input trees and $T_3 = T^{(uw_3)}(w_3)$ is an output tree. Then from u and w_3 pass exactly the same paths. Analogously if T_1 and T_2 are output and T_3 input trees. Fix $U = \{u\}$ and $W = \{w_3\}$. We have found two disjoint sets of nodes of cardinality 1 where exactly the same paths are passing through. Hence $\mathbb{P}(U) \triangle \mathbb{P}(W) = \emptyset$. Hence $\mu(\mathcal{T}_n) < 1$. \square

Moreover in SPF-MB trees, there are at least two different paths passing through each edge.

Lemma II.11. If \mathcal{T}_n is SPF-MB undirected tree, then each edge e belongs to at least two different paths.

Proof. Since \mathcal{T}_n is SPF, then $\deg(u) \geq 3$ for all $u \in V \setminus Z$. Fix 3 neighbours $w_i, i = 1, 2, 3$ of u and let $e_i = (uw_i)$ and $T_i = T^{e_i}(w_i)$. It is easy to argue to argue that by MB assumption at least two of them have the same label (input/output) and the other has the opposite label. Hence there is an at least an e_i such that two different (end-to-end) paths are touching e_i . \square

D. Node Failure Identifiability needs more than 2 monitors

As mentioned above we distinguish between input and output monitors. Only for the following result (where we do not talk specifically about directed or undirected graphs), we do not consider any of the assumptions we made before.

Theorem II.12. Let G be a (connected) graph modelling a set of measurement paths \mathcal{P} . Let m be the number of input monitors and M the number of output monitors in \mathcal{P} . Then independently of the topology G , $\mu(G) < \max(m, M)$.

Proof. If every monitor is linked to one and only one node in G , then we fix U be the set of nodes in G linked to the input monitors and W be the set of nodes in G linked to the output monitors. Now, it is obvious that $|U|, |W| \leq \max(m, M)$. Since our topology is connected, there is no way of separating U from W with a path going from an input monitor to an output monitor. We will always touch both.

Thus $\mathbb{P}(U) \triangle \mathbb{P}(W) = \emptyset$ and $\mu(G) < \max(m, M)$. Assume now monitors are linked to more than one node in G . For each monitor m_i , we select one node u among the one in G m_i is linked to and add it to the set U , and we select another node w linked to an output monitor and add it to the set W . We know there is a path from u to w since G is connected. Now as above there exist U and W of cardinality at most $\max(m, M)$ such that $\mathbb{P}(U) \triangle \mathbb{P}(W) = \emptyset$. Therefore we have $\mu(G) < \max(m, M)$. \square

Since to run measurements in a set of paths we need at least one input and one output monitor, previous theorem immediately implies that two monitors in a set of measurement give no identifiability at all.

Corollary II.13. If a set of measurement paths \mathcal{P} has only two monitors, then maximal identifiability is 0.

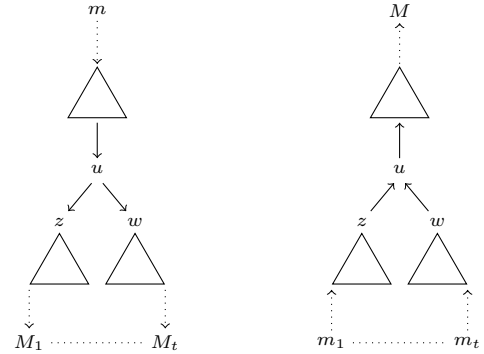
III. IDENTIFIABILITY FOR DIRECTED TOPOLOGIES

A. Trees

We start proving that in terms of identifiability directed trees are very weak, even assuming the SPF hypothesis that they do not contain simple paths.

Lemma III.1. Let \mathcal{T}_n a SPF directed tree. Then $\mu(\mathcal{T}_n) \leq 1$.

Proof. Consider a node u in \mathcal{T}_n . Since \mathcal{T}_n is SPF u has either in-degree ≥ 2 or out-degree ≥ 2 . According to whether the tree is downward (paths from root to leaves) or upward (path from leaves to root), one of the two cases can happen:



Fix $W = \{u, w\}$ and $U = \{u\}$. $\mathbb{P}(U) \subseteq \mathbb{P}(W)$. Moreover in both cases each path passing through w is also touching u , hence $\mathbb{P}(\{w\}) \subseteq \mathbb{P}(\{u\})$. Therefore $\mathbb{P}(W) \subseteq \mathbb{P}(U)$. Hence $\mathbb{P}(U) = \mathbb{P}(W)$ and therefore $\mathbb{P}(U) \triangle \mathbb{P}(W) = \emptyset$. \square

Lower bounds for maximal identifiability for directed trees follows by:

Lemma III.2. Let \mathcal{T}_n be a SPF tree. Then $\mu(\mathcal{T}_n) \geq 1$.

Proof. Let u and w two distinct nodes in \mathcal{T}_n . Let $U = \{u\}$ and $W = \{w\}$. Each node in \mathcal{T}_n is on some (end-to-end) path from the root to a leaf. If u and w lie on different paths, then clearly there are paths in $\mathbb{P}(U)$ but not in $\mathbb{P}(W)$. Hence $\mathbb{P}(U) \triangle \mathbb{P}(W) \neq \emptyset$. Assume there is a root-to-leaf path p touching both u and w and wlog p meets before w . Let p_w be the subpath of p truncated at node w . Let $w_1 \in N_o(w)$

be the neighbour of w lying on p . Since \mathcal{T}_n is SPF there is necessarily another node $w_2 \in N_o(w)$ and in \mathcal{T}_n there is a path q from w_2 to a leaf. Hence the concatenation of p_w with q is a path from the root to a leaf touching w but not u . Hence in $\mathbb{P}(W)$ but not in $\mathbb{P}(U)$. Hence $\mathbb{P}(U) \triangle \mathbb{P}(W) \neq \emptyset$. \square

Theorem III.3. Let \mathcal{T}_n be a directed SPF tree. Then $\mu(\mathcal{T}_n) = 1$.

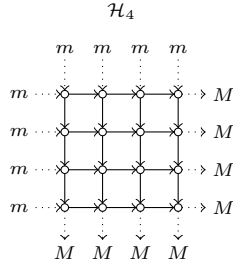
B. Bounded in-degree graphs

The proofs given for trees can be extended to bounded degree graphs where maximal identifiability is upper bounded by the minimal in-degree of G . Remember that $\delta_i(G)$ and $\Delta_i(G)$ are respectively the minimal and the maximal in-degree of G .

Lemma III.4. Let $G = (V, E)$ be a SLF directed graph. Then $\mu(\mathcal{P}) \leq \delta_i(G)$.

Proof. Let w be a node in G with $\deg_i(w) = \delta_i(G)$. Define $W = N_i(w)$ and $U = N_i(w) \cup \{w\}$. It is clear that each path passing through w is passing through a node in $N_i(w)$, hence $\mathbb{P}(\{w\}) \subseteq \mathbb{P}(N_i(w))$. Therefore $\mathbb{P}(U) = \mathbb{P}(W)$, which proves the claim since $|U| = \delta_i(G) + 1$. \square

C. Grids



We have seen in the previous Subsection that directed trees have maximal identifiability exactly 1. Can we find topologies whose maximal identifiability is strictly greater than 1? We start with 2-dimensional grid \mathcal{H}_n . Since directed grids \mathcal{H}_n have minimal in-degree bounded by 2 by Lemma III.4 we have.

Lemma III.5. Let $n \geq 3$. Then $\mu(\mathcal{H}_n) \leq 2$.

Let S be the set of source nodes in \mathcal{H}_n and T is the set of target nodes in \mathcal{H}_n . Given a node u in \mathcal{H}_n , we also define $T(v)$ the set of nodes in \mathcal{H}_n reachable from v and $S(u)$, the set of nodes in \mathcal{H}_n u is reachable from.

$$\begin{cases} S(u) = \{u\}, u \in S & S(u) = \bigcup_{(v,u) \in \mathcal{H}_n} S(v), u \in V \setminus S \\ T(v) = \{v\}, v \in T & T(v) = \bigcup_{(v,u) \in \mathcal{H}_n} T(u), v \in V \setminus T \end{cases}$$

The following Lemmas give a way to build paths avoiding specific nodes.

Lemma III.6. Let $n \geq 3$. Let u be a node in \mathcal{H}_n and $w \in S(u)$ with $w \neq u$. There is path p_u^w from a node in S to u not touching w .

Proof. By induction on $m = |S(u)|$. If $m = 1$, then $S(u) = \{u\}$ and u is in S and since $u \neq w$, then p_u^w is the (degenerate) path made by the only node u .

Assume $|S(u)| = m > 1$. Then $|N_i(u)| = 2$. Hence there is $w_1 \in N_i(u)$ such that $w_1 \neq w$. Since $|N_i(u)| = 2$, then $S(w_1) \subset S(u)$, and hence $|S(w_1)| < m$. By induction we have a path $p_{w_1}^w$ from S to w_1 avoiding w . Then define as p_u^w , the path concatenating $p_{w_1}^w$ with u . \square

A similar proof holds also for the nodes reachable from u . We omit details in this version.

Lemma III.7. Let $n \geq 3$. Let u be a node in \mathcal{H}_n and $w \in T(u)$ with $w \neq u$. There is path q_u^w from u to a node in T not touching w .

Lemma III.8. Let $n \geq 3$. $\mu(\mathcal{H}_n) \geq 2$.

Proof. Let V be the set of nodes of \mathcal{H}_n . We have to prove that for any $U, W \subseteq V$ with $U \neq W$ and such that $|U|, |W| \leq 2$, $\mathbb{P}(U) \triangle \mathbb{P}(W) \neq \emptyset$. It is sufficient to find a path $p \in \mathcal{H}_n$ from S to T touching exactly one between U and W . We split in the following cases:

- 1) at least one between U and W has cardinality 1;
- 2) both U and W have cardinality 2.

Case 1

Assume wlog that $W = \{w\}$. Since $U \triangle W \neq \emptyset$, then there is a node $u \in U \setminus W$, such that $w \neq u$. w can be either in: (1) $S(u)$; or (2) in $T(u)$; or (3) in $V \setminus (S(u) \cup T(u))$. In case (3) any path p from S to T passing through u is not touching w and proves the claim. In case (1) we use Lemma III.6 to have a path p_u^w from S to u avoiding W . Moreover, any path p from u to T is avoiding w , then the composition of p_u^w with p proves the claim. In Case (2) any path p from S to u avoids w , and Lemma III.7 guarantees a path q_u^w from u to T avoiding w . Hence the composition of the paths p and q_u^w proves the claim.

Case 2

Observe that though $U \triangle W \neq \emptyset$, they might share a node. So there might be two cases: (A) $|U \cap W| = 1$ and (B) $|U \cap W| = 0$. In case (A) we fix u to be the node of U not in W . In case (B) say $U = \{u_0, u_1\}$ we fix u to be the node in U not reachable in \mathcal{H}_n by the other node in U , i.e. the u_i such that $u_i \notin S(u_{1-i})$. Notice that this node always exists since the nodes in U cannot reach each other in \mathcal{H}_n . As in case (1) we divide in three cases according to the position of W wrt u .

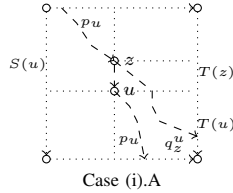
- i. $W \subseteq S(u)$;
- ii. $W \subseteq T(u)$;
- iii. $|S(u) \cap W| \leq 1$ and $|T(u) \cap W| \leq 1$;

In case (iii) a similar argument as above works. Since $|S(u) \cap W| \leq 1$, then either (if $|S(u) \cap W| = 0$) any path from S to u avoids W , or (if $|S(u) \cap W| = 1$) we can apply Lemma III.6 to find a path p_u from S to u avoiding W . Using $|T(u) \cap W| \leq 1$, a similar argument works for finding a path q_u from u to T avoiding W . Hence the composition of p_u and q_u is a path from S to T passing from u but avoiding W .

In case (i) we further distinguish two cases and fix the w as follows:

- (A) $|U \cap W| = 1$. w is the only node in $U \cap W$.
- (B) w is any node in W . Denote by v be the other node in W .

Since $u \neq w$, then by Lemma III.6 there is a path p_u^w from S to u avoiding w . Moreover, since $W \subseteq S(u)$ any path q_u from u to T avoids W . Hence the path p_u concatenation of p_u^w with q_u touches U and, avoids W , unless $v \in p_u$. If $v \in p_u$ then we modify p_u into a new path p_v touching W but avoiding U . We first identify a node z on p_u . Assume u to be the node $u = (x_1, x_2)$ with $x_1, x_2 \in [n]$. Since p_u^w is ending at u and \mathcal{P} is directed, there is a first node z in p_u^w such that starting from z all the nodes in p_u^w lie either on the same row (x_1) or on the same column (x_2) of u . Let p_z^w be the subpath obtained from truncating p_u^w to the node z . Notice that by the definition of z , $z \neq u^2$. Clearly $u \in T(z)$, then we can use Lemma III.7 on z and u to find a path q_z^u from z to T avoiding u . Since $w \in S(u)$, then $w \notin T(z)$ and by the construction of z , $S(u) \cap T(z)$ is the set of nodes (a path) in p_u^w from z to u , moreover recall that p_u^w avoids w . Since in Case (A) $w \in U$, the path p_v concatenating p_z^w with q_z^u goes from S to T , touches W but avoids U .



In case (B), i.e. when $w \notin U$ the other node of U , say u_1 , might belong to p_v and hence in this case p_v does not avoid U . To handle this last case we build another path p'_v from S to T touching v and avoiding the whole U . Let t_z be the subpath of p_v from S to z . Let q be the subpath of p_v starting at z and ending in u_1 . Assume that u_1 has coordinates (x_2, y_2) . Similarly as done for z , there is a first node z_1 in q such that starting from z_1 all the nodes in q lie either on the same row (x_2) or on the same column (y_2) of u_1 . $z_1 \neq u$ since q (being a subpath p_v) avoids u . $z_1 \neq u_1$ by the definition of z_1 . Let q_{z,z_1} be the subpath obtained from truncating q at z_1 . Using Lemma III.7 on z_1 and u_1 there is a path $q_{z_1}^{u_1}$ from z_1 to T avoiding u_1 . Hence the path p'_v obtained from concatenating t_z with q_{z,z_1} and then with $q_{z_1}^{u_1}$ goes from S to T , touches v but avoids both u and u_1 , hence U . Claim is proved.

In case (ii) a symmetric argument of case (i) works. We omit the details in this extended abstract. \square

Together previous theorem and Lemma III.5, implies the following

Theorem III.9. Let $n \in \mathbb{N}$, $n \geq 3$. Then $\mu(\mathcal{H}_n) = 2$.

²If v is a source node and $v \in N_1(u)$, then z is v itself.

D. Hypergrids

In this section we extend previous results to hypergrids. Remember that our model of $\mathcal{H}_{n,d}$ assumes that in the physical network each border node is linked to a monitor (actually one monitor for each dimension $i \in [d]$ such that $x \in \partial_i$).

Theorem III.10. Let $d, n \in \mathbb{N}$, $d > 2$ and $n \geq 3$. Then $\mu(\mathcal{H}_{n,d}) = d$.

Since $\mathcal{H}_{n,d}$ has in-degree exactly d , then Lemma III.4 implies immediately that $\mu(\mathcal{H}_{n,d}) \leq d$.

First observe that a node $u = (u_1, \dots, u_d)$ is in S iff $u_i = 1$ for some $i \in [d]$ and is in T iff $u_i = n$ for some $i \in [d]$.

$$\begin{cases} S(u) = \{u\}, u \in S & S(u) = \bigcup_{v \in N_1(u)} S(v), u \in V \setminus S \\ T(v) = \{v\}, v \in T & T(v) = \bigcup_{u \in N_o} T(u), v \in V \setminus T \end{cases}$$

For the lower bound, we lift Lemma III.6 and Lemma III.7 to dimension $d > 2$. Their proof is similar to the previous case. We prove the first one.

Lemma III.11. Let $d, n \in \mathbb{N}$, $d > 2$ and $n \geq 3$. Let u be a node in $\mathcal{H}_{n,d}$ and $X = \{w_1, \dots, w_j\} \subseteq S(u)$ be a set of $j < d$ pairwise distinct nodes all distinct from u . Then there is path p_u^X from a node in S to u avoiding (any node of) X .

Proof. Let u be a node in $\mathcal{H}_{n,d}$. Let $X = \{w_1, \dots, w_j\} \subseteq S(u)$ fulfilling the hypothesis. By induction on $m = |S(u)|$. If $m = 1$, then $S(u) = \{u\}$ and u is in S and since u is different from all the nodes in X , then the (degenerate) path p_u^X , made by the only node u proves the claim.

Assume $|S(u)| = m > 1$. Then u is neither in S nor in T . Hence $|N_1(u)| = d$. Then, since $j < d$, there is $w \in N_1(u)$ such that $w \notin X$. Since $w \in N_1(u)$, then $S(w) \subset S(u)$, and hence $|S(w)| < m$. By induction we have a path p_w^X from S to w avoiding X . Then define as p_u^X , as the path concatenating p_w^X with u through w . \square

A similar proof holds also for the nodes reachable from u in $\mathcal{H}_{n,d}$ we omit the proof in this version.

Lemma III.12. Let $d, n \in \mathbb{N}$, $d > 2$ and $n \geq 3$. Let \mathcal{P} be a $\mathcal{H}_{n,d}$. Let u be a node in \mathcal{P} and $X = \{w_1, \dots, w_j\} \subseteq T(u)$ be a set of $j < d$ pairwise distinct nodes all distinct from u . Then there is path p_u^X from u to a node in T avoiding (any node of) X .

Proof. (of Theorem III.10) Let $V = [n]^d$. We have to prove that for any $U, W \subseteq V$ with $U \triangle W \neq \emptyset$ and such that $|U|, |W| \leq d$, $\mathbb{P}(U) \triangle \mathbb{P}(W) \neq 1$. It is sufficient to find a path $p \in \mathcal{H}_{n,d}$ from S to T touching exactly one between U and W . As for the case of simple grids we split in two cases:

- 1) at least one between U and W has cardinality at most $d - 1$;
- 2) both U and W have cardinality d .

Using previous Lemmas the proof is similar to the case $d = 2$ and we defer its sketch to the appendix. \square

E. Minimizing the number monitors on directed hypergrids

Our model of $\mathcal{H}_{n,d}$ assumes that each border node x is linked to one monitor in the physical network for each dimension $i \in [d]$ such that $x \in \partial_i$. Is it possible to reduce the number of monitors but still get same lower bounds? An ideal placement of monitors in $\mathcal{H}_{n,d}$ would have only $2d$ monitors on the nodes $(1, \dots, 1)$ and (n, \dots, n) . Notice however that in the directed case Lemma III.4 applies. Hence if we remove monitors from the border nodes, the minimal in-degree drop-off to 1 and then $\mu(\mathcal{H}_{n,d}) \leq 1$. In the next subsection, when we analyze undirected grids, we show that maximal identifiability can be $d - 1$ with only $2d$ monitors.

IV. IDENTIFIABILITY FOR UNDIRECTED TOPOLOGIES

A. Trees

For the case of undirected trees even assuming monitor-balancing, we can prove that SPF trees have maximal identifiability exactly 1.

Lemma IV.1. *Let \mathcal{T}_n an undirected SPF-MB tree. Then $\mu(\mathcal{T}_n) \leq 1$.*

Proof. We prove that \mathcal{T}_n is not 2-identifiable. We have to show two sets W and U of cardinality at most 2 such that $\mathbb{P}(U) \triangle \mathbb{P}(W) = \emptyset$. Let w a node in \mathcal{T}_n and $v \in N(w)$ such that $T(v)$ is an input-tree. There must exists another neighbour of w , $z \in N(w)$, with $z \neq v$ such that $T(z)$ is an output-tree³. Fix $U = \{v\}$, $W = \{v, w\}$. $\mathbb{P}(U) \subseteq \mathbb{P}(W)$. Moreover each path passing through w and z is also touching v , hence $\mathbb{P}(\{w\}) \subseteq \mathbb{P}(\{v\})$. Therefore $\mathbb{P}(W) \subseteq \mathbb{P}(U)$. Hence $\mathbb{P}(U) = \mathbb{P}(W)$ and therefore $\mathbb{P}(U) \triangle \mathbb{P}(W) = \emptyset$. \square

Lemma IV.2. *Let \mathcal{T}_n be a balanced a SPF-MB tree. Then $\mu(\mathcal{T}_n) \geq 1$.*

Proof. (sketch) Let u and w two distinct nodes in \mathcal{T}_n . Fix $U = \{u\}$ and $W = \{w\}$. If w and u lie on different (end-to-end) paths, the claim is trivially proved. The BMT assumption implies (see Lemma II.11) that from each node there are at least two different (end-to-end) paths passing through. Hence from u there is another path which is not touching w (otherwise there would be a cycle in a tree). \square

Theorem IV.3. *Let \mathcal{T}_n be a balanced a SPF-MB tree. Then $\mu(\mathcal{T}_n) = 1$.*

B. Bounded degree

Recall Subsection II-C3. Let $G = (V, E)$ be an undirected graph and $Z \subseteq V$. We assume each node in G reachable from two distinct nodes in Z . $1 \leq \delta(G) \leq \Delta(G) \leq |V|$. As for the directed case maximal identifiability only depends on the minimal degree of G and not where monitor are placed.

Lemma IV.4. *Let $G = (V, E)$ undirected. Then $\mu(G) \leq \delta(G)$*

³Indeed if $T(v)$ is also an output-tree and there is only one output-tree, there must be another input tree rooted at another neighbour t of w . Then we can choose t instead of w .

Proof. Let $u \in V$ be such that $\deg(u) = \delta(G)$. Fix $U = N(u)$ and $W = \{u\} \cup N(u)$. Each path touching u is passing through at least a node in $N(u)$. Hence $\mathbb{P}(\{u\}) \subseteq \mathbb{P}(N(u))$. Hence $\mathbb{P}(W) = \mathbb{P}(\{u\}) \cup \mathbb{P}(N(u)) = \mathbb{P}(N(u)) = \mathbb{P}(U)$ and then $\mathbb{P}(U) \triangle \mathbb{P}(W) = \emptyset$. We have found two sets U, W of cardinality at most $\delta(G) + 1$ such that $\mathbb{P}(U) \triangle \mathbb{P}(W) = \emptyset$. Hence $\mu(G) \leq \delta(G)$. \square

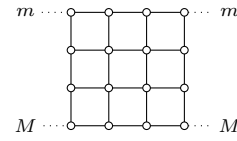
C. Hypergrids

Recall Subsection II-C3 and notice that in the undirected case monitors are no longer counting in the degree of nodes of the graph modelling the network. Hence if $\mathcal{H}_{n,d}$ is undirected, $\delta(\mathcal{H}_{n,d}) = d$ (exactly on the corner nodes). Using Lemma IV.4, we then have the upper bound $\mu(\mathcal{H}_{n,d}) \leq d$. If we assume that all border nodes are linked to monitors that is $Z = \bigcup_{i \in [d]} \partial_i$, then each (end-to-end) path in the directed $\mathcal{H}_{n,d}$ is also a path for the undirected $\mathcal{H}_{n,d}$. Hence Theorem III.10 gives a lower bound also in this case. Therefore:

Theorem IV.5. *Let $\mathcal{H}_{n,d}$ be undirected and $Z = \bigcup_{i \in [d]} \partial_i$. Then $\mu(\mathcal{H}_{n,d}) = d$.*

Clearly in the undirected case we have many more paths in $\mathcal{H}_{n,d}$ than in the directed case. All these paths are becoming relevant to obtain a maximal identifiability of d greatly minimizing the number of monitor nodes needed. While previous theorem assumes dn monitors, we show in the next Subsection that only $2d$ monitors suffice to get maximal identifiability $d - 1$ in the case of undirected d -dimensional grids.

D. Minimizing the number of monitors on undirected hypergrids



We prove that $2d$ monitors are sufficient to reach $\mu \geq d - 1$ in undirected $\mathcal{H}_{n,d}$

Theorem IV.6. *Let $\mathcal{H}_{n,d}$ be undirected and $n \geq 2^{d+1}$. Let $S = \{(1, \dots, 1), \dots, (n, \dots, n, 1)\}$ and $T = \{(n, \dots, n), \dots, (1, \dots, 1, n)\}$ be the set of nodes linked to input and output monitors. Then $\mu(\mathcal{H}_{n,d}) \geq d - 1$.*

The section is devoted to the proof of the theorem for the case $d = 2$. The proof of Theorem IV.6 is along the same lines and its proof can be found in the appendix

Definition IV.7. *Let $x = (x_1, x_2)$ be a node in \mathcal{H}_n .*

$$\begin{aligned} S(x) &= \{v = (y_1, y_2) | 1 \leq y_i \leq x_i, i \in [2]\} \\ T(x) &= \{v = (y_1, y_2) | x_i \leq y_i \leq n, i \in [2]\} \end{aligned}$$

Theorem IV.8. *Let $\mathcal{H}_{n,2}$ be undirected and $n \in \mathbb{N}$, s.t. $n \geq 2^3$. Let $S = \{(1, 1), (n, 1)\}$ the set of input monitors and let $T = \{(n, n), (1, n)\}$ be the set of output monitors. Then $\mu(\mathcal{H}_{n,2}) \geq 1$.*

Proof. We have to prove that for any $U, W \subseteq V$ with $U \triangle W \neq \emptyset$ such that $|U|, |W| \leq 1$, then $\mathbb{P}(U) \triangle \mathbb{P}(W) \neq \emptyset$.

It is sufficient to find a path p from S to T touching exactly one between U and W . Assume $W = \{w\}, U = \{u\}$. Since $U \triangle W \neq \emptyset$, then $u \neq w$. According to the position of W , we divide in the three following cases:

1. $w \in V \setminus (S(u) \cup T(u))$
2. $w \in S(u)$
3. $w \in T(u)$;

In case 1, any path from S to T passing through u is not touching w and proves the claim.

In case 2, if $w \in N((1, 1))$, any path from the other input monitor $((n, 1))$ passing through u to an output monitor is not touching w .

If $w \notin N(u)$, we prove it by induction on $|S(u)| = m$. If $|S(u)| = 1$, then $S(u) = \{u\}$ and the path p made by u from S to u avoids w . Notice that this case implies $u = (1, 1)$. Now consider $|S(u)| = m$. Then we fix any $u' \in N(u) \cap S(u)$. Therefore $S(u') \subseteq S(u)$ and $|S(u')| < m$. By induction, there is a path $p_{u'}$ from S to u' avoiding w . So the path p , the composition of $p_{u'}$ and $u'u$, from S to u avoids w as well. Moreover, any path p' from u to T is avoiding W . Therefore the composition of p and p' is touching u but avoiding W and the claim is proved.

If $w \in N(u)$, then we fix $u' \in N(u)$ such that $u' \neq w$. If $w \notin S(u')$, then any path $p_{u'}$ from S to u' avoid w . the path p , the composition of $p_{u'}$ and $u'u$, from S to u avoid w as well. if $w \in S(u')$, since $w \notin N(u')$ by the same argument as above, there is a path $p_{u'}$ from S to u' avoiding w . Hence the path p , composition of $p_{u'}$ and $u'u$, avoids w . Moreover, any path p' from u to T is avoiding W . So the composition of p and p' touches u but avoids W .

In case 3, a symmetric argument of case 2 works. \square

V. IDENTIFIABILITY, EMBEDDINGS, DIMENSION

Recall that the dimension $\dim(G)$ of a DAG G is the smallest $d \in \mathbb{N}$ such that $G \hookrightarrow \mathcal{H}_{n,d}$ i.e. G is embeddable in $\mathcal{H}_{n,d}$. Hence if $G \hookrightarrow \mathcal{H}_{n,d}$, then $\dim G \leq d$. Since $\mu(\mathcal{H}_{n,d}) \geq d$, then $\dim G \leq \mu(\mathcal{H}_{n,d})$. We explore possible relationships between the dimension of directed graphs and maximal identifiability. The next example shows that in the most general form embeddability can destroy identifiability. Consider the following two graphs.



G_1 is embeddable in G_2 (f.i. $f(x) = \hat{x}$). But while in G_1 there is a path (an edge) from u_1 to u_2 avoiding $W = \{w_1, w_2\}$, in G_2 no path connecting u'_1 to u'_2 is avoiding $f(W)$ in G_2 .

Still in some cases we can use embeddability to say something on identifiability. Consider the following Definition of routing consistency given in [1].

Definition V.1. ([1]) A set of paths \mathcal{P} is routing consistent if any two distinct paths p and p' in \mathcal{P} and any distinct nodes

u and w traversed by both paths (if any) p and p' follow the same subpath between u and w .

Though a weak class of topologies (any edge-cut disconnect the graph into two components) these graphs are employed in many practical routing protocols (see [1]). For these topologies (in the directed case) we can prove the following result.

Theorem V.2. Assume that G is routing consistent and $G \hookrightarrow G'$, then $\mu(G) \leq \mu(G')$.

Proof. Assume that $\mu(G') \leq k$. We prove that $\mu(G) \leq k$. Since $\mu(G') \leq k$, there are two sets $U', W' \subseteq V'$ such that $U' \triangle W' \neq \emptyset$, at least one of them, wlog say U' , has cardinality $k + 1$, and $\mathbb{P}_{G'}(U') \triangle \mathbb{P}_{G'}(W') = \emptyset$. Fix $U = f^{-1}(U')$ and $W = f^{-1}(W')$. By injectivity of f , U has cardinality $k + 1$ and $U \triangle W \neq \emptyset$ (since otherwise $U' \triangle W' = \emptyset$). Assume by contradiction that $\mathbb{P}_G(U) \triangle \mathbb{P}_G(W) \neq \emptyset$. That is, there exists a path p in G from S to T touching nodes in only one between U and W , say U . Let $p = (u_1 u_2) \dots (u_r u_{r+1})$, $r \geq 1$. Hence $u_i \leq u_{i+1}$ for all $i \in [r]$. Let $u'_i = f(u_i)$. Clearly if $u_i \in U$, then $u'_i \in U'$. Since f is an embedding (i.e. $x \leq y$ iff $f(x) \leq f(y)$), then $u'_i \leq u'_{i+1}$, $u'_1 \in S'$ and $u'_{k+1} \in T'$. Hence there are paths p'_i in G' from u'_i to u'_{i+1} and the path $p' = p'_1, \dots, p'_k$ is a path from S' to T' in G' . If all nodes in p' are in $V' \setminus W'$ this is a contradiction with the fact $\mathbb{P}_{G'}(U') \triangle \mathbb{P}_{G'}(W') = \emptyset$. Then there is a $i \in [r]$ such that in p'_i is touching a node $w' \in W'$. Hence we have that in G' , $u'_i \leq w' \leq u'_{i+1}$. Since f is an embedding and since $u_i = f^{-1}(u'_i)$, this means that in G , $u_i \leq f^{-1}(w) \leq u_{i+1}$. Then in G there is a path from u_i to u_{i+1} passing through $f^{-1}(w)$. This contradicts the routing consistency of G since between u_1 and u_2 there is another path, the edge that is in p . \square

The previous examples shows that restricting the class of graphs one can still hope to bound identifiability using embeddability. In the next two results we restrict embeddings, obtaining similar relationships but for broader classes of topologies. Assume that f is an embedding between two DAGs $G_1 = (V_1, E_1)$ and $G_2 = (V_2, E_2)$. Let us say that f is *distance-reducing* (d.r) if for all $x, y \in V_1$, $d_{G_1}(x, y) \geq d_{G_2}(f(x), f(y))$. Here $d_G(x, y)$ is the length of the shortest path between x and y in G . We call f *distance preserving* (d.p.) if $d_{G_1}(x, y) = d_{G_2}(f(x), f(y))$.

Theorem V.3. Let G and G' be two DAGs such that $G \hookrightarrow_f G'$, where f is a (d.r.)-embedding. Then $\mu(G) \geq \mu(G')$.

Proof. Assume $\mu(G) \leq k$, we prove that $\mu(G') \leq k$. Since $\mu(G) \leq k$, there are two sets $U, W \subseteq V$ such that $U \triangle W \neq \emptyset$, at least one of them, wlog say U , has cardinality $k + 1$, and $\mathbb{P}_G(U) \triangle \mathbb{P}_G(W) = \emptyset$. Fix $U' = f(U)$ and $W' = f(W)$. By injectivity of f , U' has cardinality $k + 1$ and clearly $U' \triangle W' \neq \emptyset$ (since otherwise $U \triangle W = \emptyset$). Assume by contradiction that $\mathbb{P}_{G'}(U') \triangle \mathbb{P}_{G'}(W') \neq \emptyset$. That means that there exists a path p from S' to T' touching node of only one between U' and W' , say U' . Let $p' = (u'_1 u'_2) \dots (u'_r u'_{r+1})$, $r \geq 1$. Hence $u'_i \leq u'_{i+1}$ for all $i \in [r]$. Let $u_i = f^{-1}(u'_i)$. Since f is an embedding $u_i \in U$, $u_i \leq u_{i+1}$ and $u_1 \in S$ and $u_{r+1} \in$

T . Moreover since f distance reducing and (u'_i, u'_{i+1}) is an edge in G' , then (u_i, u_{i+1}) is an edge in G . But then then path in G $p = (u_1, u_2) \dots (u_r, u_{r+1})$ is a path from S to T touching only nodes in U . This is a contradiction with the fact $\mathbb{P}_G(U) \triangle \mathbb{P}_G(W) = \emptyset$. \square

It is straightforward to see that if f is distance-preserving, then equality holds.

Theorem V.4. *Let G and G' be two DAGs such that $G \hookrightarrow_f G'$, where f is a $(d.p.)$ -embedding. Then $\mu(G) = \mu(G')$.*

For a general DAG G , we cannot obtain a direct relation between identifiability and dimension and, as previous example shows, we cannot relate identifiability of two graphs which are embeddable one into the other. Nevertheless we can lower bound identifiability of a DAG G using embeddability.

Let G^* be the *transitive closure* of a DAG G . Since G and G^* are defined on the same set of nodes and each path in G is a path in G^* , it follows:

Lemma V.5. $\mu(G) \geq \mu(G^*)$.

Now following the idea of Theorem V.3 it is not difficult to prove the following theorem (see appendix)

Theorem V.6. *Let G be a DAG closed under transitivity. Assume that $G \hookrightarrow G'$. Then $\mu(G) \geq \mu(G')$.*

All together these result imply:

Theorem V.7. *Let G be a DAG and assume that $G^* \hookrightarrow G'$. Then $\mu(G) \geq \mu(G')$.*

Hence by definition of dimension of a DAG G we get

Corollary V.8. *Let G be a DAG. Then $\mu(G) \geq \dim G^*$.*

VI. APPLICATIONS AND EXPERIMENTS

A. Designing an optimal network wrt failure maximal identifiability

Assume we have to design a network over $N \geq 4$ nodes and we aim to have maximal identifiability of failure nodes. Theorem IV.6 suggests how to set edges between the nodes in the network and how to place monitors in such a way to reach an identifiability of at least $\sqrt{\log N}$. Fix $d = \sqrt{\log N}$ and $n = N^{1/d}$. Then $N = n^d$ and it is easy to see that for $N \geq 4$ it holds that $n \geq 2^{d+1}$ (as required by the theorem). Assume wlog that all values are integers (otherwise approximate them to smallest integer values such that $N \leq n^d$). Assign an address to each node in N as a d -dimensional vector in $[n]$ and place edges between nodes in N following the construction of $\mathcal{H}_{n,d}$. Finally place input and output monitors $(2\sqrt{\log N})$ linked to those nodes of N , as required by Theorem IV.6.

B. Adding edges to boost node failure identifiability

Assume we have a network with very low maximal identifiability of failure nodes (for instance due to a small minimal in-degree). We explore the idea to add edges to get better max identifiability. We propose the following algorithm whose main

idea is that of trying to approximate a hypergrid of dimension d (a parameter to be tuned), choosing the appropriate input and output monitors and adding edges (according to certain heuristic) in order to increase the δ . Experiments on concrete networks will appear on the full version.

Algorithm 1 AGrid

Input: $G = (V, E)$, d

Output: $G' = (V, E')$, $I_m \subseteq V$, $I_M \subseteq V$

/* Select input and output monitors*/

1: **for** $i = 1 \dots d$ **do**

2: (x, y) nodes at max shorter distance in G

3: $I_m = I_m \cup \{x\}$; $I_M = I_M \cup \{y\}$;

4: $V = V - \{x, y\}$

/* Boost minimal degree to d */

5: **for all** $v \in V$ **do**

6: choose u.a.r $d - |N(v)|$ nodes w_i in $V \setminus N(v)$

7: **for all** w_i **do**

8: $E = E \cup (v, w_i)$

C. Upper bounding μ in terms on number of nodes and paths

Our bounds can be used to prove more refined upper bounds on maximal identifiability than those obtained in [1] (Theorems IV.1 and IV.2). We consider the undirected case but similar results can be proved for the directed case.

Theorem VI.1. *Let G be a network defined over n nodes and m paths p_i each of length (i.e. number of edges) ℓ_i . Let $\ell = \sum_i \ell_i$. Then $\mu(G_{\mathcal{P}}) \leq \min\{n, \lfloor \frac{2m}{n\ell} \rfloor\}$.*

Proof. Assume a graph G has n nodes and minimal degree $\delta(G) \geq d$. Then there are at least $nd/2$ paths in G . This is because we count at least the paths of length 1 in G . Now assume that G is defined over n nodes and m paths and ℓ edges in total. Let d be the minimal degree in G . Since we have $m\ell$ edges in G , it follows by previous observation that $m \geq nd\ell/2$. Hence it must be that $d \leq 2m/n\ell$. Since moreover $d \leq n$, the result follows by Lemma IV.4. \square

This result can be lifted to a set \mathcal{P} of measurement paths using the hitting number of $G_{\mathcal{P}}$ (see Definition II.5).

Corollary VI.2. *Let \mathcal{P} be a set of measurement paths over n nodes and m paths of total length ℓ . Let h be the hitting number of $G_{\mathcal{P}}$. Then $\mu(G_{\mathcal{P}}) \leq \min\{n, \lfloor \frac{2mh}{n\ell} \rfloor\}$.*

VII. FURTHER RESEARCH

We shortly address (see the appendix for a complete discussion) three directions related to our approach.

What can we say on boolean network tomography and failure identifiability using algorithm for computing dimension of DAGs [17]–[19]? It is a well known result [15] that planar graphs over n nodes can be embedded into a $(n-2) \times (n-2)$ grid. Our results implies a lower bound. What else can be said on upper bounds for failure maximal identifiability in planar graphs [8]? A k -TC-Spanner [2] of a graph G is a graph H with a small diameter that preserves the connectivity of the

original graph. Are k -TC-Spanners useful to identify maximal failure identifiability of a network ?

REFERENCES

- [1] Novella Bartolini, Ting He, and Hana Khamfroush. Fundamental limits of failure identifiability by boolean network tomography. In *INFOCOM 2017*. IEEE, 2017.
- [2] Piotr Berman, Arnab Bhattacharyya, Elena Grigorescu, Sofya Raskhodnikova, David P. Woodruff, and Grigory Yaroslavtsev. Steiner transitive-closure spanners of low-dimensional posets. *Combinatorica*, 34(3):255–277, 2014.
- [3] Tian Bu, Nick G. Duffield, Francesco Lo Presti, and Donald F. Towsley. Network tomography on general topologies. In ACM, editor, *Proceedings of SIGMETRICS*, pages 21–30, 2002.
- [4] Nick G. Duffield. Simple network performance tomography. In *Proceedings of the 3rd ACM SIGCOMM Internet Measurement Conference, IMC 2003, Miami Beach, FL, USA, October 27-29, 2003*, pages 210–215. ACM, 2003.
- [5] Nick G. Duffield. Network tomography of binary network performance characteristics. *IEEE Trans. Information Theory*, 52(12):5373–5388, 2006.
- [6] Nick G. Duffield and Francesco Lo Presti. Network tomography from measured end-to-end delay covariance. *IEEE/ACM Trans. Netw.*, 12(6):978–992, 2004.
- [7] Ben Dushnik and E. W. Miller Source. Partially ordered sets. *American Journal of Mathematics*, 63(3):600–610, 1941.
- [8] Stefan Felsner and William T. Trotter. Posets and planar graphs. *Journal of Graph Theory*, 49(4):273–284, 2005.
- [9] Ting He, Novella Bartolini, Hana Khamfroush, InJung Kim, Liang Ma, and Tom La Porta. Service placement for detecting and localizing failures using end-to-end observations. In *36th IEEE International Conference on Distributed Computing Systems, ICDCS 2016, Nara, Japan, June 27-30, 2016*, pages 560–569. IEEE Computer Society, 2016.
- [10] Ting He, Athanasios Gkeli, Liang Ma, Kin K. Leung, Ananthram Swami, and Don Towsley. Robust and efficient monitor placement for network tomography in dynamic networks. *IEEE/ACM Trans. Netw.*, 25(3):1732–1745, 2017.
- [11] Liang Ma, Ting He, Kin K. Leung, Ananthram Swami, and Don Towsley. Inferring link metrics from end-to-end path measurements: Identifiability and monitor placement. *IEEE/ACM Trans. Netw.*, 22(4):1351–1368, 2014.
- [12] Liang Ma, Ting He, Ananthram Swami, Don Towsley, and Kin K. Leung. Network capability in localizing node failures via end-to-end path measurements. *IEEE/ACM Trans. Netw.*, 25(1):434–450, 2017.
- [13] Liang Ma, Ting He, Ananthram Swami, Don Towsley, Kin K. Leung, and Jessica Lowe. Node failure localization via network tomography. In Carey Williamson, Aditya Akella, and Nina Taft, editors, *Proceedings of the 2014 Internet Measurement Conference, IMC 2014, Vancouver, BC, Canada, November 5-7, 2014*, pages 195–208. ACM, 2014.
- [14] Cristian Neri. Identificabilità di congestioni di rete su specifiche classi di grafi, Sapienza University, 2016-2017.
- [15] Walter Snyder. Embedding planar graphs on the grid. In *Proceedings of the First Annual ACM-SIAM Symposium on Discrete Algorithms, SODA '90*, pages 138–148, Philadelphia, PA, USA, 1990. Society for Industrial and Applied Mathematics.
- [16] Diman Zad Tootaghaj, Ting He, and Tom La Porta. Parsimonious tomography: Optimizing cost-identifiability trade-off for probing-based network monitoring. *IFIP Performance*, 2017.
- [17] William T. Trotter and John I. Moore Jr. The dimension of planar posets. *J. Comb. Theory, Ser. B*, 22(1):54–67, 1977.
- [18] Javier Yáñez and Javier Montero. A poset dimension algorithm. *J. Algorithms*, 30(1):185–208, 1999.
- [19] Mihalis Yannakakis. The complexity of the partial order dimension problem. *SIAM Journal on Algebraic Discrete Methods*, 3(3):351–358, 1982.

VIII. APPENDIX

Proof. (of Theorem III.10)

Case 1

Let $W = \{w_1, \dots, w_{d-1}\}$. Since $U \neq W$, then there is a node $u \in U \setminus W$, such that $w_i \neq u, \forall i \in [d-1]$. Now according to the position of W , we have four cases:

- i. W is neither in $S(u)$ nor in $T(u)$
- ii. $W \subseteq S(u)$
- iii. $W \subseteq T(u)$
- iv. $|W \cap S(u)| \leq d-1$ and $|W \cap T(u)| \leq d-1$;

In case *i*, any path from S to T passing through u is not touching W and proves the claim.

In case *ii*, we use lemma III.11. Then there is a path p_u^w from S to u avoiding W . Furthermore, any path p from u to T is avoiding W . Therefore, the composition of p_u^w with p proves the claim.

In case *iii*, by lemma III.12 there is a path p_u^w from u to T avoiding W and of course any path p from S to u avoids W . Then the composition of p and p_u^w proves the claim.

In case *iv*, we use lemma III.11. Then there is a path p_u^w from S to u avoiding W . Moreover by lemma III.12, there is a path q_u^w from u to T avoiding W . Hence the composition of p_u^w and q_u^w proves the claim.

Case 2

Although $U \neq W$, they might share some nodes. So there are two cases: (A) $|U \cap W| = 0$ and (B) $|U \cap W| \leq d-1$. In case (A), let $U = \{u_1, \dots, u_d\}$. We fix u to be the node in U not reachable in $\mathcal{H}_{n,d}$ by other nodes in U . In case (B), we fix u be the node of U not in W . Like in case 1, we divide in three cases as following:

- i. $W \subseteq S(u)$;
- ii. $W \subseteq T(u)$;
- iii. $|S(u) \cap W| \leq d-1$ and $|T(u) \cap W| \leq d-1$;

In case (*iii*), since $|S(u) \cap W| \leq d-1$, then we can apply lemma III.11 to find a path p_u from S to u avoiding W . Using $|T(u) \cap W| \leq d-1$ a similar argument works for finding a path p'_u from u to T avoiding W . Then the composition of p_u and p'_u is a path from S to T passing through u but avoiding W .

In case (*i*), first we fix $w_1, \dots, w_{d-1} \in W$ this way: For case (A), let them be any $d-1$ nodes in W . For case (B), if $|U \cap W| = d-1$; w_1, \dots, w_{d-1} are the nodes in $U \cap W$ and let $X = \{w_1, \dots, w_{d-1}\}$. If $|U \cap W| < d-1$; Let w_1, \dots, w_i ($i < d-1$) be the nodes in $U \cap W$. The rest of $d-1-i$ nodes that we need are any nodes in $W \setminus (U \cap W)$. Now we have w_1, \dots, w_{d-1} and let $X = \{w_1, \dots, w_{d-1}\}$.

Now let v be the other node in W . Since $u \neq w_i, \forall i \in [d-1]$, then by lemma III.11 there is a path p_u^X from S to u avoiding X . Furthermore, since $X \subseteq S(u)$ any path p'_u from u to T avoids X . Hence the path p_u concatenation p_u^X of with p'_u touches U and avoids W unless $v \in p_u$.

If $v \in p_u$, then we modify p_u into a new path p_v touching W but avoiding U . We first identify a node z on p_u . Let $u = (x_1, \dots, x_d)$ with $x_i \in [n], \forall i \in [d]$. Since p_u^X is ending at u and $\mathcal{H}_{n,d}$ is directed, there is a first node z in p_u^X such

that starting from z , all the nodes in p_u^X lie on one of the x_i s (of u). Let p_z^X be the subpath obtained from truncating p_u^X to the node z . Notice that by the definition of z , $z \neq u$. Since $u \in T(z)$, by lemma III.12 we can find a path q_z from z to T avoiding u . In case (B), we have $X \not\subseteq T(z)$ because $X \subseteq S(u)$ and by the construction of z , $S(u) \cap T(z)$ is the set of nodes in p_u^X from z to u and p_u^X avoids X . In case (B) when $|U \cap W| = d - 1$, the path p_v concatenating p_z^X with q_z goes from S to T , touches W but avoids U . In case (B), when $|U \cap W| < d - 1$ and in case (A), we have $X \not\subseteq U$. Therefore, the other node of U , might belong to p_v and hence in this case p_v does not avoid U . To handle this last case we do as the following:

If another node of U , say u_1 , belongs p_v , we do this way: Let t_z be the subpath of p_v from S to z . Let q be the subpath of p_v starting at z and ending in u_1 . Assume that $u_1 = (y_1, \dots, y_d)$. Similarly as done for z , there is a first node z_1 in q such that starting from z_1 , all the nodes in q lie on one of the y_i s (of u_1). $z_1 \neq u$ since q is a subpath of p_v which avoids u . Also $z_1 \neq u_1$ by the definition of z_1 . Let q_{z,z_1} be the subpath obtained from truncating q to z_1 . Since $u_1 \in T(z_1)$, by lemma III.12 there is a path q_{z_1} from z_1 to T avoiding u_1 . Hence the path p'_v obtained from concatenating t_z with q_{z,z_1} and then with q_{z_1} goes from S to T , touches v but avoids both u and u_1 . If still another node of U , say u_2 , belongs to p'_v , then we do the same argument (as above) until our obtained path avoids the whole U . Claim is proved.

In case (ii), first we fix $w_1, \dots, w_{d-1} \in W$ this way: For case (A), let them be any $d - 1$ nodes in W . For case (B), if $|U \cap W| = d - 1$; w_1, \dots, w_{d-1} are the nodes in $U \cap W$ and let $X = \{w_1, \dots, w_{d-1}\}$. If $|U \cap W| < d - 1$; Let w_1, \dots, w_i ($i < d - 1$) be the nodes in $U \cap W$. The rest of $d - 1 - i$ nodes that we need are any nodes in $W \setminus (U \cap W)$. Now we have w_1, \dots, w_{d-1} and let $X = \{w_1, \dots, w_{d-1}\}$.

Now let v be the other node in W . Since $u \neq w_i, \forall i \in [d - 1]$, then by lemma III.12 there is a path p_u^X from u to T avoiding X . Moreover since $X \subseteq T(u)$, any path p'_u from S to u avoids X . Hence the path p_u concatenation p'_u of with p_u^X touches U and avoids W unless $v \in p_u$.

If $v \in p_u$, then we modify p_u into a new path p_v touching W but avoiding U . We first identify a node z on p_u . Let $u = (x_1, \dots, x_d)$ with $x_i \in [n], \forall i \in [d]$. Since p_u^X is starting from u and $\mathcal{H}_{n,d}$ is directed, there is a first node z in p_u^X such that before z (starting from u to z), all the nodes in p_u^X lie on one of the x_i s (of u). Let p_z^X be the subpath obtained from truncating p_u^X at the node z . Notice that by the definition of z , $z \neq u$. Since $u \in S(z)$, we can find a path q_z from S to z avoiding u by lemma III.11. In case (B), we have $X \not\subseteq S(z)$ because $X \subseteq T(u)$ and by the construction of z , $S(z) \cap T(u)$ is the set of nodes in p_u^X from u to z and p_u^X avoids X . In case (B) when $|U \cap W| = d - 1$, the path p_v concatenating q_z with p_z^X goes from S to T , touches W but avoids U . In case (B), when $|U \cap W| < d - 1$ and in case (A), we have $X \not\subseteq U$. Therefore, the other node of U , might belong to p_v and hence in this case p_v does not avoid U . To handle this last case we do as the following:

If another node of U , say u_1 , belongs p_v , we do this way: Let t_z be the subpath of p_v from z to T . Let q be the subpath of p_v starting at u_1 and ending in z . Assume that $u_1 = (y_1, \dots, y_d)$. Similarly as done for z , there is a first node z_1 in q such that before z_1 , all the nodes in q lie on one of the y_i s (of u_1). $z_1 \neq u$ since q is a subpath of p_v which avoids u . Also $z_1 \neq u_1$ by the definition of z_1 . Let q_{z,z_1} be the subpath obtained from truncating q at z_1 . Since $u_1 \in S(z_1)$, there is a path q_{z_1} from S to z_1 avoiding u_1 by lemma III.11. Hence the path p'_v obtained from concatenating q_{z_1} with q_{z,z_1} and then with t_z goes from S to T , touches v but avoids both u and u_1 . If still another node of U , say u_2 , belongs to p'_v , then we do the same argument until our obtained path avoids the whole U . Claim is proved. \square

Proof. (of Theorem IV.6) Let V be the set of nodes of $\mathcal{H}_{n,d}$. We have to prove that for any $U, W \subseteq V$ with $U \triangle W \neq \emptyset$ such that $|U|, |W| \leq d - 1$, then $\mathbb{P}(U) \triangle \mathbb{P}(W) \neq \emptyset$. It is sufficient to find a path p from S to T touching U but avoiding W . We split in two cases:

1. $|U \cap W| = 0$
2. $|U \cap W| < d - 1$;

For case 1, since $U \neq W$ and $|U \cap W| = 0$, then we fix u be any node in U . For case 2, we fix u be the node of U not in W . Now, it is obvious that $u \neq w, \forall w \in W$.

First let $u = (u_1, \dots, u_d)$ be a node in $\mathcal{H}_{n,d}$. We define $S(u)$ and $T(u)$ as below:

$$\begin{aligned} S(u) &= \{v = (v_1, \dots, v_d) | 1 \leq v_i \leq u_i, i \in [d]\} \\ T(u) &= \{v = (v_1, \dots, v_d) | u_i \leq v_i \leq n, i \in [d]\} \end{aligned}$$

According to the position of W , we have four following cases:

- i. W is neither in $S(u)$ nor in $T(u)$
- ii. $W \subseteq S(u)$
- iii. $W \subseteq T(u)$
- iv. $|W \cap S(u)| \leq d - 1$ and $|W \cap T(u)| \leq d - 1$;

In case i, any path p from S to T passing through u is not touching W and proves the claim.

In case ii, if W is linked to input monitors, since $|W| \leq d - 1$, then any path p from the other input monitor passing through u to an output monitor is avoiding W and the claim is proved. If $|W \cap N(u)| \leq d - 1$, then there is $u' \in N(u)$ such that $u' \notin W$ and $w \notin N(u'), \forall w \in W$. Now, we prove that there exists a path $p_{u'}$ from S to u' avoiding W by induction on $|S(u')| = m$.

If $|S(u')| = 1$, then $S(u') = \{u'\}$ and the path $p_{u'}$ made by u' avoids W .

If $|S(u')| = m$, then there is $v \in N(u') \cap S(u')$. Therefore $S(v) \subseteq S(u')$ and $|S(v)| < m$. By induction, there is a path p_v from S to v avoiding W . So $p_{u'}$, the composition of p_v and vu' , avoids W as well.

Hence the composition of $p_{u'}$ and $u'u$ from S to u is avoiding W . Moreover, any path p from u to T is avoiding

W . Therefore the composition of $p_{u'}$, $u'u$ and p is touching u but avoiding W and the claim is proved.

For the case *iii*, a symmetric argument of case *ii* works.

For the case *iv*, let $X = \{x_1, \dots, x_i\} = W \cap S(u)$ such that $i \leq d-1$ and $V = \{v_1, \dots, v_j\} = W \cap T(u)$ such that $j \leq d-1$. If X and V are both (or one of them) linked to input and output monitors, since $i, j \leq d-1$, then any path from the other $d-1-i$ input monitors passing through u to any other $d-1-j$ output monitors is not touching W and proves the claim.

Now assume that $|(X \cup V) \cap N(u)| \leq d-1$. There exists $u' \in N(u)$ such that $u' \notin W$ and $w \notin N(u'), \forall w \in W$. Now by the same argument in the case *ii*, there is a path $p_{u'}$ from S to u' avoiding W . Thus the path p from S to u , the composition of $p_{u'}$ and $u'u$, avoids W . By the symmetric argument, there is a path p' from u to T avoiding W . Hence the composition of p and p' touches U but avoids W and proves the claim. \square

Proof. (of Theorem V.6 - sketch) Upper bounds on $\mu(G^*)$ imply upper bounds on $\mu(G)$. From $\mu(G^*) \leq k$ get U, W distinct set of nodes in G of cardinality $k+1$ s.t. $\mathbb{P}(U) \triangle \mathbb{P}(W) = \emptyset$. Define $U' = f(U)$ $W' = f(W)$. If by contradiction there is a path touching nodes of only one between U' and W' , then since f is an embedding (and is injective) and G is closed under transitivity, there is path in G touching nodes only in U . Contradiction. \square

IX. EXPERIMENTS OF SUBSECTION VI-B

We explain some measurements we have run to try to validate the idea that to boost maximal identifiability one can "approximate" a grid adding a number of edges in such a way that the minimal degree of the graph underlying the network topologies increases with some suitable function $f(N)$ of the number nodes N of the network (we consider only $f = \sqrt{\log N}$ and $f = \log N$). According to Section V where we explore embeddings another idea we experiment is that of performing some steps (we start by only 2) of the transitive closure of the incidence matrix of the network graph.

Our networks examples are networks whose topology is publicly available. We consider the AGIS Network for North America and ATT Network See Figure 2 and 1 as available on the Internet Topology Zoo.

First we introduce some notations to present the data which are collected in Table I and Table II. First we transform the two topologies in two graphs through a numbering of the nodes. To avoid trivial case for identifiability in both networks we first perform a removal of the *simple paths* substituting them by one edge and recursively repeating this operation if needed.

For each network in the Figures then we collect data in next the Tables for three instantiation of the original network:

- 1) the original network, G ;
- 2) the network where we add a certain number of random edges G^r ;

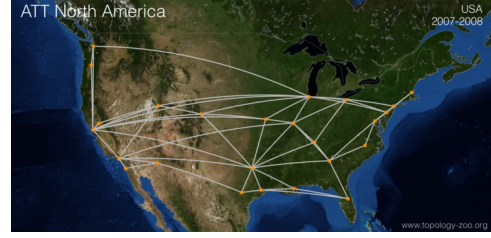


Fig. 1: ATT North America

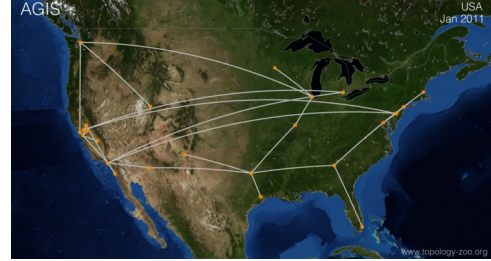


Fig. 2: AGIS

- 3) the network obtained from the original graph boolean squaring its incidence matrix G^2 .

For each of the networks we have to decide where to place the monitors (both input and output) and how many of them to add. For the second case we also have to decide how many edges to add to each node in order to increase minimal degree. In these experiments we follow the idea to approximate a grid of dimension $d = f(N)$ inside the original network: hence we decide to

- adding random to each node a number of edges in such a way to reach degree d
- Considering d input e d output monitors that we choose at random

In order to compare each other all the instantiations of the networks considered, we decide of choosing in cases (1) and (3) the same number of input and output monitors than in the random case. In this case however we do not choose random the monitors but we follow the strategy of considered as monitor all the nodes with smaller degrees and including always nodes with degree 1.

TABLE I: \mathcal{P} Measures

μ	maximal identifiability
$ \mathcal{P} $	n. measurement paths
L	length of longest path
l	length of shortest path
$ m + M $	n. monitors
d	simulated dimension
U	Certificate for μ
W	Certificate for μ

TABLE II: $G_{\mathcal{P}}$ Measures

$ E $	n..of edges
$ V $	n. nodes
Δ	max degree
δ	min degree
m	input monitors
M	output monitors

TABLE III: AGIS - $\times \sqrt{\log N}$

	$\sqrt{\log N}$		
	G	G^r	G^2
μ	[1, 2]	[1, 2]	[0, 1]
$ \mathcal{P} $	9	12	14
$ E $	25	26	69
$ V $	18	18	18
L	14	11	16
l	3	6	2
dim	2	2	2
Δ	4	4	11
δ	2	2	3
m	{17, 15}	{2, 7}	{16, 17}
M	{5, 11}	{11, 15}	{5, 11}
U	{16, 17}	{16, 17}	{17}
W	{15, 17}	{15, 17}	{13}

TABLE IV: AGIS - $\log N$

	$\log N$		
	G	G^r	G^2
μ	[1, 2]	[1, 2]	[1, 2]
$ \mathcal{P} $	22	66	60
$ E $	25	41	69
$ V $	18	18	18
L	10	8	12
l	2	2	2
dim	4	4	4
Δ	4	7	11
δ	2	4	3
m	{17, 15, 5, 11}	{16, 13, 18, 4}	{16, 17, 5, 6}
M	{6, 14, 1, 18}	{14, 2, 12, 10}	{13, 11, 15, 1}
U	{16, 17}	{16, 17}	{16, 17}
W	{15, 17}	{15, 17}	{15, 17}

TABLE V: ATT-North America - $\sqrt{\log N}$

	$\sqrt{\log N}$		
	G	G^r	G^2
μ	[0, 1]	[1, 2]	[1, 2]
$ \mathcal{P} $	8	118	29
$ E $	56	56	192
$ V $	25	25	25
L	19	18	23
l	3	3	2
dim	2	2	2
Δ	19	10	22
δ	2	2	6
m	{19, 2}	{5, 25}	{2, 24}
M	{24, 20}	{1, 18}	{25, 25}
U	{24}	{23, 24}	{23, 24}
W	{13}	{22, 24}	{22, 24}

TABLE VI: ATT-North America - $\log N$

	$\log N$		
	G	G^r	G^2
μ	[1, 2]	[1, 2]	[1, 2]
$ \mathcal{P} $	69	86	123
$ E $	56	69	192
$ V $	25	25	25
L	17	15	19
l	2	2	2
dim	4	4	4
Δ	10	10	22
δ	2	4	6
m	{19, 2, 24, 20}	{15, 5, 7, 16}	{2, 24, 25, 15}
M	{5, 25, 11, 13}	{20, 6, 3, 2}	{5, 20, 19, 8}
U	{23, 24}	{24}	{23, 24}
W	{22, 24}	{22}	{22, 24}

Full Section VII We shortly address three directions related to our approach we consider interesting to be further explored in the analysis of identifiability of failure nodes. In 1982 [18] showed that for $k \geq 3$ to test if a partial order has dimension $\leq k$ is NP -complete. Nevertheless there are some algorithms to compute the dimension of poset [17], [19] which are practically used. It would be interesting to explore connections between boolean network tomography and poset dimension theory for instance to get better estimates on the maximal identifiability for DAG network topologies. It is a well known result [15] that planar graphs over n nodes can be embedded through a straight line embedding into a $(n-2) \times (n-2)$ 2-dimensional grid. It is not difficult to see (details omitted in this version) that our results on embeddability can be generalized to obtain a lower bound of 2 for the maximal identifiability when a network is a planar graph. What can be said on upper bounds for failure maximal identifiability in planar graphs ? Connections with dimension might also be explored in the case of planar networks [8]. A k -Transitive-Closure-Spanner of a graph G is a graph H with a small diameter - k - that preserves the connectivity of the original graph. The edges of the transitive closure of G , added to G to obtain a TC-spanner, are called shortcuts and the parameter k is called the stretch. These graphs and their relations with dimension of poset was recently studied in [2]. From our results it is clear that adding edges to a graph G can strength the potential of failure identifiability. Are k -TC-Spanners and in particular Steiner- k -TC-Spanners(see [2]) useful to identify maximal failure identifiability of a network.

X. ACKNOWLEDGEMENT

We would like to thank Igor Melatti for brilliantly solving during a Sunday morning a type casting problem with C++. Nicola thanks his student Cristian Neri for starting to study with him during his Bachelor final thesis at Sapienza [14] this approach to failure identifiability.