

# Tight bounds for maximal identifiability of failure nodes in Boolean network tomography\*

Nicola Galesi

Department of Computer Science  
Sapienza Università di Roma, Italy  
nicola.galesi@uniroma1.it

Fariba Ranjbar

Department of Computer Science  
Sapienza Università di Roma, Italy  
fariba.ranjbar@uniroma1.it

October 25, 2019

## Abstract

We study maximal identifiability, a measure recently introduced in Boolean Network Tomography to characterize networks' capability to localize failure nodes in end-to-end path measurements. We prove tight upper and lower bounds on the maximal identifiability of failure nodes for specific classes of network topologies, such as trees and  $d$ -dimensional grids, in both directed and undirected cases. We prove that directed  $d$ -dimensional grids with support  $n$  have maximal identifiability  $d$  using  $2d(n - 1) + 2$  monitors; and in the undirected case we show that  $2d$  monitors suffice to get identifiability of  $d - 1$ . We then study identifiability under embeddings: we establish relations between maximal identifiability, embeddability and graph dimension when network topologies are modeled as DAGs. Our results suggest the design of networks over  $N$  nodes with maximal identifiability  $\Omega(\log N)$  using  $O(\log N)$  monitors and a heuristic to boost maximal identifiability on a given network by simulating  $d$ -dimensional grids. We provide positive evidence of this heuristic through data extracted by exact computation of maximal identifiability on examples of small real networks.

## 1 Introduction

Monitoring a network to localize corrupted components is essential to guarantee a correct behaviour and the reliability of a network. In many real networks direct access and direct monitoring of the individual components are not possible (for instance because of limited access to the network) or unfeasible in terms of available resources (protocols, communications, response-time etc.). A well-studied approach to localization of failing components is *network tomography*. Network tomography focuses on detecting the state of single components in the network by running a *measurement* process along the network. The process starts by sending packets (containing suitable data to capture interesting failures) from specific *source-monitor* nodes and terminates receiving another data packet on other specific *target-monitor* nodes.

Measurement is done along a set of *end-to-end* paths, each one starting and ending with a monitor node. In this work we focus on the problem of detecting *node states* (failing/working), using a *Boolean network tomography* approach [5, 6] where the received data at each monitor is

---

\*A preliminary version of this paper appeared in [11].

one bit (failure (1) /working (0)), capturing the presence or the absence of a failure along a path. We are interested in identifying (uniquely) failure nodes. Receiving a 0 (working state) at an end monitor of a path means that each node in the path is working properly. Then the localization of failing nodes in a set of paths  $\mathbb{P}$  (or a network viewed as a set of paths) is captured by the solutions to the following Boolean system:

$$\bigwedge_{p \in \mathbb{P}} \left( \bigvee_{v \in p} x_v \equiv b_p \right) \quad (1)$$

where  $\vec{b}$  is a vector of Boolean values (corresponding to final measurement in the paths) and  $x_v$ 's are Boolean variables, one for each node  $v$ . Any solution to this system is a possible location of node-failures satisfying the measurements.

## 1.1 The problem and related work

A set of (non monitor) nodes failing simultaneously is a failure set. Each solution to Equation 1 captures a failure set that can occur in the network according to the measurements. But as readily seen solutions to Eq. 1 are often multiple. In [13, 17, 15], the authors proposed a parameter, later refined in [16] measuring the ability of a network of capturing the maximum number of simultaneous failure nodes which are uniquely identifiable. This measure is called *maximal identifiability* (Definition 2.1). Maximal identifiability for detection of failed nodes in the Boolean case was recently studied under several aspects, including network topologies, routing protocols and probing mechanism. Ma et. al. in [16, 15] investigated network topology questions such as under what conditions one can uniquely localize failed nodes from path measurements available in the entire network or what is the maximum number of simultaneous node failures that can be uniquely localized. Answers to such questions depend on network topology, placement of monitors, and the implemented routing mechanism, as [16, 15] showed.

This works are focused on improving monitoring scheme and heuristics for network design with the aim of maximizing the number of identifiable nodes in a general network setting.

An important aspects of end-to-end measurements paths is how data are routed through the paths. Practical routing concerns with the probing mechanism: routing protocols and probing schemes can play a fundamental role in analysing maximal identifiability, since they can restrict the set of paths under consideration. In the works [16, 15] they considered the following classes of probing mechanisms: (1) *Controllable Arbitrary-path Probing* (CAP), which includes any path/cycle, allowing repeated nodes/links, provided each path/cycle starts and ends at (the same or different) monitors; (2) *Controllable Simple-path Probing* (CSP) which includes any simple (i.e., cycle-free) path between different monitors; (3) *Uncontrollable Probing* (UP): the set of paths between monitors is determined by the routing protocol used by the network, not controllable by the monitors. Such routing mechanisms find practical implementations as showed in [14]. In this work we also focus on such routing mechanisms.

With the aim of optimizing the maximal identifiability of a given network many recent works on node identifiability [16, 15, 2] focus on heuristics/strategies to properly increase the number monitors and to decide where to place them on the internal nodes of the network. However structural limitations due to the network topology might affect the feasibility of such approaches. For instance, as we notice in this work, the minimal degree of the graph modeling the network is a

structural limit on the maximal node failure identifiability one can hope for independently of the monitors. Despite of the evident practical implications of failure detection in network reliability and of the recent theoretical and experimental studies on maximal identifiability, there is still lack of complete understanding of what maximizing failure node identifiability requires in terms of network properties as the topology and the monitor placement, in particular if we assume the more general routing protocols. Our work contributes to this line of research.

## 1.2 Overview of results

Through a combinatorial approach we focus on:

1. studying how structural properties of the graph modeling the network limit maximal node failure identifiability;
2. studying tight upper and lower bounds for maximal node failure identifiability in specific topologies, in particular for trees and hypergrids, possibly independently of the monitor placement;
3. understanding how embeddability between graphs interferes with the maximal identifiability;
4. exploring experimentally the feasibility of a heuristic to boost maximal identifiability in a network by adding edges in order to approximate a hypergrid.

Identifiability as defined for the first time in [17] captures the combinatorial property that to separate two sets  $U$  and  $W$  (of failure nodes) one wants to exhibit a measurement path in  $\mathbb{P}$  touching nodes of exactly one of the two sets. The maximal size of sets of failure nodes one can guarantee identifiability for, is then a measure of the ability to identify failure sets uniquely using paths in  $\mathbb{P}$ . We want to explore this property, independently of the monitor placement, for specific classes of topologies such as trees and grids and hypergrids, which are among the topologies most used and implemented in real networks.

To study the maximal identifiability of given graphs  $G$ , we follow the approach initiated in [16, 17, 15, 13] based on the definition of maximal identifiability. Given a graph  $G = (V, E)$  and a monitor placement  $\chi$  for  $G$  we work with the set of paths  $\mathbb{P}$  which are definable according to a probing mechanism on  $G$  with the monitors assigned by  $\chi$ . We study the maximal identifiability of the set of nodes in  $G$  appearing in paths in  $\mathbb{P}$ .

We prove upper and lower bounds on the maximal identifiability of specific classes of network topologies, such as trees,  $d$ -dimensional hypergrids, in both directed and undirected cases. One first result we obtain is that when the graph  $G$  is a tree its maximal node identifiability is very low, namely 1. This result has to be interpreted as saying that if our network topology is a tree then maximal number of failed nodes we can hope to uniquely identify is 1. Searching for topologies which are better than trees with respect to maximal node-failure identifiability we considered the case of grids. We prove that grids, under a suitable optimal monitor placement, can reach an identifiability strictly greater than 1, namely 2. Our analysis easily extends to the case of  $d$ -dimensional hypergrids where we prove that the maximal identifiability can be lifted to the dimension  $d$ . We prove these results for both the directed and undirected cases.

When one consider the minimal number of monitors to reach the maximal identifiability on  $d$ -dimensional hypergrids, our results mark an important difference between the directed and undirected cases. In the latter we can show how to get tight lower and upper bound results using only

$2d$  monitors. In the directed case instead the number of monitors to reach a maximal identifiability depends linearly on the number of nodes and cannot be improved.

To prove lower bounds on maximal identifiability, instead of checking experimentally the optimality of the upper bounds as in previous works, we use an algorithmic/combinatorial analysis, so obtaining tight results. This approach directly leads to algorithms to design network topologies with a guarantee of reaching a precise maximal identifiability of failure nodes.

As seen,  $d$ -dimensional hypergrids play an important role in our results. It is well known that hypergrids are related to the *dimension* of directed acyclic graphs (DAG) through the operation of *embeddings* of graphs. Namely the dimension of a DAG  $G$ , is the smallest integer  $d$  such that  $G$  is embeddable in the  $d$ -dimensional hypergrid. We start the study of maximal identifiability of node failure under embeddings of DAGs. We establish relations between maximal identifiability and embeddability when networks are modeled by DAGs. While the most general definition of embeddings can drastically decrease maximal identifiability, yet we explore two directions: (1) restricting the class of topologies we want to embed and (2) restricting the mapping that defines the embedding. In both cases we show significative results on how maximal identifiability can be preserved under embeddings.

$d$ -hypergrids are examples of concrete topologies which reach a very good value of the maximal identifiability. The results on embeddability and on the dimension suggest that for increasing the maximal identifiability of real networks (which often are very low since many real topologies are trees, quasi-trees or grids) one can try to add edges to the network in such a way to get closer to a graph which is embeddable into a  $d$ -hypergrid, for  $d$  a function of the number of nodes in the network. We explore this idea experimentally. Namely we propose a simple algorithm **Agrid** that given a network  $G$  and a parameter  $d$  outputs a new network  $G^A$  closer to a  $d$ -hypergrid than the original network having minimal degree  $d$ . We test experimentally our algorithm on real examples of networks, on random graphs, and also on random placement of monitors, obtaining results which are always positive and promising to boost maximal identifiability on real networks. We discuss examples of cost-benefit tradeoffs to evaluate feasibility of **Agrid** on real networks.

### 1.3 Organization

In *Section 2* we include all the preliminary definitions, including definitions related with maximal identifiability.

In *Section 3* we start presenting some upper bounds for maximal identifiability in terms of structural properties of the network. We consider: (1) the number of nodes linked to monitors (*Theorem 3.1*), (2) the minimal degree (*Lemma 3.2 and 3.4*), and (3) the number of edges and nodes (*Corollary 3.3*). We discuss consequences of these results.

*Section 4* includes the tight bounds on the maximal identifiability of trees, grids and  $d$ -dimensional grids in the directed case. While the upper bounds are derived as consequence of the results on the degree in *Section 3*, in the section we prove the lower bounds (*Theorems 4.1, 4.8 and 4.9*) for trees, grids and  $d$ -dimensional grids. We use a specific monitor placement to prove the lower bounds, but we discuss its optimality.

In *Section 5* we analyse the undirected case of trees, grids and  $d$ -hypergrids. As for the previous section the upper bounds are a consequence of the results on the degree in *Section 3* and in the section we prove the two lower bounds (*Theorems 5.3 and 5.4*). The  $d - 1$  lower bound for  $d$ -hypergrids is given for any monitor placement of  $2d$  monitors.

*Section 6* self-contains all the results about maximal identifiability and isomorphic embeddings. In *Theorem 6.2* we prove that under a specific routing scheme upper bounds for maximal identifiability (for DAGs) are preserved under any embedding. Later, we restrict the classes of embeddings to those increasing the distance and we can prove that lower bounds on maximal identifiability are preserved under such embeddings (*Theorem 6.4*). This result in turn is used to prove that, for DAG closed under transitivity, maximal identifiability is lower bounded by the dimension of the graph, under isomorphic embeddings (*Theorem 6.7*).

In *Section 7* we discuss practical applications of our results. First we observe how *Theorem 5.4* suggests the design of a network on  $N$  nodes potentially reaching a maximal identifiability of  $O(\log N)$ . Later in *Subsection 7.1* we describe a heuristic, **Agrid**, to boost maximal identifiability in a network adding random edges in order to increase the original minimal degree. **Agrid** implements the idea of taking a network  $G$  and a parameter  $d$  and producing a network  $G^A$  (with the same nodes of  $G$  but with minimal degree  $d$ ) and a monitor placement for  $G^A$  (and  $G$ ) to simulate a  $d$ -hypergrid, with the aim of boosting the maximal identifiability of  $G$  as close to  $d$  as possible. We discuss its feasibility in static, dynamic and sub-networks.

*Section 8* is about the report of data on **Agrid** performance. We discuss in several Tables and under four different type of data the performance of **Agrid** on concrete examples of networks.

The last *Section 9* contains a discussion on three topics: degenerate paths, routing mechanisms and further research directions.

## 2 Preliminaries

For sets  $U, V$ ,  $U \Delta V = (U \setminus V) \cup (V \setminus U)$  is the symmetric difference between  $U$  and  $V$ . In a graph  $G = (V, E)$ ,  $V$  is a set of nodes and  $E \subseteq V \times V$ .  $G$  is undirected if pairs in  $E$  are unordered. Otherwise  $G$  is directed.  $G$  is DAG if it is directed and with no cycles. A path  $p$  in  $G$  from a node  $u$  to a node  $v$  is a sequence of edges  $p = (u_1 u_2), (u_2 u_3) \dots (u_{k-1} u_k)$  such that  $u_1 = u$  and  $u_k = v$  and  $(u_i u_{i+1}) \in E$  for all  $i \in [k-1]$ . If  $G$  is a DAG, then we identify the path  $p$  also with sequence of nodes  $u_1 \dots u_k$ . For a node  $u$  in  $G$ ,  $N(u)$  is the set of neighbours of  $G$ , i.e.  $\{v \in V \mid (uv) \in E\}$ . The degree of  $u$ ,  $\deg(u)$ , is the cardinality of  $N(u)$ . The degree of  $G$  is  $\Delta(G) = \max_{u \in V} \deg(u)$ . We also consider the minimal degree  $\delta(G)$  of  $G$ . If  $G$  is directed then we distinguish  $N_i(u)$ , the set of neighbours  $v$  of  $u$  s.t.  $(vu) \in E$ , from  $N_o(u)$ , the neighbours  $v$  of  $u$  s.t.  $(uv) \in E$ . For all degree measures on  $G$  we distinguish the in-degree  $\Delta_i(G)$  and  $\delta_i(G)$  and the out-degree  $\Delta_o(G)$ , and  $\delta_o(G)$ .

**Topologies.** We consider the following graphs. Let  $d \in \mathbb{N}^+$  and  $n \in \mathbb{N}$ ,  $n \geq 4$ . The (*directed*) *hypergrid* of dimension  $d$  over support  $[n]$ ,  $\mathcal{H}_{n,d}$ , is the graph with vertex set  $[n]^d$  and where there is a directed edge from a node  $x = (x_1, x_2, \dots, x_d)$  to a node  $y = (y_1, y_2, \dots, y_d)$  if for some  $i \in [d]$  we have  $y_i - x_i = 1$  and  $x_j = y_j$  for all  $j \neq i$ .

In the case of *undirected hypergrid* in  $\mathcal{H}_{n,d}$  there is an edge between a node  $x$  and a node  $y$  if for some  $i \in [d]$  we have  $|x_i - y_i| = 1$  and  $x_j = y_j$  for all  $j \neq i$ . In the case of simple grids over  $n$  nodes, i.e.  $d = 2$ , we use the notation  $\mathcal{H}_n$ .  $\partial_i$  is the set of nodes  $x = (x_1, x_2, \dots, x_d)$  such that  $x_i = 1$ . A *border node* is a node of  $\mathcal{H}_{n,d}$  which is also in some  $\partial_i$ .

We consider (see *Figure 4*) directed rooted trees  $\mathcal{T}_n$  over  $n \in \mathbb{N}^+$  nodes (from now on we omit that  $n \in \mathbb{N}^+$ ). An (undirected) tree is an acyclic graph with no cycle where any two nodes  $u$  and  $v$  are connected by a path. We consider: (1) *downward directed trees*  $\mathcal{T}_n$  where the root of  $\mathcal{T}_n$  is the only source node and the leaves of  $\mathcal{T}_n$  are the only target nodes (i.e.  $\Delta_i(\mathcal{T}_n) \leq 1$ ) (2)

Symbol	Meaning
$V$	set of nodes
$E$	set of edges
$N(u)$	neighbours of $u$
$\deg(u)$	degree of $u$ , i.e. $ N(u) $
$\Delta(G)$	maximal degree in $G$
$\delta(G)$	minimal degree in $G$
$\Delta_o(G), \Delta_i(G)$	maximal out (resp. in)-degree in directed $G$
$\delta_o(G), \delta_i(G)$	minimal out (resp. in)-degree in directed $G$

Table 1: *Graph notations on  $G = (V, E)$ .*

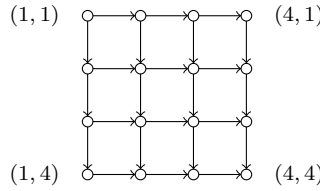


Figure 1: *Directed hypergrid  $\mathcal{H}_4 = \mathcal{H}_{4,2}$ .*

upward directed trees  $\mathcal{T}_n$ , where the root is the only target node and the leaves are source nodes (i.e.  $\Delta_o(\mathcal{T}_n) \leq 1$ ).



Figure 2: *Example of embedding  $G_1 \hookrightarrow_f G_2$ :  $f(u_i) = w_i$ .*

**Embeddings.** Each DAG  $G = (V, E)$  is equivalent to a *poset* with elements  $V$  and partial order  $\preceq_G$ , where  $u \preceq_G v$  if  $v$  is reachable from  $u$  in  $G$ . Elements  $u$  and  $v$  are *comparable* if  $u \preceq_G v$  or  $v \preceq_G u$ , and *incomparable* otherwise. We write  $u \prec_G v$  if  $u \preceq_G v$  and  $u \neq v$ . A mapping  $f$  from a poset  $G = (V, E)$  to a poset  $G' = (V', E')$  is called an *embedding* if  $f$  is injective and it respects the partial order, that is, all  $u, v \in V$  are mapped to  $u', v' \in V'$  such that  $u \preceq_G v$  iff  $u' \preceq_{G'} v'$ . If  $G$  is embeddable into  $G'$  we write  $G \hookrightarrow G'$ .  $w_1 = f(u_1) \preceq f(u_3) = w_3$  since in  $G_2$  there is a path from  $w_1$  to  $w_3$ .

**Paths, monitors and identifiability.** Let  $\mathbb{P}$  be a set of paths over nodes  $V$ . For a node  $v \in V$ , let  $\mathbb{P}(v)$  be the set of paths in  $\mathbb{P}$  passing through  $v$ . For a set of nodes  $U$ ,  $\mathbb{P}(U) = \bigcup_{u \in U} \mathbb{P}(u)$ . Hence if  $U \subseteq V$ ,  $\mathbb{P}(U) \subseteq \mathbb{P}(V)$ . In end-to-end measurement paths, messages are routed and received through monitor nodes. We work with the assumption that: *physical monitors are external to the network*. This is justified by two reasons: (1) Monitors by default must be reliable, hence there is

no failure to identify for them; (2) Since we study maximal identifiability in set of paths associated to given topologies  $G = (V, E)$ , the assumption allows to consider all the nodes in  $G$  as equally potentially identifiable for a failure.

Let  $I, O$  be sets of physical monitors. A *monitor placement* for  $G = (V, E)$  is a pair of injective mappings  $\chi = (\chi_i, \chi_o)$  such that  $\chi_i : I \rightarrow V$  and  $\chi_o : O \rightarrow V$ . We always denote by  $(\mathbf{m}, \mathbf{M})$  the pair  $(\chi_i(I), \chi_o(O))$ , where clearly  $\mathbf{m} = \bigcup_{i \in I} \chi_i(i)$  and  $\mathbf{M} = \bigcup_{i \in O} \chi_o(i)$ . The interpretation is that  $\mathbf{m}$  is the set of the nodes in  $G$  (*input nodes*) linked to input monitors and  $\mathbf{M}$  (*output nodes*) the nodes in  $G$  linked to output monitors. We use to denote measurement paths in  $G$  under  $\chi$  as  $\mathbf{m} \cdot (v_1 v_2) \cdots (v_{k-1} v_k) \cdot \mathbf{M}$  where  $v_1 \in \mathbf{m}$  is an input node,  $v_k \in \mathbf{M}$  is an output node and  $(v_1 v_2) \cdots (v_{k-1} v_k)$  a path in  $G$ . Given a graph  $G = (V, E)$  and a monitor placement  $\chi = (\mathbf{m}, \mathbf{M})$  we denote by  $\mathbb{P}(G|\chi)$  the set of all *distinct* paths from a node in  $\mathbf{m}$  to a node in  $\mathbf{M}$ . Let  $\mathbb{P}$  be a set of paths over a set of nodes  $N$ . Following [16] we define:

**Definition 2.1** (*k-identifiability*).  $N$  is *k-identifiable with respect to*  $\mathbb{P}$  if and only if for all  $U, W \subseteq N$ , with  $U \triangle W \neq \emptyset$  and  $|U|, |W| \leq k$ , it holds that  $\mathbb{P}(U) \triangle \mathbb{P}(W) \neq \emptyset$ .

In [16], and later in [2], *k-identifiability* was used to localize failure within specific subsets  $S$  of  $V$ . That definition is given restricting the condition  $U \triangle W \neq \emptyset$  to  $(U \cap S) \triangle (W \cap S) \neq \emptyset$ . When we need to distinguish our measure from the original one in [16], we call the latter *local identifiability*.

**Definition 2.2** (*Maximal identifiability*). The *maximal identifiability* of  $V$ ,  $\mu(V)$ , with respect to  $\mathbb{P}$  is the  $\max_{k \geq 0}$  such that  $V$  is *k-identifiable with respect to*  $\mathbb{P}$ .

Monotonicity of identifiability (a property noticed in several works [17, 16]), i.e. that *k-identifiability* implies *k'-identifiability* for  $k' < k$ , is trivial from our definition.

Symbol	Meaning
$\mathbb{P}$	set of paths
$\mathbb{P}(u)$	paths in $\mathbb{P}$ passing through $u$
$\mathbb{P}(U)$	$\bigcup_{u \in U} \mathbb{P}(u)$
$(I, O)$	physical input and output monitors
$\chi$	monitor placement: $\chi = (\chi_i(I), \chi_o(O))$
$(\mathbf{m}, \mathbf{M})$	nodes in $V$ linked to $I$ and $O$ by $\chi$
$\mathbb{P}(G \chi)$	set of all paths in $G$ from $\mathbf{m}$ to $\mathbf{M}$
$\mu(G \chi)$	maximal identifiability of $V$ wrt $\mathbb{P}(G \chi)$

Table 2: Notations for paths, monitors, identifiability.

**Degenerate paths and maximal identifiability.** In the Boolean system as in Equation 1 we can have equations made by only one variable,  $x_v = b$  for some  $b \in \{0, 1\}$ . This situation might occur when a node  $v$  is linked to both input and output monitors. Nevertheless one node alone does not correspond to any real path in a graph and this creates an asymmetry between the system and the set of paths. Since we analyze maximal identifiability from the point of view of (real) paths in a graph, we *force* such equation to corresponds to a loop path of one node  $\mathbf{m} \cdot (vv) \cdot \mathbf{M}$ . We call this a DLP(-node or -path) from *degenerate loop path*. While DLP where previously appeared in the literature on node failure identification, forcing them into a node-loop is new to our knowledge.



In this work we consider routing mechanism where DLP paths are not allowed<sup>1</sup>. In the final section (Sec.9) we argue precisely why this assumption is theoretically sound and practically feasible when we consider node failure localization.

**Routing mechanisms and set of paths.** Given the topology  $G$  and the monitor placement  $\chi = (\mathbf{m}, \mathfrak{M})$ , the probing mechanism plays a crucial role in determining the set of measurement paths. We consider three probing mechanisms (see also [16]):

1. *Controllable Arbitrary-path Probing (CAP)* which includes in  $\mathbb{P}(G|\chi)$  any path/cycle, allowing repeated nodes/links, provided each path/cycle starts and ends at (the same or different) input/output nodes.
2. *Controllable Arbitrary-path Probing with no DLP (CAP<sup>-</sup>)*. This is as CAP but not allowing degenerate loop-paths.
3. *Controllable Simple-path Probing (CSP)* which allows in  $\mathbb{P}(G|\chi)$  any simple (i.e. cycle-free) path between different input/output nodes.

As described in [16] and [18], these probing mechanisms capture the main features of several existing and emerging routing techniques. In Section 9 we discuss in more details these routing mechanisms and their effective implementation.

For a graph  $G = (V, E)$  and a monitor placement  $\chi$  for  $G$ , we write  $\mu(G|\chi)$  (and call it the maximal identifiability of  $G|\chi$ ), to indicate the maximal identifiability of  $V$  with respect to  $\mathbb{P}(G|\chi)$  under the routing mechanism considered. We might omit the  $\chi$ , when it is either clear from the context, or when the result holds for all possible  $\chi$ . Notice that since CSP does not allow loops, then *DLP paths are not allowed under CSP*. Our results in the next sections hold for CSP and CAP<sup>-</sup> routing mechanisms (unless explicitly specified).

### 2.0.1 How to prove upper bounds for $\mu$

To prove that  $\mu(G|\chi) \leq k - 1$  it is sufficient to show that  $G|\chi$  is not  $k$ -identifiable. By Definition 2.1 this means to show the existence of two distinct node sets  $U$  and  $W$  of cardinality at most  $k$  such that  $\mathbb{P}(U) \triangle \mathbb{P}(W) = \emptyset$ . Hence by the monotonicity property of identifiability, this implies that  $\mu(G|\chi) \leq k - 1$ .

### 2.0.2 How to prove lower bounds for $\mu$

If we want to prove that  $\mu(G|\chi) \geq k$  for some  $k$ , then by Definition 2.1 it is enough to argue that for all distinct node sets  $U$  and  $W$  of cardinality  $|U|, |W| \leq k$ ,  $\mathbb{P}(U) \triangle \mathbb{P}(W) \neq \emptyset$ . To prove this, we have to show that for any two distinct node sets  $U$  and  $W$  of cardinality at most  $k$  there exists always a path in  $\mathbb{P}$  intersecting exactly one node set between  $U$  and  $W$ . Lower bounds on  $\mu(G|\chi)$  are hence interesting since to prove them we have to show the existence of paths in  $\mathbb{P}$  distinguishing between any two node sets  $U$  and  $W$  of cardinality at most  $k$ , i.e. touching exactly one of them.

---

<sup>1</sup>Notice that this only make more difficult to prove lower bounds for maximal identifiability (see Section 2.0.2).



### 3 Structural upper bounds on maximal identifiability

In this section we show some upper bounds on maximal identifiability due to structural property of the topology. We consider mainly two aspects: the number of nodes linked to monitors and the minimal degree of the network.

#### 3.1 Number of input and output nodes

Having monitors external to the network, we look at the maximal identifiability we can hope for in a graph, knowing how many internal nodes are linked to monitors. Next theorem answers such question for the CSP routing scheme.

Let  $G = (V, E)$  be a graph. Let  $\chi = (\chi_i, \chi_o)$  be a monitor placement for  $G$  of physical monitors  $I$  and  $O$ . Let  $\mathbf{m} = \bigcup_{i \in I} \chi_i(i)$  and  $\hat{m} = |\mathbf{m}|$ . Let  $\mathfrak{M} = \bigcup_{i \in O} \chi_o(i)$  and  $\hat{M} = |\mathfrak{M}|$ .

**Theorem 3.1.** *Let  $G = (V, E)$  be connected and  $\chi$  a monitor placement for  $G$ . Then, under CSP routing,  $\mu(G|\chi) < \max(\hat{m}, \hat{M})$ .*

*Proof.* Define  $U = \mathbf{m}$  and  $W = \mathfrak{M}$ . Hence  $|U|, |W| \leq \max(\hat{m}, \hat{M})$ . If  $U \neq W$ , then since  $G$  is connected, there is no way of separating  $U$  from  $W$  with a path going from an input-node to an output-node. We will always touch both. Then  $\mathbb{P}(U) \Delta \mathbb{P}(W) = \emptyset$  and hence  $\mu(G|\chi) < \max(\hat{m}, \hat{M})$ . If  $U = W$  then it must be that  $|U| = |W| \geq 2$ , since otherwise  $U = W = \{u\}$  and we would have loop path which is not allowed under CSP. Then define  $U' = U - \{u\}$  where  $u$  is one of the nodes that is both the termination of a path and the source of another ( $u$  necessarily exists since  $U = W$ ). It is obvious that  $\mathbb{P}(U') \subseteq \mathbb{P}(W)$ . Now, if  $p \in \mathbb{P}(W)$  is not touching  $u$ , then  $p \in \mathbb{P}(U')$  since  $U' \subset W$ . If  $p \in \mathbb{P}(W)$  is touching  $u$ , then the source of this path is in  $U'$  and  $p$  touches  $U'$  as well, unless the source of  $p$  is  $u$ . If the source of  $p$  is  $u$ , then the termination of this path is in  $W - \{u\} = U'$  (since loop path is not allowed under CSP) and touches  $U'$  as well. Therefore  $\mathbb{P}(U') \Delta \mathbb{P}(W) = \emptyset$  and hence  $\mu(G|\chi) < \max(\hat{m}, \hat{M})$ .  $\square$

#### 3.2 Degree

Next results hold for any monitor placement in CSP or  $\text{CAP}^-$  and we omit  $\chi$ . We start with the undirected case.

**Lemma 3.2.** *Let  $G = (V, E)$  be undirected. Then  $\mu(G) \leq \delta(G)$ .*

*Proof.* Let  $u \in V$  be such that  $\deg(u) = \delta(G)$ . Fix  $U = N(u)$  and  $W = \{u\} \cup N(u)$ . Each path touching  $u$  is passing through at least a node in  $N(u)$ . Hence  $\mathbb{P}(\{u\}) \subseteq \mathbb{P}(N(u))$ . Hence  $\mathbb{P}(W) = \mathbb{P}(\{u\}) \cup \mathbb{P}(N(u)) = \mathbb{P}(N(u)) = \mathbb{P}(U)$  and then  $\mathbb{P}(U) \Delta \mathbb{P}(W) = \emptyset$ . We have found two sets  $U, W$  of cardinality at most  $\delta(G) + 1$ . Hence  $\mu(G) \leq \delta(G)$ .  $\square$

Notice that if a node  $v$  in  $V$  is disconnected in  $G$ , then  $\mu(G) = \delta(G) = 0$ . Hence in the rest of the paper, we assume the graphs always to be connected.

**Corollary 3.3.** *Let  $G = (V, E)$  be defined over  $n$  nodes and  $m$  edges. Then  $\mu(G) \leq \min\{n, \lceil \frac{2m}{n} \rceil\}$ .*

*Proof.* Assume a graph  $G$  has  $n$  nodes and minimal degree  $d$ . Then there are at least  $nd/2$  edges in  $G$ . So  $m \geq nd/2$ . Hence  $d \leq 2m/n$ . By Lemma 3.2  $\mu(G) \leq d = 2m/n$ .  $\square$

Let us now consider the directed case. Let  $G = (V, E)$  be a directed graph and  $\chi = (\mathbf{m}, \mathfrak{M})$  be a monitor placement. A node  $v \in V$  is called a *complex source* if  $v \in m$  and  $\deg_{\mathbf{i}}(v) > 0$  and a *simple source* if  $v \in m$  and  $\deg_{\mathbf{i}}(v) = 0$ . Let  $K$  (resp.  $L$ ) be the set of complex (resp. simple) source nodes and  $R = V \setminus (K \cup L)$ . We let  $\hat{\delta}(G) = \min\{ \min_{v \in R} \deg_{\mathbf{i}}(v), \min_{v \in K} (\deg_{\mathbf{i}}(v) + \deg_{\mathbf{o}}(v)) \}$ .

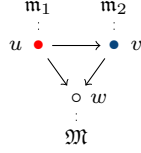


Figure 3: Example of simple (●) and complex (●) source nodes.

**Lemma 3.4.** *Let  $G = (V, E)$  be directed. Then  $\mu(G) \leq \hat{\delta}(G)$ .*

*Proof.* Let  $w$  be a node in  $G$  which minimizes  $\hat{\delta}(G)$ . If  $w \in R$ , then  $\hat{\delta}(G) = \delta_{\mathbf{i}}(w)$ . Define  $W = N_{\mathbf{i}}(w)$  and  $U = N_{\mathbf{i}}(w) \cup \{w\}$ . Since  $w \in R$ , then each path passing through  $w$  is necessarily proceeding from a node in  $N_{\mathbf{i}}(w)$ , hence  $\mathbb{P}(\{w\}) \subseteq \mathbb{P}(N_{\mathbf{i}}(w))$ . Therefore  $\mathbb{P}(U) = \mathbb{P}(W)$ , which proves the claim since  $|U| = \delta_{\mathbf{i}}(G) + 1 = \hat{\delta}(G) + 1$ .

If  $w \in K$ , then define  $W = N_{\mathbf{i}}(w) \cup N_{\mathbf{o}}(w)$  and  $U = W \cup \{w\}$ . If a path is passing from  $w$  and raising from an input monitor linked to  $w$ , it is necessarily continuing to a node in  $N_{\mathbf{o}}(w)$ .  $\square$

### 3.3 Graphs including lines

We call a path  $p$  in an undirected graph  $G = (V, E)$  a *line* if  $p := (u_0 u_1) \dots (u_k u_{k+1})$  and  $N(u_i) = \{u_{i-1}, u_{i+1}\}$  for any  $i \in [k]$  (see also [7, 4]). Reasoning exactly as in Lemma 3.2 is easy to observe that if  $\mathbb{P}(G|\chi)$  includes a path which is a line, the maximal identifiability of  $G$  is less than 1. Hence meaningful topologies should not include a line. We define an undirected topology  $G$  to be *Line-Free* (LF) if each node  $u$  is linked to at least two other nodes in  $G$ .

## 4 Directed trees and grids

We now consider directed trees  $\mathcal{T}_n$ . For downward trees we consider the monitor placement  $\chi_{\mathbf{t}}$  which includes in  $\mathbf{m}$  the root of  $\mathcal{T}_n$  and in  $\mathfrak{M}$  all the leaves. Vice versa in an upward tree  $\chi_{\mathbf{t}}$  assigns the root of  $\mathcal{T}_n$  in  $\mathfrak{M}$  and the leaves in  $\mathbf{m}$  (see Figure 4).

**Theorem 4.1.** *Let  $\mathcal{T}_n$  be a directed tree. Then  $\mu(\mathcal{T}_n|\chi_{\mathbf{t}}) = 1$  under CSP or CAP<sup>-</sup>.*

*Proof.* We assume the tree to be line-free (LF) so that the bound depends only on the topology and not on the fact that contains a line. Consider a node  $u$  in  $\mathcal{T}_n$ . Since  $\mathcal{T}_n$  is LF  $u$  has either in-degree  $\geq 2$  or out-degree  $\geq 2$ . According to whether the tree is downward or upward, one of the two cases in Figure 4 can happen:

For the upper bound: fix  $W = \{u, w\}$  and  $U = \{u\}$ .  $\mathbb{P}(U) \subseteq \mathbb{P}(W)$ . Moreover in both cases each path passing through  $w$  is also touching  $u$ . Hence  $\mathbb{P}(\{w\}) \subseteq \mathbb{P}(\{u\})$ . Therefore  $\mathbb{P}(W) \subseteq \mathbb{P}(U)$  and then  $\mathbb{P}(U) = \mathbb{P}(W)$  and  $\mathbb{P}(U) \triangle \mathbb{P}(W) = \emptyset$ . For the lower bound, let  $u$  and  $w$  be two distinct nodes in  $\mathcal{T}_n$ . Let  $U = \{u\}$  and  $W = \{w\}$ . Each node in  $\mathcal{T}_n$  is on some path from the root to a

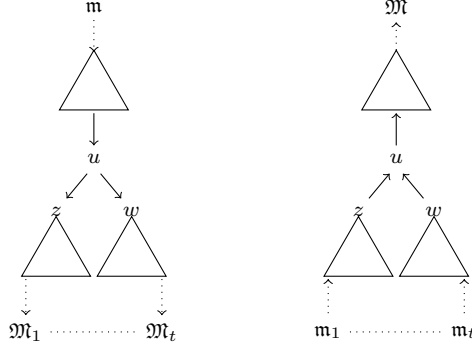


Figure 4: *Directed trees with monitor placement  $\chi_t$ .*

leaf. If  $u$  and  $w$  lie on different paths, then clearly there are paths in  $\mathbb{P}(U)$  but not in  $\mathbb{P}(W)$ . Hence  $\mathbb{P}(U) \triangle \mathbb{P}(W) \neq \emptyset$ . If  $u$  and  $w$  lie on the same path  $p$  and say that  $p$  meets  $w$  before  $u$ . Let  $p_w$  be the subpath of  $p$  truncated at node  $w$ . Let  $w_1 \in N_o(w)$  be the neighbour of  $w$  lying on  $p$ . Since  $\mathcal{T}_n$  is LF there is necessarily another node  $w_2 \neq w_1, w_2 \in N_o(w)$  and in  $\mathcal{T}_n$  there is a path  $q$  from  $w_2$  to a leaf. Hence the concatenation of  $p_w$  with  $q$  is a path from the root to a leaf touching  $w$  but not  $u$ . Hence in  $\mathbb{P}(W)$  but not in  $\mathbb{P}(U)$ . Hence  $\mathbb{P}(U) \triangle \mathbb{P}(W) \neq \emptyset$ .  $\square$

**Optimality of  $\chi_t$ .** Notice that the monitor placement  $\chi_t$  in both cases is optimal. Consider the downward case: if we modify  $\chi_t$  by removing one output monitor from a leaf, say  $u$ , then  $\mu(\mathcal{T}_n) = 0$ : let  $v$  be the node parent of  $u$  and let  $w$  be its other son. From  $\{w\}$  and  $\{v\}$  pass exactly one path. Hence  $\mu(\mathcal{T}_n) < 1$ .

#### 4.1 Grids

Can we find topologies whose maximal identifiability is strictly greater than 1? We analyze 2-dimensional directed grid  $\mathcal{H}_n$ . Let us consider the monitor placement  $\chi_g$  for  $\mathcal{H}_n$  as in Figure 5. For-

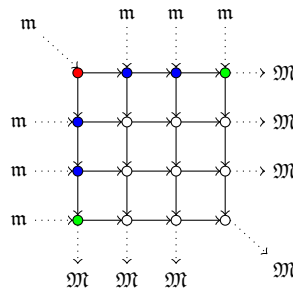


Figure 5: *A directed grid  $\mathcal{H}_4$  with the monitor placement  $\chi_g$ .*

mally  $\mathbf{m} = \{(1, 1), \dots, (1, n), (2, 1), \dots, (n, 1)\}$  and  $\mathbf{M} = \{(n, 1), (n, 2), \dots, (n, n), (1, n), (2, n), \dots, (n-1, n)\}$ .  $(1, 1)$  is the only simple source node and Lemma 3.4 can be applied to this case.

**Lemma 4.2.** *Let  $n \geq 3$ . Then  $\mu(\mathcal{H}_n | \chi_g) \leq 2$  under  $\text{CAP}^-$  and under CSP.*

To prove a matching lower bound on  $\mu(\mathcal{H}_n|\chi_g)$  we prove that any two distinct node sets  $U$  and  $W$  of size at most 2 can be separated by a path in  $\mathbb{P}(\mathcal{H}_n|\chi_g)$ . Since in **CSP** and **CAP<sup>-</sup>** we do not allow DLP paths, we have to be careful that no path separating  $U$  from  $W$  can be either  $\mathbf{m} \cdot (1, n)(1, n) \cdot \mathfrak{M}$  or  $\mathbf{m} \cdot (n, 1)(n, 1) \cdot \mathfrak{M}$ . With this aim we assign a special role to the complex sources  $(1, n)$  and  $(n, 1)$  (green nodes in Figure 5) and we consider the following assumption which implies (being in fact stronger) that no DLP paths will separate sets of nodes.

**Assumption 4.3.** *Nodes  $(1, n)$  and  $(n, 1)$  can be endpoint but never starting point of a path starting in  $\mathbf{m}$  and ending in  $\mathfrak{M}$ .*

Let us denote with  $V$  the nodes in  $\mathcal{H}_n$  and with  $V^-$  the nodes of  $\mathcal{H}_n$  except for  $(1, n)$  and  $(n, 1)$ . By the definition of  $\chi_g$ ,  $\mathbf{m}$  and  $\mathfrak{M}$  are both formed by the border nodes. Hence to fulfill our assumption we define  $S = \mathbf{m} \setminus \{(1, n), (n, 1)\}$ , and  $T = \mathfrak{M}$ . Given a node  $u$  in  $V$ , let  $S(u) = \{v \in V^- \mid \exists \text{ a path from } v \text{ to } u \text{ in } \mathcal{H}_n\}$  and  $T(u) = \{v \in V \mid \exists \text{ a path from } u \text{ to } v \text{ in } \mathcal{H}_n\}$ .

The following Lemmas give a way to build paths avoiding specific nodes. We always assume  $n \geq 3$  since otherwise, independently of  $d$ ,  $\mathcal{H}_{n,d}$  would have no node with degree  $2d$ .

**Lemma 4.4.** *Let  $n \geq 3$ . Let  $u$  be a node in  $V^-$  and  $w \in S(u)$  with  $w \neq u$ . There is a path  $p_u^w$  from a node in  $S$  to  $u$  not touching  $w$ .*

*Proof.* By induction on  $S(u)$ . If  $S(u) = \{u\}$  for some  $u \in S$ , then  $u$  is linked to an input monitor (notice in  $S$  we do not have the two mentioned complex sources) and since  $u \neq w$ , then  $p_u^w$  is the path made by the only node  $u$ . In the inductive hypothesis  $|N_i(u)| = 2$ , Hence there is  $w_1 \in N_i(u)$  such that  $w_1 \neq w$ . Since  $|N_i(u)| = 2$ , then  $S(w_1) \subset S(u)$ . By induction there is a path  $p_{w_1}^w$  from  $S$  to  $w_1$  avoiding  $w$ . Then define as  $p_u^w$ , the path concatenating  $p_{w_1}^w$  with  $u$ .  $\square$

A similar proof holds also for the nodes in  $T$  reachable from  $u$  without worrying about the two nodes  $\{(1, n), (n, 1)\}$ .

**Lemma 4.5.** *Let  $n \geq 3$ . Let  $u$  be a node in  $\mathcal{H}_n$  and  $w \in T(u)$  with  $w \neq u$ . There is path  $q_u^w$  from  $u$  to a node in  $T$  not touching  $w$ .*

Next Claim handles the case when one among  $U$  and  $W$  contains at least a complex source. In this case to fulfill our assumption, we have to show an  $\mathbf{m} - \mathfrak{M}$  path touching exactly one between  $U$  and  $W$  which is not starting neither with  $(1, n)$  nor with  $(n, 1)$ . This immediately implies that this path can be neither  $\mathbf{m} \cdot (1, n)(1, n) \cdot \mathfrak{M}$  nor  $\mathbf{m} \cdot (n, 1)(n, 1) \cdot \mathfrak{M}$ .

**Claim 4.6.** *Let  $U, W$  be non-empty sets of nodes of  $\mathcal{H}_n$ ,  $n \geq 3$  such that  $|U|, |W| \leq 2$  and at least one of the complex sources  $(1, n)$  or  $(n, 1)$  belongs to one of them. Then there is a path from a node in  $\mathbf{m}$  to a node in  $T$  passing through exactly one between  $U$  and  $W$  fulfilling Assumption 4.3.*

*Proof.* Assume without loss of generality that  $(1, n) \in U$  (the case where  $(n, 1) \in U$  is symmetric). Let  $N((1, n))$  be the neighbours of  $(1, n)$  in  $\mathcal{H}_n$ , i.e.  $N((1, n)) = \{(1, n-1), (2, n)\}$ . We distinguish the following 4 cases:

1.  $W \cap N((1, n)) = \emptyset$ ;
2.  $W = N((1, n))$
3.  $W \cap N((1, n)) = \{(1, n-1)\}$

$$4. W \cap N((1, n)) = \{(2, n)\}$$

In each of these cases we find an  $\mathfrak{m} - \mathfrak{M}$  path touching only one between  $U$  and  $W$  fulfilling Assumption 4.3.

In case (1) and in case (4) the path  $(1, n-1)(1, n)$ , is a path touching  $U$  but not  $W$  fulfilling our assumption.

In case (2)  $(1, n)$  is completely surrounded by  $W$ . So we will build a path touching  $W$  but not  $U$ . If the node  $(2, n-1)$  is not in  $U$  then the path  $(1, n-1)(2, n-1)(2, n)$  proves the claim. If instead  $(2, n-1)$  is in  $U$  we have to avoid it. We use here that  $n \geq 3$  to build the path starting in  $(1, n-1)$  going up to  $(1, n-2)$ , then going right until the node  $(3, n-2)$  and finally going down to the  $\mathfrak{M}$  node  $(3, n)$ .

In case (3) we distinguish the following two cases according to whether  $U \cap \{(2, n-1), (2, n)\} = \emptyset$  or not. In the first case the path  $(1, n-1)(2, n-1)(2, n)$  touches only  $W$  and fulfill the assumption. In the second case, we follow case (2) and avoid both nodes in  $\{(2, n-1), (2, n)\}$  using the fact that  $n \geq 3$ . We start in  $(1, n-1)$ , go up to  $(1, n-2)$ , then right up to  $(3, n-2)$  and finally down to  $(3, n)$ . This path touches  $W$  but not  $U$  and fulfill the assumption.  $\square$

**Lemma 4.7.** (Main Lemma) Let  $n \geq 3$ .  $\mu(\mathcal{H}_n | \chi_{\mathfrak{g}}) \geq 2$ .

*Proof.* Let  $V$  be the set of nodes of  $\mathcal{H}_n$ . We have to prove that for any  $U, W \subseteq V$  with  $U \neq W$  and such that  $|U|, |W| \leq 2$ ,  $\mathbb{P}(U) \triangle \mathbb{P}(W) \neq \emptyset$ . It is sufficient to find a path  $p \in \mathcal{H}_n$  from  $\mathfrak{m}$  to  $T$  touching exactly one between  $U$  and  $W$ . By Claim 4.6 we can assume that neither of  $U$  and  $W$  contain  $(1, n)$  and  $(n, 1)$ . So in the rest of the proof we work only with  $S$  and no node will be ever  $(1, n)$  and  $(n, 1)$ . We split in the following cases:

1. at least one between  $U$  and  $W$  has cardinality 1;
2. both  $U$  and  $W$  have cardinality 2.

**Case 1.** Assume wlog that  $W = \{w\}$ . Since  $U \triangle W \neq \emptyset$ , then there is a node  $u \in U \setminus W$ , such that  $w \neq u$ .  $w$  can be either in (1)  $S(u)$ , or (2) in  $T(u)$ ; or (3) in  $V \setminus (S(u) \cup T(u))$ . In case (3) any path  $p$  from  $S$  to  $T$  passing through  $u$  is not touching  $w$  and proves the claim. In case (1) we use Lemma 4.4 to have a path  $p_u^w$  from  $S$  to  $u$  avoiding  $W$ . Moreover, any path  $p$  from  $u$  to  $T$  is avoiding  $w$ . Then the composition of  $p_u^w$  with  $p$  proves the claim. In case (2) any path  $p$  from  $S$  to  $u$  avoids  $w$ , and Lemma 4.5 guarantees a path  $q_u^w$  from  $u$  to  $T$  avoiding  $w$ . Hence the composition of the paths  $p$  and  $q_u^w$  proves the claim.

**Case 2 .** Observe that though  $U \triangle W \neq \emptyset$ , they might share a node. So there might be two cases: (A)  $|U \cap W| = 1$  and (B)  $|U \cap W| = 0$ . In case (A) we fix  $u$  to be the node of  $U$  not in  $W$ . In case (B) say  $U = \{u_0, u_1\}$  we fix  $u$  to be the node in  $U$  not reachable in  $\mathcal{H}_n$  by the other node in  $U$ , i.e. the  $u_i$  such that  $u_i \notin S(u_{1-i})$ . Notice that this node always exists since the nodes in  $U$  cannot reach each other in  $\mathcal{H}_n$ . As in case (1) we divide in three cases according to the position of  $W$  wrt  $u$ .

- i.  $W \subseteq S(u)$ ;
- ii.  $W \subseteq T(u)$ ;
- iii.  $|S(u) \cap W| \leq 1$  and  $|T(u) \cap W| \leq 1$ ;

In case (iii) a similar argument as above works. Since  $|S(u) \cap W| \leq 1$ , then either (if  $|S(u) \cap W| = 0$ ) any path from  $S$  to  $u$  avoids  $W$ , or (if  $|S(u) \cap W| = 1$ ) we can apply Lemma 4.4 to find a path  $p_u$  from  $S$  to  $u$  avoiding  $W$ . Using  $|T(u) \cap W| \leq 1$ , a similar argument works for finding a path  $q_u$  from  $u$  to  $T$  avoiding  $W$ . Hence the composition of  $p_u$  and  $q_u$  is a path from  $S$  to  $T$  passing from  $u$  but avoiding  $W$ . In case (i) we further distinguish two cases and fix the  $w$  as follows:

(A)  $|U \cap W| = 1$ .  $w$  is the only node in  $U \cap W$ .

(B)  $w$  is any node in  $W$ . Denote by  $v$  be the other node in  $W$ .

In case (A)  $U = \{u, w\}$  and  $W = \{w, v\}$ , hence since  $u \neq w$ , then by Lemma 4.4 there is a path  $p_u^w$  from  $S$  to  $u$  avoiding  $w$ . Moreover, since  $W \subseteq S(u)$  any path  $q_u$  from  $u$  to  $T$  avoids  $W$ . Hence the path  $p_u$  which is the concatenation of  $p_u^w$  with  $q_u$  touches  $U$  and avoids  $W$ . This path proves the claim unless  $v \in p_u$ , and precisely  $v \in p_u^w$ , since  $W \subseteq S(u)$  and  $q_u$  lives only in  $T(u)$ .

If  $v \in p_u$  then we modify  $p_u$  into a new path  $p_v$  touching  $v$ , hence the set  $W$ , but avoiding  $U$  and this will prove the claim. To do this we first identify a node  $z$  lying on  $p_u^w$  before  $u$  but after  $v$  and we consider the subpath  $p_z^w$  of  $p_u^w$  stopping at  $z$ , hence touching  $v$ . The node  $z$  is defined as follows: assume  $u$  to be the node  $u = (x_1, x_2)$  with  $x_1, x_2 \in [n]$ . Since  $p_u^w$  is ending at  $u$  and  $\mathcal{H}_n$  is directed, there is a first node  $z_1$  in  $p_u^w$  such that starting from  $z_1$  all the nodes  $z_1, \dots, z_r, u$  of the subpath of  $p_u^w$  starting at  $z_1$  lie either on the same row ( $x_1$ ) or on the same column ( $x_2$ ) of  $u$ .  $z$  is defined to be either  $z_1$  or  $z_i$  if  $v = z_i$  for some  $i \in [r]$ . The main properties of  $z$  are that:  $u \in T(z)$  and that  $w \notin p_z^w$ . The first is straightforward. For the latter first notice that before  $z$  no node on  $p_z^w$  can be  $w$  because  $p_z^w$  is a subpath of  $p_u^w$ . Furthermore  $w \notin T(z)$  since  $z$  is by definition on the same border of  $u$  and hence  $S(u) \cap T(z)$  is the set of nodes  $\{z_1, \dots, z_r\}$  and none of them can be  $w$ .

Since  $u \in T(z)$  and  $z \neq u$ <sup>2</sup>, then we can use Lemma 4.5 on  $z$  and  $u$  to find a path  $q_z^u$  from  $z$  to  $T$  avoiding  $u$ . Define  $p_v$  the path concatenating  $p_z^w$  with  $q_z^u$ .  $p_v$  touches  $v$  but avoids both  $u$  and  $w$ , hence touches  $W$  but avoids  $U$ . Case (A) is proved.

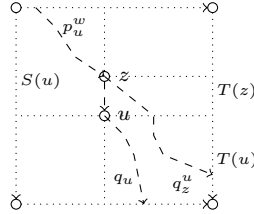


Figure 6: Case (i).A

In case (B)  $w \notin U$  and let  $u_1$  be the other node of  $U$ . So  $U = \{u, u_1\}$  and  $W = \{w, v\}$ . The same proof of Case(A) works here too. If  $v \in p_u$  however we have to be slightly more careful. Assume without loss of generality that  $u_1$  appears before  $u$  on  $p_u$  (the other case is exactly the same swapping  $u$  and  $u_1$ ). We want to build a path  $p_v$  avoiding both  $u_1$  and  $u$ . Since  $v \in S(u)$ , we can have two cases: (1)  $v$  is before both  $u_1$  and  $u$ ; and (2)  $v$  is in between  $u_1$  and  $u$ . Let  $t_v$  be the subpath of  $p_u$  ending in  $v$ . In case (1) we use a first time Lemma 4.5 on  $v$  and  $u_1$  to find a path  $t$  from  $v$  to  $T$  avoiding  $u_1$ . If  $t$  still passes through  $u$ , then we notice that  $u$  cannot be on the border of the grid, since otherwise  $u_1$  would also be on the same border and hence  $t$  would not avoid  $u_1$ .

<sup>2</sup>If  $v$  is a source node and  $v \in N_1(u)$ , then  $z$  is  $v$  itself.

Hence  $u$  is an internal node in the grid. Let  $\{i_1, i_2\}$  be the incoming nodes in  $u$ . Only one can be  $u_1$ , say  $i_1$ . Hence  $t$  is entering in  $u$  through  $i_2$ . Let  $t_2$  be the subpath of  $t$  ending at  $i_2$ . Again by Lemma 4.5 on  $i_2$  and  $u$  we can find a path  $q$  from  $i_2$  to  $T$  avoiding  $u$ . The path  $p_v$  concatenating  $t_2$  with  $q$  proves the Claim. Case (2) is easier. First we apply Lemma 4.4 on  $v$  and  $u_1$  to have path  $t$  from  $S$  to  $v$  avoiding  $u_1$ . Then we apply Lemma 4.5 on  $v$  and  $u$  to have a path  $q$  from  $v$  to  $T$  avoiding  $u$ . Then the concatenation of  $t$  with  $q$  proves the Claim. In case (ii) a similar argument of case (i) but on  $T(u)$  works. We left the details to the reader.  $\square$

Together previous Lemma and Lemma 4.2, imply the following.

**Theorem 4.8.** *Let  $n \in \mathbb{N}$ ,  $n \geq 3$ . Then  $\mu(\mathcal{H}_n | \chi_g) = 2$ .*

Previous result can be easily proved for grids of dimension  $d > 2$  generalizing the definitions and the proofs to the case of a generic  $d$ . We left the details to the interested reader.

**Theorem 4.9.** *Let  $d, n \in \mathbb{N}$ ,  $d > 2$  and  $n \geq 3$ . Then  $\mu(\mathcal{H}_{n,d} | \chi_g) = d$ .*

**Optimality of  $\chi_g$ .** In the case  $d = 2$  we were using  $4n - 2$  monitors. We wonder whether the number of monitors can be reduced. The answer is essentially no. Namely, it is easy to see that if in the monitor placement used in  $\chi_g$  for Theorem 4.8 we remove the input links to nodes  $(1, 2)$  and  $(2, 1)$  (so we have  $4n - 5$  monitors), the sets  $U = \{(1, 2), (2, 1)\}$  and  $W = \{(1, 1)\}$  cannot be separated by any path in  $\mathcal{H}_n$ .

In the next section we prove that in the case of undirected grids we can reduce the number of monitors, placing them anywhere and still reaching a high identifiability in terms of the dimension of  $\mathcal{H}_{n,d}$ .

## 5 Undirected Trees and Grids

In order to avoid cases of topologies where identifiability is 0 we make another assumption on the monitor placement for tree topologies: the tree must be *monitor-balanced* in the sense we explain below in Definition 5.1. Notice that next result (Lemma 5.2) represents in fact a structural limit on the monitor placement of networks whose underlying topology is a tree: if the monitor placement does not make the network monitor-balanced, then the maximal identifiability one can hope for is 0.

Let  $\mathcal{T}$  be a tree and  $\chi = (\mathfrak{m}, \mathfrak{M})$  be a monitor placement for  $\mathcal{T}$ . We say that  $\mathcal{T}$  is an *input tree* (respectively *output tree*) with respect to  $\chi$  if there is a node of  $\mathcal{T}$  in  $\mathfrak{m}$  (respectively in  $\mathfrak{M}$ ). Notice that a tree can be both an input and an output tree.

Given a tree  $\mathcal{T}$  and one of its edges  $e = (uv)$ , let  $T^e(u)$  (respectively  $T^e(v)$ ) be the subtrees of  $\mathcal{T}$  obtained from cutting in  $\mathcal{T}$  the edge  $(uv)$  and taking the tree rooted at  $u$  (respectively  $v$ ).

For a node  $u \in \mathcal{T}$ , we call the *u-subtrees of  $\mathcal{T}$*  the family of trees  $\{T^{(wu)}(w)\}_{w \in N(u)}$ .

**Definition 5.1.** (*monitor-balanced tree*) *A tree  $\mathcal{T}$  is monitor-balanced under  $\chi$  if for each non-leaf node  $u$  in  $\mathcal{T}$  the family  $\{T^{(wu)}(w)\}_{w \in N(u)}$  of the  $u$ -subtrees of  $\mathcal{T}$  contains at least two input trees and at least two output trees.*

**Lemma 5.2.** *If  $\mathcal{T}$  is not monitor-balanced under  $\chi$ , then  $\mu(\mathcal{T} | \chi) < 1$ .*



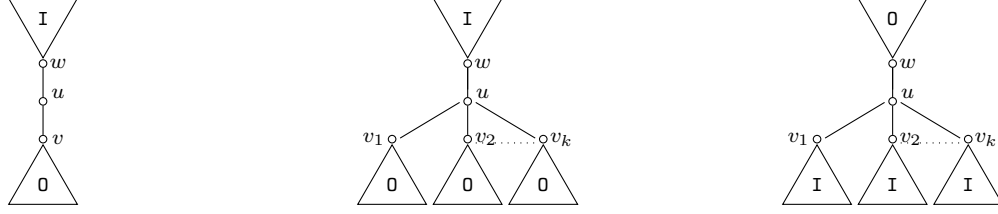


Figure 7: The three possible cases of Lemma 5.2 for  $u$  when  $\mathcal{T}$  is not monitor-balanced.

*Proof.* If  $\mathcal{T}$  is not balanced, then there is a non-leaf node  $u$  in  $\mathcal{T}$  such that the family  $\{T^{(wu)}(w)\}_{w \in N(u)}$  contains either only one input tree or only one output tree. There are hence only three possible cases at such a node  $u$  that can happen and which are visualized in Figure 7.

In all the cases we set  $U = \{u\}$  and  $W = \{w\}$ . Since any path must necessarily go from an input node to an output node, then  $\mathbb{P}(U) = \mathbb{P}(W)$ . This proves that  $\mu(\mathcal{T}|\chi) < 1$ .  $\square$

On the other hand when  $\chi$  is balanced, a similar proof as in Theorem 4.1 proves that:

**Theorem 5.3.** *Let  $\mathcal{T}$  be a tree and  $\chi$  a monitor-balanced monitor placement for  $\mathcal{T}$ . Then  $\mu(\mathcal{T}_n|\chi) = 1$ .*

## 5.1 Grids

Previous Theorem 4.9 on directed grids is true for the undirected case as well. However, given the higher number of paths which can be formed after a monitor placement in an undirected grid  $\mathcal{H}_{n,d}$ , it is reasonable to question whether we can reduce the number of monitors but still reaching an identifiability of the order of the dimension of the grid.

We show that  $2d$  monitors suffice to get maximal identifiability at least  $d - 1$  and at most  $d$  in the case of undirected  $d$ -dimensional grids for any monitor placement and under CSP or CAP<sup>-</sup> routing scheme.

**Theorem 5.4.** *Let  $n \geq 3$ . Then under CSP and CAP<sup>-</sup> routing schemes,  $d - 1 \leq \mu(\mathcal{H}_{n,d}|\chi) \leq d$  for any monitor placement  $\chi$ .*

The rest of the section is devoted to the proof of the theorem for the case  $d = 2$ . The proof for  $d > 2$  is along the same lines and we leave the proof to the reader.

*Proof.* (of Theorem 5.4) The upper bound follows from Lemma 3.2.

For the lower bound we consider the following Claim.

**Claim 5.5.** *Let  $z_1 = (i_1, j_1), z_2 = (i_2, j_2), z_3 = (i_3, j_3)$  be three nodes in  $\mathcal{H}_n$  such that  $z_1$  and  $z_3$  are distinct nodes. There exists a simple path from  $z_1$  to  $z_3$  touching  $z_2$ .*

*Proof.* First we consider a rectangle/square of four paths in  $\mathcal{H}_n$  such that all these three nodes are lying on the edges of this rectangle/square (see Figure 8 for an example). Then we start from the node that we want to be the origin of our path and move along the edge towards our second node that we want to be touched by our path. After reaching the second node we continue moving along the edge which will lead to the third node that our path terminates at. We then build a path from  $z_1$  to  $z_3$  touching  $z_2$ .  $\square$

Now we have to prove that independently of what nodes form  $\mathfrak{m}$  and  $\mathfrak{M}$ , for any  $U, W \subseteq V$  with  $U \triangle W \neq \emptyset$  such that  $|U|, |W| \leq 1$ , then  $\mathbb{P}(U) \triangle \mathbb{P}(W) \neq \emptyset$ . Since  $U \neq W$ , then there is at least an  $\mathfrak{m} \notin W$ , at least an  $\mathfrak{M} \notin U$  and of course  $u \notin W$ . By Claim 5.5 we get a simple path from  $\mathfrak{m}$  to  $\mathfrak{M}$  passing through  $u$ . If this path touches  $w$ , then we can avoid it. If  $w$  is an internal node (not on the borders), in order to avoid  $w$  we remove this node and all the edges linked to it. Then we have a hole in our grid. By previous observation, after removing  $w$ , at least one node in  $\mathfrak{m}$  and one node in  $\mathfrak{M}$  are in the remaining network and they must be different since we do not have degenerate paths allowed neither in  $\text{CSP}$  nor in  $\text{CAP}^-$ . By previous Claim applied to  $\mathfrak{m}$ ,  $\mathfrak{M}$  and  $u$  we have an  $\mathfrak{m} - \mathfrak{M}$  path in  $\mathcal{H}_n$  touching  $U$  but not  $W$ . Notice that if a part of the rectangle/square that we are considering in Claim 5.5 intersects with our hole then we can move along the borders of our hole (see Figure 9 for an example). If  $w$  is on the border but  $u$  is an internal node, then by the same argument as above we can touch  $w$  and avoid  $u$ . If both  $w$  and  $u$  are on the same border and one of them say  $u$  is isolated by  $w$ ,  $\mathfrak{m}$  and  $\mathfrak{M}$  (see Figure 10 for an example), then we remove  $u$  and the edges linked to it and again by the same argument as above we have a path  $\mathfrak{m} - \mathfrak{M}$  touching  $W$  but not  $U$ .  $\square$

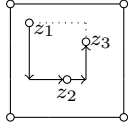


Figure 8: *Building a path in  $\mathcal{H}_n$  touching three points.*

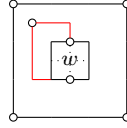


Figure 9: *Avoiding a hole in  $\mathcal{H}_n$ .*

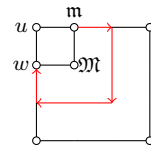


Figure 10: *Avoiding a hole in a corner in  $\mathcal{H}_n$ .*

## 6 Identifiability through embeddings

Let  $G = (V, E)$  and  $H = (V', E')$  be two DAGs and consider  $f$  to be an embedding  $G \hookrightarrow_f H$ .

Let  $\chi$  be a monitor placement in  $G$ , and  $\chi^f$  be the monitor placement for  $H$  defined by  $(f \circ \chi_i, f \circ \chi_o)$ . We want to explore what can be said on  $\mu(H|\chi^f)$  in terms of  $\mu(G|\chi)$  under the same routing mechanism or even under different routing mechanisms.




Figure 11: *Injective and bijective embeddings.*

As can be seen from the first example in Figure 11, a 1 – 1 mapping can map an edge into a line, so (on the condition that out-degree of  $v$  is 1 or in-degree of  $u$  is 1) reducing  $\mu(H)$  to 0 disregarding of  $\mu(G)$ . We then consider 1 – 1 and onto mappings for the embeddings (also called order-isomorphisms, see [20]). We can be tempted to think that under bijective mappings  $G \hookrightarrow H$ ,

we can prove that  $\mu(G) \geq \mu(H)$ . The second example in Figure 11 shows that it might be not always the case: the sets  $\{u', v'\}$  and  $\{z'\}$  are separated in  $H$  but not their inverse images  $\{u, v\}$  and  $\{z\}$  in  $G$ .

In some cases however we can use embeddability to say something on identifiability. In the rest of the section we study what can be said on  $\mu(H|\chi^f)$  from  $\mu(G|\chi)$  when  $G \hookrightarrow_f H$  and the mapping  $f$  is bijective. To simplify readability we always omit the  $\chi$ 's, writing simply  $\mu(G)$  and  $\mu(H)$ .

**Restricted topologies.** Consider the following definition given in [9, 2].

**Definition 6.1.** ([9, 2]) *A set of paths  $\mathbb{P}$  is routing consistent if any two distinct paths  $p$  and  $p'$  in  $\mathbb{P}$  and any distinct nodes  $u$  and  $w$  traversed by both paths (if any)  $p$  and  $p'$  follow the same subpath between  $u$  and  $w$ .*

In the directed case we can prove the following result.

**Theorem 6.2.** *Assume that  $G = (V, E)$  is a routing consistent directed graph and that  $G \hookrightarrow_f G'$ . Then  $\mu(G) \leq \mu(G')$ .*

*Proof.* Assume  $\mu(G') \leq k$ . We prove that  $\mu(G) \leq k$ . Since  $\mu(G') \leq k$ , there are two sets  $U', W' \subseteq V'$  such that  $U' \Delta W' \neq \emptyset$ , and at least one of them, wlog say  $U'$ , has cardinality  $k + 1$ , and  $\mathbb{P}_{G'}(U') \Delta \mathbb{P}_{G'}(W') = \emptyset$ . Fix  $U = f^{-1}(U')$  and  $W = f^{-1}(W')$ . By injectivity of  $f$ ,  $U$  has cardinality  $k + 1$  and  $U \Delta W \neq \emptyset$  (since otherwise  $U' \Delta W' = \emptyset$ ). Assume by contradiction that  $\mathbb{P}_G(U) \Delta \mathbb{P}_G(W) \neq \emptyset$ . That is, there exists a path  $p$  in  $G$  from  $S$  to  $T$  touching nodes of only one between  $U$  and  $W$ , say  $U$ . Let  $p = (u_1 u_2) \dots (u_r u_{r+1})$ ,  $r \geq 1$ . Hence  $u_i \leq u_{i+1}$  for all  $i \in [r]$ . Let  $u'_i = f(u_i)$ . Clearly if  $u_i \in U$ , then  $u'_i \in U'$ . Since  $f$  is an embedding (i.e.  $x \leq y$  iff  $f(x) \leq f(y)$ ), then  $u'_i \leq u'_{i+1}$ ,  $u'_1 \in S'$  and  $u'_{k+1} \in T'$ . Hence there are paths  $p'_i$  in  $G'$  from  $u'_i$  to  $u'_{i+1}$  and the path  $p' = p'_1, \dots, p'_k$  is a path from  $S'$  to  $T'$  in  $G'$ . If all nodes in  $p'$  are in  $V' \setminus W'$ , this is a contradiction with the fact  $\mathbb{P}_{G'}(U') \Delta \mathbb{P}_{G'}(W') = \emptyset$ . Then there is an  $i \in [r]$  such that  $p'_i$  is touching a node  $w' \in W'$ . Hence we have that in  $G'$ ,  $u'_i \leq w' \leq u'_{i+1}$ . Since  $f$  is an embedding and since  $u_i = f^{-1}(u'_i)$ , this means that in  $G$ ,  $u_i \leq f^{-1}(w) \leq u_{i+1}$ . Then in  $G$  there is a path from  $u_i$  to  $u_{i+1}$  passing through  $f^{-1}(w)$ . This contradicts the routing consistency of  $G$  since between  $u_i$  and  $u_{i+1}$  there is another path, the edge that is in  $p$ .  $\square$

**Restricted embeddings.** The previous example shows that restricting the class of graphs one can still hope to bound identifiability using embeddability. We restrict the class of embeddings, obtaining similar relationships but for broader classes of topologies. Assume that  $f$  is an embedding between two DAGs  $G_1 = (V_1, E_1)$  and  $G_2 = (V_2, E_2)$ . Let us say that  $f$  is *distance-increasing* (d.i.) if for all  $x, y \in V_1$ ,  $d_{G_1}(x, y) \leq d_{G_2}(f(x), f(y))$ . Here  $d_G(x, y)$  is the length of the shortest path between  $x$  and  $y$  in  $G$ . We call  $f$  *distance preserving* (d.p.) if  $d_{G_1}(x, y) = d_{G_2}(f(x), f(y))$ .

Distance-increasing of  $f$  immediately implies that the inverse image under  $f$  of edges of  $G_2$  are edges of  $G_1$ .

**Lemma 6.3.** *Let  $G = (V, E)$  and  $H = (W, F)$ . If  $G \hookrightarrow_f H$ ,  $f$  is d.i. and  $(w_1, w_2) \in F$ , then  $(f^{-1}(w_1), f^{-1}(w_2)) \in E$ .*

**Theorem 6.4.** *Let  $G$  and  $G'$  be two DAGs such that  $G \hookrightarrow_f G'$ , where  $f$  is a (d.i.)-embedding. Then  $\mu(G) \geq \mu(G')$ .*

*Proof.* Assume  $\mu(G) \leq k$ , we prove that  $\mu(G') \leq k$ . Let  $S$  and  $T$  be respectively the set of source and target nodes in  $G$ , so that  $\mathbb{P}_G(u)$  is the set of all paths from  $S$  to  $T$  in  $G$  passing through  $u$ . Since  $\mu(G) \leq k$ , there are two sets  $U, W \subseteq V$  such that  $U \triangle W \neq \emptyset$ , at least one of them, say  $U$ , has cardinality  $k + 1$ , and  $\mathbb{P}_G(U) \triangle \mathbb{P}_G(W) = \emptyset$ . Fix  $U' = f(U)$  and  $W' = f(W)$  and let  $S' = f(S)$  and  $T' = f(T)$ . By injectivity of  $f$ ,  $U'$  has cardinality  $k + 1$  and clearly  $U' \triangle W' \neq \emptyset$  (since otherwise  $U \triangle W = \emptyset$ ). Assume by contradiction that  $\mathbb{P}_{G'}(U') \triangle \mathbb{P}_{G'}(W') \neq \emptyset$ . That means that there exists a path  $p'$  from  $S'$  to  $T'$  touching nodes of only one between  $U'$  and  $W'$ , say  $U'$ . Let  $p' = (u'_1, u'_2) \dots (u'_{r-1}, u'_r)$  and  $u_i = f^{-1}(u'_i)$ . By Lemma 6.3 for all  $i \in [r - 1]$ ,  $(u_i, u_{i+1})$  is an edge in  $G$  and since  $f$  is an embedding, then  $u_i \in U$ ,  $u_1 \in S$  and  $u_r \in T$ . But then  $p = (u_1, u_2) \dots (u_r, u_{r+1})$  is a path from  $S$  to  $T$  touching only nodes in  $U$ . This is a contradiction with the fact  $\mathbb{P}_G(U) \triangle \mathbb{P}_G(W) = \emptyset$ .  $\square$

It is straightforward to see that if  $f$  is distance-preserving, then equality holds.

**Corollary 6.5.** *Let  $G$  and  $G'$  be two DAGs such that  $G \hookrightarrow_f G'$ , where  $f$  is a (d.p.)-embedding. Then  $\mu(G) = \mu(G')$ .*

The *dimension* of  $G$ ,  $\dim(G)$  is the smallest integer  $d$  such that  $G \hookrightarrow \mathcal{H}_{n,d}$ . Dushnik and Miller [8] proved that for any  $n > 1$ , the hypergrid  $\mathcal{H}_{n,d}$  has dimension exactly  $d$ .

We explore how to bound  $\mu(G)$  in terms of  $\dim(G)$ . Let  $G^*$  be the *transitive closure* of a DAG  $G$ .

**Lemma 6.6.** *Let  $G$  and  $H$  be DAGs. If  $G$  is closed under transitivity and  $G \hookrightarrow_f H$ , then  $\mu(G) \geq \mu(H)$ . In particular  $\mu(G^*) \geq \mu(G)$ .*

*Proof.* Since  $G$  is closed under transitivity then the embedding  $f$  is necessarily a distance-increasing one. Hence the first claim follows by Theorem 6.4. The second claim follows since the identity is a bijective embedding from  $G^*$  to  $G$ .  $\square$

**Theorem 6.7.** *Let  $G$  be a DAG closed under transitivity. Then  $\mu(G) \geq \dim(G)$ .*

*Proof.* Let  $f$  be the function witnessing the embedding  $G \hookrightarrow \mathcal{H}_{n, \dim(G)}$ . Since  $G$  is closed under transitivity and by Theorem 4.9  $\mu(\mathcal{H}_{n, \dim(G)}) = \dim(G)$ , the claim follows by previous Lemma.  $\square$

**Corollary 6.8.** *For all graph  $G$ , for all  $k \in \mathbb{N}$ ,  $\mu(G^k) \geq \mu(G)$ .*

## 7 Applications

Assume we have to design a network over  $N \geq 4$  nodes and we aim to have maximal identifiability of failure nodes. Theorem 5.4 suggests how to set edges between the nodes in the network and how to place monitors in such a way to reach an identifiability of at most  $\log_3 N$ . Let  $n \geq 3$  and set a dimension  $d$  in such a way  $N = n^d$ . Since  $n \geq 3$ , then  $N \geq 3^d$ . Hence as long as  $d \leq \log_3 N$ , Theorem 5.4 applies. Assume that all values are integers. Assign an address to each node as a  $d$ -dimensional vector in  $[n]$  and place edges between nodes following  $\mathcal{H}_{n,d}$ .

## 7.1 Adding edges to boost node failure identifiability

Assume to have a network with very low maximal identifiability of failure nodes (for instance due to a small minimal in-degree). We explore the idea to add edges to get better maximal identifiability. We propose the following algorithm whose main idea is that of trying to modify a graph  $G$  in order to approach a hypergrid of dimension  $d$  (a parameter to be tuned), adding edges to the topology in order to increase the minimal degree to  $d$  and choosing  $d$  input and  $d$  output monitors.

---

### Algorithm 1 AGrid

---

**Input:**  $G = (V, E)$ ,  $d$   
**Output:**  $G^A = (V, E^A)$ ,  $I_m \subseteq V$ ,  $I_{\mathfrak{M}} \subseteq V$   
 /\* Boost minimal degree as close to  $d$  as possible \*/  
 1: **for all**  $v \in V : \deg(v) < d$  **do**  
 2:    $W =$  choose at random  $d - |N(v)|$  node in  $V \setminus N(v)$   
 3:   **for all**  $w \in W$  **do**  
 4:      $E = E \cup (v, w)$   
 /\* Select input and output nodes\*/  
 5: **for**  $i = 1 \dots d$  **do**  
 6:   Select  $x, y \in V$  according to heuristic MDMP  
 7:    $\mathfrak{m} = \mathfrak{m} \cup \{x\}; \mathfrak{M} = \mathfrak{M} \cup \{y\};$   
 8:    $V = V - \{x, y\}$

---

Given a network  $G$ , Agrid's aim is to add a number of random edges so that the minimal degree of the network increases to some suitable  $d = d(N)$  slow-growing function of the number of nodes  $N$  in the network. Agrid assumes to work with a network where monitors are not placed. To place monitors we follow the heuristic of placing monitors in the nodes of minimal degree. We call this heuristic MDMP<sup>3</sup>. The algorithm receives in input the graph  $G$  underlying the network (undirected) and the value  $d = d(N)$  and release in output a graph  $G^A$  whose minimal degree is  $d$ . The addition of edges is performed between Lines 1 and 4. For each node  $v$  with degree smaller than  $d$ , we choose at random a number of neighbours  $w$ , namely  $d - |N(v)|$ , and we add an edge in the network between  $v$  and  $w$ , keeping updated the set of edges (Line 4). To decide what nodes in the network will be monitors, we follow the MDMP strategy. We order the nodes according to their degree and we choose the first  $2d$  to define the sets  $\mathfrak{m}$  and  $\mathfrak{M}$ . In the **For** in Line 5 we choose  $2d$  nodes to be linked to input and output monitors. Notice that a same monitor cannot be chosen to be both in  $\mathfrak{m}$  and in  $\mathfrak{M}$ . Using the same heuristic we choose  $2d$  monitors in  $G$  as well.

### 7.1.1 Applicative scenarios for Agrid.

We are not aware of other approaches explicitly adding edges to boost identifiability. Adding a link in some cases may require local or physical access to nodes, access that can be used to check node reliability. Yet, looking for failing nodes in networks is a process likely to run several times during the working-life of a network, while setting new links to boost identifiability is an intervention that can be done only once, especially if the network is assumed to have a fixed topology. Hence it

---

<sup>3</sup>The reason of this choice is based on the fact that Theorem 5.4 holds for any  $\chi$ , in particular when monitors are on the corner nodes.

makes sense to study cost-benefit tradeoffs for such intervention. We propose below an example of such tradeoffs.

Furthermore, the approaches based on deciding how many monitors to use and where to place them, see for example [13], also might require physical interventions both hardware and software to nodes and links in the network. A difference with our case is that for nodes geographically far apart, the cost of adding a link might be expensive. But this is not always the case. There are examples of networks where adding links may not require a local intervention (or requires a limited one) and hence our approach is reasonable. Its feasibility must be decided again according to some cost-benefit analysis. We discuss feasibility of **Agrid** on three possible scenarios: static networks, dynamic networks, subnetworks.

*Static networks.* Static networks are grounded on a fixed topology which does not change in the time. In such cases it makes sense to analyze the economical feasibility of running **Agrid**. A way to reduce both the costs and the physical access to nodes and links of the network is an approach suggested for nodes in [13].

*On-demand link placement.* Similarly to what is done for nodes in [13], we can think to employ as additional links in  $G^A$  *temporary links*, which only participate in taking measurements (hence built upon very simple hardware and protocols to transmit simple data packet) and not in other more complex functions. This would reduce the cost of adding links and it might simplify the type of physical access to the network. As a case example to have an idea of the real number of edges to be added, we consider Table 4. By adding only 8 edges (over an initial number of 17) one can guarantee on the real network EuNet an increasing of the maximal identifiability from 0 to 2 (the number of monitors is 3 in both measurements).

*Example of cost-benefit tradeoffs for static networks.* Assume for the maintenance of a static network  $G$  we run end-to-end measurements to detect failure nodes for each time  $t \in T$ . We dispose of a function  $C_G(e(v, w))$  measuring the cost of adding an edge between nodes  $u$  and  $w$  in  $G$ . Furthermore we have a function  $B_G(t)$  measuring the cost of running a tomography test on a network  $G$  at time  $t \in T$ . Let  $G^A = (V, E^A)$  be the graph resulting applying **Agrid** to  $G$ . The function  $B_G(t)$  may be increasing in the time  $t$  but it is meant to be decreasing in the maximal identifiability of  $G$ . We can define a function  $\kappa(G, T)$  measuring the tradeoff between the costs and the benefits of applying **Agrid** to  $G$  for times in  $T$  as

$$\kappa(G, T) = \frac{\sum_{t \in T} B_G(t)}{\sum_{e \in E^A} C_G(e) + \sum_{t \in T} B_{G^A}(t)}.$$

As long as  $\kappa(G, T) < 1$  an application of **Agrid** produces more benefits than costs on the maintenance of the network  $G$ .

*Dynamic networks.* In dynamic networks the topology is changing in the time according to some rules (but they can be even unpredictable). They are specified by a sequence of graphs  $\{G_t\}_{t \in T}$ . For example some cases of wireless networks are dynamical networks where the underlying topology changes at each given time. Nodes are supposed to have a built-in mechanism  $\mathcal{M}$  to set new links among the nodes in-sight. In such cases we can think to modify **Agrid** in such a way that links to one node  $u$  are added randomly choosing the other nodes among the nodes reachable from  $u$  according to mechanism  $\mathcal{M}$ . The approach of temporary links would be particularly suited in the case of dynamic networks, where we can think of adding new edges at each time for each network  $G_t$ .

*Example of cost-benefit tradeoffs for dynamic networks.* In this case at each step  $t$ , we evaluate the benefit of adding new links as

$$\beta(t) = B(G_t^A) - \sum_{e \in E^A} C_{G_t}(e).$$

If  $\beta(t) > 0$ , then adding the edges proposed by **Agrid** would have only benefits. When the family  $G_t$  is changing according to a specific edge rule, then more refined and global analysis can be done on the sequence  $\{\beta(t)\}_{t \in T}$ .

*Subnetworks.* We consider the case when a network is defined as a sub-network of an already given super-network. For example a local area subnetwork using the infrastructure of a wider area network. More formally a subnetwork  $G' = (V', E')$  is a subgraph of another network  $G = (V, E)$  such that  $V' \subseteq V$  and  $E' \subseteq E$ . In such cases we might have efficient, not expensive and not requiring physical access ways of establishing new links in  $G'$  among those nodes  $u, v \in V'$  which are connected in the super-network  $G$ . When this situation occurs we can think to run **Agrid** restricting the choice of a new link for the node  $u$ , randomly among all the other nodes  $v$  such that  $(u, v) \in E$ . In these cases then the minimal degree in  $G$ ,  $\delta(G)$  is an upper bound on the number of maximal links we can add to nodes in  $V'$ . However in the cases of sub-networks, given that the new link is already present in the super network, we can assume that adding it to the subnetwork will not require any physical access.

## 7.2 Applying embeddability results

Lemma 6.6 and Corollary 6.8 can be used to understand an upper bound on the maximal identifiability to a given topology  $H$  studying the maximal identifiability of  $k$ -products of  $H$  up to its transitive closure. This might suggest a way to design networks with an improved feature to identify failing nodes. Theorem 6.2 can instead be used in an opposite scenario: if we have a network with strong topology restrictions (as the routing consistency) for instance to be renewed, we might consider of modifying it in a new network where to embed the original one with the aim of increasing maximal identifiability. In general keeping the embedding (particularly if onto and 1-1) should not imply any change on the nodes' placements.

## 8 Experimental Data from Agrid

We study examples of real internet networks whose topologies are publicly available on the data set of the Internet Topology Zoo ([1]). For any topology  $G$  on  $N$  nodes and for the parameter  $d$  that we set as either  $\log N$  or  $\sqrt{\log N}$ , **Agrid** generates  $G^A$ , the super graph of  $G$  that simulates a  $d$ -hypergrid. Chosen exactly  $2d$  monitors in both  $G$  and  $G^A$  according to heuristic MDMP gives us monitor placements  $\chi$  and  $\chi^A$ . We proceed to compute  $\mu(G^A|\chi^A)$  and  $\mu(G|\chi)$ . To compute  $\mu$  we generate all possible paths, after the monitors are placed. So the number of paths tends to highly grow with the number of nodes. That is the reason why our examples in the Topology Zoo are among those with less than 20 nodes. On networks with more than 25 nodes in the case  $d = \log n$  the number of paths in  $G^A$  quickly reaches the number of  $5 \times 10^6$ , making unfeasible our exhaustive search for  $\mu$ . The next four subsections collect data according to the following criteria:

**Real Networks.** In Section 8.0.1 we compute maximal identifiability, number of paths, minimal degree and number of edges for three networks for both the cases  $d = \log N$  and  $d = \sqrt{\log N}$  as defined by **Agrid**, so with monitors placed according to MDMP heuristic.



**Random Graphs.** In Section 8.0.2 we run measurements on random graphs on few nodes (5, 8 and 10). After generating the graphs  $G$  and then computing  $G^A$  with **Agrid** for 50, 100 or 500 times, we count the fraction of cases where  $\mu$  in the case of  $G^A$  is increasing or remaining the same (it is never strictly less) and what is the maximal increment of  $\mu$  reached in a pair  $(G, G^A)$ . In these measurements, monitors on  $G$  and  $G^A$  are again computed according to MDMP heuristic.

**Truncated  $\mu$ .** In Section 8.0.1 for each example of network  $G$  we compare data only for one pair  $(G, G^A)$ . We would like to compare more pairs  $(G, G^A)$  for several different random choices of edges forming  $G^A$  to be more precise about the growth of  $\mu(G^A)$  with respect to  $\mu(G)$ . However since the running time and the memory are expensive we cannot launch many runs. So we approximate maximal identifiability to a more efficiently computable measure. Loosely speaking we define an  $\alpha$ -approximation of  $\mu(G)$  as that measure such that the two sets of paths  $U$  and  $W$  (compare with Definition 2.1) *must be both* of size at most  $\alpha$ . For example if two node sets  $U$  of cardinality 1 and  $W$  of cardinality  $\alpha + 1$  have the same paths passing through, they are instead considered as separable by some paths. This allows us to restrict the search and hence to run our experiments for more pairs  $(G, G^A)$ . In Section 8.0.3 we set  $\alpha$  as the *average* degree of the graphs and run 30 different tests for some of the six networks under consideration.

**Random monitors.** In the last section 8.0.4 we explore differences between  $\mu(G)$  and  $\mu(G^A)$ , where monitors are no longer placed according to MDMP heuristic. So we explore the question whether the simulated hypergrid  $G^A$ , for the more significative case of  $d = \log N$ , has better maximal identifiability also in the case when monitors are not placed according to MDMP. We explore the effect on  $\mu(G)$  and  $\mu(G^A)$  for random placement of monitors on both  $G$  and  $G^A$ .

### 8.0.1 Data on real networks

In Tables 3, 4 and 5 we collect data to compare the maximal identifiability of  $G$  and  $G^A$  in 3 of the six networks considered.  $d$  is the dimension of simulated hypergrid and hence the monitors on which we measure maximal identifiability are  $2 \times 3$ , i.e.  $|\mathbf{m}| = |\mathfrak{M}| = 3$ . In some examples (Table 5), when the number of nodes is so small that  $d \leq \delta(G)$  (so that  $G^A$  would not change with respect to  $G$ ) we decide to add one dimension to  $d$ . The examples show an increment of the maximal identifiability more evident in the case when  $d = \log N$ . For example in Tables 4 (or Table 3) we observe that on a network of 17 edges, adding 6 monitors and 8 links, we pass from not having identifiability at all (using the same number of monitors) to be able to detect uniquely in  $G^A$  any two node-failures. This is the consequence of having added in  $G$ , 8 new links to raise the minimal degree to 3.

		$d = \sqrt{\log  V }$		$d = \log  V $	
		$G$	$G^A$	$G$	$G^A$
$\mu$		0	1	1	2
$ \mathbb{P} $	18		247	39	16528
$ E $	17		22	17	29
$\delta$	1		2	1	3
		$d,  \mathbf{m} ,  \mathfrak{M}  = 2$		$d,  \mathbf{m} ,  \mathfrak{M}  = 3$	

Table 3: *Claranet*,  $|V| = 15$ .

		$d = \sqrt{\log  V }$		$d = \log  V $	
		$G$	$G^A$	$G$	$G^A$
$\mu$		0	1	0	2
$ \mathbb{P} $	20		40	46	4917
$ E $	16		17	16	25
$\delta$	1		2	1	3
		$d,  \mathbf{m} ,  \mathfrak{M}  = 2$		$d,  \mathbf{m} ,  \mathfrak{M}  = 3$	

Table 4: *EuNetworks*,  $|V| = 14$ .

	$d = \sqrt{\log  V }$		$d = \log  V $	
	$G$	$G^A$	$G$	$G^A$
$\mu$	<b>1</b>	<b>1</b>	<b>1</b>	<b>2</b>
$ \mathbb{P} $	64	108	129	291
$ E $	11	12	11	13
$\delta$	1	2	1	3
	$d,  \mathfrak{m} ,  \mathfrak{M}  = 2$		$d,  \mathfrak{m} ,  \mathfrak{M}  = 3$	

Table 5: *DataXchange*,  $|V| = 6$ .

### 8.0.2 Random graphs

The Tables 6 and 7 contain data about maximal identifiability tests on pair  $(G, G^A)$  where  $G$  is a random graph drawn according to Erdős-Rényi distribution and  $G^A$  is given by the algorithm **Aggrid** on input  $G$ . Monitors are placed according to MDMP heuristic. On the *rows* of the Tables there are the number of generated graphs, while on the *columns*, for each of the three cases of 5, 8 and 10 nodes, we separate cases where  $\mu(G^A) > \mu(G)$ , from where  $\mu(G^A) = \mu(G)$ . In the square bracket there is the info of the maximal value of  $\mu(G^A) - \mu(G)$  obtained in the tested pairs  $(G, G^A)$ .

Given the small number of nodes, in the case  $d = \sqrt{\log N}$  (see Table 6) differences between  $\mu(G)$  and  $\mu(G^A)$  are more appreciable for smaller values of  $n$ . This might be due to the fact that the monitors are only 2 and if they are in different connected components there are no paths between them. Over such few nodes it is much likely that the 2 monitors lie in the same connected component. Instead the situation is completely different when we use  $d = \log N$  and the improvement is clearly evident both in the percentage of strictly positive cases that in the maximal increment reached.

	5		8		10	
	>	=	>	=	>	=
50	[2]16%	84%	[1]2%	98%	[1]2%	98%
100	[2]16%	84%	[1]6%	94%	[1]1%	99%
500	[2]20%	80%	[1]4%	96%		

Table 6: *Case*  $d = \sqrt{\log n}$ .

### 8.0.3 Truncated maximal identifiability

By Definition 2.1 we know that  $\mu(G) \leq k - 1$  if there exist two sets  $U$  and  $W$  with *at least one of them* of size at most  $k$  such that  $\mathbb{P}(U) = \mathbb{P}(W)$ . Here we truncate  $\mu$  to the measure  $\mu_\alpha$  defined in such a way that  $\mu_\alpha(G) \leq \alpha - 1$  if there exist two sets  $U$  and  $W$  *both* of size at most  $\alpha$  such that  $\mathbb{P}(U) = \mathbb{P}(W)$ . Searching for sets  $U$  and  $W$  with  $\mathbb{P}(U) = \mathbb{P}(W)$  in the case of  $\mu_\alpha$  is hence computationally easier than for the case of  $\mu$ . We then decide to compare  $\mu_\alpha(G)$  with  $\mu_\alpha(G^A)$  fixing

	5		8		10	
	>	=	>	=	>	=
50	[2]8%	92%	[2]40%	60%	[1]16%	84%
100	[2]18%	82%	[2]39%	61%	[2]18%	82%
500	[2]14%	86%	[2]34%	66%		

Table 7: *Case  $d = \log n$ .*

$G$  as one of the networks considered and generating 30 different  $G^A$  and eventually test  $\mu_\alpha$  on each of these pairs. We fix  $\alpha$  to be the *average degree*  $\lambda(G) = \lambda$  of the graph  $G$  we compute  $\mu_\alpha$  for.

We explain more precisely (see Figure 12) in what error might produce  $\mu_\lambda$  with respect to the real  $\mu$  for a graph  $G$  over  $n$  nodes and why the average degree is a good choice for  $\alpha$ .

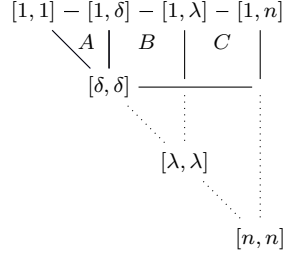


Figure 12: *The matrix  $M$ .*

Consider an  $n \times n$  matrix  $M$  containing the following data: the entry  $(i, j)$  is the set of all possible pairs  $(U, W)$  with  $U, W \subseteq V$ ,  $U \neq W$  such that  $|U| = i$  and  $|W| = j$ .  $M$  is symmetric and we are interested only in one of its half, say the upper part that we call  $M$  (since the whole matrix will be never in use). For two integers  $\delta$  and  $\lambda$ ,  $1 \leq \delta \leq \lambda \leq n$  let:  $M[\delta]$  be the sub-matrix of  $M$  between rows 1 and  $\delta$  (Zones A, B and C in Figure 12);  $M[\delta, \lambda]$  be the sub-matrix of  $M$  between row  $\delta$  and column  $\lambda$  (Zones A and B in Figure 12);  $M[\delta, \lambda^+]$  be the sub-matrix of  $M$  where rows are up to  $\delta$  and columns greater than  $\lambda$  (Zone C in Figure 12). Since  $\mu(G) \leq \delta(G) = \delta + 1$ , then there exists a pair  $(i, j)$  in  $M[\delta]$  (i.e. in Zones A, B and C of  $M$ ) such that  $\mathbb{P}(U) = \mathbb{P}(W)$ . Searching only for  $\mu_\lambda$  corresponds to the restricted search over only Zones A and B of  $M$ , i.e.  $M[\delta, \lambda]$ . Hence the potential error of this search is only in the pairs in  $M[\delta, \lambda^+]$  (i.e. Zone C). This quantity decreases while  $\lambda - \delta$  is growing. More precisely, in each entry  $M[i, j]$  of  $M$  we are storing  $\zeta(i, j) = \binom{n}{i} \left[ \binom{n}{j} - 1 \right]$  pairs. Hence in  $M[\delta, \lambda^+]$  we have  $\sum_{i=1}^{\delta} \sum_{j=\lambda+1}^n \zeta(i, j)$  pairs, while the search space for the real  $\mu$  (Zones A, B and C) is of cardinality  $\sum_{i=1}^{\delta} \sum_{j=i}^{\delta} \zeta(i, j) + \sum_{i=1}^{\delta} \sum_{j=\delta}^n \zeta(i, j)$ . Hence the maximal fraction of pairs on which  $\mu_\lambda$  can fail with respect to  $\mu$  is:

$$\frac{\sum_{i=1}^{\delta} \sum_{j=\lambda+1}^n \zeta(i, j)}{\sum_{i=1}^{\delta} \sum_{j=i}^{\delta} \zeta(i, j) + \sum_{i=1}^{\delta} \sum_{j=\delta}^n \zeta(i, j)}.$$

In the Tables 8, 9 and 10 we collect data on 30 tests showing the percentage of cases of where  $\mu_{\lambda(G)}$  is equal to the values indicated in the columns. For these Tables we consider only the case where  $d = \log N$ . In the square bracket (e.g.  $[3]G$ ) we indicate the average degree of the graph.

$G \setminus \mu_\lambda$	0	1	2
$[2]G$	100%	0%	0%
$[4]G^A$	0%	65%	55%

Table 8: *Claranet*,  $|V| = 15$ .

$G \setminus \mu_\lambda$	0	1	2
$[4]G$	0%	13%	86%
$[4]G^A$	0%	6%	93%

Table 9: *GridNetwork*,  $|V| = 7$ .

$G \setminus \mu_\lambda$	0	1	2
$[2]G$	100%	0%	0%
$[3]G^A$	0%	100%	0%

Table 10: *EuNetwork*,  $|V| = 7$ .

#### 8.0.4 Random monitors

MDMP is a simple heuristic for monitor placement. However the lower bound of Theorem 5.4 holds for any monitor placement. We try to give some evidence that **Agrid** is a good strategy for boosting maximal identifiability independently of where monitors are placed. In the following Tables we collect results for percentage of values of  $\mu(G)$  on 20 random placements of monitors both in  $G$  and  $G^A$ . Tables 11, 12 and 13 show that moving to  $G^A$  gives an improvement in the maximal identifiability, independently of the monitor placement. Also in this case the data are computed only for the most significative case of  $\log N$ .

$G \setminus \mu$	0	1	2
$G$	20%	80%	0%
$G^A$	0%	0%	100%

Table 11: *Claranet*,  $|V| = 15$ ,  $m, \mathfrak{M}, d = 3$ .

$G \setminus \mu$	0	1	2
$G$	100%	0%	0%
$G^A$	0%	80%	20%

Table 12: *EuNetworks*,  $|V| = 14$ ,  $m, \mathfrak{M}, d = 3$ .

$G \setminus \mu$	0	1	2
$G$	0%	100%	0%
$G^A$	0%	10%	90%

Table 13: *GetNet*,  $|V| = 9$ ,  $m, \mathfrak{M}, d = 3$ .

## 9 Discussion

**DLP paths.** First notice that if we need to consider the single node  $v$  as a potential path, then this should be viewed as a *degenerate loop-path* made by the loop edge  $(vv)$ . This is because an end-to-end measurement path starting and ending in the same monitor defines a loop. Inclusion of DLPs among the allowed paths may have important effects on the maximal identifiability: If  $v$  is a DLP node, then the set  $\{v\}$  would have a maximal *local* identifiability, as high as the total number of nodes in the set of paths. This is because the "path" made by  $v$  alone distinguishes the set  $\{v\}$  from any other set of nodes different from  $\{v\}$ . Hence DLPs allow to trivially reach high local-identifiability on nodes which are DLPs. DLP were implicitly used in several previous works to raise the maximal identifiability by placing monitors appropriately. However we think that from the point of view of capturing the combinatoric of maximal identifiability of graph topologies DLP are essentially not influent. We list some reasons that justify our decision of not considering them in our analysis: (1) if all nodes in  $G$  were DLP, we would trivially solve the problem of identifying node failures. We call this a *DLP-strategy* for monitor placement ; (2) Notice that: (1)DLP nodes can be immediately verified for a failure (and corresponding equations immediately solved) independently of the rest of the topology. (3) DLP nodes allow to distinguish sets of paths  $\mathbb{P}(U)$  and  $\mathbb{P}(W)$  for  $U$  and  $W$  *differing on  $v$* . But to infer node failure *globally* in a topology, DLP nodes are as relevant as any other node; (3) To use a DLP-strategy, any node of  $G$  must be linked to two monitors.

This is highly not efficient and it makes the identifiability problem trivial and unrelated from the set of paths; (4) The asymmetry to *force* a single node as a path creates side-effects in studying identifiability with respect to a set of measurement paths corresponding to *real paths* in a graph  $G$ .

**Routing mechanisms.** As discussed in [18] controllable routing is a main issue in end-to-end path measurement. In [14] it was recently introduced XPath a practical way to implement explicit path control. Details can be found on both [18] and [14]. In our case we briefly mention that XPath can easily implement the routing  $CAP^-$  (as well as CSP). Since it explicitly identifies an end-to-end path with a path ID and preinstalls all the desired path IDs between any source-destination pairs in order to recognize if the signal is received through a valid path, hence it is sufficient to disallow DLP paths in the ID table stored by XPath in receiving nodes to implement  $CAP^-$ . Of course XPath is designed specifically to handle efficiently small sets of paths in network with a huge number of paths. Nevertheless it can be perfectly applied to our case; for example guaranteeing that the paths  $\mathbb{P}(G^A|\chi^A)$  in the network output of **Agrid** are under the specified routing mechanism.

**Further research.** We shortly address some directions related to our approach which might be further explored in the analysis of identifiability of failure nodes. In 1982 [22] showed that for  $k \geq 3$  to test if a partial order has dimension  $\leq k$  is *NP*-complete. Nevertheless there are some algorithms to compute the dimension of poset [23, 21] which are practically used. It would be interesting to further explore connections between boolean network tomography and poset dimension theory to get better estimates on the maximal identifiability for DAG network topologies. It is a well-known result [19] that planar graphs over  $n$  nodes can be embedded through a straight line embedding into a  $(n-2) \times (n-2)$  2-dimensional grid. It seems not difficult to see that our results on embeddability can be generalized to obtain a lower bound of 2 for the maximal identifiability when a network is a planar graph. Connections with dimension might also be explored in the case of planar networks [10]. A  $k$ -Transitive-Closure-Spanner of a graph  $G$  is a graph  $H$  with a small diameter -  $k$ - that preserves the connectivity of the original graph. The edges of the transitive closure of  $G$ , added to  $G$  to obtain a TC-spanner, are called shortcuts and the parameter  $k$  is called the *stretch*. These graphs and their relations with dimension of poset were recently studied in [3]. From our results it is clear that adding edges to a graph  $G$  can strength the potential of failure identifiability. Are  $k$ -TC-Spanners and in particular Steiner- $k$ -TC-Spanners (see [3]) useful to maximize failure identifiability of a network?

**Agrid** might be explored using different heuristics: for example (1) adding edges to a node  $v$  only with nodes of degree at most  $d-1$ ; (2) adding edges between nodes  $u$  and  $v$  only if their shortest distance is greater than a given value; (3) adding edges only if a planarity condition is respected. An interesting question, relevant to apply XPath with **Agrid**, is how to efficiently determine the minimum number of measurement paths sufficient to identify all the failures after **Agrid** is applied. Finally, new connections between maximal node identifiability and vertex connectivity were recently found in [12] which can be further explored in connection with embeddability.

## Acknowledgments

We thank Liang Ma and Michele Zito for discussions about this work and Viviana Arrigoni, Annalisa Massini and Michele Zito for reading different versions of this work and sending us their comments which contribute to improve the paper.

## References

- [1] Internet topology zoo. univeristy of adelaide. <http://www.topology-zoo.org/>, 2018.
- [2] N. Bartolini, T. He, V. Arrigoni, A. Massini, and H. Khamfroush. On fundamental bounds of failure identifiability by boolean network tomography. *CoRR*, abs/1903.10636, 2019.
- [3] P. Berman, A. Bhattacharyya, E. Grigorescu, S. Raskhodnikova, D. P. Woodruff, and G. Yaroslavtsev. Steiner transitive-closure spanners of low-dimensional posets. *Combinatorica*, 34(3):255–277, 2014.
- [4] T. Bu, N. G. Duffield, F. L. Presti, and D. F. Towsley. Network tomography on general topologies. In ACM, editor, *Proceedings of SIGMETRICS*, pages 21–30, 2002.
- [5] N. G. Duffield. Simple network performance tomography. In *Proceedings of the 3rd ACM SIGCOMM Internet Measurement Conference, IMC 2003, Miami Beach, FL, USA, October 27-29, 2003*, pages 210–215. ACM, 2003.
- [6] N. G. Duffield. Network tomography of binary network performance characteristics. *IEEE Trans. Information Theory*, 52(12):5373–5388, 2006.
- [7] N. G. Duffield and F. L. Presti. Network tomography from measured end-to-end delay covariance. *IEEE/ACM Trans. Netw.*, 12(6):978–992, 2004.
- [8] B. Dushnik and E. W. M. Source. Partially ordered sets. *American Journal of Mathematics*, 63(3):600–610, 1941.
- [9] M. Ettehad, N. Duffield, and G. Berkolaiko. Optimizing consistent merging and pruning of subgraphs in network tomography. *CoRR*, abs/1908.03519, 2019.
- [10] S. Felsner and W. T. Trotter. Posets and planar graphs. *Journal of Graph Theory*, 49(4):273–284, 2005.
- [11] N. Galesi and F. Ranjbar. Tight bounds for maximal identifiability of failure nodes in boolean network tomography. In *38th IEEE International Conference on Distributed Computing Systems, ICDCS 2018, Vienna, Austria, July 2-6, 2018*, pages 212–222. IEEE Computer Society, 2018.
- [12] N. Galesi, F. Ranjbar, and M. Zito. Vertex-connectivity for node failure identification in boolean network tomography. In *ALGOSENSORS - LNCS (To appear)*, 2019.
- [13] T. He, A. Gkelias, L. Ma, K. K. Leung, A. Swami, and D. Towsley. Robust and efficient monitor placement for network tomography in dynamic networks. *IEEE/ACM Trans. Netw.*, 25(3):1732–1745, 2017.
- [14] S. Hu, K. Chen, H. Wu, W. Bai, C. Lan, H. Wang, H. Zhao, and C. Guo. Explicit path control in commodity data centers: Design and applications. *IEEE/ACM Trans. Netw.*, 24(5):2768–2781, 2016.
- [15] L. Ma, T. He, A. Swami, D. Towsley, and K. K. Leung. On optimal monitor placement for localizing node failures via network tomography. *Perform. Eval.*, 91:16–37, 2015.

- [16] L. Ma, T. He, A. Swami, D. Towsley, and K. K. Leung. Network capability in localizing node failures via end-to-end path measurements. *IEEE/ACM Trans. Netw.*, 25(1):434–450, 2017.
- [17] L. Ma, T. He, A. Swami, D. Towsley, K. K. Leung, and J. Lowe. Node failure localization via network tomography. In *Proceedings of the 2014 Internet Measurement Conference, IMC 2014, Vancouver, BC, Canada, November 5-7, 2014*, pages 195–208. ACM, 2014.
- [18] W. Ren and W. Dong. Robust network tomography: K-identifiability and monitor assignment. In *35th Annual IEEE International Conference on Computer Communications, INFOCOM 2016, San Francisco, CA, USA, April 10-14, 2016*, pages 1–9. IEEE, 2016.
- [19] W. Schnyder. Embedding planar graphs on the grid. In *Proceedings of the First Annual ACM-SIAM Symposium on Discrete Algorithms, SODA '90*, pages 138–148, Philadelphia, PA, USA, 1990. Society for Industrial and Applied Mathematics.
- [20] B. W. Schröder. *Ordered Sets: an introduction*. Birkhäuser, 1966.
- [21] W. T. Trotter and J. I. M. Jr. The dimension of planar posets. *J. Comb. Theory, Ser. B*, 22(1):54–67, 1977.
- [22] J. Yáñez and J. Montero. A poset dimension algorithm. *J. Algorithms*, 30(1):185–208, 1999.
- [23] M. Yannakakis. The complexity of the partial order dimension problem. *SIAM Journal on Algebraic Discrete Methods*, 3(3):351–358, 1982.