

# NEARLY OPTIMAL BAYESIAN SHRINKAGE FOR HIGH DIMENSIONAL REGRESSION

BY QIFAN SONG\* AND FAMING LIANG†

*Purdue University*

During the past decade, shrinkage priors have received much attention in Bayesian analysis of high-dimensional data. In this paper, we study the problem for high-dimensional linear regression models. We show that if the shrinkage prior has a heavy and flat tail, and allocates a sufficiently large probability mass in a very small neighborhood of zero, then its posterior properties are as good as those of the spike-and-slab prior. While enjoying its efficiency in Bayesian computation, the shrinkage prior can lead to a nearly optimal contraction rate and selection consistency as the spike-and-slab prior. Our numerical results show that under posterior consistency, Bayesian methods can yield much better results in variable selection than the regularization methods, such as Lasso and SCAD. We also establish a Bernstein von-Mises type results comparable to Castillo et al (2015), this result leads to a convenient way to quantify uncertainties of the regression coefficient estimates, which has been beyond the ability of regularization methods.

**1. Introduction.** The dramatic improvement in data collection and acquisition technologies during the last two decades has enabled scientists to collect a great amount of high-dimensional data. Due to their intrinsic nature, many of the high-dimensional data, such as omics data and SNP data, have a much smaller sample size than their dimension (a.k.a. small- $n$ -large- $p$ ). Toward an appropriate understanding of the system underlying the small- $n$ -large- $p$  data, variable selection plays a vital role. In this paper, we consider the problem of variable selection for the high-dimensional linear regression

$$(1.1) \quad \mathbf{y} = \mathbf{X}\boldsymbol{\beta} + \sigma\boldsymbol{\varepsilon},$$

where  $\mathbf{y}$  is an  $n$ -dimensional response vector,  $\mathbf{X}$  is an  $n$  by  $p$  design matrix,  $\boldsymbol{\beta}$  is the vector of regression coefficients,  $\sigma$  is the standard deviation,

---

\*Supported in part by grant CTSL-208597 from Indiana Clinical Translational Sciences Institute.

†Supported in part by the NSF grants DMS-1545202 and DMS-1545738, and the NIH grant R01GM117597.

*MSC 2010 subject classifications:* Primary 62J07; secondary 62F15

*Keywords and phrases:* Bayesian Variable Selection; Absolutely Continuous Shrinkage Prior; Heavy Tail; Posterior Consistency; High Dimensional Inference.

and  $\varepsilon$  follows  $N(0, I_n)$ . This problem has received much attention in the recent literature. Methods have been developed from both frequentist and Bayesian perspectives. The frequentist methods are usually regularization-based, which enforce the model sparsity through imposing a penalty on the native log-likelihood function. For example, Lasso [51] employs a  $L_1$ -penalty, elastic net [66] employs a combination of  $L_1$  and  $L_2$  penalty, [17] employs a smoothly clipped absolute deviation (SCAD) penalty, [62] employs a mini-max concave penalty (MCP), and [49] employs a reciprocal  $L_1$ -penalty. In general, these penalty functions encourage model sparsity, which tend to shrink the coefficients of false predictors to exactly zero. Under appropriate conditions, consistency can be established for both variable selection and parameter estimation.

The Bayesian methods encourage sparsity of the *posteriori* model through choosing appropriate prior distributions. A classical choice is the spike-and-slab prior,  $\beta_j \sim rh(\beta_j) + (1-r)\delta_0(\beta_j)$ , where  $\delta_0(\cdot)$  is the degenerated “spike distribution” at zero,  $h(\cdot)$  is an absolutely continuous “slab distribution”, and  $r$  is the prior mixing proportion. Generally, it can be equivalently represented as the following hierarchical prior,

$$(1.2) \quad \xi \sim \pi(\xi), \quad \beta_\xi \sim h_\xi(\beta_\xi), \quad \beta_{\xi^c} \equiv 0,$$

for some multivariate density function  $h_\xi$ , where  $\xi$  denotes a subset model,  $\beta_\xi$  and  $\beta_{\xi^c}$  denote the coefficient vectors of the covariates included in and excluded from the model  $\xi$ , respectively. The theoretical properties of prior (1.2) have been thoroughly investigated [46, 32, 31, 35, 41, 48, 61, 10, 39]. Under proper choices of  $\pi$  and  $h_\xi$ , the spike-and-slab prior achieves (near-) optimal contraction rate, model selection consistency.

Alternative to the hierarchical priors, some shrinkage priors have been proposed for (1.1) motivated by the equivalence between the regularization estimator and the maximum *a posteriori* (MAP) estimator, see e.g. the discussion in [51]. Examples of such priors include the Laplace prior [43, 28], horseshoe prior [9], structuring shrinkage prior [25], double Pareto shrinkage prior [3] and Dirichlet Laplace prior [6]. Compared to the hierarchical priors, the shrinkage prior is conceptually much simpler. The former involves specification of the priors for a large set of models, while the latter does not involve this issue as for which only a single model is considered. Consequently, for the hierarchical priors, a trans-dimensional MCMC sampler is required for simulating the posterior from a huge space of submodels, and this has constituted the major obstacle for the use of Bayesian methods in high-dimensional variable selection. While for the shrinkage priors, since only a single model is considered in posterior simulations, some gradient-

based MCMC algorithms, such as Hamiltonian Monte Carlo [15, 42] and its Reimann manifold variant [24], can potentially be used to accelerate the simulation.

Despite the popularity and potential advantages of shrinkage priors, few work have been done to study their theoretical properties. It is still unclear if the shrinkage priors or which types of shrinkage priors can lead to posterior consistency. Bayesian community already realized that Bayesian Lasso is not a good choice. [6, 10] showed that the  $L_2$  contraction rate for Bayesian Lasso is suboptimal, and we also find that under regularity conditions, the posterior of Bayesian Lasso is actually inconsistent in the  $L_1$  sense (This result is presented in the supplementary document). Therefore, many other choices of shrinkage prior have been proposed [1, 2, 6, 9, 23, 25, 26]. But the theoretical investigation in these works focuses on either the case of slowly increasing  $p$ , i.e.,  $p = o(n)$  [2, 7, 20, 65], or the normal means models [6, 23, 54, 55]. When  $p > n$ , the non-invertibility and the eigen structure of design matrix complicate the analysis, and the results derived from normal means models don't trivially apply to regression problem. Furthermore, most of the Bayesian works for normal means models [54, 6, 11] aimed to obtain a minimax  $O(\sqrt{s \log(n/s)})$  contraction rate. A recent preprint [47] shows that for normal means problem, *any estimator  $\hat{\beta}$  which asymptotically guarantees no false discovery, at the best, has an estimation rate of  $O(\sqrt{s \log n})$* . This frequentist assertion implies that these existing Bayesian approaches can not consistently recover the underlying sparsity structure [also refer to theorem 3 of [56] and theorem 3.4 of [6]]. But under the framework of regression, selection consistency is an important issues.

In this work, we lay down a theoretical foundation of Bayesian high-dimensional linear regression with shrinkage priors. Instead of focusing on certain types of shrinkage priors, we investigate sufficient conditions of posterior consistency for general shrinkage priors. We show that if the prior density has a dominating peak around zero, and a heavy and flat tail, then its theoretical properties are as good as the spike-and-slab prior: its contraction rate is near-optimal, selection is consistent, and posterior follows certain BvM-type phenomenon. We verify two appropriate classes of shrinkage prior for high dimensional regression models, one is polynomially decaying prior distribution, and the other is the two-Gaussian-mixture prior [19]. Our numerical results indicate that the Bayesian method with a consistent shrinkage prior can lead to more accurate results in variable selection than regularization methods.

We would also mention some other relative Bayesian works for high dimensional shrinkage priors. [13] used DL prior for high dimensional factor

models under  $p \gg n$ , but their results only allow the magnitude of true parameters to increase very slowly with respect to  $n$ . [5] studied the prediction risk under high dimensional shrinkage prior, rather than the posterior properties of  $\beta$ . During the revision of this work, one thesis work [59] studied the shrinkage prior for high dimensional spline regression, and logistic regression, following the technical tools developed in this paper.

The rest of the paper is organized as follows. Section 2 presents the main theoretical results of this paper, where we lay down the theory of posterior consistency for high-dimensional linear regression with shrinkage priors. Section 3 applies these theorems to several general classes of continuous prior distributions, and establishes the posterior consistency for several types of commonly used shrinkage priors. Section 4 discusses some important practical issues on Bayesian high dimensional shrinkage, and demonstrates the performance of shrinkage priors using a toy example. Section 5 presents simulation studies, as well as a real data application with shrinkage prior. Section 6 concludes the paper with a brief discussion. The Appendix gives the proofs of the main theorems.

**2. Main Theoretical Results.** *Notation.* In what follows, we rewrite the dimension  $p$  of the model (1.1) by  $p_n$  to indicate that the number of covariates can increase with the sample size  $n$ . We use superscript  $*$  to indicate true parameter values, e.g.  $\beta^*$  and  $\sigma^*$ . For simplicity, we assume that the true standard deviation  $\sigma^*$  is unknown but fixed, and it doesn't change as  $n$  grows. For vectors, we let  $\|\cdot\|$  denote the  $L_2$ -norm; let  $\|\cdot\|_1$  denote the  $L_1$ -norm; let  $\|\cdot\|_\infty$  denote the  $L_\infty$  norm, i.e. the maximum absolute value among all entries of the vector; and let  $\|\cdot\|_0$  denote the  $L_0$  norm, i.e. the number of non-zero entries. As in (1.2), we let  $\xi \subset \{1, 2, \dots, p_n\}$  denote a subset model, and let  $|\xi|$  denote the size of the model  $\xi$ . We let  $s$  denote the size of the true model, i.e.,  $s = \|\beta^*\|_0 = |\xi^*|$ . We let  $\mathbf{X}_\xi$  denote the sub-design matrix corresponding to the model  $\xi$ , and let  $\lambda_{\max}(\cdot)$  and  $\lambda_{\min}(\cdot)$  denote the largest and smallest eigenvalues of a square matrix, respectively. We let  $1(\cdot)$  denote the indicator function. For two positive sequences  $a$ , and  $b$ ,  $a \prec b$  means  $\lim a/b = 0$ ,  $a \asymp b$  means  $0 < \liminf a/b \leq \limsup a/b < \infty$ , and  $a \preceq b$  means  $a \prec b$  or  $a \asymp b$ . We use  $\{\epsilon_n\}$  to denote the Bayesian contraction rate which satisfies  $\epsilon_n \prec 1$ .

2.1. *Posterior Consistency.* The posterior distribution for model (1.1) follows a general form:

$$\pi(\beta, \sigma^2 | D_n) \propto f(\beta, \sigma^2; D_n) \pi(\beta, \sigma^2),$$

where  $f(\boldsymbol{\beta}, \sigma^2; D_n) \propto \sigma^{-n} \exp(-\|\mathbf{y} - \mathbf{X}\boldsymbol{\beta}\|^2/2\sigma^2)$  is the likelihood function of the observed data  $D_n = (\mathbf{X}, \mathbf{y})$ , and  $\pi(\boldsymbol{\beta}, \sigma^2)$  denotes the prior density of  $\boldsymbol{\beta}$  and  $\sigma^2$ . Consider a general shrinkage prior:  $\sigma^2$  is subject to an inverse-gamma prior  $\sigma^2 \sim \text{IG}(a_0, b_0)$ , where  $a_0$  and  $b_0$  denote the prior-hyperparameters; and conditional on  $\sigma^2$ ,  $\boldsymbol{\beta}$  has independent prior for each entry, with an absolutely continuous density function of the form

$$(2.1) \quad \pi(\boldsymbol{\beta}|\sigma^2) = \prod_j [g_\lambda(\beta_j/\sigma)/\sigma],$$

where  $\lambda$  is some tuning parameter(s). Then it is to easy to derive

$$(2.2) \quad \begin{aligned} \log \pi(\boldsymbol{\beta}, \sigma^2|D_n) = & C + \sum_{j=1}^{p_n} \log g_\lambda \left( \frac{\beta_j}{\sigma} \right) - (n/2 + p_n/2 + a_0 + 1) \log(\sigma^2) \\ & - \frac{2b_0 + \|\mathbf{y} - \mathbf{X}\boldsymbol{\beta}\|^2}{2\sigma^2}, \end{aligned}$$

for some additive constant  $C$ .

The shape and scale of the pdf  $g_\lambda$  play a crucial role for posterior consistency. Intuitively, we may decompose the parameter space  $\mathbb{R}^{p_n}$  into three subsets: neighborhood set  $B_1 = \{\|\boldsymbol{\beta} - \boldsymbol{\beta}^*\| \leq \epsilon_n\}$ , “overfitting” set  $B_2 = \{\|\mathbf{X}(\boldsymbol{\beta} - \boldsymbol{\beta}^*) - \boldsymbol{\epsilon}\| \lesssim \sigma^* \sqrt{n}\} \setminus B_1$  and the rest  $B_3$ . Heuristically, the likelihood  $f(B_2) \gtrsim f(B_1) \gtrsim f(B_3)$  for any  $\boldsymbol{\beta}_i \in B_i$ ,  $i = 1, 2, 3$ . Therefore, to drive the posterior mass toward the set  $B_1$ , it is sufficient to require that  $\pi(B_1) \gg \pi(B_2)$ , and ratio  $\pi(B_1)/\pi(B_3)$  is not too tiny. In other words, the prior should 1) assign at least a minimum probability mass around  $\boldsymbol{\beta}^*$ , and 2) assign tiny probability mass over the overfitting set. However, under high dimensional settings, the “overfitting” set is geometrically intractable (and it expands to infinite) due to the arbitrariness of eigen-structure of the design matrix. Therefore, analytically, it is difficult to directly study the prior on “overfitting” set. One possible way to control the prior on “overfitting” set, is to impose a strong prior concentration for each  $\beta_j$ , such that the most of the prior mass is allocated on the “less-complicated” models under certain complexity measure. Under regular identifiability conditions, overfitting models are always complicated, hence prior on “overfitting” models is small. But it is worthy noting that overfitting models are subset of all complicated models, and strong prior concentration is only a sufficient condition. When the geometry of overfitting set is easier to handle, e.g. under  $p_n = o(n)$  or normal means models, overfitting set is still an neighborhood set of  $\boldsymbol{\beta}^*$  (potentially it is annulus-shaped), then it is absolutely unnecessary to require

a strong prior concentration, and one only need to impose conditions on the local shape of prior around  $\beta^*$ . see [20, 12, 56]. This is also the key difference between high dimensional models and slowly increasing models/normal means models.

Before rigorously studying the properties of the posterior distribution, we first state some regularity conditions on the eigen-structure of the design matrix  $\mathbf{X}$ :

- $A_1(1)$  : All the covariates are uniformly bounded. For simplicity, we assume they are all bounded by 1.
- $A_1(2)$  : The dimensionality is high:  $p_n \succcurlyeq n$ ;
- $A_1(3)$  : There exist some integer  $\bar{p}$  (depending on  $n$  and  $p_n$ ) and fixed constant  $\lambda_0$ , such that  $\bar{p} \succcurlyeq s$ , and  $\lambda_{\min}(\tilde{\mathbf{X}}^T \tilde{\mathbf{X}}) \geq n\lambda_0$  for any subset model  $|\xi| \leq \bar{p}$ .

**Remarks:**  $A_1(1)$  implies that  $\lambda_{\max}(\mathbf{X}^T \mathbf{X}) = \text{tr}(\mathbf{X}^T \mathbf{X}) \leq np$ .  $A_1(3)$  has been often used in the literature to overcome the non-identifiability of  $\beta$ , see e.g., [41, 62, 49]. And this condition is equivalent to lower bounded compatibility number condition used in [10]. In general,  $\bar{p}$  should be much smaller than  $n$ . For example, for an  $n \times n$ -design matrix with all entries iid distributed, the Marchenko-Pastur law states that the empirical distribution of the eigenvalues of the corresponding sample covariance matrix converges to  $\mu(x) \propto \sqrt{(2-x)/x}1(x \in [0, 2])$ . The random matrix theory typically allows  $\bar{p} \asymp n/\log p_n$  with a high probability when the rows of  $\mathbf{X}$  are independent isotropic sub-Gaussian random vectors (Refer to Lemma 6.1 of [41] and Theorem 5.39 of [58]).

The next set of assumptions concerns the sparsity of  $\beta^*$ , and magnitude of nonzero entries of  $\beta^*$ .

- $A_2(1)$  :  $s \log p_n \prec n$ , where  $s$  is the size of the true model, and  $M$  is some fixed constant.
- $A_2(2)$  :  $\max\{|\beta_j^*/\sigma^*|\} \leq \gamma_3 E_n$  for some fixed  $\gamma_3 \in (0, 1)$ , and  $E_n$  is nondecreasing with respect to  $n$ .

**Remarks:** The condition  $A_2(1)$  is regularly used in many high dimensional literature, it restricts the growth of sparsity to be of  $o(n/\log p_m)$ . The condition  $A_2(2)$  essentially constrains the asymptotic growth of the nonzero true coefficient, such that  $\max\{|\beta_j^*|\} \preccurlyeq E_n$ .

Next theorem, we provide sufficient conditions for the posterior consistency. From now on, we let the contraction rate  $\epsilon_n = M\sqrt{s \log p_n/n}$  for some fixed constant  $M$ .

**THEOREM 2.1 (Posterior Consistency).** *Consider the linear regression models (1.1) with the design matrix and true  $\beta^*$  satisfying conditions  $A_1$  and  $A_2$ . The  $\sigma^2$  is subject to an inverse-Gamma prior  $IG(a_0, b_0)$ , and the prior of  $\beta$  follows (2.1). If  $g_\lambda$  satisfies*

$$(2.3) \quad \begin{aligned} 1 - \int_{-a_n}^{a_n} g_\lambda(x) dx &\leq p_n^{-(1+u)}, \\ -\log \left( \inf_{x \in [-E_n, E_n]} g_\lambda(x) \right) &= O(\log p_n), \end{aligned}$$

where  $u > 0$  is a constant,  $a_n \asymp \sqrt{s \log p_n/n}/p_n$  and constant  $M$  is large enough, then the posterior consistency holds as follows,

$$(2.4) \quad \begin{aligned} P^* \left( \pi(\|\beta - \beta^*\| \geq c_1 \sigma^* \epsilon_n | D_n) \geq e^{-c_2 n \epsilon_n^2} \right) &\leq e^{-c_3 n \epsilon_n^2}, \quad \text{and} \\ P^* \left( \pi(\|\beta - \beta^*\|_1 \geq c_1 \sqrt{s} \epsilon_n \sigma^* | D_n) \geq e^{-c_2 n \epsilon_n^2} \right) &\leq e^{-c_3 n \epsilon_n^2}, \end{aligned}$$

for some positive constants  $c_1$ ,  $c_2$  and  $c_3$ .

The proof of this theorem is given in the Appendix (Theorem A.1).

The results (2.4) imply that  $\lim E(\pi(\|\beta - \beta^*\| \geq c_1 \sigma^* \epsilon_n | D_n)) = 0$  and  $\lim E(\pi(\|\beta - \beta^*\|_1 \geq c_1 \sigma^* \sqrt{s} \epsilon_n | D_n)) = 0$ . These show that the  $L_2$  and  $L_1$  contraction rates for the posterior of  $\beta$  are  $O(\sqrt{s \log p_n/n})$  and  $O(s \sqrt{\log p_n/n})$ , respectively. These contraction rates are near-optimal (the minimax  $L_2$  rate is  $O(\sqrt{s \log(p_n/s)/n})$  [44]), and no worse than the convergence rates achieved by spike-and-slab Bayesian approaches [10]. In other words, there is no performance loss due to Bayesian shrinkage.

The conditions (2.3) in the above theorem are consistent to our heuristic arguments in the previous paragraphs. The first inequality of (2.3) concerns the prior concentration, it requires that the prior density of  $\beta_j/\sigma$  has a dominating peak inside a tiny interval  $\pm a_n$ . Such a steep prior peak plays the same role of the ‘‘spike’’ in spike-and-slab prior modeling. In literature, [10] assigned the prior for the spike as  $\pi(\xi_j = 1) = O(p_n^{-u})$  with  $u > 1$  (equation (2.2)), [41] employed a SSVS-type prior [19] under which the prior inclusion probability  $\pi(\xi_j = 1) \propto 1/p_n$ , and [61] assigns the spike prior as  $\pi(\xi_j = 1) = O(p_n^{-u})$  with  $u > 0$ . These above prior specifications are comparable to our condition  $\pi(|\beta_j/\sigma| > a_n) = O(p_n^{-(1+u)})$  with  $u > 0$ . Note [41] and [61] seem require less prior concentration, they both impose addition prior concentration condition to bound the model size as  $\pi(|\xi| > O(n/\log p_n)) = 0$ . The second inequality of (2.3) essentially requires the prior density around the true nonzero regression coefficient  $\beta_j^*/\sigma^*$  is at least

$\exp\{-O(\log p_n)\}$ , i.e.  $g_\lambda(\beta_j^*/\sigma^*) \geq \exp\{-c \log p_n\}$  for some positive constant  $c$ . Similar conditions, which require that the prior is “thick” around true parameter value, are regularly used in Bayesian literature [31, 33, 21, 22].

We also want to mention that this prior concentration condition is only sufficient, and in practice, a moderate degree of concentration would also lead to satisfactory results.

Similar theorems can be derived for the fitting error  $\|\mathbf{X}\beta - \mathbf{X}\beta^*\|$ .

**THEOREM 2.2.** *If the conditions of Theorem 2.1 hold, then*

$$(2.5) \quad P^* \left( \pi(\|\mathbf{X}\beta - \mathbf{X}\beta^*\| \geq c_1 \sigma^* \sqrt{n} \epsilon_n | D_n) \geq e^{-c_2 n \epsilon_n^2} \right) \leq e^{-c_3 n \epsilon_n^2},$$

for some positive constants  $c_1$ ,  $c_2$  and  $c_3$ .

To conclude this subsection, we claim that under proper prior specifications, the shrinkage prior can lead to almost the same posterior accuracy as the spike-and-slab prior.

**2.2. Variable Selection Consistency.** In this subsection, we perform a theoretical study on how to retrieve sparsity structure of  $\beta^*$  using shrinkage prior. In order to do so, it is necessary to “sparsify” the continuous posterior distribution induced by the continuous prior. In the literature, this is usually done by 1) hard (or adaptive) thresholding on  $\beta_j$  or on the shrinkage weight  $1/(1 + \lambda_j^2)$  [34, 50, 9, 30], or 2) decoupling shrinkage and selection methods [27, 60]. Note that the second class of approaches intend to incorporate the dependencies between covariates into the sparse posterior summary. All these approaches depend solely on the posterior magnitude, and take no account of the degree of prior concentration.

We propose to use a prior-dependent hard thresholding as  $\tilde{\beta}_j = \beta_j 1(|\beta_j| > \eta_n)$  for some thresholding value  $\eta_n$ . This induces a sparse pseudo posterior  $\pi(\tilde{\beta} | D_n)$ , which thereafter can be used to assess the model uncertainty and conduct variable selection, as if it was induced by a spike-and-slab prior. The correlation structure of  $\pi(\tilde{\beta} | D_n)$  will also reflect the dependencies knowledge of  $\mathbf{X}$ .

First of all, the convergence result of Theorem 2.1 trivially implies that  $E\pi(|\beta_j - \beta_j^*| \geq c_1 \sigma^* \epsilon_n, \text{ for all } j | D_n) = o_p(1)$ . Therefore, if  $\min_{j \in \xi^*} |\beta_j^*| > 2c_1 \sigma^* \epsilon_n$ , and  $\eta_n = c_1 \sigma^* \epsilon_n$ , then,  $E\pi(1(\tilde{\beta}_j = 0) \neq 1(\beta_j^* = 0) \text{ for all } j | D_n) = o_p(1)$ , and  $\pi(\tilde{\beta})$  can consistently select the true model. However, one potential issue of using  $c_1 \sigma^* \epsilon_n$  thresholding is that it greatly alter the theoretical characteristic of  $\pi(\beta | D_n)$ , in the sense that the  $L_2$  contraction rate of  $\pi(\tilde{\beta} | D_n)$  can be as large as  $s\sqrt{\log p_n/n}$  but not  $\sqrt{s \log p_n/n}$ .



Therefore, we consider another choice of  $\eta_n$ . As discussed previously, (2.3) implies a “spike” between  $[-a_n, a_n]$  for the prior of  $\beta/\sigma$ , which plays the same role as the Dirac measure in the spike-and-slab prior. Hence, from the view of prior specification,  $a_n$  distinguishes zero and nonzero coefficients, and it is natural to consider  $\tilde{\beta}_j = \beta_j 1(|\beta_j/\sigma| > a_n)$ . The posterior  $\pi(\tilde{\beta}, \sigma^2)$  thus implies the selection rule as  $\xi(\beta, \sigma^2) = \{j; |\beta_j/\sigma| > a_n\}$ . The following theorem establishes its consistency.

**THEOREM 2.3.** *(Variable selection consistency) Suppose that the conditions of Theorem 2.1 hold under  $a_n \prec \sqrt{\log p_n}/\sqrt{n}p_n$  and  $u > 1$ . Let  $l_n$  be a measure of flatness of the function  $g_\lambda(\cdot)$ ,*

$$l_n = \max_{j \in \xi^*} \sup_{x_1, x_2 \in \beta_j^*/\sigma^* \pm c_0 \epsilon_n} \frac{g_\lambda(x_1)}{g_\lambda(x_2)},$$

where  $c_0$  is some large constant. If  $\min_{j \in \xi^*} |\beta_j^*| > M_1 \sqrt{s \log p_n/n}$  for some sufficiently large  $M_1$  and  $s \log l_n \prec \log p_n$ , then

$$(2.6) \quad P^* \{ \pi[\xi(\beta, \sigma^2) = \xi^* | D_n] > 1 - p_n^{-c_3} \} > 1 - p_n^{-c_4},$$

for some positive constants  $c_3$  and  $c_4 < 2(u - 1)$ .

This theorem is a simple corollary of Theorem A.3 in the appendix. It requires a smaller value of  $a_n$  and larger  $u$ , i.e. a narrower and more concentrated prior peak, compared to Theorem 2.1. Besides the prior concentration and tail thickness, the condition  $s \log l_n \prec \log p_n$  also requires tail flatness, such that the prior density around the true value  $\beta^*/\sigma^*$  is not rugged. This flatness facilitates the analytic studies for posterior of  $\pi(\xi(\beta, \sigma^2) | D_n)$ . Generally speaking, for smooth  $g_\lambda$ , the flatness measure approximately follows  $\log l_n \asymp \max_{j \in \xi^*} \epsilon_n [\log g_\lambda]'(\beta_j^*/\sigma^*) \rightarrow 0$ , where  $[\log g_\lambda]'$  is the first derivative of  $\log g_\lambda$ . In the extreme situation, we can utilize an exactly flat tail, such that  $\log l_n \equiv 0$ . An example could be  $g_\lambda(x) \propto \exp\{-p_\lambda(x)\} 1_{x \in [-E_n, E_n]}$ , where  $p_\lambda(x)$  has the shape of non-concave penalty functions such as SCAD. If  $\log l_n$  is not exactly 0, then the condition  $s \log l_n \prec \log p_n$  also imposes an additional constraint on the sparsity  $s$  other than  $s \prec n/\log p_n$ . Other discussion on  $l_n$  can be found in Section 3.

The result of this theorem also implies a stronger posterior contraction for the false covariates such that their posterior,  $\beta_j \sigma$  is bounded by  $a_n$ .

**2.3. Shape Approximation of the Posterior Distribution.** Another important aspect of Bayesian asymptotics is the shape of the posterior distribution. The general theory on the posterior shape is the Bernstein von-Mises (BvM)

theorem. It claims that the posterior distribution of the parameter  $\theta$  in a regular finite dimensional model is approximately a normal distribution as  $n \rightarrow \infty$ , i.e.,

$$(2.7) \quad \|\pi(\cdot|D_n) - N(\cdot; \hat{\theta}_{\text{MLE}}, (n\hat{I})^{-1})\|_{TV} \rightarrow 0,$$

regardless of the choice of the prior  $\pi(\theta)$ . where  $\pi(\cdot|D_n)$  is the posterior distribution given data  $D_n$ ,  $N(\cdot; \mu, \Sigma)$  denotes the (multivariate) normal distribution,  $\hat{\theta}_{\text{MLE}}$  stands for the maximum likelihood estimator of  $\theta$ ,  $I$  is Fisher's information matrix, and  $\|\cdot\|_{TV}$  denotes the total variation difference between two measures. The BvM theorem provides an important link between the frequentism limiting distribution and the posterior distribution, and it can be viewed as a frequentism justification for Bayesian credible intervals. To be specific, the Bayesian credible intervals are asymptotically equivalent to the Wald confidence intervals, and also have the long-run relative frequency interpretation.

Usually, the BvM theorem holds for fixed dimensional problems. For linear regression (with known  $\sigma^*$ ), the posterior normality always holds under (improper) uniform prior, as  $\pi(\beta|D_n) \sim N((\mathbf{X}^T \mathbf{X})^{-1} \mathbf{X}^T \mathbf{y}, \sigma^{*2} (\mathbf{X}^T \mathbf{X})^{-1})$ , as long as  $p \leq n$  and the matrix  $\mathbf{X}$  is of full rank.

Under  $p_n \gg n$ , to investigate the posterior shape intuitively, we note that the posteriors of all false coefficients are bounded by  $\eta_n$  by Theorem 2.3. Combining this with the fact that  $f(\beta_{\xi^*}, \beta_{(\xi^*)^c}; \mathbf{X}, \mathbf{y}) \approx f(\beta_{\xi^*}, \beta_{(\xi^*)^c} = 0; \mathbf{X}_{\xi^*}, \mathbf{y})$  when  $\|\beta_{(\xi^*)^c}\|_\infty$  is sufficiently small, we have that

$$\begin{aligned} \pi(\beta|D_n) &\propto L(\beta_{\xi^*}, \beta_{(\xi^*)^c} | \mathbf{X}, \mathbf{y}) \pi(\beta_{\xi^*}, \beta_{(\xi^*)^c}) \\ &\approx L(\beta_{\xi^*}; \mathbf{X}_{\xi^*}, \mathbf{y}) \pi(\beta_{\xi^*}) \pi(\beta_{(\xi^*)^c}). \end{aligned}$$

If  $\pi(\beta_{\xi^*})$  is sufficiently flat around  $\beta_{\xi^*}^*$  and acts like a uniform prior, then the low dimensional term  $L(\beta_{\xi^*}; \mathbf{X}_{\xi^*}, \mathbf{y}) \pi(\beta_{\xi^*})$  follows a normal BvM approximation. More rigorously, we have the next theorem.

**THEOREM 2.4.** (*Shape Approximation*) *Assume the conditions of Theorem 2.3 hold, and  $a_n \prec (1/p_n) \sqrt{1/(ns \log p_n)}$ ,  $\lim s \log l_n = 0$ . Let  $\theta = (\beta_{\xi^*}, \sigma^2)^T$ , then with dominating probability,*

$$(2.8) \quad \pi(\beta, \sigma^2 | D_n) \text{ converges in total variation to } \phi(\beta_{\xi^*}; \hat{\beta}_{\xi^*}, \sigma^2 (\mathbf{X}_{\xi^*}^T \mathbf{X}_{\xi^*})^{-1}) \prod_{j \notin \xi^*} \pi(\beta_j | \sigma^2) ig \left( \sigma^2, \frac{n-s}{2}, \frac{\hat{\sigma}^2 (n-s)}{2} \right),$$

where  $\phi$  is the density of multivariate normal distribution,  $ig$  is the density of inverse-gamma distribution and  $\pi(\beta_j | \sigma^2)$  is the conditional prior distribution of  $\beta_j$ .  $\hat{\beta}_{\xi^*}$  and  $\hat{\sigma}^2$  is the MLE of  $\beta_{\xi^*}$  and  $\sigma^2$  given data  $(\mathbf{y}, \mathbf{X}_{\xi^*})$ .

Refer to Theorem A.4 for the proof of this theorem. Its condition is slightly stronger than that of Theorem 2.3; it requires that  $a_n$  is smaller and the prior density  $\log g_\lambda(\cdot)$  is almost constant around the true value of  $\beta_j^*/\sigma^*$ . The following corollary can be easily derived from the above theorem.

**COROLLARY 2.1.** *Under the condition of Theorem 2.4, for any  $j \in \xi^*$ , the marginal posterior of  $\beta_j$  converges to normal distribution  $\phi(\beta_j, \hat{\beta}_j, \sigma^{*2}\sigma_j)$ , where  $\hat{\beta}_j$  in the  $j$ th entry of  $\hat{\beta}_{\xi^*}$ ,  $\sigma_j = [(\mathbf{X}_{\xi^*}^T \mathbf{X}_{\xi^*})^{-1}]_{j,j}$ . Furthermore, if  $s \prec \sqrt{n}$ , the posterior  $\pi(\beta_{\xi^{*c}}, \beta_{\xi^*}, \sigma^2 | D_n)$  converges in total variation to  $\prod_{j \notin \xi^*} \pi(\beta_j | \sigma^2) \phi(\boldsymbol{\theta}, \hat{\boldsymbol{\theta}}, (n\hat{I}))$  with probability approaching 1, where  $\boldsymbol{\theta} = (\beta_{\xi^*}, \sigma^2)^T$ ,  $\hat{\boldsymbol{\theta}} = (\hat{\beta}_{\xi^*}, \hat{\sigma}^2)^T$ , and  $(n\hat{I})^{-1} = \text{diag}(\hat{\sigma}^2(\mathbf{X}_{\xi^*}^T \mathbf{X}_{\xi^*})^{-1}, 2\hat{\sigma}^4/n)$ . In other words, the BvM theorem holds for the parameter component  $(\beta_{\xi^*}, \sigma^2)$ .*

Theorem 2.4 is comparable to the BvM result developed under spike-and-slab prior [10]. Under spike-and-slab prior, then the posterior density of  $\beta$  can be rewritten as a mixture,

$$(2.9) \quad \pi(\beta | D_n) = \sum_{\xi \subset \{1, \dots, p\}} \pi(\xi | D_n) \pi(\beta_\xi | \mathbf{X}_\xi, \mathbf{y}) 1\{\beta_{\xi^c} = 0\},$$

where  $\pi(\beta_\xi | \mathbf{X}_\xi, \mathbf{y}) \propto h_\xi(\beta_\xi) f(\beta_\xi; \mathbf{X}_\xi, \mathbf{y})$ , and  $h_{|\xi|}(\cdot)$  is defined in (1.2). If  $\pi(\xi^* | D_n) \rightarrow 1$ ,  $\pi(\beta | D_n)$  converges to  $\pi(\beta_{\xi^*} | \mathbf{X}_{\xi^*}, \mathbf{y}) 1\{\beta_{\xi^{*c}} = 0\}$ . Furthermore, if  $\pi(\beta_{\xi^*})$  is sufficiently flat, and BvM holds for the low-dimensional term  $\pi(\beta_{\xi^*} | \mathbf{X}_{\xi^*}, \mathbf{y})$ , then it leads to a posterior normal approximation as

$$(2.10) \quad \pi(\beta | D_n) \approx N(\beta_{\xi^*}; \hat{\beta}_{\xi^*}, (\mathbf{X}_{\xi^*}^T \mathbf{X}_{\xi^*})^{-1}) \otimes \delta_0(\beta_{(\xi^*)^c}),$$

where  $\otimes$  denotes product of measure.

Theorem 2.4 and Corollary 2.1 extend the BvM type result from the spike-and-slab prior to shrinkage prior specification. They show that the marginal posterior distribution for true covariates follows the BvM theorem as if under the low dimensional setting, while the marginal posterior for the false covariates can be approximated by its prior distribution. Note that the prior distribution is already highly concentrated, hence the posterior of false covariate being almost same as prior, doesn't contradict our contraction results. Note that Bayesian procedure can be viewed as a process of updating the probabilistic knowledge of parameters. The concentrated prior distribution reflects our prior belief that almost all the predictors are inactive, and (2.8) can be interpreted as that, the Bayesian procedure correctly identifies the true model  $\xi^*$  and updates the distribution of  $\beta_{\xi^*}$  using the data, but

it obtains no evidence to support  $\beta_j \neq 0$  for any  $j \notin \xi^*$  and thus doesn't update their concentrated prior distributions.

Let  $CI_i(\alpha)$  denote the posterior quantile credible interval of the  $i$ th covariate. If  $\pi(\beta|\sigma^2)$  is a symmetric distribution, then Corollary 2.1 implies that

$$(2.11) \quad \begin{aligned} \lim P^*(\beta_i^* \in CI_i(\alpha)) &= 1 - \alpha, \text{ if } i \in \xi^* \text{ and} \\ \lim P^*(0 \in CI_i(\alpha)) &= 1, \text{ if } i \notin \xi^*, \end{aligned}$$

for any  $1 > \alpha > 0$ . This result implies that for the false covariates, the Bayesian credible interval is super-efficient: Asymptotically, it can be very narrow (as the prior is highly concentrated), but has always 100% probability coverage. This is much different from the confidence interval.

It is important to note that Theorem 2.4, and its counterpart (2.10) under spike-and-slab prior, both rely on selection consistency (and beta-min condition), thus drives post-selection Bayesian inference. Therefore, the frequentism coverage of the Bayesian credible interval (first equation of (2.11)) does not hold uniformly for all nonzero  $\beta_i$  values, but only hold for those bounded away from 0. If the beta-min condition is violated, one can rewrite the posterior of shrinkage prior as a mixture distribution similar to (2.9), hence, the corresponding posterior inference will be model-average-based.

These above asymptotic studies are completely different from the frequentist sampling distribution-based inference tool such as debiased Lasso [53, 64]. The de-biased Lasso method established asymptotic normality as

$$(2.12) \quad \sqrt{n}(\hat{\beta} - \beta^*) \xrightarrow{d} N(0, \sigma^{*2} S \mathbf{X}^T \mathbf{X} S^T / n),$$

for any  $\beta^*$ , even when it is arbitrary closed to zero, and  $S$  is some surrogate inverse matrix of the sample covariance. Different from our posterior consistency result, the asymptotic distribution in the right hand sided of (2.12) is a divergent distribution when  $p_n \gg n$ . Our coverage results (2.11) is also different from the Bayesian results delivered in [56] which doesn't depend on selection consistency.

We conjecture that if consistent point estimation and inference of credible intervals are made simultaneously, the credible intervals will be super-efficient for the false covariates due to the sparsity constraints (i.e. the prior distribution) imposed on the regression coefficients. These constraints ensure the consistency of posterior distribution, and thus reduces the variability of the coefficients of false covariates. Based on this understanding, in the framework of consistent high dimensional Bayesian analysis, it seems that a separated post-selection inference procedure (without sparsity constraints)

is necessary to induce correct second-order inference. For example, it can be done in a sequential manner (refer the idea to [37] and [52]): Attempting to add each of the unselected variables to the selected model, and calculating the corresponding credible interval for the unselected variable.

**3. Consistent Shrinkage Priors.** In the previous section, we establish some general theory for shrinkage priors based on abstract conditions. In this section, we will apply these results to several particular types of shrinkage prior, and study their corresponding posterior asymptotics.

The condition (2.3) requires certain balance between prior concentration and tail thickness. First of all, it is easy to see that the Laplace prior fails to satisfy condition (2.3) unless the tuning parameter  $\lambda_n \sim p_n \log p_n / \sqrt{\frac{s \log p_n}{n}}$  and true coefficients are as tiny as  $|\beta_j^*| = O(\sqrt{s \log p_n / n} / p_n)$  for all  $j \in \xi^*$ . Therefore, we first consider the prior specification that has a heavier tail than exponential distribution.

*3.1. Polynomial-tailed Distributions.* We assume that the prior density of  $\beta$  has the form  $\pi(\beta|\sigma^2) = \prod_{i=1}^{p_n} \frac{1}{\lambda_n \sigma} g(\beta_i / \lambda_n \sigma)$ , where  $\lambda_n$  is a scaling hyperparameter, and the density  $g(\cdot)$  is symmetric and polynomial-tailed, i.e.  $g(x) \asymp x^{-r}$  as  $|x| \rightarrow \infty$  for some positive  $r > 1$ . Under the above prior choice, we adapt Theorem 2.1 as follows:

**THEOREM 3.1.** *Assume conditions  $A_1$  and  $A_2$  hold for the linear regression models, and a polynomial-tailed prior is used. If  $\log(E) = O(\log p_n)$ , and the scaling parameter  $\lambda_n$  satisfies  $\lambda_n \leq a_n p_n^{-(u+1)/(r-1)}$ ,  $-\log \lambda_n = O(\log p_n)$  for some  $u > 0$ , then*

- the posterior consistency (2.4) holds when  $a_n \asymp \sqrt{s \log p_n / n} / p_n$ ;
- the model selection consistency (2.6) holds when  $a_n \prec \sqrt{\log p_n} / \sqrt{n} p_n$ ,  $\min_{j \in \xi^*} |\beta_j^*| \geq M_1 \sqrt{s \log p_n / n}$  for sufficient large  $M_1$ ,  $s \log l_n \prec \log p_n$  and  $u > 1$ ;
- the posterior approximation (2.8) holds when  $a_n \prec \sqrt{1 / (ns \log p_n)} / p_n$ ,  $\min_{j \in \xi^*} |\beta_j^*| \geq M_1 \sqrt{s \log p_n / n}$  for sufficient large  $M_1$ ,  $s \log l_n \prec 1$ , and  $u > 1$ .

Note that most commonly used polynomial decaying distributions satisfy  $g(x) = Cx^{-r}L(x)$ , where  $\lim_x L(x) = 1$  with the rate

$$(3.1) \quad |L(x) - 1| = O(x^{-t}), \text{ for some } t \geq 0,$$

then, it is easy to see that if  $\min_{j \in \xi^*} |\beta_j^*| > M_2 \epsilon_n$  for some large  $M_2$ ,  $\lambda_n = O(\epsilon_n)$ , then  $s \log l_n \asymp s \epsilon_n / \min_{j \in \xi^*} |\beta_j^*|$ . Therefore, Theorem 3.1 can be refined as

**COROLLARY 3.1.** *Consider polynomial-tailed prior distributions satisfying (3.1). Assume condition  $A_1$  holds,  $s \log p_n \prec n$ , and  $\log(\max_{j \in \xi^*} |\beta_j^*|) = O(\log p_n)$ . Let the choice of  $\lambda_n$  satisfy  $-\log k_n = O(\log p_n)$ , then*

- *If  $\lambda_n = O\{\sqrt{s \log p_n/n}/p_n^{(u+r)/(r-1)}\}$  with  $u > 0$ , then posterior consistency holds with a nearly optimal contraction rate;*
- *If  $s\sqrt{s \log p_n/n}/\min_{j \in \xi^*} |\beta_j^*| \prec \log p_n$ ,  $\lambda_n \prec \sqrt{\log p_n/n}/p_n^{(u+r)/(r-1)}$  with  $u > 1$ ,  $\min_{j \in \xi^*} |\beta_j^*| \geq M_1 \sqrt{s \log p_n/n}$  for sufficiently large  $M_1$ , then the variable selection consistency holds;*
- *If  $s\sqrt{s \log p_n/n}/\min_{j \in \xi^*} |\beta_j^*| \prec 1$ ,  $\lambda_n \prec \sqrt{1/ns \log p_n}/p_n^{(u+r)/(r-1)}$  with  $u > 1$ ,  $\min_{j \in \xi^*} |\beta_j^*| \geq M_1 \sqrt{s \log p_n/n}$  for sufficiently large  $M_1$ , then the posterior shape approximation holds.*

Theorem 3.1 and Corollary 3.1 show that a nearly optimal contraction rate can be achieved by polynomial-tailed prior specifications for high dimensional linear regression with an appropriate value of  $\lambda_n$ . As suggested by Corollary 3.1, it is sufficient to choose the scale parameter as  $\log \lambda_n \sim -c \log p_n$  for some  $c \ll (u+r)/(r-1)$ , since  $n = O(p_n)$  and  $s = o(p_n)$ . Compared with the choice  $\lambda_n = (s/p)\sqrt{\log(p/s)}$  under normal means models [54, 23], we comment that a stronger prior concentration is required for regression models. Our results allow the maximum magnitude of nonzero coefficients to increase up to a polynomial of  $p_n$ . In contrast, DL prior only allows  $|\beta_j^*|$  to increase with a logarithmic order of  $n$  [6]. It is worth to note that the bounded condition on  $|\beta_j^*|$  is not always necessary when polynomial decaying prior is used. Especially, under normal means models, when  $\mathbf{X} = I$ , one can show that such condition is not redundant [54, 23]. But under general regression settings, such condition may be necessary due to the dependencies among covariates. One should also notice that selection consistency or posterior normality result requires an additional condition on the true sparsity  $s$ . For example, if  $\min_{j \in \xi^*} |\beta_j^*| > C$  for some constant  $C$ , selection consistency (posterior normality) requires  $s^3 \prec n \log^2 p_n$  ( $s^3 \prec n/\log p_n$ ). The reason we need this unpleasant condition is that the polynomial decaying prior modeling utilizes only one scaling hyperparameter. Although this simplifies the modeling part, we lose control on the shape, or tail flatness, of the prior distribution. If we utilize both scaling and shape hyperparameters in prior modeling, the conditions can be improved, as seen in Section 3.2.

For the convenience of posterior sampling, one way to construct polynomial decaying  $s$  is to design a hierarchical scale mixture of Gaussian distribution as

$$(3.2) \quad \beta_j \sim N(0, \lambda_j^2 \sigma^2), \quad \lambda_j^2 \sim \pi_{s_n}(\lambda_j^2), \quad \text{independently for all } j,$$

where  $s_n$  is the scaling hyperparameter of the mixing distribution  $\pi_{s_n}(\cdot)$ , i.e.,  $\pi_{s_n}(\cdot) = \pi_1(\cdot/s_n)/s_n$ . Equivalently,  $\sqrt{s_n}$  is the scaling parameter for the marginal prior of  $\beta_j$ . The scale mixture of Gaussian distributions can also be viewed as a local-global shrinkage prior, where  $\lambda_j^2$  is the local shrinkage parameters, and  $s_n$  is a deterministic global shrinkage parameter. As shown in the next lemma, the tail behavior of the marginal distribution of  $\beta_j$  is determined by the tail behavior of  $\pi_1$ .

**LEMMA 3.1.** *If the mixing distribution  $\pi_{s_n}(\cdot)$  is a polynomial-tailed distribution satisfying  $\pi_1(\lambda^2) = C\lambda^{-2\tilde{r}}\tilde{L}(\lambda^2)$  and  $|\tilde{L}(\lambda^2) - 1| = O((\lambda^2)^{-\tilde{t}})$ , then the marginal prior distribution of  $\beta_j$  induced by (3.2) is polynomial-tailed with order  $2\tilde{r} - 1$  and satisfies  $|L(x) - 1| = O(x^{-2\tilde{t}})$ , where  $L$  is defined in (3.1).*

The proof of this lemma is trivial and hence omitted in this paper.

Combining the above lemma and Corollary 3.1, it is sufficient to assign  $\lambda_j^2$  a polynomial-tailed distribution and properly choose the scale parameter  $s_n$  such that  $\sqrt{s_n}$  is decreasing and satisfies the conditions in Corollary 3.1. [23] also studied scaled mixture Gaussian prior (3.2) for normal means models and achieved rate-minimax contraction. But their results only apply to the case that the polynomial order  $\tilde{r}$  of  $\pi_1(\lambda_j^2)$  is between 1.5 and 2, but our result is more general and valid for any  $\tilde{r} > 1$ .

In what follow, we list some examples of polynomially decaying prior distributions which can be represented as scale mixture Gaussian, and all these priors satisfy condition (3.1):

- Student's  $t$ -distribution whose mixing distribution for  $\lambda^2$  is inverse gamma  $\text{IG}(a_0, s_n)$  with  $a_0 > 0$ .
- Normal-exponential-gamma (NEG) distribution [26], for which the mixing distribution is  $\pi(\lambda^2) = \nu s_n^{-1} (1 + s_n^{-1} \lambda^2)^{-\nu-1}$  with  $\nu > 0$ .
- Generalized double Pareto distribution [2] with the density  $g(x) = (2\lambda_n)^{-1} (1 + |x|/(a_0\lambda_n))^{-(a_0+1)}$ , for which the mixing distribution can be represented as a gamma mixture of exponential distributions with  $a_0 > 0$ .
- Generalized Beta mixture of Gaussian distributions [1], for which the mixing distribution is inverted Beta:  $\lambda_j^2/s_n \sim \text{Inverted Beta}(a_0, b_0)$  with  $a_0 > 0$ . Note that the horseshoe prior is a special case of generalized Beta mixture of Gaussian distributions with  $a_0 = b_0 = 1/2$ .

In addition, Theorem 3.1 implies a simple way to remedy the inconsistency of Bayesian Lasso by imposing a heavy tail prior on the hyperparameter:  $\beta/\sigma \sim \text{DE}(\lambda_j)$ ,  $\lambda_j^{-1} \sim \pi_{s_n}$ , where  $\text{DE}(\lambda)$  denotes the double exponential

distribution  $\lambda \exp\{-\lambda x\}/2$ , and the mixing distribution  $\pi_{s_n}$  of  $\lambda_j^{-1}$  has polynomial tail with scale parameter  $s_n$ .

In the above analysis, we choose the scale parameters  $\lambda_n$  or  $s_n$  to be deterministically decreasing as  $n$  increases, hence in practice, certain tuning procedures are recommended as described in Section 4. Such hyperparameter tuning occurs in most Bayesian procedures under spike-and-slab modeling as well. In the literature, an adaptive Bayesian way to choose  $\lambda_n$  is to assign a hyper-prior on  $\lambda_n$ . [55] studied horseshoe prior for the normal means models, and they showed that the posterior consistency remains if  $\lambda_n$  is subject to a hyper-prior which is truncated on  $[1/n, 1]$ . However, results derived for normal means models may not be trivially applicable to regression models. Note there is a  $\sqrt{n}$  difference between regression models and normal means models, in terms of the  $L_2$  norm for the columns in the design matrix, the result of [55] suggests to truncate the prior of  $\lambda_n$  on  $[n^{-3/2}, n^{-1/2}]$  for regression models. A toy example (Figure 4) shows that such truncation still leads to many false discoveries. Besides, our posterior shape approximation result relies on the fact that  $\pi(\boldsymbol{\beta})$  is independent among  $\beta_j$ 's conditional on  $\sigma^2$ . If a hyper-prior on  $\lambda_n$  is used, the conditional independence no longer holds, and the BvM result (2.8) fails.

*3.2. Two-Component Mixture Gaussian Distributions.* Another prior that has been widely used in Bayesian linear regression analysis is the two-component mixture Gaussian distribution, see e.g., [19] and [41]:

$$(3.3) \quad \beta_j/\sigma \sim (1 - \xi_j)\mathcal{N}(0, \sigma_0^2) + \xi_j\mathcal{N}(0, \sigma_1^2), \quad \xi_j \sim \text{Bernoulli}(m_1).$$

The component  $\mathcal{N}(0, \sigma_0^2)$  has a very small  $\sigma_0$  and can be viewed as an approximation to the point mass at 0. In the literature, the interest in this prior has been focused only on the consistency of variable selection, i.e.,  $\pi(\{j : \xi_j = 1\} = \xi^* | D_n)$ . Here, we treat it as an absolutely continuous prior and study the posterior properties of  $\boldsymbol{\beta}$  in the next theorem:

**THEOREM 3.2.** *Suppose that the two-component mixture Gaussian prior (3.3) is used for the high-dimensional linear regression model (1.1), and that the following conditions hold: condition  $A_1$ , condition  $A_2$ ,  $E_n^2/\sigma_1^2 + \log \sigma_1 \asymp \log p_n$ ,  $m_1 = 1/p_n^{1+u}$  and  $\sigma_0 \leq a_n/\sqrt{2(1+u)\log p}$  for some  $u > 0$ . Then*

- *the posterior consistency (2.4) holds when  $a_n \asymp \sqrt{s \log p_n/n/p_n}$ ;*
- *the model selection consistency (2.6) holds when  $a_n \prec \sqrt{\log p_n}/\sqrt{np_n}$ ,  $sE_n\sqrt{s \log p_n/n}/\sigma_1^2 \prec \log p_n$ ,  $\min_{j \in \xi^*} |\beta_j^*| \geq M_1\sqrt{s \log p_n/n}$  for sufficient large  $M_1$  and  $u > 1$ ;*



- the posterior approximation (2.8) holds when  $a_n \prec \sqrt{1/(ns \log p_n)}/p_n$ ,  $sE_n \sqrt{s \log p_n/n}/\sigma_1^2 \prec 1$ ,  $\min_{j \in \xi^*} |\beta_j^*| \geq M_1 \sqrt{s \log p_n/n}$  for sufficient large  $M_1$  and  $u > 1$ .

The two normal mixture distribution has three hyperparameters  $m$ ,  $\sigma_0^2$  and  $\sigma_1^2$ , hence we have more control on the prior shape compared to the polynomial decaying priors, and the theoretic properties are improved slightly. Specifically, Theorem 3.2 allows us to choose  $\sigma_1 = E_n = p_n^c$  for some  $c > 1$ , thus  $sE_n \sqrt{s \log p_n/n}/\sigma_1^2 \prec 1$  always holds, i.e., there will be no additional condition on the upper bound of the sparsity  $s$ .

**4. Bayesian Computation and an Illustration Example.** In this section, we will first discuss some important practical issues, including posterior computation, model selection and hyperparameter tuning. Then we use some toy examples to illustrate the practical performance of shrinkage priors. For convenience, we will call the Bayesian method whose consistency is guaranteed by Theorem 2.1 with a shrinkage prior a Bayesian consistent shrinkage (BCS) method in what follows. In particular, we use the student- $t$  prior, as an example of shrinkage priors, and compare it with the Laplace prior.

The scale mixture Gaussian priors (3.2), under a proper hierarchical representation, usually lead to posterior conjugate Gibbs updates. For example, for the student- $t$  prior, the posterior distribution can be updated in the following way:

$$\begin{aligned} \sigma^2 | \boldsymbol{\beta}, \lambda_1, \dots, \lambda_{p_n} &\sim \text{IG}(a_0 + \frac{n + p_n}{2}, b_0 + \frac{\|\mathbf{y} - \mathbf{X}\boldsymbol{\beta}\|^2}{2} + \sum_j \frac{\beta_j^2}{2\lambda_j^2}), \\ (4.1) \quad \boldsymbol{\beta} | \sigma^2, \lambda_1, \dots, \lambda_{p_n} &\sim \text{N}(K^{-1} \mathbf{X}^T \mathbf{y} / \sigma^2, K^{-1}), \\ f(\lambda_j^2 | \boldsymbol{\beta}, \sigma^2) &\propto \frac{1}{\lambda_j} \exp \left\{ -\frac{\beta_j^2}{2\lambda_j^2 \sigma^2} \right\} \pi(\lambda_j^2), \quad j = 1, \dots, p_n, \end{aligned}$$

where  $K = (\mathbf{X}^T \mathbf{X} + \Lambda) / \sigma^2$ ,  $\Lambda = \text{diag}(1/\lambda_j^2)$ ,  $\pi(\lambda_j^2)$  denotes the density function of an inverse gamma distribution  $\lambda_j^2 \sim \text{IG}(a_1, s_n)$ .

The step of updating  $\boldsymbol{\beta}$  is computationally difficult due to the inverse of a  $p_n \times p_n$  matrix. However, the special structure of the covariance matrix  $K^{-1}$  allows for a blockwise update of  $\boldsymbol{\beta}$  [30]. For example, partition  $\boldsymbol{\beta}$  into two blocks  $\boldsymbol{\beta}^{(1)}$  and  $\boldsymbol{\beta}^{(2)}$ , and partition  $\mathbf{X} = [\mathbf{X}_1, \mathbf{X}_2]$  and  $\Lambda = \text{diag}(\Lambda_1, \Lambda_2)$  accordingly, then the conditional distribution of  $\boldsymbol{\beta}^{(1)}$  is given by

$$(4.2) \quad \boldsymbol{\beta}^{(1)} | \boldsymbol{\beta}^{(2)} \sim \text{N}((\mathbf{X}_1^T \mathbf{X}_1 + \Lambda_1)^{-1} \mathbf{X}_1^T (\mathbf{y} - \mathbf{X}_2 \boldsymbol{\beta}^{(2)}), \sigma^2 (\mathbf{X}_1^T \mathbf{X}_1 + \Lambda_1)^{-1}),$$

which requires only an inverse of a lower dimensional matrix. The computational complexity of updating  $\beta$  in (4.1) is  $O(p_n^3)$  but it is  $O[d^3 + n(p_n - d)][p_n/d]$  in (4.2), where  $d$  is the block size and the term  $n(p_n - d)$  comes from computing the product  $\mathbf{X}_2\beta^{(2)}$ . The optimal order of  $d$  is  $O(\sqrt[3]{np_n})$ , which yields a complexity order of  $O(n^{2/3}p_n^{5/3})$  for one iteration of updating  $\beta$ . Further improvement for the computational complexity is possible when we incorporate the idea of skinny Gibbs sampler [40].

Posterior model selection based on BCS has been discussed in Sections 2 and 3 from the theoretical aspect. But in practice, the selection rule  $\xi(\beta) = \{j : |\beta_j/\sigma| > a_n\}$  can not be used directly since  $a_n$  is not an explicit hyperparameter of the prior specification. Note  $a_n$  represents the boundary of the prior spike region, and it is implicitly defined through condition (2.3) as  $\pi(|\beta_j/\sigma| > a_n) = p_n^{-1-u}$ . Since  $u$  is unknown, we suggest to choose the threshold  $a$  in practice as  $\pi(|\beta_j/\sigma| > a) = 1/p_n$ , i.e., let  $u = 0$ . This choice can be interpreted as that the expected model size of the sparsified prior equals to 1, which is a common prior specification used in the literature for Bayesian model selection with spike-and-slab priors (e.g. [41]). Obviously,  $a_n \leq a$ , thus it leads to a conservative selection. However, if  $a \ll \min_{j \in \xi^*} |\beta_j^*|$ , it is not difficult to see that the Bayesian selection consistency remains, when  $\min_{j \in \xi^*} |\beta_j^*|$  satisfies beta min condition. In the simulation studies of this paper, we choose the Bayesian estimator for the model as  $\hat{\xi} = \{j : q_j \triangleq \pi(|\beta_j/\sigma| > a | D_n) > t\}$ , where  $t = 0.5$  and  $q_j$  plays the role of posterior inclusion probability. It is worth to mention that one may also use a data-driven method to determine the value of  $t$ , and make the variable selection rule more robust across different sparsity regimes. For instance, we can conduct a multiple hypothesis test based on the marginal inclusion probabilities  $q_j$ 's for the hypotheses  $H_{j0} : \beta_j = 0$  versus  $H_{j1} : \beta_j \neq 0$   $j = 1, \dots, p_n$  based on posterior summaries. This can be done using an empirical Bayesian approach as developed in [16, 36].

Another important issue in practice is how to select hyperparameters. The theorems developed in Section 2 and Section 3 provide only sufficient conditions for the asymptotic order of hyperparameters. For example, by Theorem 3.1, one can set the scale parameter  $\lambda_n = 1/[\sqrt{n \log p_n p_n^\gamma}]$  with any sufficiently large value of  $\gamma$  for the  $t$ -prior. Asymptotically,  $\gamma$  being too large doesn't affect the rate of convergence, but only affects the multiplicative constant (such as  $M, c_1$ ) in the statement of Theorem 2.1. However, in finite-sample applications, it is crucial to select a properly scaled parameter such that the posterior is not over-shrunk or under-shrunk. In this work, we let  $\lambda_n = 1/[\sqrt{n \log p_n p_n^{\hat{\gamma}}}]$ , and  $\hat{\gamma}$  minimizes the posterior mean "BIC score":  $\int bic(\beta, \sigma^2) d\pi(\beta, \sigma^2 | D_n, \gamma)$ , where  $bic(\beta) = n \log(\|Y - \mathbf{X}^T \tilde{\beta}\|^2/n) +$

$\|\tilde{\beta}\|_0 \log n$ ,  $\tilde{\beta} = (\tilde{\beta}_1, \dots, \tilde{\beta}_{p_n})$ ,  $\tilde{\beta}_j = \beta_j 1(|\beta_j/\sigma| > a)$ , and  $\pi(\beta, \sigma^2 | D_n, \gamma)$  is the posterior under hyperparameter  $\gamma$ . In practice, one can run multiple posterior simulations with different values of  $\gamma$ , and then choose the one that yields the smallest posterior sample mean ‘‘BIC’’. Since the multiple runs can be made in parallel on a high performance computer, such a parameter tuning strategy doesn’t add much computational time. Note investigating the theoretical properties of tuning parameter selection is beyond the scope of this work, and such study will be conducted elsewhere.

We illustrate the performance of BCS using a simulated example, where  $p = 200$ ,  $n = 120$ , and the non-zero coefficients are  $(\beta_1, \beta_2, \beta_3, \beta_4) = (1, 1, 1, 1)$ . For the Laplace prior, we set the hyper-parameter  $\lambda = \sqrt{n \log(p_n)}$  at which the Lasso estimator is known to be consistent, see e.g. [63]. For the student- $t$  prior, we set the degree of freedom to be 3 with the scale parameter  $s_n = \lambda_n^2 = 1/[n \log p_n p_n^{-2\gamma}]$ , where  $\gamma$  ranges from -0.25 to 1.1, the best  $\hat{\gamma}$  is selected as described in the above. For both priors, we let  $\sigma^2$  be subject to an inverse gamma distribution with  $a_0 = b_0 = 1$ .

The numerical results are summarized in Figure 1. The first plot shows the posterior sample mean BIC scores with different values of  $\gamma$ . It shows that when  $\gamma$  is larger than 0.8, the tuning parameter  $\lambda_n$  is too small, the posterior begins to miss true covariates due to over-shrinkage, thus the posterior mean BIC scores rapidly increases to very large value. The second and third plots are the posterior boxplots of  $\pi(\beta_j | D_n)$  of Bayesian Lasso, and BCS under the optimal  $\hat{\gamma}$ . To make the boxplots more visible, we only include the coefficients of the first 50 covariates, including four true covariates. The comparison shows that BCS leads to a consistent inference of the model in the sense that the coefficients of the false covariates are shrunk to zero, and the coefficients of the true covariates are distributed around their true values. In contrast, Bayesian Lasso over-shrinks the coefficients of true covariates, and under-shrinks the coefficients of false covariates. This is due the fact the Laplace prior fails to achieve the balance between prior concentration and tail thickness. But it is worth to note the posterior Bayesian Lasso can still separate true and false covariates, thus it can be used for model selection.

In addition, we drew in Figure 1 four red vertical segments which represent the 99% oracle confidence intervals of the true coefficients by assuming the true model is known. In Figure 2, we examine the shape of posterior samples resulted from BCS. This plots are consistent with the established BvM Theorem (2.8).

Figure 1 shows that for this example a wide range of  $\gamma$ , from -0.1 to 0.6, yields almost similar posterior mean BIC, it implies that the true model is

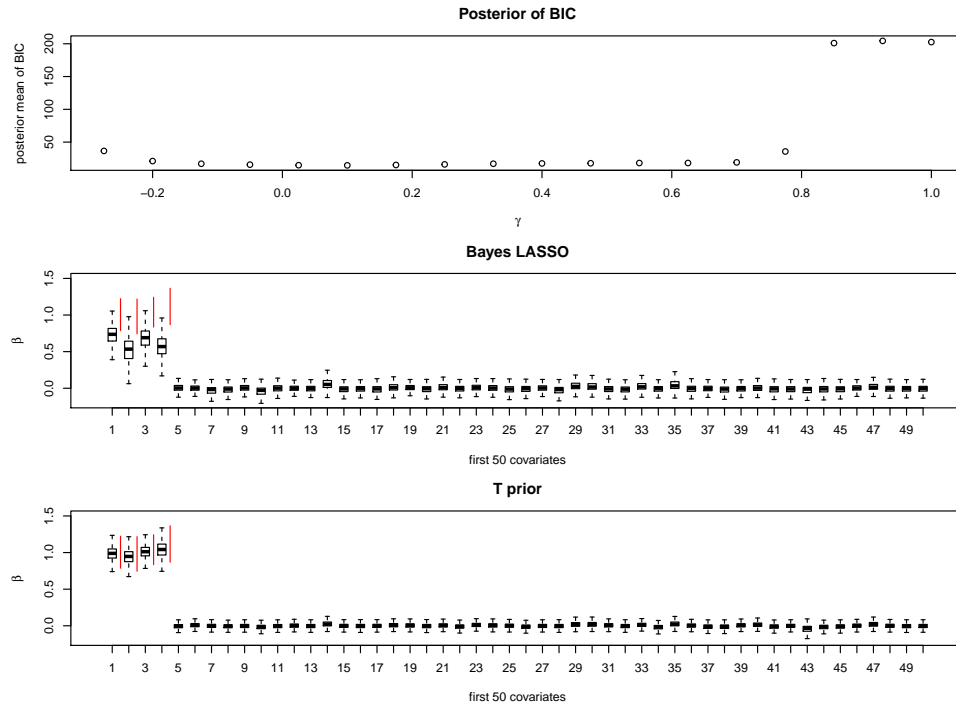


FIG 1. Upper panel: Plot for the posterior BIC for difference value of  $\gamma$ . Middle panel: Box-plots of the posterior samples for Bayesian Lasso. Lower panel: Box-plots for BCS.

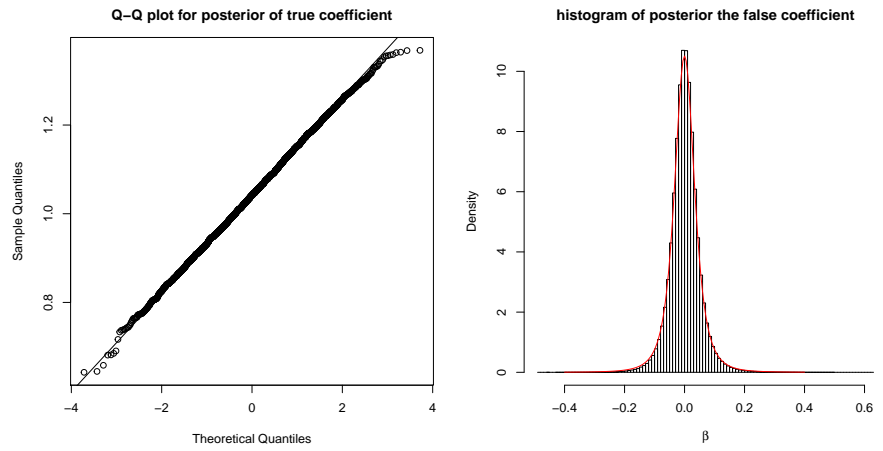


FIG 2. The posterior shape produced by BCS. The left plot shows the QQ plot for one true covariate, and the right one shows the histogram of the posterior samples of  $\beta_j/\sigma$ ,  $j \notin \xi^*$ , for the false covariates, where the red curve is the density of the student-t prior.

correctly selected under  $\gamma$  within this range. The proposed mean BIC criterion tends to select a smaller value of  $\gamma$  within this range, since smaller  $\gamma$  reduces the shrinkage effect on true covariates. But as shown in the supplementary material, the performance of BCS is actually quite stable under any  $\gamma$  within this range. This also implies that BCS is tolerant to stochastic tuning errors.

As discussed previously, the Bayesian interval estimates obtained by BCS will be super-efficient for false covariates. Their coverages highly rely on the selection consistency, and have completely different performance compared to frequentist confidence interval. The frequentist de-biased Lasso estimator is defined as  $\hat{\beta} = \hat{\beta}_{\text{LASSO}} + \frac{1}{n}S\mathbf{X}^T(\mathbf{y} - \mathbf{X}\hat{\beta}_{\text{LASSO}})$ , where  $S$  is the surrogate inverse matrix of the sample covariance. This de-bias step applies an OLS-type bias correction to the Lasso estimator. In the ideal case that  $p_n \leq n$  and  $\frac{1}{n}S = (\mathbf{X}^T\mathbf{X})^{-1}$ , the de-biased Lasso estimator reduces to the OLS estimator. Therefore, the marginal confidence intervals of all covariates, for both true and false, have the same length scale (Detailed illustration can be found in supplementary material).

**5. Numerical Studies.** This section examines the performance of BCS in variable selection and uncertainty assessment for the regression coefficient estimates. The method is tested on two simulation examples and a real data example.

In the simulation study, two design matrices were considered for the model (1.1):  $(n, p) = (80, 201)$  and  $(100, 501)$ , where the intercept term has been included. The true values of the parameters are  $\sigma^* = 1$ ,  $\beta = (0, 1, 1.5, 2, 0, \dots, 0)^T$ , where the first 0 corresponds to the intercept term. The design matrices were generated from the multivariate normal distribution  $N(0, \Sigma)$  with the covariance structure 1) independent covariates:  $\Sigma = I$ ; or 2) pairwise dependent covariates:  $\Sigma_{ii} = 1.0$  for all  $i$ ,  $\Sigma_{i,j} = 0.5$  for  $i \neq j$ . The methods under comparison include BCS, Bayesian Lasso, Lasso, and SCAD. For Bayesian Lasso, we set the scale parameters to be  $\lambda = \sqrt{n \log p_n}$ . For BCS, the tuning parameter  $s_n$  is selected by posterior BIC as discussed in Section 4. For the setting of the Gibbs sampler, we set the total iteration number after the 5000-iteration burn-in period to  $N = 40000$ . The posterior samples were collected every 40 iterations. The R-package *glmnet* [18] and *ncvreg* [8] were used for implementing Lasso and SCAD with the tuning parameters determined by a 10-fold cross validation. The R-package *hdi* [14] was used for implementing de-biased Lasso. All the results reported below are based on 112 simulated replicates.

TABLE 1  
*Comprehensive comparison of BCS, Bayesian Lasso, LASSO, SCAD and de-biased Lasso for the datasets with independent covariates,  $n = 80$  and  $p = 201$ .*

	Methods				
	BCS	Bay-Lasso	debiased-Lasso	LASSO	SCAD
$L_1$ error of $\beta_{\xi^*}$	0.3380	2.1115	0.3503	0.6678	0.2811
Standard error	0.0149	0.0281	0.2537	0.0211	0.0133
$L_1$ error of $\beta_{(\xi^*)^c}$	2.3137	4.5533	23.305	0.8402	0.2180
Standard error	0.0758	0.0360	0.2537	0.0950	0.0324
$ \hat{\xi} \cap \xi^* $	3	2.3036	—	3	3
Standard error	—	0.0505	—	—	—
$ \hat{\xi} \cap (\xi^*)^c $	0	0	—	14.161	4.3304
Standard error	—	—	—	1.2841	0.5176
Coverage of $\xi^*$	0.9067	0.0595	0.9613	—	—
Average length	0.4996	0.8471	0.5798	—	—
Coverage of $(\xi^*)^c$	1.0000	1.0000	0.9492	—	—
Average length	0.1371	0.3322	0.5490	—	—

5.1. *Simulation I:  $n=80, p=201$ .* We evaluated accuracy of the estimates obtained from various methods in  $L_1$ -error, which is defined as  $\sum_{j \in \xi^*} |\beta_j^* - \hat{\beta}_j|$  for the true covariates and  $\sum_{j \notin \xi^*} |\hat{\beta}_j|$  for the false ones. For the Bayesian methods, the posterior mean was used as the point estimator, although which is not the optimal choice for minimizing the  $L_1$ -error. We evaluated the accuracy of variable selection using the average number of selected true covariates  $|\hat{\xi} \cap \xi^*|$  (the perfect value is 3), and the average number of selected false covariates  $|\hat{\xi} \cap (\xi^*)^c|$  (the perfect value is 0). For each covariate, we also compared the marginal credible interval obtained by the Bayesian methods and the confidence interval obtained by de-biased Lasso under a nominal level of 95%. For simplicity, the credible intervals are constructed using empirical quantiles from posterior samples instead of the highest density region.

The results are summarized in Table 1 and Table 2 for the cases of independent covariates and dependent covariates, respectively. First of all, we can see that BCS worked extremely well in identifying true models, whose performance is almost perfect. As seen in Section 4, Bayesian Lasso can also distinguish the true and false covariates from the posterior samples when the coefficients of the true covariates are sufficiently large. However, due to over-shrinkage, it doesn't work well when they are small. Hence, Bayesian Lasso mis-identified some true covariates for this example. Both Lasso and SCAD tend to select dense models, although the true covariates can be selected. As mentioned previously, this is due to an inherent drawback of the regular-

TABLE 2

*Comprehensive comparison of BCS, Bayesian Lasso, LASSO, SCAD and de-biased Lasso for the datasets with dependent covariates,  $n = 80$  and  $p = 201$ .*

	Methods				
	BCS	Bay-Lasso	debiased-Lasso	LASSO	SCAD
$L_1$ error of $\beta_{\xi^*}$	0.5040	2.7798	0.4469	0.8735	0.3593
Standard error	0.0342	0.0302	0.0192	0.0265	0.0170
$L_1$ error of $\beta_{(\xi^*)^c}$	0.3805	4.8558	24.795	1.3638	0.1587
Standard error	0.0782	0.0302	0.2448	0.1083	0.0198
$ \hat{\xi} \cap \xi^* $	2.9	1.7500	—	3	3
Standard error	0.03	0.0546	—	—	—
$ \hat{\xi} \cap (\xi^*)^c $	0.01	0	—	16.179	2.3125
Standard error	0.01	—	—	0.9801	0.2568
Coverage of $\xi^*$	0.9000	0.0327	0.8988	—	—
Average length	0.6970	0.9279	0.6046	—	—
Coverage of $(\xi^*)^c$	1.0000	1.0000	0.9543	—	—
Average length	0.0373	0.3804	0.5418	—	—

ization methods. The regularization shrinks the true regression coefficients toward zero. To compensate the shrinkage effect, some false covariates have to be included. BCS also shrinks the true regression coefficients, but it can still perform well in variable selection. This is due to that BCS accounts for the uncertainty of coefficient estimates in variable selection: BCS is sample-based, for which different false covariates might be selected to compensate the shrinkage effect at different iterations, and thus the chance of selecting false covariates can be largely eliminated by averaging over different iterations.

Regarding parameter estimation, we note that SCAD yields a somehow better results than BCS. However, a direct comparison of these two methods is unfair, as the BCS tells us something more beyond point estimation, e.g., credible interval. Also, BCS leads to much accurate variable selection as reported above. Among the Bayesian methods, we can see that BCS performs much better than Bayesian Lasso, which indicates the importance of posterior consistency.

For interval estimation, de-biased Lasso produced the best coverage, which is about the same as the nominal level, for both true and false covariates. And the average length for both are approximately the same. This observation is consistent to our previous discussion. For the true covariates, BCS yields almost 95% coverage; in contrast, Bayesian Lasso yields a very low coverage due to the effect of over-shrinkage. For the false covariates, both BCS and Bayesian Lasso produced 100% coverage with very narrow credi-

TABLE 3

Comprehensive comparison of BCS, Bayesian Lasso, LASSO, SCAD and de-biased Lasso for the datasets with independent covariates,  $n = 100$  and  $p = 501$ .

	Methods				
	BCS	Bay-Lasso	debiased-Lasso	LASSO	SCAD
$L_1$ error of $\beta_{\xi^*}$	0.2789	2.3863	0.3177	0.7173	0.2616
Standard error	0.0115	0.0310	0.0145	0.0229	0.0107
$L_1$ error of $\beta_{(\xi^*)^c}$	4.4011	8.7190	50.301	0.9736	0.3080
Standard error	0.0312	0.0602	0.4636	0.0900	0.0402
$ \hat{\xi} \cap \xi^* $	3	2.1964	—	3	3
Standard error	—	0.0436	—	—	—
$ \hat{\xi} \cap (\xi^*)^c $	0.0268	0	—	20.554	7.0178
Standard error	0.0153	—	—	1.6070	0.8042
Coverage of $\xi^*$	0.9285	0.0208	0.9494	—	—
Average length	0.430	0.7412	0.4985	—	—
Coverage of $(\xi^*)^c$	1.0000	1.0000	0.9517	—	—
Average length	0.1506	0.2841	0.6038	—	—

ble intervals. Hence, they don't hold the long-run frequency coverage for the false predictors. These discoveries agree with our theoretical results. The de-biased Lasso yields wider intervals for the false covariates, as it cannot incorporate the model sparsity information into the construction of confidence intervals.

The performance of BCS for the cases of independent and dependent covariates are quite consistent, except that for the independent case, our proposed method tends to select a smaller value of  $\gamma$  and, as a consequence, the posterior  $L_1$ -error of the false covariates tends to be larger than for the dependent case. This is reasonable, as the high spurious correlation requires higher penalization for the multiplicity adjustment.

5.2. *Simulation II:  $n=100, p=501$ .* The results are summarized in Tables 3 and 4 for the independent and dependent covariates, respectively. As in the case with  $n = 80$  and  $p = 201$ , BCS performs much better than the regularization methods in variable selection, and performs much better than Bayesian Lasso in all aspects of variable selection, parameter estimation and interval estimation.

5.3. *A Real data Example.* We analyzed one real gene expression dataset about Bardet-Biedl syndrome [45]. The dataset contains 120 samples (F2 rat) with the expression level of gene TRIM32 as the response variable and the expression levels of other 200 genes as the predictors. The dataset is available in the R package *flare*. We analyze this data set with de-biased



TABLE 4

Comprehensive comparison of BCS, Bayesian Lasso, LASSO, SCAD and de-biased Lasso for the datasets with dependent covariates,  $n = 100$  and  $p = 501$ .

	Methods				
	BCS	Bay-Lasso	debiased-Lasso	LASSO	SCAD
$L_1$ error of $\beta_{\xi^*}$	0.3960	3.1087	0.3888	0.8742	0.3338
Standard error	0.0260	0.0300	0.0155	0.0282	0.0158
$L_1$ error of $\beta_{(\xi^*)^c}$	0.4288	9.2585	54.2889	1.3656	0.1424
Standard error	0.1076	0.0694	0.4754	0.1045	0.0196
$ \hat{\xi} \cap \xi^* $	2.9464	1.4554	—	3	3
Standard error	0.0213	0.0566	—	—	—
$ \hat{\xi} \cap (\xi^*)^c $	0.0089	0	—	21.428	6.4732
Standard error	0.0089	—	—	1.3218	0.8065
Coverage of $\xi^*$	0.9107	0.0060	0.9077	—	—
Average length	0.5783	0.7498	0.5263	—	—
Coverage of $(\xi^*)^c$	1.0000	1.0000	0.9316	—	—
Average length	0.0219	0.2870	0.6142	—	—

Lasso and BCS. For de-biased Lasso, it identified gene 153 as the only significant covariate in terms of Bonferroni-adjusted p-values. The 95% confidence interval of this gene is  $[0.024, 0.072]$ . For BCS, the optimal  $\hat{\gamma}$  is selected to be  $\hat{\gamma} = 0.58$ , and the posterior probability  $q_j \triangleq \pi(|\beta_j/\sigma| > a | D_n)$  was used to quantify the significance of each covariate, where  $a$  is defined in Section 4. BCS also identified gene 153 as the most significant covariate with corresponding  $q_{153} = 0.54$ . In Figure 3, we show the posterior distribution of the regression coefficient of gene 153 under the  $\hat{\gamma}$  and the interval estimations by both approaches. The 95% HPD credible interval is  $[-0.018, 0.018] \cup [0.064, 0.131]$ , which is the union of two intervals, i.e. two posterior modes, representing the evidence against and for being true covariate, respectively. Note that if the true model is exactly the 153th gene, its OLS estimator will be 0.109. On the other side, the de-biased Lasso confidence interval seems a compromise between the two intervals.

**6. Conclusive remarks.** In this paper, we study the posterior asymptotics under absolutely continuous priors for high dimensional linear regression. We first show that if the prior distribution is heavy-tailed and allocates a sufficiently large probability mass in a very small neighborhood of zero, then the posterior consistency holds with a nearly optimal contraction rate. More specifically, we find that any polynomial-tailed distribution with a scaling parameter that decreases as  $p_n$  increases, can be used as an appropriate prior to derive valid Bayesian inference for high dimensional regression models. Note that it is not necessary for the continuous prior distribution to have

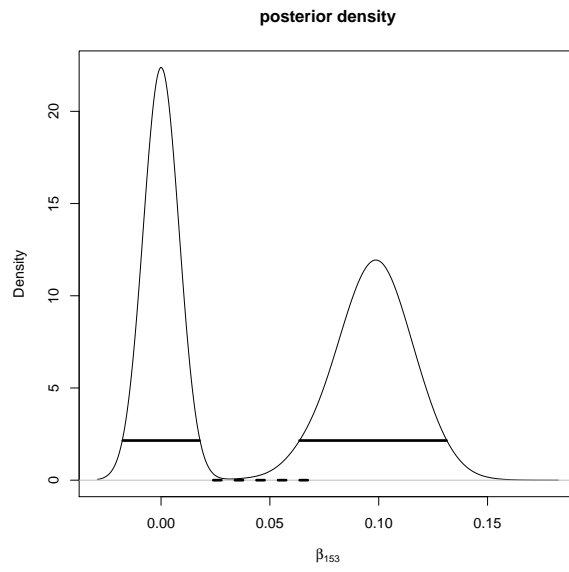


FIG 3. Histogram of the posterior samples of the regression coefficient of gene 153. The black line is the posterior HPD interval, and the dashed line stands for the de-biased Lasso confidence interval.

an infinite density at zero as in DL prior or horseshoe priors.

In the literature, the local-global shrinkage prior has been widely studied, especially for the normal means problem. Such prior follows  $\beta_j \sim N(0, \sigma^2 \lambda_j^2 \tau^2)$ , where  $\lambda_j^2$  controls the local shrinkage, and  $\tau^2$  controls the degree of global shrinkage. Our work verifies that a sufficient condition to ensure consistency of local-global shrinkage, is to let the local shrinkage parameter  $\lambda_j^2$  follows some polynomial-tailed distribution, and let the global shrinkage  $\tau^2$  be deterministically decreasing in the order  $-\log(\tau^2) = O(\log p_n)$ . In this work, we use a posterior mean BIC criterion for tuning the global shrinkage parameter in practice. But, it is of great interests for Bayesian community to develop adaptive or full Bayesian approaches to choose global shrinkage rather than tuning. Such analysis has been conducted by [55] under normal means models. However, there is quite a big difference between normal means models and regression models. For the former, one can directly analyze marginal posterior  $\pi(\beta_j|D_n)$  since the posterior of  $\beta_j$ 's are (conditional) independent, but for the latter one, we need take into account of the dependency among covariates. Empirically, the results of [55] seems not applicable to regression problems. In Figure 4, we plot the boxplots of the posterior  $\pi(\beta_j|D_n)$  with horseshoe prior, where  $\lambda_j$  is subject to half-Cauchy prior,  $\tau$  has a uniform prior truncated on  $[n^{-3/2}, n^{-1/2}]$ . The plot shows that there will be many false discoveries, also the perform is quite unstable with respect to the magnitude of nonzero coefficients. Therefore, we comment that the study of adaptive choice of global shrinkage is nontrivial, due to spurious multicollinearity caused by the curse of dimensionality.

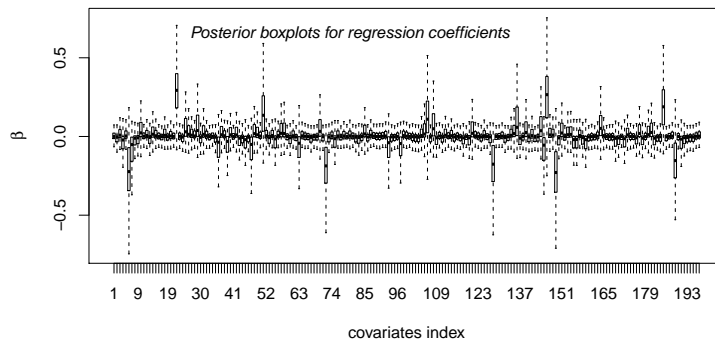


FIG 4. Posterior boxplots for  $\{\beta_j\}_{j \notin \xi^*}$  under horseshoe prior with global shrinkage parameter truncated in  $[n^{-3/2}, n^{-1/2}]$ .

In this paper, we have also studied the selection consistency based on sparsified posterior, as well as the posterior shape approximation. We proved

that if the tail of the prior distribution is sufficiently flat, then selection is consistent and certain BvM type result holds. This result implies that for the true covariates, the credible intervals are asymptotically equivalent to the oracle confidence intervals; and for the false covariates, the credible intervals are super-efficient.

These theoretical results in the paper show that a consistent shrinkage prior share almost the same posterior asymptotic behavior with the gold standard spike-and-slab prior, e.g. [10]. However computationally, shrinkage prior is more efficient, especially when the conjugacy exists. For example, in the paper, we use student- $t$  prior for all numerical studies, and the Gibbs sampler can be conveniently used for posterior sampling. But, for the point-mass prior, a trans-dimensional MCMC sampler has to be implemented for simulations. Note that the computational bottleneck still exists. Our experience shows that when  $p$  is very large and the data signal strength is weak, the convergence of Bayesian shrinkage is still far from satisfactory. Besides, in the literature, there is few discussion on the high dimensional Bayesian computation of shrinkage prior when the conjugate Gibbs sampler is not applicable.

## APPENDIX A: PROOF OF THE MAIN THEOREM

First, we restate a result from lemma 2.2.11 in [57] for the sake of readability.

LEMMA A.1 (Bernstein's inequality). *If  $Z_1, \dots, Z_n$  are independent random variable with mean zero and satisfy that  $E|Z_i|^m \leq m!M^{m-2}v_i/2$  for every  $m > 1$  and some constants  $M$  and  $v_i$ , then*

$$P(|\sum Z_i| > z) \leq 2 \exp\{-z^2/2(v + Mz)\},$$

for  $v \geq \sum v_i$ .

As mentioned in [38], the above condition in Lemma A.1 is satisfied for centered one-degree chi-square distribution.

LEMMA A.2. *If  $X$  follow  $\chi_1^2$  distribution, there exist some constant  $C$ , such that for any  $m \in \mathbb{N}$ , we have  $E|X - E(X)|^m \leq Cm!2^m$ . Therefore, given any constant scale  $\lambda$ ,  $E|\lambda X - E(\lambda X)|^m \leq m!(2\lambda)^{m-2}(4C\lambda^2)$ .*

This follow lemma ([67]) gives an upper bound of the binomial distribution tail.

LEMMA A.3. For a Binomial random variable  $X \sim B(n, v)$ , for any  $1 < k < n - 1$

$$Pr(X \geq k + 1) \leq 1 - \Phi(\text{sign}(k - nv)\sqrt{2nH(v, k/n)}),$$

where  $\Phi$  is the CDF of standard Gaussian distribution and  $H(v, k/n) = (k/n) \log(k/nv) + (1 - k/n) \log[(1 - k/n)/(1 - v)]$ .

We also restate the Lemma 6 in [4]:

LEMMA A.4. Let  $B_n$  and  $C_n$  be two subsets of the parameter space  $\Theta$ , and  $\phi_n$  be the test function satisfying  $\phi_n(D_n) \in [0, 1]$  for any realization  $D_n$  of the data generation. If  $\pi(B_n) \leq b_n$ ,  $E_{\theta^*} \phi_n(D_n) \leq b'_n$ ,  $\sup_{\theta \in C_n} E_{\theta}(1 - \phi_n(D_n)) \leq c_n$ , where  $E_{\theta}(\cdot)$  denotes the expectation with respect to the data generation with true parameter value being  $\theta$ . Furthermore, if

$$P^* \left\{ \frac{m(D_n)}{f^*(D_n)} \geq a_n \right\} \geq 1 - a'_n,$$

where  $f^* = f_{\theta^*}$  is the true density function,  $m(D_n) = \int_{\Theta} \pi(\theta) f_{\theta}(D_n) d\theta$  is the margin probability of  $D_n$ . Then,

$$P^* \left( \pi(C_n \cup B_n | D_n) \geq \frac{b_n + c_n}{a_n \delta_n} \right) \leq \delta_n + b'_n + a'_n,$$

for any  $\delta_n$ .

THEOREM A.1. Consider a linear regression model (1.1) with design matrix satisfying condition  $A_1$  and  $A_2$ . The prior of  $\sigma^2$  follows the inverse-Gamma distribution  $IG(a, b)$ , and the prior density of  $\beta$  is

$$\pi(\beta | \sigma^2) = \prod_{i=1}^{p_n} \frac{1}{\sigma} g_{\lambda}(\beta_i / \sigma).$$

If there exist a positive constant  $u$ , such that

$$(A.1) \quad \begin{aligned} 1 - \int_{-a_n}^{a_n} g_{\lambda}(x) dx &\leq p_n^{-(1+u)}, \\ -\log\left(\inf_{x \in [-E_n, E_n]} g_{\lambda}(x)\right) &= O(\log p_n), \end{aligned}$$

holds for  $a_n \asymp \sqrt{s \log p_n / n} / p_n$ , then posterior consistency holds asymptotically

$$P^* \{ \pi[A_n | D_n] > \exp(-c_1 n \epsilon_n^2) \} \leq \exp(-c_2 n \epsilon_n^2),$$

where  $A_n = \{\text{At least } \tilde{p} \text{ entries of } |\boldsymbol{\beta}/\sigma| \text{ is larger than } a_n\} \cup \{\|\boldsymbol{\beta} - \boldsymbol{\beta}^*\| \geq (3 + \sqrt{\lambda_0})\sigma^*\epsilon_n\} \cup \{\sigma^2/\sigma^{*2} > (1 + \epsilon_n)/(1 - \epsilon_n) \text{ or } \sigma^2/\sigma^{*2} < (1 - \epsilon_n)/(1 + \epsilon_n)\}$  with  $\tilde{p} \asymp s$ ,  $\epsilon_n = M\sqrt{s \log p_n/n}$  for some large constant  $M$ .

PROOF. We apply the lemma A.4 to prove the above theorem. Define  $C_n = A_n \setminus B_n$ , where  $B_n = \{\text{At least } \tilde{p} \text{ entries of } |\boldsymbol{\beta}/\sigma| \text{ is larger than } a_n\}$ , where  $\tilde{p} \leq \bar{p} - s$ ,  $\tilde{p} \prec n\epsilon_n^2$ , and its specific choice will be given below. The proof consists of three parts. First we show the existence of testing function  $\phi_n$  such that

$$(A.2) \quad \begin{aligned} E_{(\boldsymbol{\beta}^*, \sigma^{*2})}(\phi_n) &\leq \exp(-c_3 n \epsilon_n^2), \quad \text{and} \\ \sup_{(\boldsymbol{\beta}, \sigma^2) \in C_n} E_{(\boldsymbol{\beta}, \sigma^2)}(1 - \phi_n) &\leq \exp(-c'_3 n \epsilon_n^2); \end{aligned}$$

for some positive constant  $c_3$  and  $c'_3$ .

Secondly, we show that

$$(A.3) \quad \pi(B_n) < e^{-c_4 n \epsilon_n^2}$$

for some  $c_4 > 0$ .

Thirdly, we show that

$$(A.4) \quad \lim_n P^* \left\{ \frac{m(D_n)}{f^*(D_n)} \geq \exp(-c_5 n \epsilon_n^2) \right\} > 1 - \exp\{-c'_5 n \epsilon_n^2\},$$

for some positive  $0 < c_5 < \min(c'_3, c_4)$ .

Therefore, the theorem is proved by Lemma A.4.

**Part I:** We consider the following testing function  $\phi_n = \max\{\phi'_n, \tilde{\phi}_n\}$ , where

$$\begin{aligned} \phi'_n &= \max_{\{\xi \supset \xi^*, |\xi| \leq \tilde{p} + s\}} 1\{|\mathbf{y}^T(I - H_\xi)\mathbf{y}/(n - |\xi|)\sigma^{*2} - 1| \geq \epsilon_n\}, \text{ and} \\ \tilde{\phi}_n &= \max_{\{\xi \supset \xi^*, |\xi| \leq \tilde{p} + s\}} 1\{\|(\mathbf{X}_\xi^T \mathbf{X}_\xi)^{-1} \mathbf{X}_\xi^T \mathbf{y} - \boldsymbol{\beta}_\xi^*\| \geq \sigma^* \epsilon_n\}, \end{aligned}$$

where  $H_\xi = \mathbf{X}_\xi(\mathbf{X}_\xi^T \mathbf{X}_\xi)^{-1} \mathbf{X}_\xi^T$  is the hat matrix corresponding to  $\xi$ .

For any  $\xi$  that satisfies  $\xi \supset \xi^*$ ,  $|\xi| \leq \tilde{p} + s$ , we have

$$(A.5) \quad \begin{aligned} &E_{(\boldsymbol{\beta}^*, \sigma^{*2})} 1\{|\mathbf{y}^T(I - H_\xi)\mathbf{y}/(n - |\xi|)\sigma^{*2} - 1| \geq \epsilon_n\} \\ &= Pr(|\chi_{n-|\xi|}^2 - (n - |\xi|)| \geq (n - |\xi|)\epsilon_n) \leq \exp(-\hat{c}_3 n \epsilon_n^2) \end{aligned}$$

for some small constant  $\hat{c}_3$ , where  $\chi_p^2$  denotes a chi-square distribution with degree of freedom  $p$ , and the last inequality follows from Bernstein inequality (Lemma A.1 and A.2) and the facts  $\epsilon \prec 1$ ,  $s + \tilde{p} \prec n$ .

Following similar argument in the proof of Lemma 1 in [2], we have that for any  $\xi$  satisfying  $\xi \supset \xi^*$ ,  $|\xi| \leq \tilde{p} + s \prec n\epsilon_n^2$ ,

$$\begin{aligned}
& E_{(\beta^*, \sigma^{*2})} 1\{\|(\mathbf{X}_\xi^T \mathbf{X}_\xi)^{-1} \mathbf{X}_\xi^T \mathbf{y} - \beta_\xi^*\| \geq \sigma^* \epsilon_n | \beta^*, \sigma^{*2}\} \\
\text{(A.6)} \quad & = E_{(\beta^*, \sigma^{*2})} 1\{\|(\mathbf{X}_\xi^T \mathbf{X}_\xi)^{-1} \mathbf{X}_\xi^T \boldsymbol{\varepsilon}\| \geq \epsilon_n\} \leq Pr(\chi_{|\xi|}^2 \geq n\lambda_0 \epsilon_n^2) \\
& \leq \exp(-\tilde{c}_3 n \epsilon_n^2),
\end{aligned}$$

for some  $\tilde{c}_3 > 0$ . Note that the last inequality holds due to Bernstein inequality and large value of  $M$ .

Combining (A.5) and (A.6), we obtain that

$$\begin{aligned}
& E_{(\beta^*, \sigma^{*2})} \phi_n \\
\text{(A.7)} \quad & \leq E_{(\beta^*, \sigma^{*2})} \sum_{\{\xi \supset \xi^*, |\xi| \leq \tilde{p} + s\}} (1\{|\mathbf{y}^T (I - H_\xi) \mathbf{y} / (n - |\xi|) \sigma^{*2} - 1| \geq \epsilon_n\} \\
& \quad + 1\{\|(\mathbf{X}_\xi^T \mathbf{X}_\xi)^{-1} \mathbf{X}_\xi^T \mathbf{y} - \beta_\xi^*\| \geq \epsilon_n\}) \\
& < (\tilde{p} + s) \binom{p_n}{\tilde{p} + s} [\exp(-c_3 n \epsilon_n^2) + \exp(-c'_3 n \epsilon_n^2)].
\end{aligned}$$

We set  $\tilde{p} = \lfloor \min\{\hat{c}_3, \tilde{c}_3\} n \epsilon_n^2 / (2 \log p_n) \rfloor$ . (Since  $\tilde{p} \log p_n \succ n \epsilon_n^2$ ,  $\tilde{p}$  always exists.) Hence, we have  $\log(\tilde{p} + s) + (\tilde{p} + s) \log p_n < (2 \min\{\hat{c}_3, \tilde{c}_3\} n \epsilon_n^2) / 3$ , which leads to  $E_{(\beta^*, \sigma^{*2})} \phi_n \leq \exp(-c_3 n \epsilon_n^2)$  for some fixed  $c_3$ .

Now we study  $\sup_{(\beta, \sigma^2) \in C_n} E_{(\beta, \sigma^2)} (1 - \phi_n)$ . Let  $C_n \subset \hat{C}_n \cup \tilde{C}_n$ , where

$$\begin{aligned}
\hat{C}_n & = \{\sigma^2 / \sigma^{*2} > (1 + \epsilon_n) / (1 - \epsilon_n) \text{ or } \sigma^2 / \sigma^{*2} < (1 - \epsilon_n) / (1 + \epsilon_n)\} \\
& \quad \cap \{\text{at most } \tilde{p} \text{ entries of } |\beta / \sigma| \text{ is larger than } a_n\}, \\
\tilde{C}_n & = \{\|\beta - \beta^*\| > (3 + \sqrt{\lambda_0}) \sigma^* \epsilon_n, \sigma^2 / \sigma^{*2} \leq (1 + \epsilon_n) / (1 - \epsilon_n) \\
& \quad \text{and at most } \tilde{p} \text{ entries of } |\beta / \sigma| \text{ is larger than } a_n\}.
\end{aligned}$$

And we have the ,

$$\begin{aligned}
& \sup_{(\beta, \sigma^2) \in C_n} E_{(\beta, \sigma^2)} (1 - \phi_n) = \sup_{(\beta, \sigma^2) \in C_n} E_{(\beta, \sigma^2)} \min\{1 - \phi'_n, 1 - \tilde{\phi}_n\} \\
& \leq \max\left\{ \sup_{(\beta, \sigma^2) \in \hat{C}_n} E_{(\beta, \sigma^2)} (1 - \phi'_n), \sup_{(\beta, \sigma^2) \in \tilde{C}_n} E_{(\beta, \sigma^2)} (1 - \tilde{\phi}_n) \right\}.
\end{aligned}$$

Let  $\tilde{\xi} = \tilde{\xi}(\beta) = \{k : |\beta_k / \sigma| > a_n\} \cup \xi^*$ , and  $\tilde{\xi}^c = \{1, \dots, p_n\} \setminus \tilde{\xi}$ . Hence for any  $(\beta, \sigma^2) \in \tilde{C}_n \cup \hat{C}'_n$ ,  $|\tilde{\xi}(\beta)| \leq \tilde{p} + s \leq \tilde{p}$ , and  $\|\mathbf{X}_{\tilde{\xi}^c} \beta_{\tilde{\xi}^c}\| \leq \sqrt{n\tilde{p}} \|\beta_{\tilde{\xi}^c}\| \leq$

$\sqrt{n}\sqrt{\lambda_0'}\sigma\epsilon_n$  given a large  $M$ .

$$\begin{aligned}
& \sup_{(\boldsymbol{\beta}, \sigma^2) \in C'_n} E_{\boldsymbol{\beta}}(1 - \phi'_n) = \sup_{(\boldsymbol{\beta}, \sigma^2) \in C'_n} E_{(\boldsymbol{\beta}, \sigma^2)} \min_{\xi \supset \xi^*, |\xi| \leq \bar{p}+s} 1\{|\mathbf{y}^T(I - H_\xi)\mathbf{y}/(n - |\xi|)\sigma^{*2} - 1| \leq \epsilon_n\} \\
& \leq \sup_{(\boldsymbol{\beta}, \sigma^2) \in C'_n} E_{(\boldsymbol{\beta}, \sigma^2)} 1\{|\mathbf{y}^T(I - H_{\tilde{\xi}})\mathbf{y}/(n - |\xi|)\sigma^{*2} - 1| \leq \epsilon_n\} \\
& = \sup_{(\boldsymbol{\beta}, \sigma^2) \in C'_n} Pr\{\sigma^2(\mathbf{X}_{\tilde{\xi}c}\boldsymbol{\beta}_{\tilde{\xi}c}/\sigma + \boldsymbol{\varepsilon})^T(I - H_{\tilde{\xi}})(\mathbf{X}_{\tilde{\xi}c}\boldsymbol{\beta}_{\tilde{\xi}c}/\sigma + \boldsymbol{\varepsilon})/[(n - |\xi|)\sigma^{*2}] - 1| \leq \epsilon_n\} \\
& \leq \sup_{(\boldsymbol{\beta}, \sigma^2) \in C'_n} Pr\{\sigma^2(\mathbf{X}_{\tilde{\xi}c}\boldsymbol{\beta}_{\tilde{\xi}c}/\sigma + \boldsymbol{\varepsilon})^T(I - H_{\tilde{\xi}})(\mathbf{X}_{\tilde{\xi}c}\boldsymbol{\beta}_{\tilde{\xi}c}/\sigma + \boldsymbol{\varepsilon})/[(n - |\xi|)\sigma^{*2}] \in [1 - \epsilon_n, 1 + \epsilon_n]\} \\
& \leq \sup_{(\boldsymbol{\beta}, \sigma^2) \in C'_n} Pr\{(\mathbf{X}_{\tilde{\xi}c}\boldsymbol{\beta}_{\tilde{\xi}c}/\sigma + \boldsymbol{\varepsilon})^T(I - H_{\tilde{\xi}})(\mathbf{X}_{\tilde{\xi}c}\boldsymbol{\beta}_{\tilde{\xi}c}/\sigma + \boldsymbol{\varepsilon})/(n - |\xi|) \notin [1 - \epsilon_n, 1 + \epsilon_n]\} \\
& \leq \sup_{(\boldsymbol{\beta}, \sigma^2) \in C'_n} Pr\{|\chi_{n-|\tilde{\xi}|}^2(k) - (n - |\xi|)| \geq (n - |\xi|)\epsilon_n\} \\
& \leq \exp(-\tilde{c}'_3 n \epsilon_n^2),
\end{aligned}$$

for some  $\tilde{c}'_3 > 0$ . Note that  $(\mathbf{X}_{\tilde{\xi}c}\boldsymbol{\beta}_{\tilde{\xi}c}/\sigma + \boldsymbol{\varepsilon})^T(I - H_{\tilde{\xi}})(\mathbf{X}_{\tilde{\xi}c}\boldsymbol{\beta}_{\tilde{\xi}c}/\sigma + \boldsymbol{\varepsilon})$  follows a noncentral  $\chi^2$  distribution  $\chi_{n-|\tilde{\xi}|}(k)$  with noncentral parameter  $k = \boldsymbol{\beta}_{\tilde{\xi}c}^T \mathbf{X}_{\tilde{\xi}c}^T (I - H_{\tilde{\xi}}) \mathbf{X}_{\tilde{\xi}c} \boldsymbol{\beta}_{\tilde{\xi}c} / \sigma^2 \leq (\sqrt{n}\sqrt{\lambda_0'}\epsilon_n/4)^2$ . Since the noncentral  $\chi^2$  distribution is a sub-exponential, the last inequality follows from the Bernstein inequality as well. Also, we have that

$$\begin{aligned}
& \sup_{(\boldsymbol{\beta}, \sigma^2) \in \tilde{C}_n} E_{(\boldsymbol{\beta}, \sigma^2)}(1 - \tilde{\phi}_n) = \sup_{(\boldsymbol{\beta}, \sigma^2) \in \tilde{C}_n} E_{(\boldsymbol{\beta}, \sigma^2)} \min_{|\xi| \leq \bar{p}+s} 1\{\|(\mathbf{X}_\xi^T \mathbf{X}_\xi)^{-1} \mathbf{X}_\xi^T \mathbf{y} - \boldsymbol{\beta}_\xi^*\| \leq \sigma^* \epsilon_n\} \\
& \leq \sup_{(\boldsymbol{\beta}, \sigma^2) \in \tilde{C}_n} E_{(\boldsymbol{\beta}, \sigma^2)} 1\{\|(\mathbf{X}_{\tilde{\xi}}^T \mathbf{X}_{\tilde{\xi}})^{-1} \mathbf{X}_{\tilde{\xi}}^T \mathbf{y} - \boldsymbol{\beta}_{\tilde{\xi}}^*\| \leq \sigma^* \epsilon_n\} \\
& \leq \sup_{(\boldsymbol{\beta}, \sigma^2) \in \tilde{C}_n} Pr\{\|(\mathbf{X}_{\tilde{\xi}}^T \mathbf{X}_{\tilde{\xi}})^{-1} \mathbf{X}_{\tilde{\xi}}^T \mathbf{y} - \boldsymbol{\beta}_{\tilde{\xi}}^*\| \leq \sigma^* \epsilon_n | \boldsymbol{\beta}, \sigma^2\} \\
& = \sup_{(\boldsymbol{\beta}, \sigma^2) \in \tilde{C}_n} Pr\{\|(\mathbf{X}_{\tilde{\xi}}^T \mathbf{X}_{\tilde{\xi}})^{-1} \mathbf{X}_{\tilde{\xi}}^T \sigma \boldsymbol{\varepsilon} + \boldsymbol{\beta}_{\tilde{\xi}} + (\mathbf{X}_{\tilde{\xi}}^T \mathbf{X}_{\tilde{\xi}})^{-1} \mathbf{X}_{\tilde{\xi}}^T \mathbf{X}_{\tilde{\xi}c} \boldsymbol{\beta}_{\tilde{\xi}c} - \boldsymbol{\beta}_{\tilde{\xi}}^*\| \leq \sigma^* \epsilon_n\} \\
& \leq \sup_{(\boldsymbol{\beta}, \sigma^2) \in \tilde{C}_n} Pr\{\|(\mathbf{X}_{\tilde{\xi}}^T \mathbf{X}_{\tilde{\xi}})^{-1} \mathbf{X}_{\tilde{\xi}}^T \sigma \boldsymbol{\varepsilon}\| \geq \|\boldsymbol{\beta}_{\tilde{\xi}} - \boldsymbol{\beta}_{\tilde{\xi}}^*\| - (\mathbf{X}_{\tilde{\xi}}^T \mathbf{X}_{\tilde{\xi}})^{-1} \mathbf{X}_{\tilde{\xi}}^T \mathbf{X}_{\tilde{\xi}c} \boldsymbol{\beta}_{\tilde{\xi}c} - \sigma^* \epsilon_n\} \\
& \leq \sup_{(\boldsymbol{\beta}, \sigma^2) \in \tilde{C}_n} Pr\{\|(\mathbf{X}_{\tilde{\xi}}^T \mathbf{X}_{\tilde{\xi}})^{-1} \mathbf{X}_{\tilde{\xi}}^T \boldsymbol{\varepsilon}\| \geq [\|\boldsymbol{\beta}_{\tilde{\xi}} - \boldsymbol{\beta}_{\tilde{\xi}}^*\| - \sigma^* \epsilon_n - (\mathbf{X}_{\tilde{\xi}}^T \mathbf{X}_{\tilde{\xi}})^{-1} \mathbf{X}_{\tilde{\xi}}^T \mathbf{X}_{\tilde{\xi}c} \boldsymbol{\beta}_{\tilde{\xi}c}] / \sigma\} \\
& \leq \sup_{(\boldsymbol{\beta}, \sigma^2) \in \tilde{C}_n} Pr\{\|(\mathbf{X}_{\tilde{\xi}}^T \mathbf{X}_{\tilde{\xi}})^{-1} \mathbf{X}_{\tilde{\xi}}^T \boldsymbol{\varepsilon}\| \geq \epsilon_n\} \leq \exp(-\tilde{c}_3 n \epsilon_n^2),
\end{aligned}$$

where the last but one inequality hold asymptotically because  $\|\boldsymbol{\beta}_{\tilde{\xi}} - \boldsymbol{\beta}_{\tilde{\xi}}^*\| \geq$



$\|\boldsymbol{\beta} - \boldsymbol{\beta}^*\| - p_n(\sqrt{\lambda_0}\epsilon_n\sigma/p_n)$ ,  $\sigma^*/\sigma \geq \sqrt{(1 - \epsilon_n)/(1 + \epsilon_n)}$ , and the fact that

$$\begin{aligned} & \|(\mathbf{X}_{\tilde{\xi}}^T \mathbf{X}_{\tilde{\xi}})^{-1} \mathbf{X}_{\tilde{\xi}}^T \mathbf{X}_{\tilde{\xi}c} \boldsymbol{\beta}_{\tilde{\xi}c} / \sigma\| \leq \sqrt{\lambda_{\max} \left( (\mathbf{X}_{\tilde{\xi}}^T \mathbf{X}_{\tilde{\xi}})^{-1} \right)} \|\mathbf{X}_{\tilde{\xi}c} \boldsymbol{\beta}_{\tilde{\xi}c}\| \\ & \leq \sqrt{1/n\lambda_0} \sqrt{n\lambda_0'} \epsilon_n \sigma \leq \epsilon_n. \end{aligned}$$

Hence, (A.2) is proved.

**Part II:** Define  $N = \{i : |\beta_i/\sigma| \geq a_n\}$ , thus  $\pi(N) \sim \text{Binomial}(p_n, v_n)$ , where  $v_n = \int_{|x| \geq a_n} g_\lambda(x) dx$  and  $g_\lambda(x)$  is the prior density function for  $\beta_i/\sigma$ . Thus  $\pi(B_n) = Pr(\text{Binomial}(p_n, v_n) \geq \tilde{p})$ . By Lemma A.3, we have

$$\begin{aligned} \pi(B_n) & \leq 1 - \Phi(\sqrt{2p_n H[v_n, (\tilde{p} - 1)/p_n]}) \leq \frac{\exp\{-p_n H[v_n, (\tilde{p} - 1)/p_n]\}}{\sqrt{2\pi} \sqrt{2p_n H[v_n, (\tilde{p} - 1)/p_n]}}, \\ & p_n H[v_n, (\tilde{p} - 1)/p_n] \\ & = (\tilde{p} - 1) \log[(\tilde{p} - 1)/(p_n v_n)] + (p_n - \tilde{p} + 1) \log[(p_n - \tilde{p} + 1)/(p_n - p_n v_n)]. \end{aligned}$$

Therefore, to prove (A.3), it is sufficient to show that  $p_n H[v_n, (\tilde{p} - 1)/p_n] \geq O(n\epsilon_n^2)$ . Since  $1/(p_n v_n) \geq O(p_n^u)$ ,  $\tilde{p} \log p_n^u \asymp n\epsilon_n^2$  (if  $M$  is sufficiently large),  $(\tilde{p} - 1) \log[(\tilde{p} - 1)/(p_n v_n)] \asymp n\epsilon_n^2$ , and  $(p_n - \tilde{p} + 1) \log[(p_n - \tilde{p} + 1)/(p_n - p_n v_n)] \approx \tilde{p} - \tilde{p}^2/p_n \prec n\epsilon_n^2$ . Hence we have  $p_n H[v_n, (\tilde{p} - 1)/p_n] = O(n\epsilon_n^2)$ .

**Part III:** Now we prove (A.4). Because

$$m(D_n)/f^*(D_n) = \int \frac{(\sigma^*)^n \exp\{-\|\mathbf{y} - \mathbf{X}\boldsymbol{\beta}\|^2/2\sigma^2\}}{\sigma^n \exp\{-\|\mathbf{y} - \mathbf{X}\boldsymbol{\beta}^*\|^2/2\sigma^{*2}\}} \pi(\boldsymbol{\beta}, \sigma^2) d\boldsymbol{\beta} d\sigma^2,$$

it is sufficient to show that

$$\begin{aligned} & P^*(\pi(\{\|\mathbf{y} - \mathbf{X}\boldsymbol{\beta}\|^2/2\sigma^2 + n \log(\sigma/\sigma^*) < \|\mathbf{y} - \mathbf{X}\boldsymbol{\beta}^*\|^2/2\sigma^{*2} + c_5 n \epsilon_n^2/2\}) \\ & \geq e^{-c_5 n \epsilon_n^2/2}) \geq 1 - \exp\{-c_5' n \epsilon_n^2\}, \end{aligned}$$

for some sufficiently small positive  $c_5$ .

By property of chi-square distribution and normal distribution,  $P^*(\Omega = \{\|\boldsymbol{\epsilon}\|^2 \leq n(1 + \hat{c}_5) \text{ and } \|\boldsymbol{\epsilon}^T \mathbf{X}\|_\infty \leq \hat{c}_5 n \epsilon_n\}) \geq 1 - \exp\{-c_5' n \epsilon_n^2\}$  for some  $\hat{c}_5$ . On the event of  $\Omega$ , it is easy to see that  $\{\|\mathbf{y} - \mathbf{X}\boldsymbol{\beta}\|^2/2\sigma^2 + n \log(\sigma/\sigma^*) < \|\mathbf{y} - \mathbf{X}\boldsymbol{\beta}^*\|^2/2\sigma^{*2} + c_5 n \epsilon_n^2/2\}$  is a super-set of  $\{\sigma \in [\sigma^*, \sigma^* + \eta_1 \epsilon_n^2], \text{ and } \|(\boldsymbol{\beta}^* - \boldsymbol{\beta})/\sigma\|_1 < 2\eta_2 \epsilon_n\}$  for some small constants  $\eta_1$  and  $\eta_2$ .

And

$$\begin{aligned} & \text{(A.8)} \\ & - \log \pi(\{\sigma \in [\sigma^*, \sigma^* + \eta_1 \epsilon_n^2], \text{ and } \|(\boldsymbol{\beta}^* - \boldsymbol{\beta})/\sigma\|_1 < 2\eta_2 \epsilon_n\}) \\ & = - \log \pi(\{0 \leq \sigma^2 - \sigma^{*2} \leq \eta_1 \epsilon_n^2\}) - \log \pi(\{\|(\boldsymbol{\beta}^* - \boldsymbol{\beta})/\sigma\|_1 < 2\eta_2 \epsilon_n\}) \end{aligned}$$

Given the fact that the inverse Gamma density is always bounded from zero around  $\sigma^{*2}$ , hence the first term in (A.8) satisfies  $-\log \pi(\{0 \leq \sigma^2 - \sigma^{*2} \leq \eta_1 \epsilon_n^2\}) \leq -\log(\eta_1 \epsilon_n^2) - \log(\min_{\sigma \in [\sigma^*, \sigma^* + \eta_1 \epsilon_n^2]} \pi(\sigma^2)) < \text{constant} + \log(1/\epsilon_n^2) \leq \delta_1 n \epsilon_n^2$ , where constant  $\delta_1$  can be arbitrarily if we choose  $M$  to be sufficiently large.

As for the second term in (A.8),

$$\begin{aligned} & \{ \|\beta^* - \beta\|_1 < 2\eta_2 \epsilon_n \} \supset \{ |\beta_j/\sigma| \leq \eta_2 \epsilon_n / p_n \text{ for all } j \notin \xi^* \} \\ & \cap \{ \beta_j/\sigma \in [\beta_j^*/\sigma - \eta_2 \epsilon_n / s, \beta_j^*/\sigma + \eta_2 \epsilon_n / s] \text{ for all } j \in \xi^* \}. \end{aligned}$$

And

$$(A.9) \quad \begin{aligned} & \pi(\{ |\beta_j/\sigma| \leq \eta_2 \epsilon_n / p_n \text{ for all } j \notin \xi^* \}) \\ & \geq \pi(\{ |\beta_j/\sigma| \leq a_n \text{ for all } j \notin \xi^* \}) \geq (1 - p_n^{-1-u})^{p_n} \rightarrow 1, \end{aligned}$$

given large  $M$ . For these  $\beta_j^* \neq 0$ ,

$$(A.10) \quad \pi(\{ \beta_j/\sigma \in [\beta_j^*/\sigma \pm \eta_2 \epsilon_n / s] \text{ for all } j \in \xi^* \}) \geq [2\eta_2 \epsilon_n \inf_{x \in [-E, E]} g_\lambda(x)/s]^s,$$

the inequality holds because  $|\beta_j^*/\sigma| + \eta_2 \epsilon_n / s \leq E$  which is implied by  $\sigma^2 < \sigma^{*2} + \eta_1 \epsilon_n^2$  and  $|\beta_j^*/\sigma^*| \leq \gamma E$ . By (A.9), (A.10) and condition (A.1), (A.4) holds.  $\square$

**THEOREM A.2.** *If the conditions of theorem A.1 hold, then posterior prediction for observed data is consistent, i.e.,*

$$P^* \{ \pi[\|\mathbf{X}\beta - \mathbf{X}\beta^*\| \geq c_0 \sqrt{n} \sigma^* \epsilon_n | D_n] < 1 - \exp(-c_1 n \epsilon_n^2) \} \leq \exp(-c_2 n \epsilon_n^2),$$

for some  $c_0, c_1$  and  $c_2$ .

**PROOF.** We define  $A_n = \{\text{At least } \tilde{p} \text{ entries of } |\beta/\sigma| \text{ is larger than } a_n\} \cup \{\|\mathbf{X}\beta - \mathbf{X}\beta^*\| \geq c_0 \sqrt{n} \sigma^* \epsilon_n\} \cup \{\sigma^2/\sigma^{*2} > (1 + \epsilon_n)/(1 - \epsilon_n) \text{ or } \sigma^2/\sigma^{*2} < (1 - \epsilon_n)/(1 + \epsilon_n)\}$ ,  $B_n = \{\text{At least } \tilde{p} \text{ entries of } |\beta/\sigma| \text{ is larger than } a_n\}$  and  $C_n = A_n \setminus B_n$  where  $\tilde{p} \leq \bar{p} - s$ ,  $\tilde{p} < n \epsilon_n^2$ .

We still follow the three-step proof as in the Theorem A.1, and the proof is quite similar, hence the details are omitted. The only difference is that we now consider a slightly different testing function as

$$\begin{aligned} \phi'_n &= \max_{\{\xi \supset \xi^*, |\xi| \leq \bar{p} + s\}} 1\{|\mathbf{y}^T (I - H_\xi) \mathbf{y} / (n - |\xi|) \sigma^{*2} - 1| \geq \epsilon_n\}, \text{ and} \\ \tilde{\phi}_n &= \max_{\{\xi \supset \xi^*, |\xi| \leq \bar{p} + s\}} 1\{\|\mathbf{X}_\xi (\mathbf{X}_\xi^T \mathbf{X}_\xi)^{-1} \mathbf{X}_\xi^T \mathbf{y} - \mathbf{X}_\xi \beta_\xi^*\| \geq c_0 \sigma^* \sqrt{n} \epsilon_n / 3\}. \end{aligned}$$

$\square$

**THEOREM A.3.** *Assume the conditions of theorem A.1 hold, and we define the posterior subset model as  $\xi = \{j : |\beta_j/\sigma| > a_n\}$ . If the following conditions also hold:*

$$\begin{aligned} & \limsup \sqrt{na_n p_n} \sigma^* / \sqrt{\log p_n} < k, \\ & \min_{j \in \xi^*} |\beta_j^*| \geq M_1 \sqrt{s \log p_n / n} \text{ for some large } M_1, \\ & u > 1 + c/2 + k^2/2\sigma^{*2} + 2\sqrt{c'}k, \\ & l_n = \max_{j \in \xi^*} \sup_{x_1, x_2 \in \beta_j^*/\sigma^* \pm c_0 \epsilon_n} \frac{g_\lambda(x_1)}{g_\lambda(x_2)}, \text{ and } s \log l_n \prec \log p_n \end{aligned}$$

for some constant  $c' > 1$ ,  $c$  and sufficiently large  $c_0$ , then there exist some  $c'' > 0$ , s.t.

$$P^* \{ \pi(\xi = \xi^* | \mathbf{X}, \mathbf{y}) > 1 - p_n^{-c''} \} > 1 - O(p_n^{-c'+1}) - O(p_n^{-c}).$$

**PROOF.** For any  $\beta_\xi$  which is a subsector of  $\beta$  corresponding to  $\xi$ , we define  $SSE(\beta_\xi) = \min_{\beta_{\xi^c}} \|\mathbf{Y} - \mathbf{X}_\xi \beta_\xi - \mathbf{X}_{\xi^c} \beta_{\xi^c}\|^2 = (\mathbf{Y} - \mathbf{X}_\xi \beta_\xi)^T (I - \mathbf{X}_{\xi^c} (\mathbf{X}_{\xi^c}^T \mathbf{X}_{\xi^c})^{-1} \mathbf{X}_{\xi^c}^T) (\mathbf{Y} - \mathbf{X}_\xi \beta_\xi)$ .

By the consistency result of theorem A.1, let  $A'_n$  be the set  $\{\|\beta - \beta^*\| \leq c_1 \epsilon_n\} \cap \{|\sigma^2 - \sigma^{*2}| \leq c_2 \epsilon_n\} \cap \{\text{at most } c_3 \sqrt{n \epsilon_n^2 / \log p_n} \text{ entries of } \beta/\sigma \text{ is larger than } a_n\}$ , and let  $\Omega_n$  be the event  $\{\pi(A'_n | D_n) > 1 - \exp\{-c_4 n \epsilon_n^2\}\}$ , we have  $P^*(\Omega_n) > 1 - e^{-c_5 n \epsilon_n^2}$  for some  $c_1$  to  $c_5$ . All the following analysis is conditioning on the event  $\Omega_n$ .

First of all, by theorem A.1, and  $\min_{j \in \xi^*} |\beta_j^*| > M_1 \sqrt{s \log p_n / n}$ , we have

$$\sum_{\xi' \supseteq \xi^*} \pi(\xi = \xi' | \mathbf{X}, \mathbf{y}) \leq \pi(\|\beta - \beta^*\| > |\min_{j \in \xi^*} |\beta_j^*| - a_n \sigma | \mathbf{X}, \mathbf{y}) \leq e^{-cn \epsilon_n^2}.$$

Therefore, we only need to consider all the subset model  $\xi' \supseteq \xi^*$ . And is sufficient to show that for any  $\xi' \supseteq \xi^*$ ,  $\pi(\xi = \xi' | \mathbf{X}, \mathbf{y}) / \pi(\xi = \xi^* | \mathbf{X}, \mathbf{y}) \leq p_n^{-(1+\delta)|\xi' \setminus \xi^*|}$  for some positive  $\delta$ .

Let  $E_1 = \{\|\beta_1 - \beta_1^*\| \leq c_1 \epsilon_n, |\sigma^2 - \sigma^{*2}| \leq c_2 \epsilon_n\}$ , and  $\pi(\beta_1 | \sigma^2) = \inf_{(\beta_1, \sigma^2) \in E_1} \pi(\beta_1, \sigma^2) / \pi(\sigma^2)$ ,  $\overline{\pi(\beta_1 | \sigma^2)} = \sup_{(\beta_1, \sigma^2) \in E_1} \pi(\beta_1, \sigma^2) / \pi(\sigma^2)$ .

First we study the posterior probability  $\pi(\xi = \xi^* | \mathbf{X}, \mathbf{y})$  up to the normalizing constant. For the simplicity of notation, we use subscript “1” to

denote the true model  $\xi^*$ , and subscript “2” to denote the rest  $(\xi^*)^c$ .

$$\begin{aligned}
& \text{(A.11)} \\
& \int \frac{1}{\sigma^n} \exp \left\{ -\frac{\|\mathbf{y} - \mathbf{X}_1\boldsymbol{\beta}_1 - \mathbf{X}_2\boldsymbol{\beta}_2\|^2}{2\sigma^2} \right\} \pi(\boldsymbol{\beta}, \sigma) I(\|\boldsymbol{\beta}_2/\sigma\|_\infty \leq a_n) d\sigma^2 d\boldsymbol{\beta} \\
& \geq \pi(\|\boldsymbol{\beta}_2/\sigma\|_\infty \leq a_n) \int \inf_{\|\boldsymbol{\beta}_2/\sigma\|_\infty \leq a_n} \frac{1}{\sigma^n} \exp \left\{ -\frac{\|\mathbf{y} - \mathbf{X}_1\boldsymbol{\beta}_1 - \mathbf{X}_2\boldsymbol{\beta}_2\|^2}{2\sigma^2} \right\} \pi(\boldsymbol{\beta}_1, \sigma^2) d\sigma^2 d\boldsymbol{\beta}_1 \\
& \geq \pi(\|\boldsymbol{\beta}_2/\sigma\|_\infty \leq a_n) \int_{E_1} \inf_{\|\boldsymbol{\beta}_2/\sigma\|_\infty \leq a_n} \frac{1}{\sigma^n} \exp \left\{ -\frac{\|\mathbf{y} - \mathbf{X}_1\boldsymbol{\beta}_1 - \mathbf{X}_2\boldsymbol{\beta}_2\|^2}{2\sigma^2} \right\} \pi(\boldsymbol{\beta}_1, \sigma^2) d\sigma^2 d\boldsymbol{\beta}_1.
\end{aligned}$$

The integral in above inequality satisfies

$$\begin{aligned}
& \text{(A.12)} \\
& \int_{E_1} \inf_{\|\boldsymbol{\beta}_2/\sigma\|_\infty \leq a_n} \frac{1}{\sigma^n} \exp \left\{ -\frac{\|\mathbf{y} - \mathbf{X}_1\boldsymbol{\beta}_1 - \mathbf{X}_2\boldsymbol{\beta}_2\|^2}{2\sigma^2} \right\} \pi(\boldsymbol{\beta}_1, \sigma^2) d\sigma^2 d\boldsymbol{\beta}_1 \\
& \geq \underline{\pi(\boldsymbol{\beta}_1|\sigma^2)} \int_{E_1} \inf_{\|\boldsymbol{\beta}_2/\sigma\|_\infty \leq a_n} \frac{1}{\sigma^n} \exp \left\{ -\frac{\|\mathbf{y} - \mathbf{X}_1\boldsymbol{\beta}_1 - \mathbf{X}_2\boldsymbol{\beta}_2\|^2}{2\sigma^2} \right\} \pi(\sigma^2) d\sigma^2 d\boldsymbol{\beta}_1 \\
& = \underline{\pi(\boldsymbol{\beta}_1|\sigma^2)} \int_{E_1} \inf_{\|\boldsymbol{\beta}_2/\sigma\|_\infty \leq a_n} \frac{1}{\sigma^n} \exp \left\{ -\frac{SSE(\boldsymbol{\beta}_2) + (\boldsymbol{\beta}_1 - \hat{\boldsymbol{\beta}}_1)^T \mathbf{X}_1^T \mathbf{X}_1 (\boldsymbol{\beta}_1 - \hat{\boldsymbol{\beta}}_1)}{2\sigma^2} \right\} \pi(\sigma^2) d\boldsymbol{\beta}_1 d\sigma^2 \\
& \approx \underline{\pi(\boldsymbol{\beta}_1|\sigma^2)} \int_{E_1} \inf_{\|\boldsymbol{\beta}_2/\sigma\|_\infty \leq a_n} \frac{1}{\sigma^n} \exp \left\{ -\frac{SSE(\boldsymbol{\beta}_2)}{2\sigma^2} \right\} \pi(\sigma^2) (2\pi)^{s/2} \sqrt{|\sigma^2(\mathbf{X}_1^T \mathbf{X}_1)^{-1}|} d\sigma^2 \\
& \approx \underline{\pi(\boldsymbol{\beta}_1|\sigma^2)} \sqrt{|\mathbf{X}_1^T \mathbf{X}_1|^{-1}} \sqrt{2\pi}^{-s} \inf_{\|\boldsymbol{\beta}_2\|_\infty \leq a_n(\sigma^* + c_2\epsilon_n)} \frac{\Gamma(a_0 + (n-s)/2)}{(SSE(\boldsymbol{\beta}_2)/2 + b_0)^{a_0 + (n-s)/2}}.
\end{aligned}$$

where  $\hat{\boldsymbol{\beta}}_1 = (\mathbf{X}_1^T \mathbf{X}_1)^{-1} \mathbf{X}_1^T (\mathbf{y} - \mathbf{X}_2\boldsymbol{\beta}_2)$ . The first approximation hold because  $\sqrt{s/n} < c_1\epsilon_n$ , and most the probability of the normal density is in the region of  $\{\|\boldsymbol{\beta}_1 - \hat{\boldsymbol{\beta}}_1\| \leq C\sqrt{s/n}\}$ , which is a subset of  $\{\|\boldsymbol{\beta}_1 - \boldsymbol{\beta}_1^*\| \leq c_1\epsilon_n\}$  in probability, if  $c_1$  is large. Similarly, the second approximation holds since the distribution  $IG(a_0 + (n-s)/2, SSE(\boldsymbol{\beta}_2)/2 + b_0)$  puts most of its mass inside the region  $\{|\sigma^2 - \sigma^{*2}| \leq c_2\epsilon_n\}$ .

Next we study the posterior probability of  $\pi(\xi = \xi' | \mathbf{X}, \mathbf{y})$  for any  $\xi' \supset \xi^*$  up to the normalizing constant. Similar, we use subscript “1” to denote the true model  $\xi^*$ , subscript “2” to denote  $(\xi' \setminus \xi^*)$ , and subscript “3” to denote the rest  $(\xi')^c$ . Let  $\|\cdot\|_{\min}$  be the smallest absolute value of the entries of a

vector.

$$\begin{aligned}
& \text{(A.13)} \\
& \int \frac{1}{\sigma^n} \exp \left\{ -\frac{\|\mathbf{y} - \mathbf{X}_1\boldsymbol{\beta}_1 - \mathbf{X}_2\boldsymbol{\beta}_2 - \mathbf{X}_3\boldsymbol{\beta}_3\|^2}{2\sigma^2} \right\} \pi(\boldsymbol{\beta}, \sigma) I(\|\boldsymbol{\beta}_2/\sigma\|_{\min} > a_n, \|\boldsymbol{\beta}_3/\sigma\|_{\infty} \leq a_n) d\sigma^2 d\boldsymbol{\beta} \\
& \lesssim \pi(\|\boldsymbol{\beta}_2/\sigma\|_{\min} > a_n, \|\boldsymbol{\beta}_3/\sigma\|_{\infty} \leq a_n) \\
& \quad \times \sup_{\|\boldsymbol{\beta}_3/\sigma\|_{\infty} \leq a_n, \boldsymbol{\beta}_2} \int_{E_1} \frac{1}{\sigma^n} \exp \left\{ -\frac{\|\mathbf{y} - \mathbf{X}_1\boldsymbol{\beta}_1 - \mathbf{X}_2\boldsymbol{\beta}_2 - \mathbf{X}_3\boldsymbol{\beta}_3\|^2}{2\sigma^2} \right\} \pi(\boldsymbol{\beta}_1, \sigma) d\sigma^2 d\boldsymbol{\beta}_1 \\
& \leq \pi(\|\boldsymbol{\beta}_2/\sigma\|_{\min} > a_n, \|\boldsymbol{\beta}_3/\sigma\|_{\infty} \leq a_n) \\
& \quad \times \sup_{\|\boldsymbol{\beta}_3/\sigma\|_{\infty} \leq a_n, \boldsymbol{\beta}_2} \int_{E_1} \frac{1}{\sigma^n} \exp \left\{ -\frac{SSE((\boldsymbol{\beta}_2, \boldsymbol{\beta}_3)^T) + (\boldsymbol{\beta}_1 - \tilde{\boldsymbol{\beta}}_1)^T \mathbf{X}_1^T \mathbf{X}_1 (\boldsymbol{\beta}_1 - \tilde{\boldsymbol{\beta}}_1)}{2\sigma^2} \right\} \pi(\boldsymbol{\beta}_1, \sigma) d\sigma^2 d\boldsymbol{\beta}_1 \\
& \leq \pi(\|\boldsymbol{\beta}_2/\sigma\|_{\min} > a_n, \|\boldsymbol{\beta}_3/\sigma\|_{\infty} \leq a_n) \overline{\pi(\boldsymbol{\beta}_1|\sigma^2)} \sqrt{(\mathbf{X}_1^T \mathbf{X}_1)^{-1}} \sqrt{2\pi^s} \\
& \quad \sup_{\|\boldsymbol{\beta}_3\|_{\infty} \leq a_n(\sigma^* + c_2\epsilon_n)} \frac{\Gamma(a_0 + (n-s)/2)}{(SSE(\boldsymbol{\beta}_3)/2 + b_0)^{a_0 + (n-s)/2}},
\end{aligned}$$

where where  $\hat{\boldsymbol{\beta}}_1 = (\mathbf{X}_1^T \mathbf{X}_1)^{-1} \mathbf{X}_1^T (\mathbf{y} - \mathbf{X}_2\boldsymbol{\beta}_2 - \mathbf{X}_3\boldsymbol{\beta}_3)$ .

Therefore, combining the above results, we obtain that for any  $\xi' \supset \xi^*$ ,

$$\begin{aligned}
& \text{(A.14)} \\
& \frac{\pi(\xi = \xi' | \mathbf{X}, \mathbf{y})}{\pi(\xi = \xi^* | \mathbf{X}, \mathbf{y})} \lesssim \frac{\overline{\pi(\boldsymbol{\beta}_1|\sigma^2)}}{\overline{\pi(\boldsymbol{\beta}_1|\sigma^2)}} [p_n^{-(1+u)} / (1 - p_n^{-(1+u)})]^{|\xi' \setminus \xi^*|} \\
& \quad \frac{\sup_{\|\boldsymbol{\beta}_{(\xi^*)^c}\|_{\infty} \leq a_n(\sigma^* + c_2\epsilon_n)} (SSE(\boldsymbol{\beta}_{(\xi^*)^c})/2 + b_0)^{a_0 + (n-s)/2}}{\inf_{\|\boldsymbol{\beta}_{(\xi')^c}\|_{\infty} \leq a_n(\sigma^* + c_2\epsilon_n)} (SSE(\boldsymbol{\beta}_{(\xi')^c})/2 + b_0)^{a_0 + (n-s)/2}}
\end{aligned}$$

It is easy to see that with probability larger than  $1 - 4p_n \cdot p_n^{-c'_6}$ ,  $\|\mathbf{X}^T A \boldsymbol{\epsilon}\|_{\infty} \leq \sqrt{2c'_6 n \log p_n}$  for any idempotent matrix  $A$  and  $c'_6 > 1$ , hence,

$$\begin{aligned}
& \text{(A.15)} \\
& SSE(\boldsymbol{\beta}_{(\xi^*)^c}) = (\mathbf{y} - \mathbf{X}_{(\xi^*)^c} \boldsymbol{\beta}_{(\xi^*)^c})^T (I - P_{\mathbf{X}_{\xi^*}}) (\mathbf{y} - \mathbf{X}_{(\xi^*)^c} \boldsymbol{\beta}_{(\xi^*)^c}) \\
& \leq \sigma^{*2} \boldsymbol{\epsilon}^T (I - P_{\mathbf{X}_{\xi^*}}) \boldsymbol{\epsilon} + \|\mathbf{X}_{(\xi^*)^c} \boldsymbol{\beta}_{(\xi^*)^c}\|^2 - 2\sigma^* \boldsymbol{\epsilon}^T (I - P_{\mathbf{X}_{\xi^*}}) \mathbf{X}_{(\xi^*)^c} \boldsymbol{\beta}_{(\xi^*)^c} \\
& \leq \sigma^{*2} \boldsymbol{\epsilon}^T (I - P_{\mathbf{X}_{\xi^*}}) \boldsymbol{\epsilon} + \|\mathbf{X}_{(\xi^*)^c} \boldsymbol{\beta}_{(\xi^*)^c}\|^2 + 2\sigma^* \sqrt{2c'_6 n \log p_n} \|\boldsymbol{\beta}_{(\xi^*)^c}\|_1; \\
& SSE(\boldsymbol{\beta}_{(\xi')^c}) = (\sigma^* \boldsymbol{\epsilon} - \mathbf{X}_{(\xi')^c} \boldsymbol{\beta}_{(\xi')^c})^T (I - P_{\mathbf{X}_{\xi'}}) (\sigma^* \boldsymbol{\epsilon} - \mathbf{X}_{(\xi')^c} \boldsymbol{\beta}_{(\xi')^c}) \\
& \geq \sigma^{*2} \boldsymbol{\epsilon}^T (I - P_{\mathbf{X}_{\xi'}}) \boldsymbol{\epsilon} - 2(\sigma^* \boldsymbol{\epsilon})^T (I - P_{\mathbf{X}_{\xi'}}) \mathbf{X}_{(\xi')^c} \boldsymbol{\beta}_{(\xi')^c} \\
& \geq \sigma^{*2} \boldsymbol{\epsilon}^T (I - P_{\mathbf{X}_{\xi'}}) \boldsymbol{\epsilon} - 2\sigma^* \sqrt{2c'_6 n \log p_n} \|\boldsymbol{\beta}_{(\xi')^c}\|_1.
\end{aligned}$$

Let  $\tilde{p}_n \triangleq c_3 \sqrt{n\epsilon_n^2 / \log p_n}$ . By the properties of chi-square distribution quantile (e.g. [29]), and Lemma A.2, with probability larger than  $1 - p_n^{-c_6}$  for any constant  $c_6$ ,

$$(A.16) \quad \begin{aligned} \boldsymbol{\varepsilon}^T (I - P_{\mathbf{X}_{\xi^*}}) \boldsymbol{\varepsilon} - \boldsymbol{\varepsilon}^T (I - P_{\mathbf{X}_{\xi'}}) \boldsymbol{\varepsilon} &\leq \sigma^{*2} \{c_7 |\xi' \setminus \xi^*| \log p_n\}, \\ \boldsymbol{\varepsilon}^T (I - P_{\mathbf{X}_{\xi^*}}) \boldsymbol{\varepsilon} &\in \sigma^{*2} (n - s) [1 - c_8, 1 + c_8], \end{aligned}$$

hold for all  $\xi'$  with  $1 < |\xi' \setminus \xi^*| \leq \tilde{p}_n$  when  $n$  is sufficiently large and any  $c_7 > c_6 + 2$ ,  $c_8 > 0$ .

Combine (A.15), (A.16) and the fact that  $\sqrt{n} a_n p_n \sigma^* < k \sqrt{\log p_n}$  for large  $n$ , we have that

$$(A.17) \quad \frac{\sup_{\|\boldsymbol{\beta}_{(\xi^*)^c}\|_\infty \leq a_n(\sigma^* + c_2 \epsilon_n)} (SSE(\boldsymbol{\beta}_{(\xi^*)^c})/2 + b_0)^{a_0 + (n-s)/2}}{\inf_{\|\boldsymbol{\beta}_{(\xi')^c}\|_\infty \leq a_n(\sigma^* + c_2 \epsilon_n)} (SSE(\boldsymbol{\beta}_{(\xi')^c})/2 + b_0)^{a_0 + (n-s)/2}} \leq \exp\{c_9 |\xi' \setminus \xi^*| \log p_n\},$$

where  $c_9$  is any constant satisfying  $c_9 > c_7/2(1 - c_8) + (k^2/2\sigma^{*2} + 2\sqrt{2c_6'}k)/(1 - c_8)$ .

By condition, it is easy to see that  $\overline{\pi(\boldsymbol{\beta}_1 | \sigma^2)} / \underline{\pi(\boldsymbol{\beta}_1 | \sigma^2)} \leq l_n^s$ , combine it with (A.14) and (A.17), we get

$$(A.18) \quad \frac{\pi(\xi = \xi' | \mathbf{X}, \mathbf{y})}{\pi(\xi = \xi^* | \mathbf{X}, \mathbf{y})} \leq l_n^s [p_n^{-(1+u)} / (1 - p_n^{-(1+u)})]^{|\xi' \setminus \xi^*|} \exp\{c_9 |\xi' \setminus \xi^*| \log p_n\}$$

By condition  $1 + u > 2 + c_6/2 + k^2/2\sigma^{*2} + 2\sqrt{2c_6'}k$ , we can choose proper  $c_7$ ,  $c_8$  and  $c_9$  such that  $1 + u - c_9 = u' > 1$ , and

$$(A.19) \quad \frac{\pi(\xi = \xi' | \mathbf{X}, \mathbf{y})}{\pi(\xi = \xi^* | \mathbf{X}, \mathbf{y})} \leq l_n^s p_n^{-u' |\xi' \setminus \xi^*|}.$$

Therefore, since  $u' > 1$

$$\sum_{\xi' \supset \xi^*, 1 < |\xi' \setminus \xi^*| \leq \tilde{p}_n} \frac{\pi(\xi = \xi' | \mathbf{X}, \mathbf{y})}{\pi(\xi = \xi^* | \mathbf{X}, \mathbf{y})} \leq l_n^s [(1 + p_n^{-u'})^{p_n} - 1] \asymp l_n^s p_n^{-(u'-1)}.$$

In conclusion, with probability  $1 - \exp(-c_5 n \epsilon_n^2) - p_n^{-c_6} - 4p_n^{-c_6' + 1}$ , with have  $\pi(\xi = \xi^* | \mathbf{X}, \mathbf{y}) > 1 - p_n^{-u''}$  for some  $u'' > 0$ . Note that since  $s \log l_n \prec \log p_n$ , we could choose  $0 < u'' < u' - 1$ .  $\square$

THEOREM A.4 (BvM theorem). *Under the conditions in theorem A.3, and  $a_n \prec (1/p_n)\sqrt{1/(ns \log p_n)}$ ,  $\lim s \log l_n = 0$ , we have*

$$\begin{aligned} & \|\pi(\boldsymbol{\beta}, \sigma^2 | \mathbf{X}, \mathbf{y}) \\ & - \phi(\boldsymbol{\beta}_{\xi^*}; \hat{\boldsymbol{\beta}}_{\xi^*}, \sigma^2(\mathbf{X}_{\xi^*}^T \mathbf{X}_{\xi^*})^{-1}) \prod_{j \notin \xi^*} \pi(\beta_j | \sigma^2) ig(\sigma^2, (n-s)/2, \hat{\sigma}^2(n-s)/2)\|_{TV} \\ & \rightarrow 0 \end{aligned}$$

in probability, where  $\phi$  is the density of multivariate normal distribution,  $ig$  denotes the density function of inverse gamma distribution,  $\hat{\boldsymbol{\beta}}_{\xi^*}$  and  $\hat{\sigma}^2$  is the MLE of  $\boldsymbol{\beta}_{\xi^*}$  and  $\sigma^2$  given data  $(\mathbf{y}, \mathbf{X}_{\xi^*})$ .

PROOF. Let  $\boldsymbol{\theta} = (\boldsymbol{\beta}_{\xi^*}, \sigma^2)^T$ ,  $\boldsymbol{\theta}' = \boldsymbol{\beta}_{(\xi^*)^c}$  and let  $\pi_0(\boldsymbol{\theta})$  denote the normal inverse gamma distribution  $\phi(\boldsymbol{\beta}_{\xi^*}; \hat{\boldsymbol{\beta}}_{\xi^*}, \sigma^2(\mathbf{X}_{\xi^*}^T \mathbf{X}_{\xi^*})^{-1}) ig(\sigma^2, (n-s)/2, \hat{\sigma}^2(n-s)/2)$ , and

$$\begin{aligned} \pi_1(\boldsymbol{\theta}) &= C \frac{1}{\sigma^n} \exp \left\{ -\frac{\|\mathbf{y} - \mathbf{X}_{\xi^*} \boldsymbol{\beta}_{\xi^*}\|^2}{2\sigma^2} \right\} \pi(\sigma^2) \\ \pi_2(\boldsymbol{\theta}) &= \prod_{j \in \xi^*} \frac{\pi(\beta_j | \sigma^2)}{\pi(\beta_j^* | \sigma^{*2})}, \\ \pi_3(\boldsymbol{\theta}, \boldsymbol{\theta}') &= \exp \left\{ -\frac{\|\mathbf{y} - \mathbf{X} \boldsymbol{\beta}\|^2 - \|\mathbf{y} - \mathbf{X}_{\xi^*} \boldsymbol{\beta}_{\xi^*}\|^2}{2\sigma^2} \right\} \prod_{j \notin \xi^*} \pi(\beta_j | \sigma^2), \end{aligned}$$

where  $C$  normalizes  $\pi_1$ . Thus, we have the posterior  $\pi(\boldsymbol{\beta}, \sigma^2 | \mathbf{X}, \mathbf{y}) \propto \pi_1 \pi_2 \pi_3$ .

It is trivial to see that  $\pi_1$  is exactly a normal-inverse-gamma distribution, i.e.  $\sigma^2 \sim IG((n-s)/2 + a_0, \hat{\sigma}^2(n-s)/2 + b_0)$ , and the conditional distribution of  $\boldsymbol{\beta}_{\xi^*}$  follows  $\boldsymbol{\beta}_{\xi^*} | \sigma^2 \sim N(\hat{\boldsymbol{\beta}}_{\xi^*}, \sigma^2(\mathbf{X}_{\xi^*}^T \mathbf{X}_{\xi^*})^{-1})$ , where  $\hat{\boldsymbol{\theta}} = (\hat{\boldsymbol{\beta}}_{\xi^*}, \hat{\sigma}^2)$ . And furthermore, as long as  $n-s \rightarrow \infty$ , it is not different to show that  $\|IG((n-s)/2, \hat{\sigma}^2(n-s)/2) - IG((n-s)/2 + a_0, \hat{\sigma}^2(n-s)/2 + b_0)\|_{TV} \rightarrow 0$  with dominating probability, i.e.,  $\|\pi_1(\boldsymbol{\theta}) - \pi_0(\boldsymbol{\theta})\|_{TV} = o_p(1)$ .

Let  $\Omega_1 = \{\|\boldsymbol{\beta}_{\xi^*} - \boldsymbol{\beta}_{\xi^*}^*\| \leq \sigma^* \epsilon_n \text{ and } |\sigma^2 - \sigma^{*2}| < c_4 \epsilon_n\}$ . By the conditions of the theorem, if  $\boldsymbol{\theta} \in \Omega_1$ ,  $|\pi_2 - 1| \leq |l_n^s - 1| \rightarrow 0$ . Therefore,

$$\begin{aligned} & \int_{\Omega_1} |\pi_1(\boldsymbol{\theta}) \pi_2(\boldsymbol{\theta}) - \pi_0(\boldsymbol{\theta})| d\boldsymbol{\theta} \leq \int_{\Omega_1} |\pi_1 \pi_2 - \pi_1| d\boldsymbol{\theta} + \int_{\Omega_1} |\pi_1(\boldsymbol{\theta}) - \pi_0(\boldsymbol{\theta})| d\boldsymbol{\theta} \\ & \leq \max_{\Omega_1} |\pi_2(\boldsymbol{\theta}) - 1| + \int_{\Omega_1} |\pi_1(\boldsymbol{\theta}) - \pi_0(\boldsymbol{\theta})| d\boldsymbol{\theta} = o_p(1). \end{aligned}$$

Denote  $\boldsymbol{\varepsilon}(\boldsymbol{\beta}_{\xi^*}) = \mathbf{y} - \mathbf{X}_{\xi^*} \boldsymbol{\beta}_{\xi^*}$ , and let  $\Omega_2 = \{(\boldsymbol{\theta}, \boldsymbol{\theta}') \in \Omega_1, \|\beta_j/\sigma\| \leq a_n \text{ for all } j \notin \xi^*\}$ . For any  $(\boldsymbol{\theta}, \boldsymbol{\theta}')^T \in \Omega_2$ ,  $\|\boldsymbol{\varepsilon}(\boldsymbol{\beta}_{\xi^*})\| \in [|\sigma^* \boldsymbol{\varepsilon}| \pm \sigma^* \sqrt{|\xi^*|} \sqrt{n} \epsilon_n]$ ,

and  $|\|\boldsymbol{\varepsilon}(\boldsymbol{\beta}_\xi^*)\|^2 - \|\boldsymbol{\varepsilon}(\boldsymbol{\beta}_\xi^*) - \mathbf{X}_{\xi^{*c}}\boldsymbol{\beta}_{\xi^{*c}}\|^2| \leq \|\mathbf{X}_{\xi^{*c}}\boldsymbol{\beta}_{\xi^{*c}}\|^2 + 2\boldsymbol{\varepsilon}(\boldsymbol{\beta}_\xi^*)^T \mathbf{X}_{\xi^{*c}}\boldsymbol{\beta}_{\xi^{*c}} \leq na_n^2 p_n^2 + 2(\boldsymbol{\varepsilon} + \mathbf{X}_{\xi^{*c}}(\boldsymbol{\beta}_{\xi^*}^* - \boldsymbol{\beta}_{\xi^*}^*))^T \mathbf{X}_{\xi^{*c}}\boldsymbol{\beta}_{\xi^{*c}} \leq na_n^2 p_n^2 + O(\sqrt{n \log p_n} a_n p_n) + O(\sqrt{n} \epsilon_n \sqrt{n} a_n p_n)$  in probability. Since  $na_n p_n \prec 1/\epsilon_n$ ,  $|\|\boldsymbol{\varepsilon}(\boldsymbol{\beta}_\xi^*)\|^2 - \|\boldsymbol{\varepsilon}(\boldsymbol{\beta}_\xi^*) - \mathbf{X}_{\xi^{*c}}\boldsymbol{\beta}_{\xi^{*c}}\|^2| = o_p(1)$ . Therefore,

$$\begin{aligned} & \int_{\Omega_2} [\pi_3(\boldsymbol{\theta}, \boldsymbol{\theta}') - \prod_{j \notin \xi^*} \pi(\beta_j | \sigma^2)] d\boldsymbol{\theta}' \\ & \leq \int_{\Omega_2} \left| \exp \left\{ -\frac{\|\mathbf{y} - \mathbf{X}\boldsymbol{\beta}\|^2 - \|\mathbf{y} - \mathbf{X}_{\xi^*}\boldsymbol{\beta}_{\xi^*}\|^2}{2\sigma^2} \right\} - 1 \right| \prod_{j \notin \xi^*} \pi(\beta_j | \sigma^2) d\boldsymbol{\theta}' \\ & \leq |\exp[o_p(1)/(2\sigma^{*2} - c_4\epsilon_n)] - 1| \int_{\Omega_3} \prod_{j \notin \xi^*} \pi(\beta_j | \sigma) d\boldsymbol{\theta}' = o_p(1). \end{aligned}$$

Combining the above inequalities, we have

$$\begin{aligned} & \int_{\Omega_2} |\pi_1 \pi_2 \pi_3(\boldsymbol{\theta}, \boldsymbol{\theta}') - \pi_0(\boldsymbol{\theta}) \prod_{j \notin \xi^*} \pi(\beta_j | \sigma^2)| d\boldsymbol{\theta}' d\boldsymbol{\theta} \\ & \leq \int_{\Omega_2} \pi_1 \pi_2(\boldsymbol{\theta}) |\pi_3(\boldsymbol{\theta}, \boldsymbol{\theta}') - \prod_{j \notin \xi^*} \pi(\beta_j | \sigma^2)| d\boldsymbol{\theta}' d\boldsymbol{\theta} \\ & \quad + \int_{\Omega_2} |\pi_1 \pi_2(\boldsymbol{\theta}) - \pi_0(\boldsymbol{\theta})| \prod_{j \notin \xi^*} \pi(\beta_j | \sigma^2) d\boldsymbol{\theta}' d\boldsymbol{\theta} \\ & \leq o_p(1) \int_{\Omega_1} \pi_1 \pi_2(\boldsymbol{\theta}) d\boldsymbol{\theta} + \int_{\Omega_1} |\pi_1 \pi_2(\boldsymbol{\theta}) - \pi_0(\boldsymbol{\theta})| d\boldsymbol{\theta} = o_p(1). \end{aligned}$$

By theorem A.1 and A.3, with high probability,  $\int_{\Omega_2^c} \pi(\boldsymbol{\theta}, \boldsymbol{\theta}' | D_n) \rightarrow 0$ . Also it is not difficult to verify that  $\int_{\Omega_2^c} \pi_0(\boldsymbol{\theta}) \prod_{j \notin \xi^*} \pi(\beta_j | \sigma^2) d\boldsymbol{\theta}' d\boldsymbol{\theta} = o_p(1)$ . Therefore we conclude that

$$\int |\pi(\boldsymbol{\theta}, \boldsymbol{\theta}' | D_n) - \pi_0(\boldsymbol{\theta}) \prod_{j \notin \xi^*} \pi(\beta_j | \sigma^2)| d\boldsymbol{\theta}' d\boldsymbol{\theta} = o_p(1).$$

□

### Proof of Theorem 3.1

PROOF. It is sufficient to show that  $g(\beta_i/\lambda_n)/\lambda_n$  satisfies condition (A.1). Assume that  $\underline{c}x^{-r} < g(x) < \bar{c}x^{-r}$  for sufficiently large  $x$ .

$$\int_{a_n}^{\infty} g(x/\lambda_n)/\lambda_n dx = \int_{a_n/\lambda_n}^{\infty} g(x) dx \leq \bar{c} \frac{1}{r-1} \{a_n/\lambda_n\}^{-(r-1)}.$$



Given  $\lambda_n \leq a_n p_n^{-(u+1)/(r-1)}$  for some  $u > 0$ ,

$$\bar{c} \frac{1}{r-1} \{a_n/\lambda_n\}^{-(r-1)} \leq c \frac{1}{r-1} p_n^{-1-u} \prec \frac{1}{2} p_n^{-1-u'},$$

for  $0 < u' < u$ . Hence  $1 - \int_{-a_n}^{a_n} g(x/\lambda_n)/\lambda_n dx \leq p_n^{-(1+u')}$ , i.e. the first inequality of (A.1) holds.

$$\begin{aligned} -\log\left(\inf_{x \in [-E_n, E_n]} g(x/\lambda_n)/\lambda_n\right) &= -\log\left(\inf_{x \in [-E_n/\lambda_n, E_n/\lambda_n]} g(x)/\lambda_n\right) \\ &\leq -\log(\underline{c}(E_n/\lambda_n)^{-r}/\lambda_n) = -\log \underline{c} + (r+1) \log(1/\lambda_n) + r \log(E_n). \end{aligned}$$

Given that  $\log(E_n) \asymp \log p_n$ ,  $-\log \lambda_n = O(\log p_n)$ , we verify the second inequality of (A.1). □

### Proof of Theorem 3.2

PROOF. We first verify the condition (A.1).

Let  $g_\lambda(x) = m_0 \phi(x; 0, \sigma_0^2) + m_1 \phi(x; 0, \sigma_1^2)$ . Then

$$\begin{aligned} 1 - \int_{-a_n}^{a_n} g_\lambda(x) dx &= 2[m_0(1 - \Phi(a_n/\sigma_0)) + m_1(1 - \Phi(a_n/\sigma_1))] \\ &\leq m_1 + 2m_0(1 - \Phi(a_n/\sigma_0)) \leq m_1 + \frac{\sqrt{2}}{a_n \sqrt{\pi}/\sigma_0} \exp\{-a_n^2/2\sigma_0^2\} \leq 1/p_n^{1+u'}, \end{aligned}$$

for some  $0 < u' \leq u$ . Besides, by the conditions, we also have

$$\begin{aligned} -\log\left(\inf_{x \in [-E_n, E_n]} g_\lambda(x)\right) &\leq -\log(m_1 \inf_{x \in [-E_n, E_n]} \phi(x/\sigma_1)) \\ &= C + (1+u) \log p_n + E_n^2/(2\sigma_1^2) + \log \sigma_1 \asymp \log p_n. \end{aligned}$$

Now, we study the flatness  $l_n$ . When  $E \geq x \succ \epsilon_n$ ,

$$\begin{aligned} \frac{(1-m_1)\sigma_1 \exp\{-x^2/2\sigma_0^2\}}{m_1\sigma_0 \exp\{-x^2/2\sigma_1^2\}} &= \frac{(1-m_1)}{m_1} \exp\left\{-\frac{x^2}{2\sigma_0^2} - \log \sigma_0 + \frac{x^2}{2\sigma_1^2} + \log \sigma_1\right\} \\ &\leq \frac{(1-m_1)}{m_1} \exp\left\{-\frac{\epsilon_n^2}{2\sigma_0^2} - \log \sigma_0 + \frac{E_n^2}{2\sigma_1^2} + \log \sigma_1\right\} \rightarrow 0. \end{aligned}$$

Note the above convergence result holds since  $E_n^2/\sigma_1^2 + \log \sigma_1 \asymp \log p_n$  and  $\sigma_0 = O(a_n/\log p_n)$ . Hence ,

$$\frac{g_\lambda(x)}{m_1 \phi(x; 0, \sigma_1^2)} = 1 + \frac{1-m_1}{m_1} \frac{\sigma_1 \exp\{-x^2/2\sigma_0^2\}}{\sigma_0 \exp\{-x^2/2\sigma_1^2\}} \rightarrow 1.$$

So, we have that

$$\begin{aligned} l_n &= \max_{j \in \xi^*} \sup_{x_1, x_2 \in \beta_j^* / \sigma^* \pm c' \epsilon_n} g_\lambda(x_1) / g_\lambda(x_2) \asymp \max_{j \in \xi^*} \sup_{x_1, x_2 \in \beta_j^* / \sigma^* \pm c' \epsilon_n} \phi(x_1 / \sigma_1) / \phi(x_2 / \sigma_1) \\ &\leq \max_{j \in \xi^*} \sup_{x_1, x_2 \in \beta_j^* / \sigma^* \pm c' \epsilon_n} \exp\{(x_1^2 - x_2^2) / 2\sigma_1^2\} = \max_{j \in \xi^*} \exp\{2(\beta_j^* + c' \epsilon_n) c' \epsilon_n / \sigma_1^2\}, \end{aligned}$$

and it implies that  $s \log l_n \leq O(s E_n \epsilon_n) / \sigma_1^2$ .

Therefore, the theorem is proved by applying theorem [A.1](#), [A.3](#) and [A.4](#).  $\square$

## REFERENCES

- [1] ARMAGAN, A., CLYDE, M. and DUNSON, D. B. (2011). Generalized beta mixtures of Gaussians. In *Advances in neural information processing systems* 523–531.
- [2] ARMAGAN, A., DUNSON, D. B., LEE, J., BAJWA, W. U. and STRAWN, N. (2013). Posterior consistency in linear models under shrinkage priors. *Biometrika* **100** 1011–1018.
- [3] ARMAGAN, A., DUNSON, D. B. and LEE, J. (2013). Generalized double Pareto shrinkage. *Statistica Sinica* **23** 119–143.
- [4] BARRON, A. (1998). Information-theoretic characterization of Bayes performance and the choice of priors in parametric and nonparametric problems. In *Bayesian Statistics 6* (J. M. BERNARDO, J. BERGER, A. DAWID and A. SMITH, eds.) 27–52.
- [5] BHADRA, A., DATTA, J., LI, Y., POLSON, N. G. and WILLARD, B. (2016). Prediction risk for the horseshoe regression. *arXiv:1605.04796*.
- [6] BHATTACHARYA, A., PATI, D., PILLAI, N. S. and DUNSON, D. B. (2015). Dirichlet-Laplace priors for optimal shrinkage. *Journal of the American Statistical Association* **110** 1479–1490.
- [7] BONTEMPS, D. (2011). Bernstein–von Mises theorems for Gaussian regression with increasing number of regressors. *The Annals of Statistics* **39** 2557–2584.
- [8] BREHENY, P. and HUANG, J. (2011). Coordinate descent algorithms for Nonconvex penalized regression, with applications to biological feature selection. *The Annals of Applied Statistics* **5** 232–243.
- [9] CARVALHO, C. M., POLSON, N. G. and SCOTT, J. G. (2010). The horseshoe estimator for sparse signals. *Biometrika* **97** 465–480.
- [10] CASTILLO, I., SCHMIDT-HIEBER, J. and VAN DER VAART, A. W. (2015). Bayesian linear regression with sparse priors. *Annals of Statistics* 1986–2018.
- [11] CASTILLO, I. and VAN DER VAART, A. (2012). Needles and straw in a haystack: Posterior concentration for possibly sparse sequences. *The Annals of Statistics* **40** 2069–2101.
- [12] CHEN, J. and CHEN, Z. (2008). Extended Bayesian Information Criteria for Model Selection with Large Model Spaces. *Biometrika* **95** 759–771.
- [13] DEBDEEP PATI, D., BHATTACHARYA, A., PILLAI, N. S. and DUNSON, D. (2014). Posterior contraction in sparse Bayesian factor models for massive covariance matrices. *Annals of Statistics* **42** 1102–1130.
- [14] DEZEURE, R., BÜHLMANN, P., MEIER, L. and MEINSHAUSEN, N. (2014). High-dimensional Inference: Confidence intervals, p-values and R-Software hdi. *arXiv:1408.4026*.

- [15] DUANE, S., KENNEDY, A. D., PENDLETON, B. J. and ROWETH, D. (1987). Hybrid Monte Carlo. *Physics Letters B* **195** 216-222.
- [16] EFRON, B. (2004). Large-scale simultaneous hypothesis testing: the choice of a null hypothesis. *Journal of the American Statistical Association* **99** 96-104.
- [17] FAN, J. and LI, R. (2001). Variable selection via nonconcave penalized likelihood and its oracle properties. *Journal of the American Statistical Association* **96** 1348-1360.
- [18] FRIEDMAN, J., HASTIE, T. and TIBSHIRANI, R. (2010). Regularization paths for generalized linear models via coordinate descent. *Journal of Statistical Software* **33** 1-22.
- [19] GEORGE, E. I. and MCCULLOCH, R. E. (1993). Variable selection via Gibbs sampling. *Journal of the American Statistical Association* **88** 881-889.
- [20] GHOSAL, S. (1999). Asymptotic normality of posterior distributions in high-dimensional linear models. *Bernoulli* **5** 315-331.
- [21] GHOSAL, S., GHOSH, J. K. and VAN DER VAART, A. W. (2000). Convergence rates of posterior distributions. *Annals of Statistics* **28** 500-531.
- [22] GHOSAL, S. and VAN DER VAART, A. W. (2007). Convergence rates of posterior distributions for noniid observations. *Annals of Statistics* **35** 192-223.
- [23] GHOSH, P. and CHAKRABARTI, A. (2014). Posterior Concentration Properties of a General Class of Shrinkage Priors around Nearly Black Vectors. *arXiv preprint arXiv:1412.8161*.
- [24] GIROLAMI, M. and GALDERHEAD, B. (2011). Riemann manifold Langevin and Hamiltonian Monte Carlo methods. *Journal of the Royal Statistical Society, Series B* **73** 123-214.
- [25] GRIFFIN, J. E. and BROWN, P. J. (2012). Structuring shrinkage: some correlated priors for regression. *Biometrika* **99** 481-487.
- [26] GRIFFIN, J. E. and BROWN, P. J. (2011). BAYESIAN HYPER-LASSOS WITH NON-CONVEX PENALIZATION. *Australian & New Zealand Journal of Statistics* **53** 423-442.
- [27] HAHN, P. R. and CARVALHO, C. M. (2015). Decoupling Shrinkage and Selection in Bayesian Linear Models: A Posterior Summary Perspective. *Journal of the American Statistical Association* **110** 435-448.
- [28] HANS, C. (2009). Bayesian lasso regression. *Biometrika* **96** 835-845.
- [29] INGLOT, T. (2010). Inequalities for Quantiles of the Chi-Square Distribution. *Probability and Mathematical Statistics* **30** 339-351.
- [30] ISHWARAN, H. and RAO, J. S. (2005). Spike and slab variable selection: frequentist and Bayesian strategies. *Annals of Statistics* 730-773.
- [31] JIANG, W. (2007). Bayesian Variable Selection for High Dimensional Generalized Linear Models: Convergence Rate of the Fitted Densities. *Annals of Statistics* **35** 1487-1511.
- [32] JOHNSON, V. E. and ROSSEL, D. (2012). Bayesian Model Selection in High-dimensional Settings. *Journal of the American Statistical Association* **107** 649-660.
- [33] KLEIJN, B. J. K. and VAN DER VAART, A. W. (2006). Misspecification in Infinite-Dimensional Bayesian Statistics. *Annals of Statistics* **34** 837-877.
- [34] LI, H. and PATI, D. (2017). Variable selection using shrinkage priors. *Computational Statistics & Data Analysis* **107** 107-119.
- [35] LIANG, F., SONG, Q. and YU, K. (2013). Bayesian Subset Modeling for High Dimensional Generalized Linear Models. *Journal of the American Statistical Association* **108** 589-606.
- [36] LIANG, F. and ZHANG, J. (2008). Estimating FDR under general dependence using stochastic approximation. *Biometrika* **95** 961-977.

- [37] LOCKHART, R., TAYLOR, J., TIBSHIRANI, R. J. and TIBSHIRANI, R. (2014). A significance test for the lasso. *Annals of statistics* **42** 413.
- [38] LUO, S., SONG, R. and WITTEN, D. (2014). Sure Screening for Gaussian Graphical Models. *arXiv:1407.7819*.
- [39] MARTIN, R., MESS, R. and WALKER, S. G. (2017). Empirical Bayes posterior concentration in sparse high-dimensional linear models. *Bernoulli* **3** 1822-1847.
- [40] NARISSETTY, N. N. (2016). Statistical Analysis of Complex Data: Bayesian Model Selection and Functional Data Depth. PhD thesis, University of Michigan.
- [41] NARISSETTY, N. N. and HE, X. (2014). Bayesian variable selection with shrinking and diffusing priors. *The Annals of Statistics* **42** 789-817.
- [42] NEAL, R. M. (2011). MCMC using Hamiltonian dynamics. In *Handbok of Markov Chain Monte Carlo* (S. Brooks, A. Gelman, G. Jones and X.-L. Meng, eds.) 113-162. Chapman & Hall/CRC Press.
- [43] PARK, T. and CASELLA, G. (2008). The Bayesian Lasso. *Journal of the American Statistical Association* **103** 681-686.
- [44] RASKUTTI, G., WAINWRIGHT, M. J. and YU, B. (2011). Minimax rates of estimation for high-dimensional linear regression over  $L_q$ -balls. *Information Theory, IEEE Transactions on* **57** 6976-6994.
- [45] SCHEETZ, T. E., KIM, K.-Y. A., SWIDERSKI, R. E., PHILP, A. R., BRAUN, T. A., KNUDTSON, K. L., DORRANCE, A. M., DiBONA, G. F., HUANG, J., CASAVANT, T. L., SHEFFIELD, V. C. and STONE, E. M. (2006). Regulation of gene expression in the mammalian eye and its relevance to eye disease. *Proceedings of the National Academy of Sciences* **103** 14429-14434.
- [46] SCOTT, J. G. and BERGER, J. O. (2010). Bayes and empirical-Bayes multiplicity adjustment in the variable-selection problem. *Annals of Statistics* 2587-2619.
- [47] SONG, Q. and CHENG, G. (2018). Bayesian sharp minimaxity via FDR penalization. *preprint*.
- [48] SONG, Q. and LIANG, F. (2014). A Split-and-Merge Bayesian Variable Selection Approach for Ultra-high dimensional Regression. *Journal of the Royal Statistical Society, Series B* **77** 947-972.
- [49] SONG, Q. and LIANG, F. (2015). High Dimensional Variable Selection with Reciprocal  $L_1$ -Regularization. *Journal of the American Statistical Association* **110**.
- [50] TANG, X., XU, X., GHOSH, M. and GHOSH, P. (2016). Bayesian variable selection and estimation based on global-local shrinkage priors. *arXiv:1605.07981*.
- [51] TIBSHIRANI, R. (1996). Regression shrinkage and selection via the LASSO. *Journal of the Royal Statistical Society, Series B* **58** 267-288.
- [52] TIBSHIRANI, R. J., TAYLOR, J., LOCKHART, R. and TIBSHIRANI, R. (2016). Exact post-selection inference for sequential regression procedures. *Journal of the American Statistical Association* **111** 600-620.
- [53] VAN DE GEER, S., BÜHLMANN, P., RITOV, Y. and DEZEURE, R. (2014). On asymptotically optimal confidence regions and tests for high-dimensional models. *The Annals of Statistics* **42** 1166-1202.
- [54] VAN DER PAS, S. L., KLEIJN, B. J. K. and VAN DER VAART A. W. (2014). The horseshoe estimator: Posterior concentration around nearly black vectors. *Electronic Journal of Statistics* **2** 2585-2618.
- [55] VAN DER PAS, S. L., SZABO, B. and VAN DER VAART, A. (2017). Adaptive posterior contraction rates for the horseshoe. *arXiv:1702.03698*.
- [56] VAN DER PAS, S. L., SZABO, B. and VAN DER VAART, A. (in press). Uncertainty Quantification for the Horseshoe. *Bayesian Analysis*.
- [57] VAN DER VAART, A. W. and WELLNER, J. A. (1996). *Weak Convergence and Em-*

- pirical Processes*. Springer, New York.
- [58] VERSHYNIN, R. (2012). Introduction to the non-asymptotic analysis of random matrices. 210-268. Cambridge Univ. Press, Cambridge.
  - [59] WEI, R. (2017). Bayesian Variable Selection Using Continuous Shrinkage Priors for Nonparametric Models and Non-Gaussian Data PhD thesis.
  - [60] XU, Z., SCHMIDT, D. F., MAKALIC, E., QIAN, G. and HOPPER, J. L. (2017). Bayesian sparse global-local shrinkage regression for grouped variables. *arXiv:1709.04333*.
  - [61] YANG, Y., WAINWRIGHT, M. J. and JORDAN, M. I. (2016). On the Computational Complexity of High-Dimensional Bayesian Variable Selection. *Annals of Statistics* **44** 2497-2532.
  - [62] ZHANG, C. H. (2010). Nearly unbiased variable selection under minimax concave penalty. *Annals of Statistics* **38** 894-942.
  - [63] ZHANG, C. H. and HUANG, J. (2008). The sparsity and bias of the LASSO selection in high-dimensional regression. *Annals of Statistics* **36** 1567-1594.
  - [64] ZHANG, C. H. and ZHANG, S. (2014). Confidence intervals for low dimensional parameters in high dimensional linear models. *Journal of the Royal Statistical Society: Series B (Statistical Methodology)* **76** 217-242.
  - [65] ZHANG, Y., REICH, B. J. and BONDELL, H. D. (2017). High Dimensional Linear Regression via the R2-D2 Shrinkage Prior. *arXiv:1609.00046*.
  - [66] ZOU, H. and HASTIE, T. (2005). Regularization and variable selection via the elastic net. *Journal of the Royal Statistical Society, Series B* **67** 301-320.
  - [67] ZUBKOV, A. and SEROV, A. (2013). A complete proof of universal inequalities for the distribution function of the binomial law. *Theory of Probability & Its Applications* **57** 539-544.