

# Emo, Love, and God: Making Sense of *Urban Dictionary*, a Crowd-Sourced Online Dictionary

Dong Nguyen<sup>1,2</sup>, Barbara McGillivray<sup>1,3</sup>,  
and Taha Yasseri<sup>1,4</sup>

**Subject Areas:**

human-computer interaction

**Keywords:**

Natural language processing,  
Linguistic innovation, Computational  
sociolinguistics, Human-computer  
interaction

**Author for correspondence:**

Dong Nguyen  
e-mail: [dnguyen@turing.ac.uk](mailto:dnguyen@turing.ac.uk)

<sup>1</sup>The Alan Turing Institute, London, UK.

<sup>2</sup>Institute for Language, Cognition and Computation,  
School of Informatics, University of Edinburgh,  
Edinburgh, UK.

<sup>3</sup>Theoretical and Applied Linguistics, Faculty of  
Modern and Medieval Languages, University of  
Cambridge, Cambridge, UK.

<sup>4</sup>Oxford Internet Institute, University of Oxford, Oxford,  
UK.

The Internet facilitates large-scale collaborative projects. The emergence of Web 2.0 platforms, where producers and consumers of content unify, has drastically changed the information market. On the one hand, the promise of the "wisdom of the crowd" has inspired successful projects such as Wikipedia, which has become the primary source of crowd-based information in many languages. On the other hand, the decentralized and often un-monitored environment of such projects may make them susceptible to systematic malfunction and misbehavior. In this work, we focus on Urban Dictionary, a crowd-sourced online dictionary. We combine computational methods with qualitative annotation and shed light on the overall features of Urban Dictionary in terms of growth, coverage and types of content. We measure a high presence of opinion-focused entries, as opposed to the meaning-focused entries that we expect from traditional dictionaries. Furthermore, Urban Dictionary covers many informal, unfamiliar words as well as proper nouns. There is also a high presence of offensive content, but highly offensive content tends to receive lower scores through the voting system. Our study highlights that Urban Dictionary has a higher content heterogeneity than found in traditional dictionaries, which poses challenges in terms in processing but also offers opportunities to analyze and track language innovation.

## 1. Introduction

Contemporary information communication technologies open up new ways of cooperation leading to the emergence of large-scale crowd-sourced collaborative projects [1]. Examples of such projects are open software development [2], *citizen science* campaigns [3], and most notably Wikipedia [4]. All these projects are based on contributions from volunteers, often anonymous and non-experts. Although the success of most of these examples is beyond expectation, there are challenges and shortcomings to be considered as well. In the case of Wikipedia for instance, inaccuracies [5], edit wars and destructive interactions between contributors [6,7], and biases in coverage and content [8,9], are only a few to name among many undesirable aspects of the project that have been studied in detail.

The affordances of Internet-mediated crowd-sourced platforms has also led to the emergence of crowd-sourced online dictionaries. Language is constantly changing. Over time, new words enter the lexicon, others become obsolete, and existing words acquire new meanings (i.e. senses) [10]. Dictionaries record new words and new meanings, and are regularly updated. However, a new word or a new meaning needs to have enough evidence backing it up before it can enter a traditional dictionary. For example, *selfie* was the Oxford dictionaries word of the year in 2013 and its frequency in the English language increased by 17,000% in that year. Its first recorded use dates back to 2002,<sup>1</sup> but was only added to OxfordDictionaries.com in August 2013. Even though some of the traditional online dictionaries, such as Oxford Dictionaries<sup>2</sup> or Macmillan Dictionary,<sup>3</sup> have considered implementing crowdsourcing in their workflow [11], for most, they rely on professional lexicographers to select, design, and compile their entries.

Unlike traditional online dictionaries, the content in crowd-sourced online dictionaries comes from non-professional contributors and popular examples are Urban Dictionary<sup>4</sup> and Wiktionary [12].<sup>5</sup> Collaborative online dictionaries are constantly updated and have a lower threshold for including new material compared to traditional dictionaries. Moreover, it has also been suggested that such dictionaries might be driving linguistic change, not only reflecting it [13,14]. At the same time, such dictionaries are subject to spam and vandalism, as well as “unspecific, incorrect, outdated, oversimplified, or overcomplicated descriptions” [11]. Another concern affecting such collaborative dictionaries is the question of whether their content reflects real language innovation, as opposed to the concerns of a specific community of users, their opinions, and generally neologisms and new word meanings that will not last in the language.

This paper focuses on Urban Dictionary (UD), an online crowd-sourced dictionary that was founded in December 1999. Users contribute by submitting an entry describing a word and a word might therefore have multiple entries. According to Aaron Peckham, its founder, “*People write really opinionated definitions and incorrect definitions. There are also ones that have poor spelling and poor grammar [...] I think reading those makes definitions more entertaining and sometimes more accurate and honest than a heavily researched dictionary definition.*” [15]. An UD entry for *selfie* is shown in Figure 1, in which *selfie* is defined as ‘*The beginning of the end of intelligent civilization.*’ and accompanied with an example usage ‘*Future sociologists use the selfie as an artifact for the end of times.*’. Furthermore, entries can contain tags (e.g., #*picture*, #*photograph*). In total, Urban Dictionary contains 76 entries for *selfie* (July 2016), the earliest submitted in 2009, and a range of variations (e.g., *selfie-conscious*, *selfied*, *selfieing* and *selfie-esteem*). Overall, there are 353 entries that describe a word (or phrase) containing the string *selfie* (see Figure 2 for a plot over time). Figure 3 shows a similar plot for *fleek* and *on fleek*, a phrase that went viral in 2014. UD thus not only captures new words rapidly, but it also captures the many variations that arise over time. Furthermore, the personal, informal, and often offensive nature of the content in this popular site is another of

<sup>1</sup><http://blog.oxforddictionaries.com/press-releases/oxforddictionaries-word-of-the-year-2013/>.

<sup>2</sup><https://www.oxforddictionaries.com>

<sup>3</sup><https://www.macmillandictionary.com>

<sup>4</sup><https://www.urbandictionary.com/>

<sup>5</sup>[https://en.wiktionary.org/wiki/Wiktionary:Main\\_Page](https://en.wiktionary.org/wiki/Wiktionary:Main_Page)

# Selfie

The [beginning](#) of the end of [intelligent civilization](#)

[Future](#) sociologists use the selfie as an [artifact](#) for the end of [times](#)

[#picture](#) [#photograph](#) [#groupies](#) [#selfy](#) [#celluloid](#)

by [Future Sociologist](#) November 27, 2013

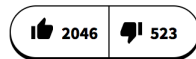


Figure 1: An Urban Dictionary entry for *selfie*.

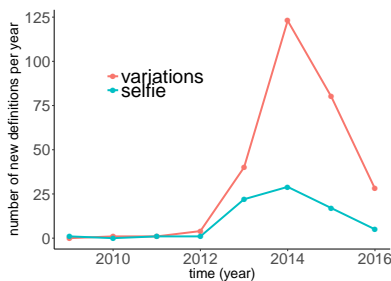


Figure 2: The number of new definitions for *selfie* and variations on it per year (Dec 1999 – July 2016).

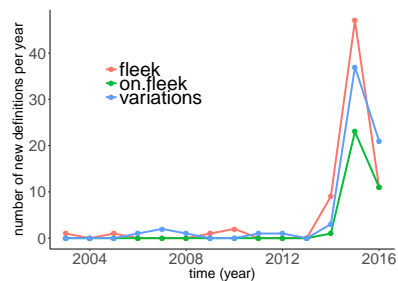


Figure 3: The number of new definitions for *fleck* and *on fleek* and other variations per year (Dec 1999 – July 2016).

its distinctive features compared to both traditional dictionaries and more regulated collaborative dictionaries like Wiktionary. The status of UD as source of evidence for popular and current usage is widely recognized [16–18] and it has even been consulted in some legal cases [19].

Wiktionary, another online collaborative dictionary, manifests a different policy. The content in Wiktionary is created and maintained by administrators (selected by the community), registered users, and anonymous contributors [12]. In contrast to UD, there are many different mechanisms in Wiktionary to ensure the content adheres to the community guidelines. Each page is accompanied by a talk page, where users can discuss the content of the page and resolve any possible conflicts. Furthermore, in Wiktionary guidelines can be found for the structure and content of the entries.

Collaborative dictionaries are also a useful resource for the development of natural language processing systems that have to deal with informal language, non-standard language, and slang. For example, UD has been consulted when building a text normalization system for Twitter [20] and it has been used to create more training data for a Twitter-specific sentiment lexicon [21]. In a recent study, Urban Dictionary is used to automatically generate explanations of non-standard words and phrases [19]. Wiktionary has been used to detect slang words in a satire detection system [22].

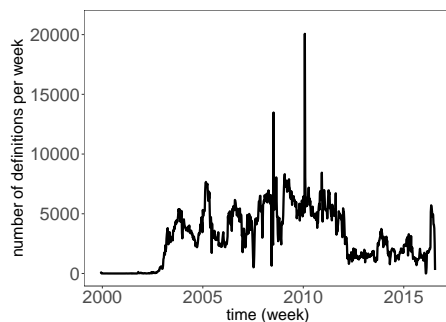
While Urban Dictionary seems a promising resource to record and analyze language innovation, so far little is known about the characteristics of its content. In this study we take the first step towards characterizing UD. We study a complete snapshot of all the entries in the dictionary as well as selected samples using computational and qualitative content analysis methods. To the best of our knowledge, this is the first systematic study of Urban Dictionary at this scale. Our results not only draw a cohesive picture of the basic features of the project, but also shed light on the more general characteristics of online collaborative knowledge repositories.

## 2. Results

We start with presenting an overall picture of Urban Dictionary (Section 2 (a)), such as its growth and how content is distributed. Next, we study its coverage compared to Wiktionary (Section 2 (b)). We then present results based on two crowdsourcing experiments in which we analyze the types of content and offensiveness in the entries (Section 2 (c)). Finally, we discuss how characteristics of the entries relate to their popularity on UD (Section 2 (d)).

### (a) Overall picture

Since its inception in 1999, UD has had a rather steady growth. Figure 4 shows the number of new entries added each week. So far, UD has collected 1,620,438 headwords (after lower casing)<sup>6</sup> and 2,661,625 entries with an average of 1.642 entries per headword. However, as depicted in Figure 5 (left), the distribution of the number of entries for each headword varies tremendously from one headword to another. While the majority of headwords have only one definition, there are headwords with more than 1,000 definitions. Table 1 reports the headwords with the largest number of definitions.



**Figure 4:** Number of contributed definitions to Urban Dictionary per week since its inception in 1999.

Headword	# Definitions
emo	1,204
love	1,140
god	706
urban dictionary	701
chode	614
canada's history	583
sex	558
school	555
cunt	541
scene	537

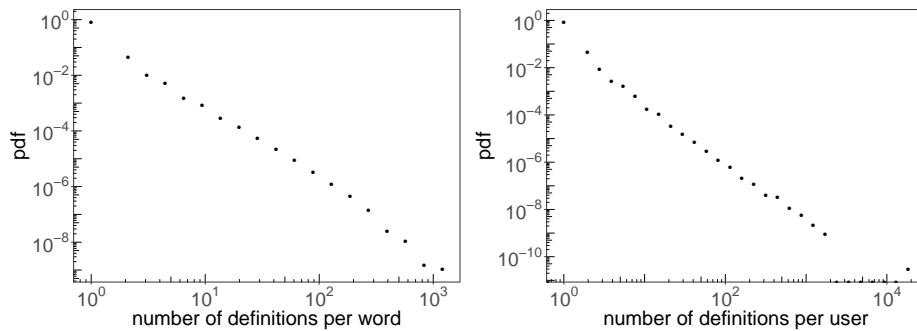
**Table 1:** Headwords with the most definitions.

This fat-tailed, almost power-law distribution is not limited to the number of definitions per headword; the number of definitions contributed by each user follows a similar distribution, shown in Figure 5 (right). The majority of users have contributed only once, while there are few power-users with more than 1,000 contributed definitions.

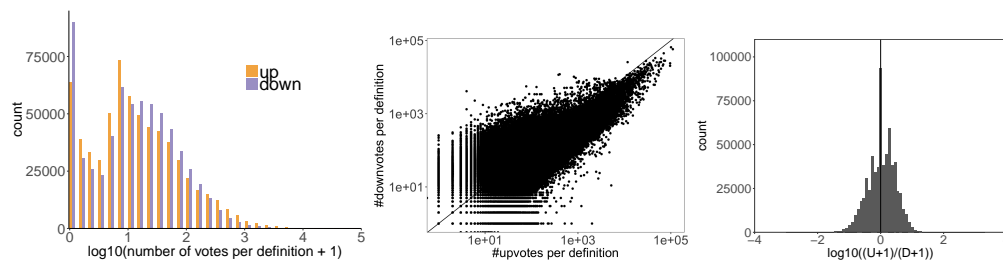
These types of distributions are common in self-organized human systems, particularly similar crowd-based systems such as Wikipedia [23,24] or the citizen science projects Zooniverse [3], social media activity levels such as on Twitter [25], or content sharing systems such as Reddit or Digg [26]. However, this feature is fundamentally different to what one would expect from a more traditional dictionary, in which we expect a more even distribution of information per headword.

A noteworthy feature of UD is that users can express their evaluation of different definitions for each headword by up or down voting the definition. There is little to no guideline on "what a good definition is" in UD and users are supposed to judge the quality of the definitions based on their own subjective perception of how an urban dictionary should be. Figure 6 (left) shows the distribution of the number of up/down votes that each definition has received among all the definitions of all the headwords. A similar pattern is evident, in which many definitions have received very few votes (both up and down) and few definitions have many votes. Figure 6 (middle) shows a scatter plot of the number of down votes versus the number of

<sup>6</sup> We use 'headword' to refer to the title under which a set of definitions appear. For example, in Wiktionary, the page about *bank* covers different part of speech (e.g., noun and verb) as well as the different senses. In the context of UD, we refer to 'entry' to refer to an individual content contribution (e.g., the combination of headword, definition, example text and tags submitted by a user). Due to the heterogeneity in UD, we lower cased the headwords to calculate this statistic. This follows the interface of UD, which also does not match on case when grouping entries.



**Figure 5:** The probability density function of left: the number of definitions contributed to each headword and, right: the number of definitions contributed by each user of Urban Dictionary (logarithmic binning). Both axes are logarithmically scaled.



**Figure 6:** left: histogram of the number of votes of each definition, middle: scatter plot of the number of up votes and down votes that each definition has received, right: the histogram of the ratio of up votes (U) to down votes (D) of each definition.

up votes for each definition. There is a striking correlation between the number of up and down votes for each definition which emphasizes the role of visibility rather than quality in the number of votes. However, there seems to be a systematic deviation from a perfect correlation in which the number of up votes generally outperforms the number of down votes. This is more evident in Figure 6 (right), where the distribution of the ratio of up votes to down votes is shown. Evidently, there is a wide variation among the definitions with some having more than ten times more up votes than down votes and some the other way around.

### (b) Lexical coverage

We now compare the lexical coverage of Urban Dictionary to the coverage of Wiktionary based on the headwords. Both UD and Wiktionary may contain inflected forms (e.g., *banked*), as well as misspellings (e.g., *beleive* for *believe*). However, Wiktionary entries undergo a deeper level of curation. Capitalization is consistent and low quality content or headwords that do not meet the Wiktionary guidelines are removed. Because of the inconsistent capitalization in UD, we experiment with three approaches to match the headwords between both dictionaries: no preprocessing, lower casing of all characters, and mixed.<sup>7</sup> Table 2 reports the result of this matching. The coverage of UD is much higher and the overlap is relatively low. However, sometimes there is a match on the lexical level (i.e. the headwords match), but UD or Wiktionary cover different or additional meanings. For example, *phased* is described in UD as ‘something being done bit by bit – in phases’, a meaning also covered in Wiktionary. However, UD also

<sup>7</sup>The headword will be lower cased when the headword is all upper case or when the first character is upper case and the second character is lower case.

	No processing		All lowercase		Mixed	
Overlap	93,167	(4%)	112,762	(5%)	108,361	(5%)
Only UD	1,698,812	(72%)	1,507,675	(70%)	1,565,794	(70%)
Only Wiktionary	569,787	(24%)	540,641	(25%)	546,263	(25%)
<b>Total</b>	<b>2,361,766</b>		<b>2,161,078</b>		<b>2,220,418</b>	

**Table 2:** Headword comparison between UD and Wiktionary. The table reports the unique number of headwords in each category. No threshold was applied.

	No processing		All lowercase		Mixed	
Overlap	50,522	(6%)	56,730	(7%)	55,003	(7%)
Only UD	220,661	(25%)	165,054	(20%)	178,164	(21%)
Only Wiktionary	612,432	(69%)	596,673	(73%)	599,621	(72%)
<b>Total</b>	<b>883,615</b>		<b>818,457</b>		<b>832,788</b>	

**Table 3:** Headword comparison between UD and Wiktionary. The table reports the unique number of headwords in each category. Only UD headwords with at least two definitions are included.

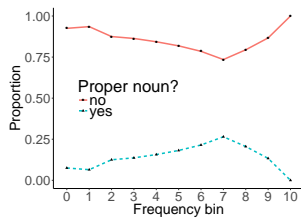
describes several other meanings, including ‘A word that is used when your asking if someone wants to fight.’ and ‘to be "buzzed." when you arent drunk, but arent sober.’

However, as shown in the previous section, Urban Dictionary contains many headwords with only one definition. Based on a qualitative analysis of a small sample of entries we can say that headwords with only one definition in UD often relate to words concerning the specific community of UD users or a small proportion of them, rather than words used more generally. Examples include nick names and proper names (e.g. *shaskank* defined as ‘Akshay Kaushik’s nick name for his boyfriend Shashank.’; *dan taylor*, defined as ‘A very wonderful man that cooks the best beef stew in the whole wide world. [...]’), as well as slang and offensive words (e.g. *slutty cupcake* ‘Noun: a female (most college girls) who wear tight dress, too much candy scented perfume, get wasted rather quickly at the bar or night club and act slutty.’). In some cases, entries uniquely appearing in UD refer to words with genuine general coverage, such as *lolml* (in total 11 entries) defined as, e.g., ‘Acronym of "Love of My Life"’ or *broham* ‘a close buddy, compadre, smoking and/drinking buddy. a term of endearment between men to reaffirm heterosexuality.’ (in total 18 entries).

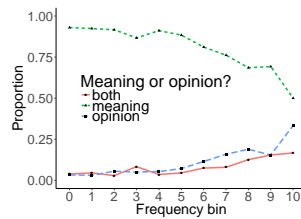
Based on these observations, we also perform a matching considering only headwords from UD with at least two definitions (Table 3). Compared to the first analysis, the difference is striking. In this case, it appears that the coverage of Wiktionary is higher than that of UD. From a manual inspection we see that many Wiktionary-specific headwords include very domain specific and encyclopaedic (e.g., *acacetins*, *dramaturge* and *shakespearean sonnets*) and sometimes archaic (e.g., *unaffrighted*) words as well as some commonly used words (e.g., *deceptive*, *e-voucher*). We also find that many of the popular UD headwords (i.e., headwords that have many entries) that are not covered in Wiktionary are proper nouns: The top five entries are *canada’s history*, *justin bieber*, *george w. bush*, *runescape* and *green day*.

### (c) Content analysis

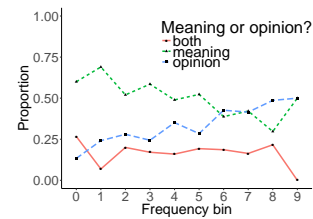
In this section we present our analyses on the different types of content as well as the offensiveness of the content in UD.



**Figure 7:** Proportion of UD entries describing proper nouns



**Figure 8:** Distribution of UD definitions describing a meaning or an opinion (proper nouns were excluded)



**Figure 9:** Distribution of UD definitions describing a meaning or an opinion (proper nouns entries only)

### (i) Content type

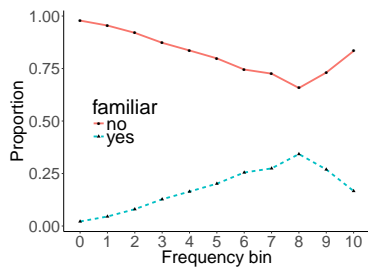
Compared to traditional dictionaries, the entries provided in UD do not always describe the meaning of a word. Instead, the definitions sometimes contain an opinion (e.g., *beer* ‘Possibly the best thing ever to be invented ever. I MEAN IT.’ or *Bush* ‘A disgrace to America’). Furthermore, manual inspection suggested that UD has a higher coverage of informal and infrequent words and of proper nouns (e.g., names of places or specific people). To characterize the data, we therefore annotated a sample of the data using crowdsourcing (see Data and methods). In order to limit the dominance of headwords with only one definition (which represent the majority of headwords in UD), the sample was created by taking headwords from each of the 11 frequency bins (see Table 10 for details on the way the bins were created and sampled from).

Of the entries, 19.6% were annotated as being about a proper noun. Figure 7 shows the fraction of proper nouns by frequency bin. Figures 8 and 9 show the fraction of entries labeled as *opinion*, *meaning* or *both*, separated according to whether they were annotated as describing proper nouns. In higher frequency bins, the fraction of entries marked as *opinion* is higher. We also find that the number of entries marked as *opinion* is higher for proper nouns. While most entries are marked as describing a *meaning*, the considerable presence of opinions shows that the type of content in UD is different than in traditional dictionaries. Note that the last two bins (nine and ten) are very small, and the trends are therefore not reliable.

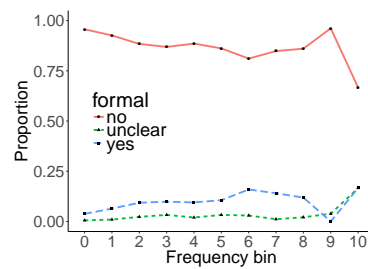
The majority of the entries in UD were not familiar to the crowdworkers. Examples are common headwords with an uncommon meaning such as *coffee* defined as ‘a person who is coughed upon’ or *shipwreck* ‘The opposite of shipmate. A crew member who is an all round liability and as competent as a one legged man in an arse kicking competition.’, as well as uncommon headwords and uncommon meanings (e.g., *Once-A-Meeting* defined as ‘An annoying gathering of people for an hour or more once every pre-defined interval of time (ex: once a day). Once-A-Meetings could easily be circumvented by a simple phone call or e-mail but are instead used to validate a project managers position within the company.’). Figure 10 shows that in higher frequency bins, more definitions are marked as being *familiar*, suggesting that the number of definitions per headword is indeed related to the general usage of a headword. We also observe a slight trend regarding formality, with entries in higher frequency bins more often marked to be appropriate for use in formal conversations (Figure 11).

### (ii) Offensiveness

Online platforms with user generated content are often susceptible to offensive content, which may be insulting, profane and/or harmful towards individuals as well as social groups [27,28]. Furthermore, the existence of such content in platforms could signal to other users that such content is acceptable and impact on the social norms of the platform [29]. As a response, various online platforms have integrated different mechanisms to detect, report and remove



**Figure 10: Familiarity**  
(proper nouns entries were excluded)



**Figure 11: Formality**  
(proper nouns entries were excluded)

inappropriate content. In contrast, regulation is minimal in UD and one of its distinctive characteristics is its often offensive content.

UD not only contains offensive entries describing the meaning of offensive words, but there are also offensive entries for non-offensive words (e.g., a definition describing *women* as ‘The root of all evil’). We note, however, that UD also contains non-offensive definitions for offensive words (e.g., *asshole* defined as ‘A person with no concept of boundaries, respect or common decency.’). To investigate how offensive content is distributed in UD, we ran a crowdsourcing task on CrowdFlower (see Data and methods for more details). Workers were shown three definitions for the same headword, which they had to rank from the most to the least offensive.

Table 4 reports the offensiveness scores separated by whether the definitions describe a meaning, opinion or both. An one-way ANOVA test indicates a slight significant difference ( $F(2, 3963) = 2.766, p < 0.1$ ). A post hoc comparison using the Tukey test indeed indicates a slight significant difference between the scores of definitions describing a meaning and opinion ( $p < 0.1$ ). Thus, definitions stating an opinion tend to be ranked as more offensive compared to definitions describing a meaning.

Table 5 reports the offensiveness scores by formality. Definitions for words that were annotated as not being appropriate for formal settings (based on their described meaning) tend to be ranked as being more offensive. An one-way ANOVA confirms that the differences between the groups are highly significant ( $F(2, 3963) = 22.72, p < 0.001$ ). Post hoc comparisons using the Tukey test indicate significant differences between the formal and not formal categories ( $p < 0.001$ ), and between the unclear and not formal categories ( $p < 0.05$ ). We also find that definitions for which crowdworkers had indicated that they were familiar with the described meaning of the word tended to be perceived as less offensive (Table 6,  $p < 0.001$  based on a t-test). We observe the same trends when we only consider definitions that describe a meaning.

Type	Avg. offensiveness
both	2.025
meaning	1.989
opinion	2.050

**Table 4:** Average offensiveness rankings (3=most offensive, 1=least offensive) by type of definition in UD entries.

Formal?	Avg. offensiveness
no	2.031
unclear	1.884
yes	1.873

**Table 5:** Average offensiveness rankings (3=most offensive, 1=least offensive) by formality in UD definitions.

#### (d) Content and popularity

An important feature of UD is the voting mechanism that allows the users to express their evaluation of entries by up or down voting definitions. For a given headword, entries are ranked



Familiar?	Avg. offensiveness
yes	1.915
no	2.022

**Table 6:** Average offensiveness rankings (3=most offensive, 1=least offensive) by familiarity in UD entries.

according to these votes and the top ranked definition is labeled as *top definition*. The votes thus drive the online visibility of entries, leading to the following implications. First, the ‘top definition’ is the definition that is immediately visible to users visiting UD to look up the meaning of a word. Many users do not scroll and read through the lower ranked definitions. Second, by expressing their evaluation through votes, social norms are formed regarding what content is valued in UD.

UD does not provide clear guidelines on "what a good definition is". Various factors could influence the up and down votes a definition receives, including whether the voter thinks the definition is offensive, informative, funny and whether the voter (dis)agrees with the expressed view. In this section we analyze how characteristics of the content as discussed in the previous section relate to the votes the entries receive. Because the number of up and down votes varies highly depending on the popularity of the headword, we perform the analysis based on the ranking of the entry (top ranked, second ranked, and random) instead of the absolute number of up and down votes. Only words with at least three entries are included.

Table 7 shows the distribution of opinion-based versus meaning-based definitions separated by whether the headwords are annotated as proper nouns by the crowdworkers. The proportion of definitions that are annotated as opinions is much higher for proper nouns, which is consistent with our previous analysis. However, among the top ranked definitions for proper nouns, the proportion of opinions is lower (but n.s.).

Table 8 characterizes the entries by formality and familiarity. We discard proper nouns and entries marked as opinion, since it is less clear what formality and familiarity mean in these contexts. We find that the top ranked definitions tend to be more familiar ( $\chi^2(2, N = 2991) = 15.385, p < .001$ ) and more appropriate for formal settings (but n.s.).

	Opinion or meaning?		
	both	meaning	opinion
<i>No proper nouns (n=3,268)</i>			
top ranked	0.055	0.852	0.094
second ranked	0.074	0.850	0.076
random	0.051	0.864	0.084
<i>Proper nouns (n=698)</i>			
top ranked	0.172	0.481	0.347
second ranked	0.169	0.477	0.354
random	0.190	0.444	0.366

**Table 7:** Characterization of UD entries based on votes. The table reports the proportions of opinion-based versus meaning-based definitions in each of the ranking groups.

Table 8 also reports the average offensiveness ranking of the definitions separated by their popularity (again, discarding proper nouns and entries marked as opinions). The difference in rankings between top ranked and second ranked definitions is minimal, but random definitions are more often ranked as being more offensive. A one-way ANOVA test confirms that the differences between the groups are highly significant ( $F(2, 2988) = 22.07, p < 0.001$ ). Post hoc

	Familiar?		Formal?			Offensiveness avg. ranking
	no	yes	no	unclear	yes	
top ranked	0.799	0.201	0.855	0.026	0.119	1.950
second ranked	0.807	0.193	0.876	0.023	0.101	1.966
random	0.861	0.139	0.894	0.020	0.086	2.107

**Table 8:** Familiarity, formality and offensiveness of UD definitions across rankings based on votes. Definitions for proper nouns and definitions annotated as opinions are not included. The table reports the proportions in each of the rankings for familiarity and formality and the average ranking for offensiveness (3=most offensive, 1=least offensive); n=2,991.

comparisons using the Tukey test indicate significant differences between the random and top ranked, and random and second ranked definitions ( $p < 0.001$ ). A similar trend is observed when we consider all definitions ( $F(2, 3963) = 34.87, p < 0.001$ ). Thus, although UD contains more offensive content than traditional dictionaries, very offensive definitions do tend to be ranked lower through the voting system. However, the small difference in scores between the groups indicates that offensiveness only plays a small role in the up and down votes a definition receives.

To analyze the different factors jointly, we fit an ordinal regression model (Table 9) using the *ordinal* R library based on definitions that were annotated as not being an opinion and not describing proper nouns. We find that familiarity and offensiveness indeed have a significant effect. More familiar and less offensive definitions tend to have a higher ranking. Similar trends in coefficients were observed with fitting logistic regression models when dichotomizing the ranking variable.

Dependent variable: ranking	
Familiar (yes)	-0.255*** (0.096)
Formal (unclear)	-0.133 (0.226)
Formal (yes)	-0.073 (0.123)
Offensiveness	0.335*** (0.059)
Observations	2,991
Log likelihood	-3262.19
AIC	6536.38

**Table 9:** Ordinal regression results. The dependent variable is the ranking: top ranked (0), second ranked (1) or a random rank (2). \*\*\* $p < 0.01$ .

### 3. Discussion and conclusion

In this article, we have studied a complete snapshot (1999–2016) of Urban Dictionary to shed light on the characteristics of its content. Differently from the more traditional dictionaries, we found that most contributors of UD only added one entry and very few added a high number of entries. Moreover, we found a number of skewed distributions, which need to be taken into account whenever performing analyses on the UD data. Very few headwords have a high number of entries, while the majority have only one entry. Similarly, few entries are highly popular (i.e. they collected a high number of votes). We also found a strong correlation between the number of up and down votes for each entry, illustrating the importance of visibility on the votes an entry receives.

The lexical content of UD is radically different from that of Wiktionary, another crowdsourced, but more highly moderated dictionary. In general, we can say that the overlap between the two

dictionaries is small. Considering all unique UD headwords that are not found in Wiktionary, we found that this number is almost three times the number of headwords that uniquely occur in Wiktionary. However, if we exclude words with only one definition in UD (which tend to be infrequent or idiosyncratic words), we found the opposite pattern, with Wiktionary-only headwords amounting to almost three times the UD-only headwords.

Our analyses based on crowdsourced annotations showed more details on the specific characteristics of UD content. In particular, we measured a high presence of opinion-focused entries, as opposed to the meaning-focused entries that we expect from traditional dictionaries. In addition, many entries in UD describe proper nouns. The crowdworkers were not familiar with most of the definitions presented to them and many words (and their described meaning) were found not to be appropriate for formal settings.

Our study highlights that UD has a higher content heterogeneity than traditional dictionaries. Depending on the goal, this could mean that more effort is needed to filter and process the data (e.g., the removal of opinions) compared to when traditional dictionaries are used. However, UD is unique in capturing many infrequent, informal words and it could therefore complement the traditional dictionaries. Furthermore, while there is more offensive content in UD, highly offensive definitions do get ranked lower through the voting system. We also found that words with more definitions tended to be more familiar to crowdworkers, suggesting that UD content does reflect broader trends in language use to some extent.

There are several directions of future work that we aim to explore. In our coverage analysis of UD we have focused on lexical overlap with Wiktionary. As future work, we plan to extend the current study by performing a deeper semantic analysis and by comparing UD with other non-crowdsourced dictionaries. Furthermore, we plan to extend the current study by comparing the content in Urban Dictionary with language use in social media to advance our understanding of the extent to which UD reflects broader trends in language use.

## 4. Data and methods

### (a) Data collection

#### (i) Urban Dictionary

We crawled UD in July 2016. First, the definitions were collected by crawling the ‘browse’ pages of UD and by following the ‘next’ links. After collecting the list of words, the definitions themselves were crawled directly after (between July 23 and July 29, 2016). We did not make use of the API, since the API restricted the maximum number of definitions returned to ten for each word. The dataset will be made publicly available.

#### (ii) Wiktionary

We downloaded the Wiktionary dump of the English language edition of 20 July, 2016, so that the date matched our crawling process. To parse Wiktionary, we made use of code available through ConceptNet 5.2.2 [30]. Pages in the English Wiktionary edition can also include sections describing other languages (e.g., the page about *boot* contains an entry describing the meaning of *boot* in the Dutch language (‘boat’)). We only considered the English sections in this study.

### (b) Crowdsourcing

Most headwords in UD have only one entry, and therefore these headwords would dominate a random sample. Because such headwords tend to be uncommon, a random sample would not be able to give us much insight into the overall content of UD. We therefore sampled the headwords according to the number of their entries. For each headword (after lower casing), we counted the number of entries and place the headword in a frequency bin (after taking a log base 2 transformation). For each bin, we randomly sampled up to 200 headwords. For each sampled

Frequency bin (log 2)	0	1	2	3	4	5	6	7	8	9	10
#definitions	200	449	600	600	600	600	600	600	180	30	6

**Table 10:** Statistics of the sampled definitions

headword, we included the top two highest scoring entries (scored according to the number of thumbs up minus the number of thumbs down) and another random entry. In total we sampled 4,465 entries (Table 10).

We collected the annotations using CrowdFlower. The quality was ensured using test questions and by restricting the contributors to quality levels two and three and the countries Australia, Canada, Ireland, New Zealand, UK, and the USA. We marked the crowdsourcing tasks as containing explicit content, so that the tasks were only sent to contributors that accepted to work with such content.

### (i) Content Type

For each task, we collected three judgements. The workers were paid \$0.03 per judgement. We collected 13,395 judgements from a total of 201 workers. The median number of judgements per worker is 76. Workers were shown the headword, definition and example. The crowdworkers were asked the following questions (options for answers are displayed in italic font):

- **Q1:** Is this word a proper noun, for example, a name used for an individual person (like Mark), place (like Paris), or organization (like Starbucks, Apple)? *yes, no*
- **Q2:** The definition: *describes the meaning of the word, expresses a personal opinion, both*
- **Q3:** Were you familiar with this meaning of the word before reading this definition? If you are familiar with this word but NOT with this meaning, then please select no. Example: If you are familiar with the meaning of the word 'cat' as the animal, but the definition describes cat as 'A person, usually male and generally considered or thought to be cool.' and you are not familiar with this meaning, select no: *yes, no*
- **Q4:** Can this word in the described meaning be used in a formal conversation? Examples of formal settings are a formal job interview, meeting an important person, or court of law. Examples of informal settings are chatting with close friends or family: *yes, no, unclear*

**Agreement** For each definition we have three judgements. We calculate Fleiss' kappa (using the *irr* package in R) and the pairwise agreement (Table 11). The agreement for the first question, asking whether the word is a proper noun, is the highest. In general the agreement is low, due to the difficulty of the task. For example, in these cases all three workers answered differently to the question whether the definition described a meaning or an opinion: *AR-15* defined as 'AR does NOT stand for Assault Rifle' and *Law School* defined as 'Where you go for to school for four years after college to learn to become a lawyer. In these four years, you will work your butt off every day, slog through endless amounts of reading, suffer through so much writing, and after you graduate, you don't get to call yourself "doctor".'. We merge the answers for each question by taking the majority vote. We use '*both*' for Q2 and '*unclear*' for Q4 if there was no majority.

### (ii) Offensiveness

We experimented with different setups in which we asked workers to annotate the level and type of offensiveness for individual definitions. However, we found that this led to confusion and disagreement among the crowdworkers. For example, an offensive word can be described in a non-offensive way and a non-offensive word can be described in an offensive way. In the final setup, we therefore showed the sampled definitions for the same word and asked workers to rank the definitions according to their offensiveness, with 1 being the most offensive and 3 being the least offensive. In this case, workers needed to compare definitions for the *same* word, which we

	Fleiss' kappa	Pairwise agreement
Q1: Proper noun (yes, no)	0.379	0.806
Q2: Meaning or opinion? (meaning, opinion, both)	0.207	0.691
Q3: Familiar (yes, no)	0.206	0.713
Q4: Formal (yes, no, unclear)	0.207	0.712

**Table 11:** Agreement statistics

Word	Definition	Ratings
	<i>Def. 1</i> Old school definition: to pinch someone's buttocks, hopefully the opposite sex, but hey, you take what you get. Always associated in my mind with a British accent...	2, 2, 2, 2, 2
goosed	<i>Def. 2</i> adj. 1. a feeling of overwhelmedness 2. a feeling of frustration 3. a feeling of joy 4. all emotions easily substituted by the word 5. the new "owned"	1, 1, 1, 1, 1
	<i>Def. 3</i> To apply pressure on one's taint (or space between genitalia and anus), preferably of the opposite sex!	3, 3, 3, 3, 3
	<i>Def. 1</i> the one who knocked-up your mom	2, 2, 2, 2, 3
dad	<i>Def. 2</i> The parent that takes the most shit. Sure, if you had a shitty father, then go ahead and bitch, but not all of us did. Some of us had great fathers, who really loved us, and weren't assholes. Honestly, if you could see how much damage a mother could do to one's self esteem, you wouldn't even place so much blame on "dear old dad"	3, 3, 3, 3, 2
	<i>Def. 3</i> The replacement name for "bro" to call your best friend of whom you have a fatherly bond	1, 1, 1, 1, 1

**Table 12:** Examples of annotated definitions for offensiveness (3=most offensive, 1=least offensive).

found led to a higher agreement. Note that in this article, we have reversed the ratings (3=most offensive, 1=least offensive) for a more intuitive presentation of the results. Workers were also asked to indicate whether they considered all definitions equally offensive, equally non-offensive, or none. For each task, we collected five judgements. We paid \$0.04 per judgement. We collected 6,610 judgements from a total of 158 workers (median number of judgements per worker: 44). Table 12 provides examples for two words (*goosed* and *dad*) and their ratings.

**Agreement** We calculate agreement using Kendall's W (also called Kendall's coefficient of concordance), which ranges from 0 (no agreement) to 1 (complete agreement). We calculate Kendall's W for each word separately. The average value of Kendall's W is 0.511 (standard deviation = 0.303). If we exclude words for which a worker indicated that the definitions were equal in terms of offensiveness, the value increases to 0.714 (standard deviation = 0.238).

## Ethics statement

In this study we employ crowdsourcing to collect annotations. The tasks were marked as containing explicit content, so that the tasks were only visible to contributors that accepted to work with such content. The tasks also explicitly mentioned that the results will be used for scientific research ('By participating you agree that these results will be used for scientific research.'). We closely monitored the crowdsourcing tasks and contributor satisfaction was consistently high.

## Data accessibility

The datasets supporting this article are available upon request.

## Competing interests

The authors declare no competing interests.

## Authors' contributions

DN collected and analyzed the data, participated in the design of the study, and drafted the manuscript; BM participated in the design of the study, analysed the data and drafted the manuscript; TY conceived the study, analyzed the data, and helped draft the manuscript. All authors gave final approval for publication.

## Funding

This work was supported by The Alan Turing Institute under the EPSRC grant EP/N510129/1.

## References

1. Estellés-Arolas E, González-Ladrón-de Guevara F. Towards an integrated crowdsourcing definition. *Journal of Information science*. 2012;38(2):189–200.
2. Dabbish L, Stuart C, Tsay J, Herbsleb J. Social coding in GitHub: transparency and collaboration in an open software repository. In: *Proceedings of the ACM 2012 conference on Computer Supported Cooperative Work*; 2012. p. 1277–1286.
3. Sauermaun H, Franzoni C. Crowd science user contribution patterns and their implications. *Proceedings of the National Academy of Sciences*. 2015;112(3):679–684.
4. Doan A, Ramakrishnan R, Halevy AY. Crowdsourcing systems on the world-wide web. *Communications of the ACM*. 2011;54(4):86–96.
5. Giles J. Internet encyclopaedias go head to head. *Nature*. 2005;438(900–901).
6. Kittur A, Suh B, Pendleton BA, Chi EH. He says, she says: conflict and coordination in Wikipedia. In: *Proceedings of the SIGCHI conference on Human factors in computing systems*; 2007. p. 453–462.
7. Yasseri T, Sumi R, Rung A, Kornai A, Kertész J. Dynamics of conflicts in Wikipedia. *PloS one*. 2012;7(6):e38869.
8. Halavais A, Lackaff D. An analysis of topical coverage of Wikipedia. *Journal of Computer-Mediated Communication*. 2008;13(2):429–440.
9. Samoilenko A, Yasseri T. The distorted mirror of Wikipedia: a quantitative analysis of Wikipedia coverage of academics. *EPJ data science*. 2014;3(1):1.
10. Labov W. *Principles of Linguistic Change, Volume II, Social Factors*. Wiley-Blackwell; 2001.
11. Abel A, Meyer CM. The dynamics outside the paper: user contributions to online dictionaries. In: *Proceedings of eLex 2013*; 2013. p. 179–194.

12. Meyer CM, Gurevych I.  
Wiktionary: A new rival for expert-built lexicons? Exploring the possibilities of collaborative lexicography.  
In: Granger S, Paquot M, editors. *Electronic Lexicography*, Oxford: Oxford University Press. Oxford University Press; 2012. .
13. Creese S.  
Exploring the relationship between language change and dictionary compilation in the age of the collaborative dictionary.  
In: *Proceedings of eLex 2013*; 2013. p. 392–406.
14. Creese S.  
Lexicographical explorations of neologisms in the digital age. Tracking new words online and comparing Wiktionary entries with 'traditional' dictionary representations.  
Coventry University; 2017.
15. Tenore MJ. *Urban Dictionary, Wordnik track evolution of language as words change, emerge*; 2012.  
Retrieved on 24 October 2017.  
Poynter. The Poynter Institute.  
Available from: <https://www.poynter.org/news/urban-dictionary-wordnik-track-evolution-language-words-change-emerge>.
16. Davis J. *In praise of urban dictionaries*; 2011.  
Retrieved on 24 October 2017.  
Available from: <https://www.theguardian.com/books/2011/apr/21/in-praise-urban-dictionaries>.
17. Heaton T. *10 Questions with Urban Dictionary's Aaron Peckham*; 2010.  
Retrieved on 24 October 2017.  
Available from: <http://thepomoblog.com/index.php/10-questions-with-urban-dictionary-aaron-peckham/>.
18. Smith RE.  
*Urban dictionary: youth slanguage and the redefining of definition*.  
*English Today*. 2011;27(04):43–48.
19. Ni K, Wang WY.  
Learning to explain non-standard English words and phrases.  
In: *Proceedings of the Eighth International Joint Conference on Natural Language Processing (Volume 2: Short Papers)*. Taipei, Taiwan; 2017. p. 413–417.
20. Beckley R.  
*Bekli: A simple approach to Twitter text normalization*.  
In: *Proceedings of the Workshop on Noisy User-generated Text*; 2015. p. 82–86.
21. Tang D, Wei F, Qin B, Zhou M, Liu T.  
*Building large-scale Twitter-specific sentiment lexicon : A representation learning approach*.  
In: *Proceedings of COLING 2014, the 25th International Conference on Computational Linguistics: Technical Papers*; 2014. p. 172–182.
22. Burfoot C, Baldwin T.  
*Automatic satire detection: Are you having a laugh?*  
In: *Proceedings of the ACL-IJCNLP 2009 Conference Short Papers*. Suntec, Singapore; 2009. p. 161–164.
23. Ortega F, Gonzalez-Barahona JM, Robles G.  
*On the inequality of contributions to Wikipedia*.  
In: *Proceedings of the 41st Annual Hawaii International Conference on System Sciences*; 2008. p. 304–304.
24. Yasseri T, Kertész J.  
*Value production in a collaborative environment*.  
*Journal of Statistical Physics*. 2013;151(3-4):414–439.
25. Huberman B, Romero DM, Wu F.  
*Social networks that matter: Twitter under the microscope*.  
*First Monday*. 2008;14(1).
26. Wu F, Huberman BA.  
*Novelty and collective attention*.  
*Proceedings of the National Academy of Sciences*. 2007;104(45):17599–17601.

27. Sood S, Antin J, Churchill E.  
Profanity use in online communities.  
In: Proceedings of the SIGCHI Conference on Human Factors in Computing Systems; 2012. p. 1481–1490.
28. Waseem Z, Davidson T, Warmusley D, Weber I.  
Understanding abuse: A typology of abusive language detection subtasks.  
In: Proceedings of the First Workshop on Abusive Language Online; 2017. p. 78–84.
29. Sukumaran A, Vezich S, McHugh M, Nass C.  
Normative influences on thoughtful online participation.  
In: Proceedings of the SIGCHI Conference on Human Factors in Computing Systems; 2011. p. 3401–3410.
30. Speer R, Havasi C.  
Representing general relational knowledge in ConceptNet 5.  
In: LREC; 2012. p. 3679–3686.