

Multilevel LDPC Lattices with Efficient Encoding and Decoding and a Generalization of Construction D'

Paulo Ricardo Branco da Silva and Danilo Silva, *Member, IEEE*

Abstract

Lattice codes are elegant and powerful structures that not only can achieve the capacity of the AWGN channel but also are a key ingredient to many multiterminal schemes that exploit linearity properties. However, constructing lattice codes that can realize these benefits with low complexity is still a challenging problem. In this paper, efficient encoding and decoding algorithms are proposed for multilevel binary LDPC lattices constructed via Construction D' whose complexity is linear in the total number of coded bits. Moreover, a generalization of Construction D' is proposed that relaxes some of the nesting constraints on the component codes, leading to a simpler and improved design. Based on this construction, low-complexity multilevel LDPC lattices are designed whose performance under multistage lattice decoding is comparable to that of polar lattices on the power-unconstrained AWGN channel and close to that of conventional (non-lattice) coded modulation schemes on the power-constrained AWGN channel.

Index Terms

Check splitting, Construction D', lattice codes, lattices, low-density parity-check (LDPC) codes, multilevel coding, multistage decoding, Poltyrev setting, progressive edge-growth (PEG) algorithm.

This work supported in part by CAPES-Brazil under Grant 1587757 and in part by CNPq-Brazil under Grants 429097/2016-6 and 310343/2016-0. A preliminary version of this paper (in Portuguese) was presented at the XXXV Simpósio Brasileiro de Telecomunicações e Processamento de Sinais, São Pedro, Brazil, September 2017.

P. R. B. da Silva and D. Silva are with the Department of Electrical and Eletronic Engineering, Federal University of Santa Catarina, Florianopolis-SC, Brazil (e-mails: pauloricardo.branco@gmail.com; danilo.silva@ufsc.br).

This work has been submitted to the IEEE for possible publication. Copyright may be transferred without notice, after which this version may no longer be accessible.

I. INTRODUCTION

Lattice codes [1], the analogue of linear codes in the Euclidean space, have attracted an increasing amount of attention in recent years. Their rich structure provides an elegant and powerful solution not only to achieving the capacity of the additive white Gaussian noise (AWGN) channel [2], [3], but also to many multiterminal information theory problems that exploit linearity properties. Applications include (see [1] and references therein): distributed source coding [4], physical-layer security [5], and communication over Gaussian networks [1]—in particular, lattice codes are essential to the compute-and-forward strategy for relay networks [6] and to integer-forcing methods for MIMO channels [7].

Despite their theoretical success, constructing lattice codes that can realize their benefits with low complexity has remained a challenging problem. In particular, practical lattice codes that can match the encoding and decoding speeds of state-of-art channel codes combined with bit-interleaved coded modulation (BICM) [8], [9] are yet to be proposed. Part of the reason may have to do with the computational advantages of binary codes, which cannot always be exploited in lattice constructions.

Indeed, much of the literature on lattice codes, including most proofs of achievable rates, considers lattices constructed by the so-called Construction A [1], [3], [10]–[12]. The basic (real-valued) version of this construction relies on a single p -ary linear code (where p is a prime) used in conjunction with p -PAM modulation. For high spectral efficiency, p needs to be large. Unfortunately, even if the underlying code has encoding and decoding complexity that is linear in the block length, the computational cost of processing a p -ary symbol is much higher in practice than $\log_2 p$ times that of a binary symbol, leading to a comparatively high overall complexity. For instance, the belief propagation decoder in [11] has complexity $O(p^2 n)$. The situation is similar with lattices that are designed and decoded directly in Euclidean space, such as low-density lattice codes (LDLC) [13], [14], whose decoder must process continuous functions.

Alternative lattice constructions that leverage the use of binary codes are the multilevel Construction D and Construction D' [10], which rely on a family of L nested binary linear codes used in conjunction with 2^L -PAM modulation. The former (latter) describes a lattice through the generator (parity-check) matrices of the nested component codes. When used together with multistage decoding (MSD) [15], [16], each component code can be individually encoded and decoded over the binary field, leading to a significant complexity reduction—at the price of an increased delay due to the sequential operation.

Construction D has been used in [17] to produce turbo lattices and in [18] to construct polar lattices; the latter are shown to be capacity-achieving for the AWGN channel, as well as AWGN-good (i.e., they achieve Poltyrev's limit on density of lattice points relative to noise level on a power-unconstrained

AWGN channel [19]). Their encoding and decoding complexity, however, is $O(Ln \log n)$, which may still be excessively high if n is large. A low-complexity alternative to polar codes are low-density parity-check (LDPC) codes [20], which are known to be encodable and decodable in linear time, despite not being provably capacity-achieving. Thus, constructing low-complexity capacity-approaching multilevel LDPC lattices seems to be a relevant problem.

Multilevel LDPC lattices with Construction D' were initially proposed in [21] and subsequently extended in [22] to irregular codes; however, these works consider only joint decoding¹ of the component codes, whose complexity is exponential in L , while the encoding complexity is not addressed. Multistage decoding of LDPC lattices is considered in [25], but the proposed construction is actually based on Construction D applied to the generator matrices of the component LDPC codes, which are generally dense, leading to high-complexity encoding. Single-level LDPC lattices with linear-time encoding and decoding are proposed in [26], but since all the higher levels are uncoded, their performance in terms of block error rate quickly degrades as the block length increases.

To the best of our knowledge, multilevel LDPC lattices with efficient encoding and decoding have not been proposed before and filling this gap is the purpose of this paper. The current state of the literature may be explained by the following major challenges found with Construction D':

- Since Construction D' defines a lattice indirectly through parity-check equations, which in turn couple the individual levels in non-binary modular equations, the component codes cannot be independently encoded. The influence of the encoding of a level on the subsequent ones is clear when encoding is done through a generator matrix of the lattice, as in Construction D, but such a matrix is absent in Construction D' (and normally should not be computed if one wishes to efficiently encode an LDPC code);
- For the same reason, multistage decoding would in principle require the influence of all past levels to be removed—by re-encoding and subtracting from the received vector—before the current level is decoded. Thus, an efficient encoding would be required for multistage decoding to be efficient.
- Even if we ignore the issue of efficient encoding, Construction D' requires not only the component codes, but also their parity-check matrices, to be nested (i.e., one matrix must contain the other as a submatrix), a constraint that makes it very hard to design good degree distributions for the component LDPC codes. In particular, the lowest-rate component code must have a significantly higher average variable-node degree than the highest-rate component code, and check-concentrated

¹Note that the multistage decoder mentioned in [22] is unsuitable for Construction D' since it relies on independent encoding of levels through the Code Formula [23], which does not generally produce lattices [24].

degree distributions become impossible. Consequently, Construction D' LDPC lattices with two or more levels tend to exhibit a poor performance.

We tackle these problems through a reinterpretation of Construction D'. Our main technical contributions are summarized as follows:

- We present two alternative descriptions of Construction D', one of which enables sequential encoding of the component codes. The contribution of past levels on the current level is subsumed by a syndrome vector that the current codeword must satisfy. Apart from that, the actual encoding of a level is done entirely over the binary field. Moreover, as the syndrome vector can be computed directly from parity-check equations, the need for explicit re-encoding is avoided for multistage decoding.
- We discuss how existing linear-time algorithms for encoding and decoding LDPC codes can be adapted to handle affine (i.e., cosets of linear) LDPC codes without a significant increase of complexity. It follows that multilevel LDPC lattices can be always be decoded with complexity $O(Ln)$ and can be encoded also with complexity $O(Ln)$ if the component codes admit linear-time encoding.
- We propose a generalization of Construction D' that relaxes the nesting constraints on the parity-check matrices of the component codes (which themselves must remain nested). This new construction significantly enlarges the design space for good component codes (or, strictly speaking, for good component *decoders*, as the difference between the two constructions is only in the allowed parity-check matrices), enabling the design of multilevel LDPC lattices with much better performance. This contribution may also be of independent interest from a mathematical perspective.
- We propose an efficient method to construct the parity-check matrices of the remaining component codes given only the parity-check matrix of the highest-rate LDPC code, while respecting the conditions of the generalized Construction D'. We also present a variation of this basic method aimed at maximizing girth and another that enables linear-time encoding.

In addition, we present examples of linear-time encodable and decodable two-level LDPC lattices designed for Poltyrev's scenario of a power-unconstrained AWGN channel, as well as for the conventional coded modulation scenario of an AWGN channel constrained to PAM modulation with equiprobable signaling. Simulation results show that, in the former case, the proposed lattices achieve performance comparable to that of polar lattices, while, in the latter case, they achieve performance only slight inferior to that of conventional coded modulation without a lattice constraint. This last result is based on the use of a lattice decoder, a simpler decoder that ignores the constellation boundaries. If, instead, a conventional multilevel decoder is used, then the performance becomes indistinguishable from that of conventional

multilevel codes.

It is worth mentioning that, although we have opted to use binary codes for simplicity and computational efficiency, our results can be straightforwardly generalized to a general prime p , as well as to Complex Construction D' lattices over a complex ring [10], [23], [27].

The remainder of this paper is organized as follows. Section II reviews basic concepts on lattices, while Section III reviews the channel models considered in the paper. In Section IV, we present alternative descriptions of Construction D' , which are then used in Section V to derive efficient multilevel encoding and multistage decoding for Construction D' LDPC lattices. In Section VI, a generalization of Construction D' is proposed that reduces the nesting constraints to a minimum while still satisfying the requirements for sequential encoding. In Section VI, we propose and extend an efficient method to construct Generalized Construction D' LDPC lattices, which we call check splitting. Section VIII presents design examples and corresponding simulation results and Section IX presents our conclusions.

II. PRELIMINARIES

In the following, we review basic concepts on lattices, in particular, Construction D' . For further details, we refer the reader to [1], [10], [16].

A. Lattices

A lattice $\Lambda \subseteq \mathbb{R}^n$ is a discrete subgroup of \mathbb{R}^n . This implies that Λ is closed to integer linear combinations and may be expressed as $\Lambda = \{\mathbf{u}\mathbf{G}, \mathbf{u} \in \mathbb{Z}^n\}$, where $\mathbf{G} \in \mathbb{R}^{n \times n}$ is a generator matrix.

A fundamental region of Λ is a set $\mathcal{R}_\Lambda \subseteq \mathbb{R}^n$ such that any $\mathbf{x} \in \mathbb{R}^n$ can be *uniquely* expressed as $\mathbf{x} = \boldsymbol{\lambda} + \mathbf{r}$, where $\boldsymbol{\lambda} \in \Lambda$ and $\mathbf{r} \in \mathcal{R}_\Lambda$. Every fundamental region has the same volume, which is denoted by $V(\Lambda)$. A fundamental region \mathcal{R}_Λ defines a quantizer $Q_\Lambda : \mathbb{R}^n \rightarrow \Lambda$ and a modulo- Λ operation $\mathbb{R}^n \rightarrow \mathcal{R}_\Lambda$ as $Q_\Lambda(\mathbf{x}) = \boldsymbol{\lambda}$ and $\mathbf{x} \bmod \Lambda = \mathbf{r}$, respectively, where $\mathbf{x} = \boldsymbol{\lambda} + \mathbf{r}$. In particular, the Voronoi region of Λ (around the origin) is the set \mathcal{V}_Λ of points that are closer to $\mathbf{0}$ than to any other lattice point, with ties decided arbitrarily but such that \mathcal{V}_Λ is a fundamental region.

The second moment (per dimension) of Λ is defined as $P_\Lambda = \frac{1}{n}E[\|\mathbf{x}\|^2]$, where \mathbf{x} is a random vector uniformly distributed over \mathcal{V}_Λ , and the normalized second moment of Λ is defined as $G(\Lambda) = P_\Lambda/V(\Lambda)^{2/n}$.

A sublattice $\Lambda' \subseteq \Lambda$ is a subset of Λ which is itself a lattice. If Λ and $\Lambda' \subseteq \Lambda$ are lattices, then $\mathcal{C} = \Lambda \cap \mathcal{R}_{\Lambda'}$ is said to be a nested lattice code. Note that $|\mathcal{C}| = V(\Lambda')/V(\Lambda)$.

B. Figures of Merit

The probability of error $P_e(\Lambda, \sigma^2)$ of a lattice $\Lambda \subseteq \mathbb{R}^n$ is defined as the probability of a random Gaussian vector $\mathbf{z} \in \mathbb{R}^n$ with independent entries of zero mean and variance σ^2 falling outside \mathcal{V}_Λ .

Given that the density of Λ is inversely proportional to $V(\Lambda)$, it is convenient to define the volume-to-noise ratio (VNR) as²

$$\gamma_\Lambda(\sigma) \triangleq \frac{V(\Lambda)^{2/n}}{2\pi e \sigma^2} \quad (1)$$

which gives a measure of the density of Λ relative to the noise level.

It is well-known [1], [16] that, if $P_e(\Lambda, \sigma^2) \approx 0$, then $\gamma_\Lambda(\sigma)$ is necessarily greater than 1, or 0 dB. This fundamental limit is known as the Poltyrev limit or the sphere bound. On the other hand, for all $\sigma^2 > 0$ and all $P_e > 0$, there exists a sequence of n -dimensional lattices with $P_e(\Lambda, \sigma^2) \leq P_e$ such that $\lim_{n \rightarrow \infty} \gamma_\Lambda(\sigma) = 1$. Lattices with this property are said to be *good* for AWGN coding.

C. Construction D'

Let $\varphi : \mathbb{Z} \rightarrow \mathbb{Z}/2\mathbb{Z} \cong \mathbb{F}_2$ be the natural reduction homomorphism, extended to vectors and matrices in a component-wise fashion. Let $\mathcal{C}_0 \subseteq \mathcal{C}_1 \subseteq \dots \subseteq \mathcal{C}_{L-1} \subseteq \mathbb{F}_2^n$ be a family of nested linear codes. For $\ell = 0, \dots, L-1$, let k_ℓ be the dimension of \mathcal{C}_ℓ , let $R_\ell = k_\ell/n$, and let $m_\ell = n - k_\ell$. For convenience, define $m_L = 0$. Note that

$$m_0 \geq m_1 \geq \dots \geq m_{L-1} \geq m_L.$$

Let $\mathbf{h}_1, \dots, \mathbf{h}_{m_0} \in \{0, 1\}^n$ and

$$\mathbf{H}_\ell = \begin{bmatrix} \mathbf{h}_1 \\ \vdots \\ \mathbf{h}_{m_\ell} \end{bmatrix} \quad (2)$$

be such that³ $\varphi(\mathbf{H}_\ell) \in \mathbb{F}_2^{m_\ell \times n}$ is a parity-check matrix for \mathcal{C}_ℓ , for $\ell = 0, \dots, L-1$. The application of Construction D' [10] results in the lattice

$$\Lambda = \{\mathbf{v} \in \mathbb{Z}^n : \mathbf{h}_j \mathbf{v}^T \equiv \mathbf{0} \pmod{2^{\ell+1}}, \\ m_{\ell+1} < j \leq m_\ell, 0 \leq \ell \leq L-1\}. \quad (3)$$

Note that $\Lambda = \mathcal{C} + 2^L \mathbb{Z}^n$, where

$$\mathcal{C} = \Lambda \cap [0, 2^L)^n \quad (4)$$

²The VNR is also commonly defined [1] without the term $2\pi e$ in the denominator.

³Note that we define \mathbf{h}_i and \mathbf{H}_ℓ over \mathbb{Z} rather than over \mathbb{F}_2 , which allows us to simplify notation when dealing with lattices.

is a lattice code. In particular, $V(\Lambda) = 2^{n(L-R)}$, where

$$R = R(\mathcal{C}) \triangleq \frac{1}{n} \log_2 |\mathcal{C}|. \quad (5)$$

If matrices $\mathbf{H}_0, \dots, \mathbf{H}_{L-1}$ are sparse, i.e., if $\mathcal{C}_0, \dots, \mathcal{C}_{L-1}$ are LDPC codes, then Λ is said to be an LDPC lattice [21].

III. CHANNEL MODELS

In this section we describe the channels assumed for transmission with and without power constraint.

A. Power-Unconstrained Channel

In the design of lattice codes, one is often interested in addressing the coding problem separately from the shaping problem. This leads to the so-called (power-)unconstrained AWGN channel studied by Poltyrev [19], over which any lattice point may be transmitted without restrictions. In that case, the main performance metric of a lattice is its probability of error for a given VNR.

A practical way to approach this problem, which often simplifies the decoding and the code design, is the two-level partition proposed in [16]. Given a lattice $\Lambda \subseteq \mathbb{R}^n$, a sublattice $\Lambda' \subseteq \Lambda$ is chosen such that the modulo- Λ' operation (as well as the enumeration of elements of Λ') is easy to implement. In this manner, Λ can be partitioned as $\Lambda = \mathcal{C} + \Lambda'$, where $\mathcal{C} = \Lambda \cap \mathcal{R}_{\Lambda'}$ is a lattice code and $\mathcal{R}_{\Lambda'}$ is a fundamental region defining the modulo- Λ' operation.

In order to transmit $\mathbf{x} \in \Lambda$, vectors $\mathbf{c} \in \mathcal{C}$ and $\boldsymbol{\lambda}' \in \Lambda'$ are chosen independently. The point \mathbf{x} is transmitted as the sum of these two components, i.e., $\mathbf{x} = \mathbf{c} + \boldsymbol{\lambda}'$. Let $\mathbf{y} = \mathbf{x} + \mathbf{z}$ be the channel output, where $\mathbf{z} \in \mathbb{R}^n$ is a white Gaussian noise vector with variance σ^2 per component. Decoding from \mathbf{y} is as follows. First,

$$\mathbf{r} = \mathbf{y} \bmod \Lambda' = \mathbf{c} + \mathbf{z} \bmod \Lambda' \quad (6)$$

is computed, eliminating the influence of $\boldsymbol{\lambda}'$. Next, a decoder for code \mathcal{C} is applied on the modulo- Λ' equivalent channel described above, from which the estimate $\hat{\mathbf{c}} \in \mathcal{C}$ is obtained. Finally, $\hat{\mathbf{c}}$ is subtracted from \mathbf{y} , resulting in

$$\mathbf{y}' = \mathbf{y} - \hat{\mathbf{c}} = (\mathbf{c} - \hat{\mathbf{c}}) + \boldsymbol{\lambda}' + \mathbf{z}, \quad (7)$$

and a decoder for Λ' is applied, obtaining the estimate $\hat{\boldsymbol{\lambda}}' \in \Lambda'$ and, consequently, $\hat{\mathbf{x}} = \hat{\mathbf{c}} + \hat{\boldsymbol{\lambda}}'$.

It follows by the union bound that

$$P_e(\Lambda, \sigma^2) \leq P_e(\mathcal{C}, \sigma^2, \Lambda') + P_e(\Lambda', \sigma^2) \quad (8)$$

where $P_e(\mathcal{C}, \sigma^2, \Lambda')$ is the probability of error for the code \mathcal{C} when used on the channel in (6). For brevity, we denote $P_e(\mathcal{C}, \sigma^2, \Lambda')$ simply by $P_e(\mathcal{C}, \sigma^2)$ when the modulo channel is clear from the context.

In particular, if $\Lambda \subseteq \mathbb{Z}^n$ is an L -level Construction D' lattice, we naturally choose $\Lambda' = 2^L \mathbb{Z}^n$ and $\mathcal{R}(\Lambda') = [0, 2^L)^n$, so that the mod Λ' operation becomes simply mod 2^L over \mathbb{Z} .

B. Power-Constrained Channel

In the case of the conventional, power-constrained AWGN channel, one can directly reuse the results of the previous subsection by transforming the channel into a modulo-lattice additive noise channel, as described in [1], [3].

Let $\Lambda \subseteq \mathbb{R}^n$ be a lattice and let $\Lambda' \subseteq \Lambda$ be a sublattice with Voronoi region $\mathcal{V}(\Lambda')$. Let $\mathcal{X} = (\Lambda + \mathbf{d}) \cap \mathcal{V}(\Lambda')$ be a dithered lattice code [1], where $\mathbf{d} \in \mathbb{R}^n$ is a shift or dither vector. The channel output is given by $\mathbf{y} = \mathbf{x} + \mathbf{z}$, where $\mathbf{x} \in \mathcal{X}$ is the transmitted vector and \mathbf{z} is a white Gaussian noise vector with variance σ^2 per component. Define $P = \frac{1}{n} \mathbb{E}[\|\mathbf{x}\|^2]$ and $\text{SNR} = P/\sigma^2$.

Let $\mathcal{C} = \Lambda \cap \mathcal{R}_{\Lambda'}$ be a lattice code, where $\mathcal{R}_{\Lambda'}$ is a fundamental region of Λ' defining some convenient modulo- Λ' operation. Note that we can equivalently express

$$\mathbf{x} = \mathbf{c} + \mathbf{d} + \boldsymbol{\lambda}' \quad (9)$$

where $\mathbf{c} \in \mathcal{C}$ is a codeword and $\boldsymbol{\lambda}' \in \Lambda'$ is a shaping vector chosen such that $\mathbf{x} \in \mathcal{V}(\Lambda')$.

At the receiving end, lattice decoding is applied after MMSE scaling and removal of the dither vector. More precisely, first the vector

$$\mathbf{r} = \alpha \mathbf{y} - \mathbf{d} \bmod \Lambda' = \mathbf{c} + \mathbf{z}_{\text{eff}} \bmod \Lambda' \quad (10)$$

is computed, where

$$\mathbf{z}_{\text{eff}} = (\alpha - 1)\mathbf{x} + \alpha \mathbf{z} \quad (11)$$

is the effective noise and

$$\alpha = \frac{\text{SNR}}{1 + \text{SNR}}$$

is the MMSE coefficient. Then, a decoder for code \mathcal{C} is applied on the modulo- Λ' equivalent channel (10), which effectively ignores the shaping region. It follows that the probability of error is upper bounded by $P_e(\mathcal{C}, \sigma_{\text{eff}}^2)$, where

$$\sigma_{\text{eff}}^2 = (\alpha - 1)^2 P + \alpha^2 \sigma^2 \quad (12)$$

is the per-component variance of \mathbf{z}_{eff} . Note that the special case $\alpha = 1$ (or $\text{SNR} \rightarrow \infty$) reduces to the channel in (6).

It is shown in [3] that, if the dither is chosen uniformly at random over $\mathcal{R}_{\Lambda'}$, such a scheme can approach the AWGN channel capacity to within $\frac{1}{2} \log_2(2\pi e G(\Lambda'))$ bits.

Here, we adopt a fixed dither⁴ and choose $\mathcal{R}_{\Lambda'} = \mathcal{V}(\Lambda') - \mathbf{d}$ so that $\boldsymbol{\lambda}' = \mathbf{0}$ in (9), leading to a straightforward encoder. Moreover, if $\Lambda \subseteq \mathbb{Z}^n$ is an L -level Construction D' lattice, we choose $\Lambda' = 2^L \mathbb{Z}^n$, $\mathbf{d} = (d, \dots, d)$, $d = -(2^L - 1)/2$ and $\mathcal{R}(\Lambda') = \mathcal{V}(\Lambda') - \mathbf{d} = [0, 2^L)^n$. This implies that $\mathcal{X} \subseteq \mathcal{M}^n$, where the set $\mathcal{M} = \{d + i : i = 0, \dots, 2^L - 1\}$ can be interpreted as a 2^L -PAM constellation. We also assume that the marginal distribution of the entries of \mathbf{x} is uniform over \mathcal{M} , leading to $P = (2^{2L} - 1)/12$.

Thus, our approach fits within the realm of (and can be compared to) unshaped coded modulation, while at the same time providing a lattice codebook structure suitable for lattice decoding, which can be exploited in multiterminal problems.

IV. ALTERNATIVE DESCRIPTIONS FOR CONSTRUCTION D'

In this section, alternative descriptions for Construction D' are proposed, which are essential for the remaining results of this paper.

Theorem 1 (Matrix Description): Let Λ be a lattice defined by (3). Then

$$\Lambda = \left\{ \mathbf{v} \in \mathbb{Z}^n : \mathbf{H}_\ell \mathbf{v}^T \equiv \mathbf{0} \pmod{2^{\ell+1}}, 0 \leq \ell \leq L-1 \right\}. \quad (13)$$

Proof: Let Λ and Λ_{new} denote the sets defined by (3) and (13), respectively. Note that Λ_{new} can be equivalently expressed as

$$\begin{aligned} \Lambda_{\text{new}} = \{ \mathbf{v} \in \mathbb{Z}^n : \mathbf{h}_j \mathbf{v}^T \equiv \mathbf{0} \pmod{2^{\ell+1}}, \\ 0 < j \leq m_\ell, 0 \leq \ell \leq L-1 \}. \end{aligned} \quad (14)$$

Clearly, $\Lambda_{\text{new}} \subseteq \Lambda$, since $m_{\ell+1} \geq 0$, for all $0 \leq \ell \leq L-1$. We now prove $\Lambda \subseteq \Lambda_{\text{new}}$. Let $\mathbf{v} \in \Lambda$. Thus,

$$\mathbf{h}_j \mathbf{v}^T \equiv \mathbf{0} \pmod{2^{i+1}}$$

for all $m_{i+1} < j \leq m_i$ and all $0 \leq i \leq L-1$. It follows that

$$\mathbf{h}_j \mathbf{v}^T \equiv \mathbf{0} \pmod{2^{\ell+1}}$$

for all $0 \leq \ell \leq i$, all $m_{i+1} < j \leq m_i$ and all $0 \leq i \leq L-1$, or, equivalently, for all $m_{i+1} < j \leq m_i$, all $\ell \leq i \leq L-1$ and all $0 \leq \ell \leq L-1$, or, equivalently, for all $0 = m_L < j \leq m_\ell$ and all $0 \leq \ell \leq L-1$. Thus, $\mathbf{v} \in \Lambda_{\text{new}}$. This proves that $\Lambda \subseteq \Lambda_{\text{new}}$, and thus $\Lambda_{\text{new}} = \Lambda$, completing the proof. ■

⁴See [1, Section 9.9] for a discussion on fixed dithers.

Lemma 1: Let $\mathbf{H}_0, \dots, \mathbf{H}_{L-1}$ be matrices satisfying (2), let $\mathbf{v} \in \mathbb{Z}^n$, and let $1 \leq \ell \leq L-1$. If $\mathbf{H}_{\ell-1}\mathbf{v}^T \equiv 0 \pmod{2^\ell}$, then $\mathbf{H}_\ell\mathbf{v}^T \equiv 0 \pmod{2^\ell}$.

Proof: The proof follows immediately since, by definition, \mathbf{H}_ℓ is a submatrix of $\mathbf{H}_{\ell-1}$. ■

We state the following result with slight generality since this will be useful later on. For convenience, define an empty summation as the all-zero vector with the appropriate size.

Theorem 2 (Sequential Encoding): Let $\mathcal{C} = \Lambda \cap [0, 2^L)^n$ be a lattice code carved from a lattice Λ defined by (13). Suppose that the corresponding matrices $\mathbf{H}_0, \dots, \mathbf{H}_{L-1}$ satisfy Lemma 1 and are such that $\varphi(\mathbf{H}_\ell) \in \mathbb{F}_2^{m_\ell \times n}$, $\ell = 0, \dots, L-1$, are full-rank. Consider the following procedure:

- 1) Sequentially, for $\ell = 0, 1, \dots, L-1$, choose some vector $\mathbf{c}_\ell \in \mathcal{C}_\ell(\mathbf{s}_\ell)$, where

$$\mathcal{C}_\ell(\mathbf{s}_\ell) \triangleq \{\mathbf{v} \in \{0, 1\}^n : \mathbf{H}_\ell\mathbf{v}^T \equiv \mathbf{s}_\ell \pmod{2}\} \quad (15)$$

and $\mathbf{s}_\ell \in \{0, 1\}^{m_\ell}$ is given by

$$\mathbf{s}_\ell = \frac{-\mathbf{H}_\ell \sum_{i=0}^{\ell-1} 2^i \mathbf{c}_i^T}{2^\ell} \pmod{2}. \quad (16)$$

- 2) Finally, compute $\mathbf{c} = \sum_{\ell=0}^{L-1} 2^\ell \mathbf{c}_\ell$.

The procedure described above is well-defined. Moreover, let \mathcal{C}_{seq} be the set of all possible vectors $\mathbf{c} \in \mathbb{Z}^n$ produced by this procedure. Then $\mathcal{C}_{\text{seq}} = \mathcal{C}$.

Proof: First, we prove that the procedure is well-defined, i.e., that

$$\mathbf{H}_\ell \sum_{i=0}^{\ell-1} 2^i \mathbf{c}_i^T \equiv \mathbf{0} \pmod{2^\ell} \quad (17)$$

for $\ell > 0$, so that \mathbf{s}_ℓ can always be computed. Note that a solution for \mathbf{c}_ℓ always exists, since \mathbf{H}_ℓ is full-rank modulo 2. We proceed by induction. Note that the base case $\ell = 0$ is already established by definition, since $\mathbf{s}_0 = \mathbf{0}$. Let $\ell > 0$ and suppose that $\mathbf{c}_0, \dots, \mathbf{c}_{\ell-1}$ and $\mathbf{s}_{\ell-1}$ have been computed. Thus,

$$2^{\ell-1} \mathbf{s}_{\ell-1} + \mathbf{H}_{\ell-1} \sum_{i=0}^{\ell-2} 2^i \mathbf{c}_i^T = 2^\ell \mathbf{a}$$

for some $\mathbf{a} \in \mathbb{Z}^{m_{\ell-1}}$. But $\mathbf{H}_{\ell-1} \mathbf{c}_{\ell-1}^T \equiv \mathbf{s}_{\ell-1} \pmod{2}$, i.e., $\mathbf{H}_{\ell-1} \mathbf{c}_{\ell-1}^T = \mathbf{s}_{\ell-1} + 2\mathbf{b}$, for some $\mathbf{b} \in \mathbb{Z}^{m_{\ell-1}}$.

It follows that

$$\begin{aligned} 2^\ell \mathbf{a} &= 2^{\ell-1} (\mathbf{H}_{\ell-1} \mathbf{c}_{\ell-1}^T - 2\mathbf{b}) + \mathbf{H}_{\ell-1} \sum_{i=0}^{\ell-2} 2^i \mathbf{c}_i^T \\ &= -2^\ell \mathbf{b} + \mathbf{H}_{\ell-1} \sum_{i=0}^{\ell-1} 2^i \mathbf{c}_i^T \end{aligned}$$

or simply

$$\mathbf{H}_{\ell-1} \sum_{i=0}^{\ell-1} 2^i \mathbf{c}_i^T \equiv \mathbf{0} \pmod{2^\ell}.$$

Now (17) follows by Lemma 1, completing the induction.

Since the procedure is well-defined, the set \mathcal{C}_{seq} is also well-defined. We now prove that $\mathcal{C}_{\text{seq}} = \mathcal{C}$. First, let $\mathbf{c} \in \mathcal{C}$. Then, for all $0 \leq \ell \leq L-1$,

$$\begin{aligned} \mathbf{0} &\equiv \mathbf{H}_\ell \mathbf{c}^T \pmod{2^{\ell+1}} \\ &\equiv \mathbf{H}_\ell \sum_{i=0}^{L-1} 2^i \mathbf{c}_i^T \pmod{2^{\ell+1}} \\ &\equiv \mathbf{H}_\ell 2^\ell \mathbf{c}_\ell^T + \mathbf{H}_\ell \sum_{i=0}^{\ell-1} 2^i \mathbf{c}_i^T \pmod{2^{\ell+1}} \end{aligned}$$

and therefore

$$\begin{aligned} \mathbf{H}_\ell \mathbf{c}_\ell^T &\equiv \frac{-\mathbf{H}_\ell \sum_{i=0}^{\ell-1} 2^i \mathbf{c}_i^T}{2^\ell} \pmod{2} \\ &\equiv \mathbf{s}_\ell \pmod{2}. \end{aligned}$$

Thus, \mathbf{c} can be generated by the procedure described, which implies $\mathcal{C} \subseteq \mathcal{C}_{\text{seq}}$. Now, let $\mathbf{c} \in \mathcal{C}_{\text{seq}}$. For all $0 \leq \ell \leq L-1$, we have that

$$\mathbf{H}_\ell \mathbf{c}_\ell^T \equiv \mathbf{s}_\ell \equiv \frac{-\mathbf{H}_\ell \sum_{i=0}^{\ell-1} 2^i \mathbf{c}_i^T}{2^\ell} \pmod{2}$$

which implies

$$2^\ell \mathbf{H}_\ell \mathbf{c}_\ell^T + \mathbf{H}_\ell \sum_{i=0}^{\ell-1} 2^i \mathbf{c}_i^T = 2^{\ell+1} \mathbf{a}$$

for some $\mathbf{a} \in \mathbb{Z}^{m_\ell}$, and therefore

$$\begin{aligned} \mathbf{H}_\ell \mathbf{c}^T &\equiv \mathbf{H}_\ell \sum_{i=0}^{\ell} 2^i \mathbf{c}_i^T \pmod{2^{\ell+1}} \\ &\equiv \mathbf{0} \pmod{2^{\ell+1}}. \end{aligned}$$

It follows that $\mathbf{c} \in \mathcal{C}$. This proves that $\mathcal{C}_{\text{seq}} \subseteq \mathcal{C}$ and thus $\mathcal{C} = \mathcal{C}_{\text{seq}}$, completing the proof. ■

The following result has been used in the literature (e.g., [21], [22]) without an explicit proof.⁵ Here, the proof follows immediately from Theorem 2.

⁵The classical result in [10, Chapter 8, Theorem 14] assumes that “some rearrangement of $\mathbf{h}_1, \dots, \mathbf{h}_{m_0}$ forms the rows of an upper triangular matrix,” which allows the linear congruences to be independently solved. However, this assumption is omitted in the definition of Construction D’ that commonly appears in the literature, such as in [21], [22], [24] and here. While it is always possible to find some $\mathbf{h}_1, \dots, \mathbf{h}_{m_0}$ of this form given a family of nested codes, an explicit proof was lacking that the result still holds even for specific $\mathbf{h}_1, \dots, \mathbf{h}_{m_0}$ that are not of this form.

Corollary 1: Let \mathcal{C} satisfy the conditions of Theorem 2, and let \mathcal{C}_ℓ be the null space of $\varphi(\mathbf{H}_\ell)$, for $\ell = 0, \dots, L-1$. Then

$$|\mathcal{C}| = |\mathcal{C}_0| \cdots |\mathcal{C}_{L-1}| \quad (18)$$

and therefore

$$R(\mathcal{C}) = R(\mathcal{C}_0) + \cdots + R(\mathcal{C}_{L-1}). \quad (19)$$

Example 1: Let \mathcal{C} be the code described in Theorem 2 for $L = 3$ and matrices

$$\begin{aligned} \mathbf{H}_0 &= \begin{bmatrix} 1 & 1 & 1 & 1 \\ 1 & 0 & 1 & 0 \\ 1 & 1 & 0 & 0 \end{bmatrix} \\ \mathbf{H}_1 &= \begin{bmatrix} 1 & 1 & 1 & 1 \\ 1 & 0 & 1 & 0 \end{bmatrix} \\ \mathbf{H}_2 &= \begin{bmatrix} 1 & 1 & 1 & 1 \end{bmatrix}. \end{aligned}$$

We construct $\mathbf{c} \in \mathcal{C}$ by sequential encoding through the vectors $\mathbf{c}_0, \mathbf{c}_1, \mathbf{c}_2 \in \{0, 1\}^4$. First, we choose some \mathbf{c}_0 satisfying

$$\mathbf{H}_0 \mathbf{c}_0^T \equiv \mathbf{0} \pmod{2}$$

for instance, $\mathbf{c}_0 = (1, 1, 1, 1)$. Then, we compute $\mathbf{s}_1 = -\mathbf{H}_1 \mathbf{c}_0^T / 2 \pmod{2} = (0, 1)^T$ and choose some \mathbf{c}_1 satisfying

$$\mathbf{H}_1 \mathbf{c}_1^T \equiv \mathbf{s}_1 \pmod{2}$$

for instance, $\mathbf{c}_1 = (0, 1, 1, 0)$. Next, we compute $\mathbf{s}_2 = -(\mathbf{H}_2 2\mathbf{c}_1^T + \mathbf{H}_2 \mathbf{c}_0^T) / 4 \pmod{2} = 0$ and choose some \mathbf{c}_2 satisfying

$$\mathbf{H}_2 \mathbf{c}_2^T \equiv \mathbf{s}_2 \pmod{2}$$

for instance, $\mathbf{c}_2 = (0, 0, 1, 1)$. Finally, we obtain $\mathbf{c} = \mathbf{c}_0 + 2\mathbf{c}_1 + 4\mathbf{c}_2 = (1, 1, 1, 1) + (0, 2, 2, 0) + (0, 0, 4, 4) = (1, 3, 7, 5)$. Note that $\mathbf{c} = (1, 3, 5, 7)$ satisfies all conditions in (13), so $\mathbf{c} \in \mathcal{C}$. ■

V. ENCODING AND DECODING

In this section, we show that, if the component codes of an LDPC lattice admit efficient encoding and decoding, then the same claim is valid for the corresponding lattice code.

A. Systematic Encoding

Let us assume $\ell \in \{0, \dots, L-1\}$ and suppose that, for $i = 0, \dots, \ell-1$, the vectors $\mathbf{x}_i \in \mathcal{C}(\mathbf{s}_i)$ have been previously calculated. Given an information vector $\mathbf{u} \in \{0, 1\}^{k_\ell}$, we wish to determine the vector $\mathbf{p} \in \{0, 1\}^{m_\ell}$ such that $\mathbf{c}_\ell = \begin{bmatrix} \mathbf{u} & \mathbf{p} \end{bmatrix} \in \mathcal{C}_\ell(\mathbf{s}_\ell)$.

First, we note that \mathbf{s}_ℓ in (16) can always be calculated efficiently, granted that \mathbf{H}_ℓ is a sparse matrix.

Suppose, possibly through row and column permutations, that \mathbf{H}_ℓ can be expressed in the form

$$\mathbf{H}_\ell = \begin{bmatrix} \mathbf{A} & \mathbf{B} & \mathbf{T} \\ \mathbf{C} & \mathbf{D} & \mathbf{E} \end{bmatrix}, \quad (20)$$

where $\mathbf{A} \in \{0, 1\}^{(m_\ell-g) \times (n-m_\ell)}$, $\mathbf{B} \in \{0, 1\}^{(m_\ell-g) \times g}$, $\mathbf{T} \in \{0, 1\}^{(m_\ell-g) \times (m_\ell-g)}$ is lower triangular, $\mathbf{C} \in \{0, 1\}^{g \times (n-m_\ell)}$, $\mathbf{D} \in \{0, 1\}^{g \times g}$, $\mathbf{E} \in \{0, 1\}^{g \times (m_\ell-g)}$, and g is small in comparison to n . Here, g is called the *gap* of the approximate lower triangular form. For the case where $\mathbf{s}_\ell = \mathbf{0}$, i.e., when it is desired to obtain $\mathbf{H}_\ell \mathbf{c}_\ell^T \equiv \mathbf{0} \pmod{2}$, it is shown in [28] that the calculation of \mathbf{p} can be performed with complexity of order $O(n + g^2) = O(n)$.

For a generic \mathbf{s}_ℓ , we can rewrite the congruence in (15) as

$$\mathbf{H}'_\ell \mathbf{c}'_\ell^T \equiv \mathbf{0} \pmod{2}, \quad (21)$$

where $\mathbf{H}'_\ell = [-\mathbf{s}_\ell \quad \mathbf{H}_\ell]$ and $\mathbf{c}'_\ell = [1 \quad \mathbf{c}_\ell]$. In this fashion, we observe that \mathbf{H}'_ℓ can still be expressed in the form (20), with the first block of columns replaced by $\begin{bmatrix} \mathbf{A}' \\ \mathbf{C}' \end{bmatrix} = \begin{bmatrix} -\mathbf{s}_\ell & \mathbf{A} \\ \mathbf{C} \end{bmatrix}$, while $\mathbf{c}'_\ell = \begin{bmatrix} \mathbf{u}' & \mathbf{p} \end{bmatrix}$, with $\mathbf{u}' = \begin{bmatrix} 1 & \mathbf{u} \end{bmatrix}$. These changes do not alter the order of complexity. In fact, assuming that \mathbf{s}_ℓ has already been calculated, it is easily observed in Tables I and II of [28] that the only modification needed on the algorithm of [28] is an increase of m_ℓ additions.

Under these hypotheses, we conclude that the lattice code \mathcal{C} admits systematic encoding with complexity $O(Ln)$.

B. Multi-Stage Decoding

Let $\mathbf{c} = \sum_{\ell=0}^{L-1} 2^\ell \mathbf{c}_\ell \in \mathcal{C}$ be the transmitted codeword, where $\mathbf{c}_\ell \in \{0, 1\}^n$, and let $\mathbf{r} = \mathbf{c} + \mathbf{z} \pmod{2^L \mathbb{Z}^n}$ be the received vector, where \mathbf{z} is a noise vector of variance σ^2 per component. Note that the above definition describes the power-unconstrained channel; for the power-constrained version, we simply replace \mathbf{z} with \mathbf{z}_{eff} and σ^2 with σ_{eff}^2 , as discussed in Section III-B.

Multi-stage decoding of \mathcal{C} is inspired by [16]. Suppose that the vectors \mathbf{c}_ℓ have been correctly decoded for $i = 0, 1, \dots, \ell - 1$. We compute

$$\mathbf{r}_\ell = \left(\frac{\mathbf{r} - \sum_{i=0}^{\ell-1} 2^i \mathbf{c}_i}{2^\ell} \right) \bmod 2 \quad (22)$$

$$= \left(\mathbf{c}_\ell + \frac{\mathbf{z}}{2^\ell} \right) \bmod 2. \quad (23)$$

This may be interpreted as the transmission of $\mathbf{c}_\ell \in \mathcal{C}_\ell(\mathbf{s}_\ell)$ through a modulo-2 channel subject to additive noise $\mathbf{z}/2^\ell$. In particular, maximum-likelihood decoding on this channel would be given by $\hat{\mathbf{c}}_\ell = \operatorname{argmax}_{\mathbf{c}_\ell \in \mathcal{C}_\ell(\mathbf{s}_\ell)} p(\mathbf{r}_\ell | \mathbf{c}_\ell)$. Thus, provided that each \mathbf{s}_ℓ can be efficiently computed from the previous levels, efficient encoding is *not* needed for efficient multistage decoding.

To obtain low complexity decoding with near optimum performance, the iterative belief propagation algorithm can be used, which has $O(n)$ complexity for sparse matrices and a limited number of iterations. The algorithm has as its input a vector $\mathbf{LLR} \in \mathbb{R}^n$ with the log-likelihood ratio (LLR) of each component $r_{\ell j}$ of the received vector \mathbf{r}_ℓ , which is defined as

$$\text{LLR}_j = \ln \left(\frac{p(r_{\ell j} | c_{\ell j} = 0)}{p(r_{\ell j} | c_{\ell j} = 1)} \right), \quad j = 1, \dots, n. \quad (24)$$

However, this algorithm assumes codewords \mathbf{c}_ℓ belonging to a linear code, as opposed to an affine code $\mathcal{C}_\ell(\mathbf{s}_\ell)$.

We can exploit this algorithm for the problem at hand using the lengthened linear code $\mathcal{C}'_\ell \subseteq \mathbb{F}_2^{n+1}$ defined by the parity-check matrix $\mathbf{H}'_\ell = [-\mathbf{s}_\ell \quad \mathbf{H}_\ell]$, which remains sparse. In this case, the admissible codewords must be restricted to the form $\mathbf{c}'_\ell = [1 \quad \mathbf{c}_\ell]$, in accordance with (21). In order to impose this constraint, it suffices to provide as an input LLR vector the vector given as

$$\mathbf{LLR}' = \begin{bmatrix} \infty & \mathbf{LLR} \end{bmatrix}, \quad (25)$$

indicating that it is certain that the first symbol of the codeword is equal to 1.

We conclude that the decoding of \mathcal{C} can be realized with complexity $O(Ln)$. By means of the union bound, the probability of error satisfies

$$\begin{aligned} P_e(\mathcal{C}, \sigma^2) &\leq P_e(\mathcal{C}_0, \sigma^2) + P_e(\mathcal{C}_1, (\sigma/2)^2) + \dots + \\ &\quad + P_e(\mathcal{C}_{L-1}, (\sigma/2^{L-1})^2) \end{aligned} \quad (26)$$

where, for $0 \leq \ell \leq L - 1$, $P_e(\mathcal{C}_\ell, (\sigma/2^\ell)^2)$ is the probability of error of \mathcal{C}_ℓ on channel (23).

VI. A GENERALIZATION OF CONSTRUCTION D'

A significant limitation of Construction D' is the requirement that not only the component codes but also their corresponding parity-check matrices \mathbf{H}_ℓ be nested, i.e., that \mathbf{H}_ℓ be a submatrix of $\mathbf{H}_{\ell-1}$. This constraint complicates the design of LDPC codes as it requires, for instance, that the average column weight of $\mathbf{H}_{\ell-1}$ be strictly (and often significantly) higher than that of \mathbf{H}_ℓ , conflicting with the optimum design of LDPC codes for their corresponding target rates. In principle, one could eliminate this constraint entirely and redefine Construction D' by means of expression (13). However, with that approach there would be no guarantee of the cardinality of \mathcal{C} (as given by (18)), let alone the possibility of sequential encoding, thus compromising essential properties of the construction. The reason is that a congruence modulo $2^{\ell+1}$ in (13) applies not only to level ℓ but also to all levels $i < \ell$ through a reduction modulo 2^{i+1} . Thus, sequential encoding is not possible unless these new congruences for previous levels are completely redundant. This idea is captured by Lemma 1, which is the fundamental ingredient enabling sequential encoding and the guarantee of cardinality as an immediate consequence.

However, requiring that \mathbf{H}_ℓ be a submatrix of $\mathbf{H}_{\ell-1}$ is simple, but it is not the only way of satisfying Lemma 1. Instead, we can relax the nesting constraint on matrices \mathbf{H}_ℓ by enforcing the more general constraint

$$\mathbf{H}_\ell \equiv \mathbf{F}_\ell \mathbf{H}_{\ell-1} \pmod{2^\ell} \quad (27)$$

for some integer matrix \mathbf{F}_ℓ , from which Lemma 1 immediately follows. Clearly, requiring that \mathbf{H}_ℓ be a submatrix of $\mathbf{H}_{\ell-1}$ is a special case of this constraint.

Definition 1 (Generalized Construction D'): Let the matrices $\mathbf{H}_\ell \in \mathbb{Z}^{m_\ell \times n}$, $\ell = 0, \dots, L-1$, be such that

- 1) $\varphi(\mathbf{H}_\ell)$ is full-rank, for $\ell = 0, \dots, L-1$;
- 2) $\mathbf{H}_\ell \equiv \mathbf{F}_\ell \mathbf{H}_{\ell-1} \pmod{2^\ell}$, for some $\mathbf{F}_\ell \in \mathbb{Z}^{m_\ell \times m_{\ell-1}}$, for $\ell = 1, \dots, L-1$.

The lattice

$$\Lambda = \left\{ \mathbf{v} \in \mathbb{Z}^n : \mathbf{H}_\ell \mathbf{v}^T \equiv 0 \pmod{2^{\ell+1}}, 0 \leq \ell \leq L-1 \right\}$$

is said to be obtained by the Generalized Construction D' applied to $\mathbf{H}_0, \dots, \mathbf{H}_{L-1}$. Equivalently, we can express Λ as $\Lambda = \mathcal{C} + 2^L \mathbb{Z}^n$, where $\mathcal{C} = \Lambda \cap [0, 2^L)^n$ is a lattice code.

It follows immediately that the set Λ defined above is indeed a lattice.

The emphasis of Definition 1 is on the parity-check matrices \mathbf{H}_ℓ , rather than on the component codes. The interpretation based on nested component codes can be reestablished by taking $\mathcal{C}_\ell \subseteq \mathbb{F}_2^n$ to be the null space of $\varphi(\mathbf{H}_\ell) \in \mathbb{F}_2^{m_\ell \times n}$. Clearly, as a consequence of (27), we have $\mathcal{C}_0 \subseteq \mathcal{C}_1 \subseteq \dots \subseteq \mathcal{C}_{L-1}$.

The main result of this section is given by the following theorem.

Theorem 3: Let \mathcal{C} be a lattice code satisfying Definition 1. Then \mathcal{C} admits sequential encoding according to Theorem 2. Moreover, $|\mathcal{C}| = |\mathcal{C}_0| \cdots |\mathcal{C}_{L-1}|$.

Proof: The proof follows immediately since Theorem 2 only relies on (13) and Lemma 1. \blacksquare

It is easy to see that all of the results of Section V are still valid for the Generalized Construction D'.

Example 2: Let

$$\mathbf{F}_1 = \begin{bmatrix} 2 & 7 & 4 \\ 11 & 9 & 6 \end{bmatrix}$$

$$\mathbf{F}_2 = \begin{bmatrix} 3 & 5 \end{bmatrix}$$

be arbitrarily chosen integer matrices, and let

$$\mathbf{H}_0 = \begin{bmatrix} 1 & 1 & 1 & 1 \\ 1 & 0 & 1 & 0 \\ 1 & 1 & 0 & 0 \end{bmatrix}$$

$$\mathbf{H}_1 = \mathbf{F}_1 \mathbf{H}_0 \bmod 2 = \begin{bmatrix} 1 & 0 & 1 & 0 \\ 0 & 1 & 0 & 1 \end{bmatrix}$$

$$\mathbf{H}_2 = \mathbf{F}_2 \mathbf{H}_1 \bmod 4 = \begin{bmatrix} 3 & 1 & 3 & 1 \end{bmatrix}.$$

Note that $\varphi(\mathbf{H}_0)$, $\varphi(\mathbf{H}_1)$ and $\varphi(\mathbf{H}_2)$ are full-rank. Generalized Construction D' applied to matrices \mathbf{H}_0 , \mathbf{H}_1 , and \mathbf{H}_2 produces a lattice code \mathcal{C} with $L = 3$ levels and rate $R = \frac{1}{n} \log_2 |\mathcal{C}| = \frac{1}{4} \log_2 (2^{1+2+3}) = 1.5$ bits per dimension.

Note that \mathbf{H}_2 is non-binary, as may be any of the matrices \mathbf{H}_ℓ , for $\ell \geq 2$. Nevertheless, all the encoding and decoding operations are still performed over \mathbb{F}_2 with $\varphi(\mathbf{H}_\ell)$, except for the computation of the syndrome \mathbf{s}_ℓ in (16). \blacksquare

VII. NESTED LDPC CODES BY CHECK SPLITTING

In this section, we propose a method to construct suitable *binary* matrices $\mathbf{H}_0, \dots, \mathbf{H}_{L-1}$ that satisfy the conditions of Generalized Construction D'. Our approach is to sequentially construct matrix $\mathbf{H}_{\ell-1}$ based on matrix \mathbf{H}_ℓ , for $\ell = L-1, \dots, 1$, assuming we are given the parity-check matrix \mathbf{H}_{L-1} of the highest-rate code and the desired number of rows for the remaining matrices, m_{L-2}, \dots, m_0 .

Our method guarantees that, for each new level, the column weights of the initial matrix are preserved, i.e., all component codes will share the same variable-node degree distribution. While this approach may

not lead to an optimal design for all rates, it allows us to choose, for instance, all component codes to be regular LDPC codes with variable-node degree $d_v = 3$, which we can expect to exhibit at least a reasonable performance. Note that this choice is simply not available with the original Construction D'.

We also present variations of the basic method aimed at maximizing girth and at allowing linear-time encoding, inspired by the progressive edge growth (PEG) algorithm [29].

For the remainder of the section, it suffices to consider the following problem: given a full-rank matrix $\mathbf{B} \in \{0, 1\}^{b \times n}$ and a desired number of rows $m > b$, construct a full-rank matrix $\mathbf{H} \in \{0, 1\}^{m \times n}$ with the same sequence of column weights and such that $\mathbf{B} = \mathbf{F}\mathbf{H}$, for some $\mathbf{F} \in \mathbb{Z}^{b \times m}$.

Since an equivalent representation of a binary matrix \mathbf{H} is a Tanner graph (a bipartite graph, with m check nodes and n variable nodes, having $\mathbf{H} \in \{0, 1\}^{m \times n}$ as incidence matrix), we use the two concepts interchangeably.

A. Check Splitting

We first describe a general method based on the splitting of parity-check equations, which we refer to as *check splitting*⁶ for short. The basic idea is illustrated in Fig. 1, where a check node is split in two without changing the variable nodes on which the corresponding edges are incident.

For all $\mathbf{H} = [\mathbf{H}(i, j)] \in \{0, 1\}^{m \times n}$, let $\mathcal{J}(\mathbf{H}) = (\mathcal{J}_1(\mathbf{H}), \dots, \mathcal{J}_m(\mathbf{H}))$, where each $\mathcal{J}_i(\mathbf{H}) = \{j \in \{1, \dots, n\} : \mathbf{H}(i, j) \neq 0\}$ is a set containing the indices of the nonzero entries of the i th row of \mathbf{H} . Similarly, let $\mathcal{I}(\mathbf{H}) = (\mathcal{I}_1(\mathbf{H}), \dots, \mathcal{I}_n(\mathbf{H}))$, where each $\mathcal{I}_j(\mathbf{H}) = \{i \in \{1, \dots, m\} : \mathbf{H}(i, j) \neq 0\}$ is a set containing the indices of the nonzero entries of the j th column of \mathbf{H} .

Let $m \geq b$ and let $p : \{1, \dots, m\} \rightarrow \{1, \dots, b\}$ be a surjective mapping. A matrix $\mathbf{H} \in \{0, 1\}^{m \times n}$ is said to be obtained from $\mathbf{B} \in \{0, 1\}^{b \times n}$ by check splitting based on the parent mapping p if, for all $i = 1, \dots, b$, the set $\{\mathcal{J}_i(\mathbf{H}) : i \in p^{-1}(k)\}$ forms a partition of $\mathcal{J}_k(\mathbf{B})$, where $p^{-1}(k) = \{i \in \{1, \dots, m\} : p(i) = k\}$ is the preimage of k under p .

Clearly, check splitting preserves column weights, since every nonzero entry of \mathbf{B} appears in \mathbf{H} in the same column, although possibly in a different row. Moreover, it is easy to see that $\mathbf{B} = \mathbf{F}\mathbf{H}$, where $\mathbf{F} \in \{0, 1\}^{b \times m}$ is such that $\mathcal{J}(\mathbf{F}) = (p^{-1}(1), \dots, p^{-1}(b))$, i.e., adding the rows of \mathbf{H} with indices in $p^{-1}(k)$ gives precisely the k th row of \mathbf{B} .

Example 3: Starting with

$$\mathbf{H}_2 = \begin{bmatrix} 1 & 1 & 1 & 1 & 1 & 1 & 1 & 1 \end{bmatrix}$$

⁶Our definition of check splitting differs from that in [30], which introduces a variable node connecting the check nodes produced from splitting.

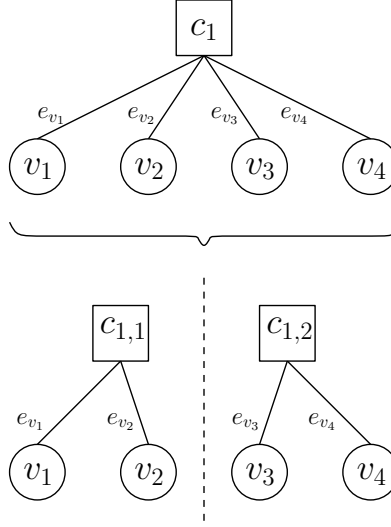


Fig. 1. Example of check splitting. Check node c_1 is split into two check nodes $c_{1,1}$ and $c_{1,2}$. The number of edges is preserved and each edge remains incident on the same variable node.

we can partition it into

$$\mathbf{H}_1 = \begin{bmatrix} 1 & 0 & 0 & 1 & 0 & 1 & 1 & 0 \\ 0 & 1 & 1 & 0 & 1 & 0 & 0 & 1 \end{bmatrix}$$

which, in turn, can be partitioned into

$$\mathbf{H}_0 = \begin{bmatrix} 0 & 0 & 0 & 1 & 0 & 1 & 0 & 0 \\ 1 & 0 & 0 & 0 & 0 & 0 & 1 & 0 \\ 0 & 1 & 0 & 0 & 0 & 0 & 0 & 1 \\ 0 & 0 & 1 & 0 & 1 & 0 & 0 & 0 \end{bmatrix}.$$

Note that $\mathbf{H}_1 = \mathbf{F}_1 \mathbf{H}_0$ and $\mathbf{H}_2 = \mathbf{F}_2 \mathbf{H}_1$, where

$$\mathbf{F}_1 = \begin{bmatrix} 1 & 1 & 0 & 0 \\ 0 & 0 & 1 & 1 \end{bmatrix}$$

$$\mathbf{F}_2 = \begin{bmatrix} 1 & 1 \end{bmatrix}.$$

Note that all matrices are binary and that each column has the same weight, namely 1. ■

A useful property of check splitting, which follows from [31, Lemma 8], is that it cannot reduce girth. Thus, in particular, \mathbf{H} is guaranteed to be free of 4-cycles if \mathbf{B} is so.

Algorithm 1 PEG-based check splitting

Input: $\mathbf{B} \in \{0, 1\}^{b \times n}$, m
Output: $\mathbf{H} \in \{0, 1\}^{m \times n}$

```

1: Create the parent mapping  $p$ .
2: Initialize  $\mathbf{H} \leftarrow \mathbf{0}$ .
3: for  $j = 1, \dots, n$  do
4:   for  $k \in \mathcal{I}_j(\mathbf{B})$  do
5:      $\mathcal{I} \leftarrow p^{-1}(k)$ 
6:      $\mathcal{I} \leftarrow \{i \in \mathcal{I} : d_{\mathbf{H}}(i, j) = \max_{i' \in \mathcal{I}} d_{\mathbf{H}}(i', j)\}$ 
7:      $\mathcal{I} \leftarrow \{i \in \mathcal{I} : |\mathcal{J}_i(\mathbf{H})| = \min_{i' \in \mathcal{I}} |\mathcal{J}_{i'}(\mathbf{H})|\}$ 
8:     Choose some  $i \in \mathcal{I}$  and set  $\mathbf{H}(i, j) \leftarrow 1$ .
9:   end for
10: end for

```

B. PEG-Based Check Splitting

While girth preservation is a desirable feature, one typically expects a lower-rate code to have a better cycle distribution than a higher-rate code of the same length, preferably a larger girth. This is possible in the check splitting procedure if checks are split in a way that breaks short cycles in which they are involved. More generally, it is conceivable that a judicious choice of check splits may increase the performance of the resulting code.

In the following, we propose a check splitting algorithm, inspired by the PEG algorithm [29], that attempts to maximize the girth of the resulting matrix. For all $i = 1, \dots, m$ and all $j = 1, \dots, n$, let $d_{\mathbf{H}}(i, j)$ denote the distance from check node i to variable node j in the Tanner graph induced by \mathbf{H} , where $d_{\mathbf{H}}(i, j) = \infty$ if there is no path joining these nodes. As shown in Algorithm 1, the proposed method greedily processes each (k, j) nonzero entry of \mathbf{B} , adding a corresponding entry in \mathbf{H} in the same column j but in some child row $i \in p^{-1}(k)$ that satisfy two goals: first, it should maximize the distance to variable node j of the resulting Tanner graph; second, if multiple possibilities remain, a check of lowest degree is chosen. The algorithm can be interpreted as a generalization of the PEG algorithm where, for each iteration, the set of allowed checks is restricted to $p^{-1}(k)$, as shown in line 5. (The original PEG algorithm is essentially recovered if this line is replaced by $\mathcal{I} \leftarrow \{1, \dots, m\}$.)

A secondary goal of the algorithm is to make the weights of the resulting rows as uniform as possible, which is also a desirable feature of a good LDPC code. However, some care must be taken to ensure

Algorithm 2 Create the parent mapping for Algorithm 1

Input: $\mathbf{B} \in \{0, 1\}^{b \times n}$, m
Output: $p : \{1, \dots, m\} \rightarrow \{1, \dots, b\}$

- 1: Set $p(i) = i$ for $i = 1, \dots, b$.
 - 2: **for** $i = b + 1, \dots, m$ **do**
 - 3: $\mathcal{K} \leftarrow \{1, \dots, m\}$
 - 4: $\mathcal{K} \leftarrow \{k \in \mathcal{K} : \mu_p(k) = \max_{k' \in \mathcal{K}} \mu_p(k')\}$
 - 5: Choose some $k \in \mathcal{K}$ and set $p(i) \leftarrow k$.
 - 6: **end for**
-

that the parent mapping p is indeed suitable to result in concentrated weights, which is accomplished by Algorithm 2. Specifically, for each i th row of \mathbf{H} , this algorithm chooses as its parent row in \mathbf{B} one that achieves maximum metric

$$\mu_p(k) \triangleq \frac{|\mathcal{J}_k(\mathbf{B})|}{|p^{-1}(k)| + 1} \quad (28)$$

which can be interpreted as the average weight of a corresponding child row after the parent assignment is made (i.e., a row is chosen that can most tolerate a further split).

C. Triangular PEG-Based Check Splitting

A drawback of Algorithm 1 is that it generally does not produce matrices that have an approximate triangular structure. We propose a simple adaptation that ensures such a structure, thereby enabling efficient encoding. The algorithm takes a base matrix \mathbf{B} of the form (20) with gap g and returns a check-splitted matrix \mathbf{H} in the same form and with the same gap g . Thus, \mathbf{B} and \mathbf{H} will have exactly the same encoding complexity.

For ease of notation, we assume that \mathbf{B} is actually in approximate *upper* triangular form, which can be easily accomplished by left-right and up-down flipping of a matrix in the form (20). The resulting matrix \mathbf{H} is similarly given in the same form.

The proposed method, which is again inspired from [29], is given in Algorithm 3. The differences from Algorithm 1 are essentially the inclusion of lines 5–9, which add a 1 in the g th subdiagonal, and the modification in line 11, which restrict the valid choices of child rows to those above the g th subdiagonal. The crucial assumption is that $p(g + j) \in \mathcal{I}_j(\mathbf{B})$ for all $j = 1, \dots, m - g$, since a 1 can only be added in position $(g + j, j)$ of \mathbf{H} if a 1 exists in position (k_0, j) of \mathbf{B} , where $k_0 = p(g + j)$ is the corresponding parent row. This property can be ensured during the creation of the parent mapping by a simple modification in line 3 of Algorithm 2, as shown in Algorithm 4.

Algorithm 3 Triangular PEG-based check splitting

Input: $\mathbf{B} \in \{0, 1\}^{b \times n}$, g, m
Output: $\mathbf{H} \in \{0, 1\}^{m \times n}$

```

1: Create the parent mapping  $p$ .
2: Initialize  $\mathbf{H} \leftarrow \mathbf{0}$ .
3: for  $j = 1, \dots, n$  do
4:    $\mathcal{K} \leftarrow \mathcal{I}_j(\mathbf{B})$ 
5:   if  $j \leq m - g$  then
6:      $\mathbf{H}(g + j, j) \leftarrow 1$ 
7:      $k_0 \leftarrow p(g + j)$ 
8:      $\mathcal{K} \leftarrow \mathcal{K} \setminus \{k_0\}$ 
9:   end if
10:  for  $k \in \mathcal{K}$  do
11:     $\mathcal{I} \leftarrow p^{-1}(k) \cap \{1, \dots, \min\{g + j - 1, m\}\}$ 
12:     $\mathcal{I} \leftarrow \{i \in \mathcal{I} : d_{\mathbf{H}}(i, j) = \max_{i' \in \mathcal{I}} d_{\mathbf{H}}(i', j)\}$ 
13:     $\mathcal{I} \leftarrow \{i \in \mathcal{I} : |\mathcal{J}_i(\mathbf{H})| = \min_{i' \in \mathcal{I}} |\mathcal{J}_{i'}(\mathbf{H})|\}$ 
14:    Choose some  $i \in \mathcal{I}$  and set  $\mathbf{H}(i, j) \leftarrow 1$ .
15:  end for
16: end for

```

Algorithm 4 Create the parent mapping for Algorithm 3

 3: $\mathcal{K} \leftarrow \mathcal{I}_{i-g}(\mathbf{B})$

 (Note: only the differences from Algorithm 2 are shown.)

VIII. SIMULATION RESULTS

This section discusses the design of LDPC lattices with $L = 2$ coded levels, as well as its performance on the AWGN channel with and without power constraint.

In all examples of Generalized Construction D' lattices, two nested codes $\mathcal{C}_0 \subseteq \mathcal{C}_1$, with parity-check matrices $\mathbf{H}_0 \in \{0, 1\}^{m_0 \times n}$ and $\mathbf{H}_1 \in \{0, 1\}^{m_1 \times n}$, respectively, are designed as variable-regular LDPC codes with variable-node degree $d_v = 3$. For any given choice of m_0 and m_1 , the matrix \mathbf{H}_1 is constructed via the triangular version of the PEG algorithm [29], modified to allow for a gap g , which is chosen to be $g = 18$, while \mathbf{H}_0 is obtained from \mathbf{H}_1 via triangular PEG-based check splitting with the same gap. Thus, the resulting lattices are guaranteed to have efficient encoding.

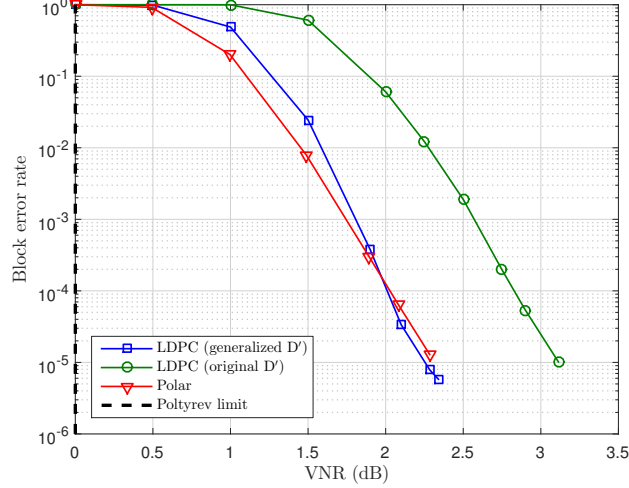


Fig. 2. Block error rate for 2-level lattices of dimension 1024 with multistage decoding: LDPC lattices via Generalized Construction D' with check splitting, LDPC lattices via the original Construction D', and polar lattices (curve extracted from [18]). The Poltyrev limit is also shown.

A. Power-Unconstrained Channel

We construct an LDPC lattice $\Lambda = \mathcal{C} + 4\mathbb{Z}^n$ with the Generalized Construction D' applied to matrices \mathbf{H}_0 and \mathbf{H}_1 . In order to allow a fair comparison with the results in [18], we use the same design parameters, namely, block length (dimension) $n = 1024$ and block error probability $P_e \leq 10^{-5}$.

The design of m_0 and m_1 , or, equivalently, of rates R_0 and R_1 , can be done using the equal error probability rule [15] applied to the union-bound estimate

$$P_e(\Lambda, \sigma^2) \leq P_e(\mathcal{C}_0, \sigma^2) + P_e(\mathcal{C}_1, (\sigma/2)^2) + P_e(4\mathbb{Z}^n, (\sigma/4)^2) \quad (29)$$

obtained by combining (8) and (26). Under this rule, the goal is to make the three terms above approximately equal to $10^{-5}/3$.

Given that level 2 (uncoded) allows a simple modulo- $4\mathbb{Z}^n$ lattice decoder (essentially a PAM detector), it is easy to compute the noise level that results in the desired block error probability, which is verified to be $\sigma = 0.3379$.

The code rates were found in an iterative process of design and simulation, which, for the desired error probability, resulted in $R_0 = 0.2383$ ($m_0 = 780$) and $R_1 = 0.9043$ ($m_1 = 98$). Thus, the total coded rate is $R = 1.1426$, leading to a VNR of 1.6823, or 2.2590 dB, for the given noise level.

Fig. 2 shows simulation results for the block error rate of Λ as a function of the VNR. Decoding was performed as described in Section V-B, where for each component code the belief propagation decoder

performed a total of 50 iterations. Each simulation point was obtained after at least 100 block errors. For comparison, the performance of a polar lattice with $n = 1024$ (based on a one-dimensional lattice partition) from [18] is also shown. As can be seen, the LDPC lattice appears to slightly outperform the polar lattice at the target error rate of 10^{-5} . After that point, the slope of the curve appears to become less steep; this is due to the uncoded component of the lattice, which dominates the error rate for high SNR, and is also expected for the polar lattice.

To illustrate the motivation for the Generalized Construction D', Fig. 2 also shows the performance of our best attempt at designing an LDPC lattice via the original Construction D'. This lattice is constructed based on the same design parameters as before, but now \mathbf{H}_0 is constrained to be a submatrix of \mathbf{H}_1 . Both matrices are constructed together via the extended PEG algorithm from [21], which takes as input the number of rows and the variable-node degree distribution for each level. Assuming variable-regular degree distributions, we found experimentally the values of $d_v^0 = 6$ and $d_v^1 = 3$ to give the best performance (note that $d_v^0 \geq d_v^1$ due to the nesting constraint). For the rate design, we obtained $R_0 = 0.0967$ ($m_0 = 925$) and $R_1 = 0.9043$ ($m_1 = 98$) using the equal error probability rule under multistage decoding. As can be seen, the resulting lattice requires a much larger VNR for the same target error rate, which is due to the poor performance of \mathcal{C}_0 . Indeed, compared to the previous design, the design of \mathcal{C}_1 remained essentially unchanged, while R_0 had to be significantly decreased in order for \mathcal{C}_0 to meet the desired error rate. This poor performance can be partly explained by the fact that \mathcal{C}_0 has vastly spread check degrees; more precisely, the check degrees are distributed on the values 3, 4, 31 and 32. This is in sharp contrast to the \mathcal{C}_0 obtained by Generalized Construction D' with check splitting, whose check degrees are concentrated between 3 and 5. (There is evidence and it is a standing conjecture that check-concentrated degree distributions are optimal [20].)

B. Power-Constrained Channel

We construct an LDPC lattice code \mathcal{C} with Generalized Construction D' applied to matrices \mathbf{H}_0 and \mathbf{H}_1 . Note that this corresponds to a multilevel coded (MLC) 4-PAM modulation scheme with Ungerboeck labeling [15], [23], constrained so as to produce a lattice code. Decoding is performed using lattice MSD as described in sections III-B and V-B. We set the total rate at $R = 1.5$ bits per symbol, the block length at $n = 2048$, and the target block error probability at $P_e = 10^{-3}$.

The rate design follows the equal error probability rule based on the union bound estimate (26), so \mathcal{C}_0 and \mathcal{C}_1 are designed for $P_e(\mathcal{C}_0, \sigma^2) = P_e(\mathcal{C}_1, (\sigma/2)^2) = 10^{-3}/2$. After an iterative process of design and simulation, we found that the target error rate was obtained for rates $R_0 = 0.5244$ ($m_0 = 974$) and $R_1 = 0.9756$ ($m_1 = 50$) at $\sigma = 0.3033$, leading to an SNR of 11.33 dB.

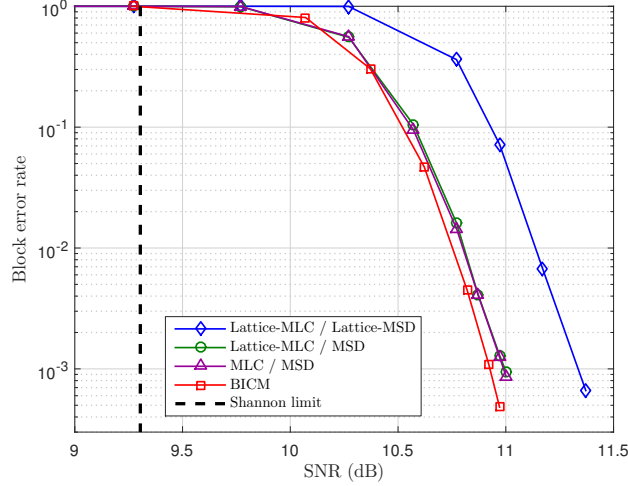


Fig. 3. Block error rate for unshaped LDPC coded 4-PAM modulation schemes: lattice-constrained MLC with lattice MSD; lattice-constrained MLC with conventional MSD; unconstrained MLC with conventional MSD; and BICM. All schemes have total rate of $R = 1.5$ bits per symbol and block length $n = 2048$ symbols. The input-constrained Shannon limit is also shown.

In order to compare with conventional, non-lattice coded modulation schemes, we have designed an MLC 4-PAM modulation scheme with Ungerboeck labeling for conventional (non-lattice) multistage decoding, as well as a 4-PAM BICM scheme with Gray labeling. In both schemes, decoding is performed in the conventional way by computing the LLRs of each bit under AWGN, which takes the finite constellation into account. The MLC scheme is composed of two variable-regular LDPC codes with block length $n = 2048$ and column weight $d_v = 3$ constructed independently (without any nesting constraints) using the PEG algorithm. The rates of the component codes, $R_0 = 0.5259$ ($m_0 = 971$) and $R_1 = 0.9741$ ($m_1 = 53$) were again found by the equal error probability rule. The BICM scheme uses a variable-regular LDPC code with block length 4096, variable node degree $d_v = 3$, and rate $3/4$. Note that all schemes have the same spectral efficiency ($R = 1.5$ bits per symbol) and same delay in modulation symbols ($n = 2048$).

Fig. 3 shows the performance of the three schemes. As before, the belief propagation decoder of each code was run for a total of 50 iterations and each simulation point was obtained after at least 100 block errors. As can be seen, the LDPC lattice code achieves a performance about 0.4 dB below that of non-lattice coded modulation schemes at a block error rate of 10^{-3} . In order to understand whether the loss in performance is due to the nesting constraints of the component codes or to the suboptimal lattice decoder, we have also simulated a lattice-constrained MLC scheme under conventional MSD. The design parameters are exactly the same as those of the conventional MLC/MSD scheme, the only difference is

that the matrix \mathbf{H}_0 is obtained from \mathbf{H}_1 by check splitting, so as to satisfy conditions of Construction D'. Clearly, the loss can be attributed to lattice decoding, since the resulting performance is apparently indistinguishable from that of unconstrained MLC, as can be seen in Fig. 3. Note that lattice decoding is essential for most applications of lattice codes in multiterminal problems, such as compute-and-forward [6] and integer-forcing [7], so this degradation may be tolerable if it is surpassed by the overall benefits of using lattice codes.

IX. CONCLUSION

We have proposed a new multilevel lattice construction based on nested linear codes that generalizes Construction D'. This new construction relaxes some of the nesting constraints on the parity-check matrices of the component codes, significantly facilitating their design. In particular, this approach enables the design of nested LDPC codes whose performance appears to be indistinguishable from that of independent (non-nested) LDPC codes with the same rates. We have also proposed a general principle for constructing nested codes based on the partitioning of parity-check equations, as well as a practical method, inspired by the PEG algorithm, to construct LDPC subcodes of large girth that can be efficiently encoded. Overall, the resulting LDPC lattice codes constructed by our methods can be encoded and decoded with complexity that is linear in both the block length and the number of levels.

Simulation results indicate that our LDPC lattice codes have a performance comparable to that of polar lattices for the Poltyrev scenario and only slightly inferior to conventional (non-lattice) coded modulation techniques for the input-constrained AWGN channel, even under lattice decoding. The latter degradation seems a small price to pay for the potential benefits afforded by the lattice structure in multiterminal applications.

REFERENCES

- [1] R. Zamir, *Lattice Coding for Signals and Networks*. Cambridge, UK: Cambridge University Press, 2014.
- [2] R. Urbanke and B. Rimoldi, "Lattice codes can achieve capacity on the AWGN channel," *IEEE Trans. Inf. Theory*, vol. 44, no. 1, pp. 273–278, Jan. 1998.
- [3] U. Erez and R. Zamir, "Achieving $1/2 \log(1+\text{SNR})$ on the AWGN channel with lattice encoding and decoding," *IEEE Trans. Inf. Theory*, vol. 50, no. 10, pp. 2293–2314, Oct. 2004.
- [4] D. Krithivasan and S. S. Pradhan, "Lattices for distributed source coding: Jointly Gaussian sources and reconstruction of a linear function," *IEEE Trans. Inf. Theory*, vol. 55, no. 12, pp. 5628–5651, Dec. 2009.
- [5] C. Ling, L. Luzzi, J. C. Belfiore, and D. Stehlé, "Semantically secure lattice codes for the Gaussian wiretap channel," *IEEE Trans. Inf. Theory*, vol. 60, no. 10, pp. 6399–6416, Oct. 2014.
- [6] B. Nazer and M. Gastpar, "Compute-and-forward: Harnessing interference through structured codes," *IEEE Trans. Inf. Theory*, vol. 57, no. 10, pp. 6463–6486, Oct. 2011.

- [7] J. Zhan, B. Nazer, U. Erez, and M. Gastpar, "Integer-forcing linear receivers," *IEEE Trans. Inf. Theory*, vol. 60, no. 12, pp. 7661–7685, Dec. 2014.
- [8] G. Caire, G. Taricco, and E. Biglieri, "Bit-interleaved coded modulation," *IEEE Trans. Inf. Theory*, vol. 44, no. 3, pp. 927–946, May 1998.
- [9] D. Declercq, M. Fossorier, and E. Biglieri, *Channel Coding: Theory, Algorithms, and Applications*. Amsterdam: Elsevier, 2014.
- [10] J. H. Conway and N. J. A. Sloane, *Sphere Packings, Lattices and Groups*, 3rd ed. New York, NY: Springer-Verlag, 1999.
- [11] N. di Pietro, J. J. Boutros, G. Zémor, and L. Brunel, "Integer low-density lattices based on construction A," in *2012 IEEE Information Theory Workshop*, Sep. 2012, pp. 422–426.
- [12] N. di Pietro, G. Zémor, and J. J. Boutros, "New results on Construction A lattices based on very sparse parity-check matrices," in *2013 IEEE International Symposium on Information Theory*, Jul. 2013, pp. 1675–1679.
- [13] N. Sommer, M. Feder, and O. Shalvi, "Low-density lattice codes," *IEEE Trans. Inf. Theory*, vol. 54, no. 4, pp. 1561–1585, Apr. 2008.
- [14] R. A. P. Hernandez and B. M. Kurkoski, "The three/two Gaussian parametric LDLC lattice decoding algorithm and its analysis," *IEEE Trans. Commun.*, vol. 64, no. 9, pp. 3624–3633, Sep. 2016.
- [15] U. Wachsmann, R. F. H. Fischer, and J. B. Huber, "Multilevel codes: Theoretical concepts and practical design rules," *IEEE Trans. Inf. Theory*, vol. 45, no. 5, pp. 1361–1391, Jul. 1999.
- [16] G. D. Forney, M. D. Trott, and S.-Y. Chung, "Sphere-bound-achieving coset codes and multilevel coset codes," *IEEE Trans. Inf. Theory*, vol. 46, no. 3, pp. 820–850, May 2000.
- [17] A. Sakzad, M. R. Sadeghi, and D. Panario, "Construction of turbo lattices," in *2010 48th Annual Allerton Conference on Communication, Control, and Computing (Allerton)*, Sep. 2010, pp. 14–21.
- [18] Y. Yan, L. Liu, C. Ling, and X. Wu, "Construction of capacity-achieving lattice codes: Polar lattices," *arXiv:1411.0187*, Nov. 2014. [Online]. Available: <http://arxiv.org/abs/1411.0187>
- [19] G. Poltyrev, "On coding without restrictions for the AWGN channel," *IEEE Trans. Inf. Theory*, vol. 40, no. 2, pp. 409–417, Mar. 1994.
- [20] T. J. Richardson and R. L. Urbanke, *Modern Coding Theory*. Cambridge University Press, 2008.
- [21] M.-R. Sadeghi, A. Banihashemi, and D. Panario, "Low-density parity-check lattices: Construction and decoding analysis," *IEEE Trans. Inf. Theory*, vol. 52, no. 10, pp. 4481–4495, Oct. 2006.
- [22] Y. S. Choi, I. J. Baik, and S. Y. Chung, "Iterative decoding for low-density parity-check lattices," in *10th International Conference on Advanced Communication Technology, 2008. ICACT 2008*, vol. 1, Feb. 2008, pp. 358–361.
- [23] G. D. Forney, "Coset codes—Part I: Introduction and geometrical classification," *IEEE Trans. Inf. Theory*, vol. 34, no. 5, pp. 1123–1151, Sep. 1988.
- [24] W. Kositwattanakarn and F. Oggier, "Connections between Construction D and related constructions of lattices," *Des. Codes Cryptogr.*, vol. 73, no. 2, pp. 441–455, Nov. 2014.
- [25] A. Vem, Y.-C. Huang, K. Narayanan, and H. Pfister, "Multilevel lattices based on spatially-coupled LDPC codes with applications," in *2014 IEEE International Symposium on Information Theory (ISIT)*, Jun. 2014, pp. 2336–2340.
- [26] H. Khodaiemehr, M. R. Sadeghi, and A. Sakzad, "Practical encoder and decoder for power constrained QC LDPC-lattice codes," *IEEE Trans. Commun.*, vol. 65, no. 2, pp. 486–500, Feb. 2017.
- [27] C. Feng, D. Silva, and F. R. Kschischang, "Lattice network coding over finite rings," in *2011 12th Canadian Workshop on Information Theory (CWIT)*, May 2011, pp. 78–81.

- [28] T. J. Richardson and R. L. Urbanke, "Efficient encoding of low-density parity-check codes," *IEEE Trans. Inf. Theory*, vol. 47, no. 2, pp. 638–656, Feb. 2001.
- [29] X.-Y. Hu, E. Eleftheriou, and D. M. Arnold, "Regular and irregular progressive edge-growth Tanner graphs," *IEEE Trans. Inf. Theory*, vol. 51, no. 1, pp. 386–398, Jan. 2005.
- [30] M. Good and F. R. Kschischang, "Incremental redundancy via check splitting," in *23rd Biennial Symposium on Communications, 2006*, 2006, pp. 55–58.
- [31] A. Subramanian, A. Thangaraj, M. Bloch, and S. W. McLaughlin, "Strong secrecy on the binary erasure wiretap channel using large-girth LDPC codes," *IEEE Trans. Inf. Forensics Secur.*, vol. 6, no. 3, pp. 585–594, Sep. 2011.