

Learning to Write Stylized Chinese Characters by Reading a Handful of Examples

Danyang Sun* Tongzheng Ren* Chongxuan Li Jun Zhu Hang Su
The University of Tsinghua

{sdy10, rtz14, lcx14}@mails.tsinghua.edu.cn {dcszj, suhangss}@mail.tsinghua.edu.cn

Abstract

Automatically writing stylized Chinese characters is an attractive yet challenging task due to its wide applicabilities. In this paper, we propose a novel framework named Style-Aware Variational Auto-Encoder (SA-VAE) to flexibly generate Chinese characters. Specifically, we propose to capture the different characteristics of a Chinese character by disentangling the latent features into content-related and style-related components. Considering of the complex shapes and structures, we incorporate the structure information as prior knowledge into our framework to guide the generation. Our framework shows a powerful one-shot/low-shot generalization ability by inferring the style component given a character with unseen style. To the best of our knowledge, this is the first attempt to learn to write new-style Chinese characters by observing only one or a few examples. Extensive experiments demonstrate its effectiveness in generating different stylized Chinese characters by fusing the feature vectors corresponding to different contents and styles, which is of significant importance in real-world applications.

1. Introduction

Reading and writing are two of the most essential linguistic skills of human beings, with their counterparts in artificial intelligence as character recognition and generation. Though there has been a long history in automatic recognition of characters with significant achievements [26, 21, 34, 31], the field of character generation remains relatively under-explored. This unbalanced progress is disadvantageous for the development of information processing of all languages, especially Chinese, one of the most widely used languages that has its characters incorporated into many other Asian languages, such as Japanese and Korean. Moreover, learning to write stylized Chinese characters

*Equal Contribution.

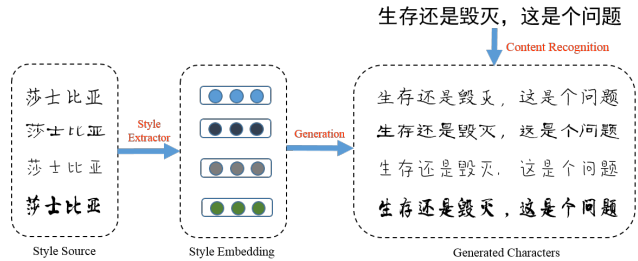


Figure 1: Illustration of Chinese character generation task based on our method. Given a few examples with specified styles (e.g., the signatures), we infer the latent vectors corresponding to different styles. Afterwards, we generate the stylized Chinese characters (“To be or not to be, that is a question”) by recognizing their contents and transferring the corresponding styles to the characters beyond the limited set of provided examples (“Shakespeare”).

ters by reading a handful of examples (See Fig. 1) is a good testbed for machine intelligence as humans can finish the task very effectively while it is still highly challenging for the state-of-the-art machine learning methods.

Though great efforts have been made on synthesizing simple English or Latin characters [2, 15], only a little exploration has been done on Chinese character generation. This is not surprising as Chinese characters pose new challenges due to their complexity and diversity. First, Chinese characters have a much larger dictionary compared with the alphabetic writings such as English or Latin that includes only tens of letters. For instance, there are 27,533 unique characters in the official GB18030-2000 dataset. Even those daily used characters are up to about 3,000. Recently, Zhang et al. [32] propose a Chinese character generation model based on Recurrent Neural Networks (RNN) [8], which learns a low dimensional embedding as the character label to solve the issue of large dictionary. However, their method is heavily dependent on the temporal information of the strokes, which cannot generalize to the off-line applications. Meanwhile, their results only show visual appearance without any style information.

Moreover, Chinese characters have more complex shapes and structures than other symbolic characters such as

Latin alphabets. Some attempts have been made on Chinese character generation by assembling components of radicals and strokes [28, 36, 19]. However, these stroke-based models heavily rely on the preceding parsing, which requires each character to have a clear structure. Therefore, they cannot deal with a joined-up writing style when strokes are connected and cursive.

Finally, the generation of stylized Chinese characters is also challenged by the complexity in writing styles. Writing styles are typically influenced by various aspects, including the thickness of strokes, the angle of strokes with the corner and the relationship between strokes. The recent *zi2zi* [12] method implements the Chinese characters’ style transfer based on Pix2Pix [11]. It learns a mapping from one source style to another target style by training with thousands of character pairs. However, if the target style is substantially different from the source style, the generation will usually be blurry, since it essentially learns how to imitate from the source font. In this case, it lacks flexibility to handle the diversity of character styles. The consequence is that when observing some Chinese characters with a new style, it cannot re-utilize the knowledge learned before; instead it has to re-train a model from scratch.

1.1. Our Proposal

To address the above challenges, we propose a novel framework named Style-Aware Variational Auto-Encoder (SA-VAE) to conduct the stylized Chinese character generation. Our method can generalize to new styles and contents without the need of retraining from the view of decomposition and recombination of styles and contents of characters. Technically, this is achieved by a new intercross pairwise training method such that the different components of a character are effectively disentangled. Besides, considering the complex shapes and structures, we further incorporate the configuration of Chinese characters as prior knowledge to guide the generation process.

Variational Auto-Encoder (VAE) [13] is one of the most prominent deep generative models (DGM) [23, 18]. Compared with other popular deep generative models, such as Generative Adversarial Networks (GAN) [7], VAE naturally has the ability of posterior inference to reveal the underlying factors such as styles from provided observations. Besides, to our practice, VAE usually yields better inference effects than the inference extensions to GAN [5, 6]. Therefore, our method is based on the framework of VAE and we make a feature-disentangled extension to it, which is detailed in Sec. 2.

In general, if we would like to learn a new writing style from one or a few characters, we should be able to extract the pure and correct style feature from these characters. Thus, it drives us to disentangle the style and content feature from the given character samples first. Some ex-

isting disentangling methods using supervised [14, 20] or unsupervised ways [24, 4, 33] cannot deal with our issues, as our task needs to exactly specify what we want to disentangle and the writing styles of Chinese characters are complicated and abstract. Therefore, in the model level, we design a style inference network and a content recognition network, which encode the style and the content of the Chinese characters separately. Meanwhile, in the algorithm level, we propose an intercross pair-wise optimization method to solve this problem by implicitly using the supervision in the dataset, which can enforce the encoded style embeddings pure and reliable.

As discussed before, Chinese character generation is also challenged by the large dictionary and complex structures. Unlike the general image generation task like faces [35] and bedrooms [29] generation, it may lead to a completely confusing or incorrect results even if a small bias is introduced in Chinese character generation. To address this issue, we integrate the character knowledge into our framework and propose a hashing encoding method by considering the configuration and radicals information in Chinese characters to guide the generation. By this way, our model can easily expand to a large dictionary. Meanwhile, unlike the previous stroke-based methods, our model performs well when dealing with handwritten styles.

To address the challenge of the new style inference, i.e., to generate characters with an unseen style in the training phase, we collect many styles including printing styles and handwritten styles as our style bank. Relying on the powerful generalization capabilities of our model, we can make a reasonable inference and allow efficient generalization on new styles without the need to retrain a model as the comparison methods.

Extensive experiments demonstrate that our method can generate stylized Chinese characters by reading only one or a few samples, including both the printing styles and handwritten styles. To the best of our knowledge, this is the first attempt to learn to write Chinese characters with a new style in this one-shot/few-shot setting. To sum up, our major contributions are three-fold:

- We propose a novel intercross pair-wise optimization method for style feature extraction, which is also a general technique to solve disentanglement problems with weak supervision.
- We introduce the domain knowledge of Chinese characters into our model *a priori*, and propose an informative encoding method to guide the Chinese character generation.
- Our proposed framework (SA-VAE) can achieve accurate style inference and generate stylized Chinese characters in the one-shot/few-shot setting.

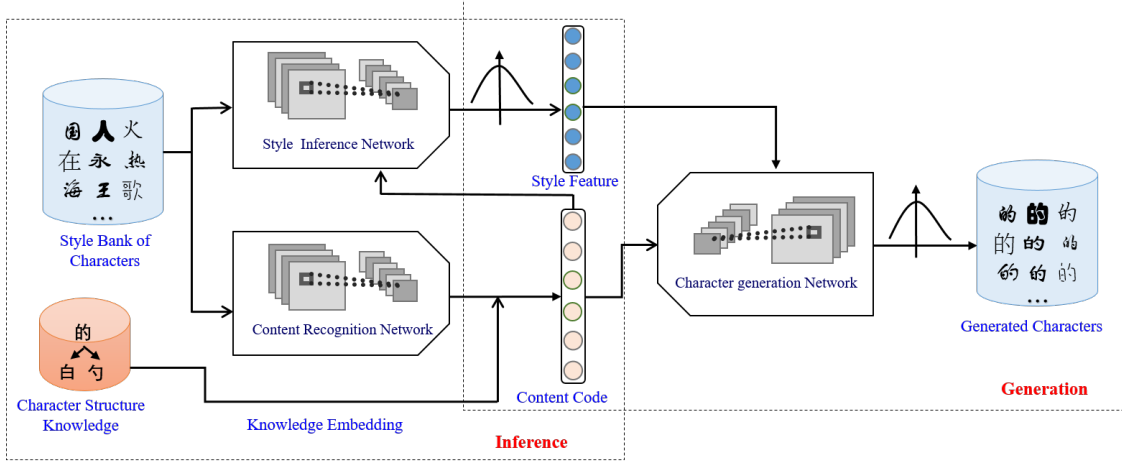


Figure 2: Our proposed SA-VAE framework mainly consist of three subnets, including a Content Recognition Network \mathcal{C} , a Style Inference Network \mathcal{S} and a Character Generation Network \mathcal{G} . \mathcal{S} and \mathcal{C} extract the style feature and the content feature separately and \mathcal{G} combine these two features to conduct the generation. Besides, we introduce the domain knowledge of Chinese characters \mathcal{K} to get a more informative content representation. The training process is executed by an intercross pair-wise way.

2. Methodology

In this section, we first formally present our task and the architecture of the whole framework. Then, we present our intercross pair-wise optimization method in detail. Finally, we show how to conduct one-shot/few-shot stylized Chinese character generation with our model.

2.1. Problem Formulation

To frame the task formally, we make the mild assumption that all Chinese characters are independently decided by the content factor and the style factor, which can be denoted as:

$$\mathbf{x}_{i,j} \leftarrow (\mathbf{s}_i, \mathbf{c}_j), \quad (1)$$

where \mathbf{s}_i represents style i , \mathbf{c}_j represents content j , and $\mathbf{x}_{i,j}$ is the character with style i and content j . This assumption is reasonable since the characters are produced by this way in reality indeed.

Based on this assumption, our one-shot/few-shot Chinese character generation task can be treated as inferring the style representation when observing the characters with a new style, then combining the style with the existing content to generate characters of the new style. However, as our observed samples do not have an explicit separation between style and content, we thus have to do “reverse-engineering”—recognize the content and disentangle the style information from the given character, and then combine the style with other contents to generate the stylized Chinese characters.

To solve this problem, we first build a dataset containing all the Chinese characters with a diverse set of styles as our style-bank, which is denoted as:

$$\mathcal{X} = \{\mathbf{x}_{i,j}\}, i = 1, 2, \dots, M, j = 1, 2, \dots, N, \quad (2)$$

where M is the number of styles and N is the total number of unique Chinese characters in the training dataset (See Sec. 3.1 for details).

Then, we build a Content Recognition Network \mathcal{C} and a Style Inference Network \mathcal{S} to respectively get the disentangled features of the content \mathbf{c}_j and the style \mathbf{s}_i of each Chinese character $\mathbf{x}_{i,j}$. We further define a generation network \mathcal{G} to generate Chinese Characters given the style \mathbf{s}_i and content \mathbf{c}_j . In the one-shot/few-shot setting, we observe one or a few characters with a new style denoted by $\{\mathbf{x}_{M+k,l:l+m}\}$ where $k > 0, m \geq 0$. Based on these characters, the style feature \mathbf{s}_{M+k} can be inferred by \mathcal{S} , and then combined with any content $\mathbf{c}_n \in \{\mathbf{c}_{1:N}\}$ to generate the desirable stylized Chinese character $\mathbf{x}_{M+k,n}$ by \mathcal{G} .

2.2. Model Architecture

As mentioned above, our model mainly consists of three subnets, including a Content Recognition Network \mathcal{C} , a Style Inference Network \mathcal{S} and a Character Generation Network \mathcal{G} as illustrated in Fig. 2. The whole process can be separated as two phases — *inference* and *generation*. In the inference stage, we first learn to disentangle the latent features into content-related and style-related components based on the Content Recognition Network and Style Inference Network, respectively. The knowledge of character configurations and radicals is further integrated with the content vectors to get a more informative content code. In the generation stage, we take the content and style vectors as inputs via a deconvolutional network, such that the stylized characters are well-reconstructed with the style feature that is appropriately captured in the inference stage. The training process is executed by an intercross pair-wise way (See Sec. 2.3) for a reliable disentanglement, which means that the generated character extracts the style feature

and the content code from different source characters.

Content Recognition Network. Content recognition is an essential part of our model, which aims to recognize the content of every Chinese character image and provide a correct content label to the style inference network and generation network. This can be fulfilled by learning a network that encodes a deterministic mapping from an input to an output as follows:

$$\mathcal{C} : \mathbf{y} = f_{\eta}(\mathbf{x}), \quad (3)$$

where \mathbf{x} denotes the character image and \mathbf{y} denotes the content label, and η denotes the network’s parameters.

Inspired by previous works on state-of-the-art character recognition [27, 34], we adopt the network architecture of VGG16 [25] and change its fully-connected layers to satisfy our need. We found that this network is sufficient for our task, although other deeper networks like ResNet [9] and DenseNet [10] can also be easily applied in our framework for even more complex recognition tasks.

Character Structure Knowledge. Utilizing the domain knowledge of Chinese characters is the key to develop a compact model and improve the generation quality. Specially, although we can recognize the content label \mathbf{y} by our Content Recognition Network \mathcal{C} with a very high accuracy (e.g., nearly perfect on our dataset), the large dictionary is still a challenge in the Chinese character generation task. The previous deep generative models [22, 17] usually label each category as a one-hot embedding and concatenate it to all the feature maps in every layer. This method works well for some small datasets such as MNIST and SVHN which have only tens of classes but fail to solve the Chinese character generation with thousands of classes¹, which may lead to an explosive growth of model parameters. To address this issue, we propose a more informative character encoding method by introducing the configuration and radical information of Chinese characters into our framework and build a corresponding index table \mathcal{K} .

Compared with the one-hot embedding, our encoding method can reuse the configuration information and radical information shared among all the Chinese characters. The one-hot embedding y of every character can be transformed to a unique content code through our index table \mathcal{K} :

$$\mathcal{K} : \mathbf{c} \leftarrow \mathbf{y}. \quad (4)$$

Our encoding hash code is of 133 bits, as shown in Fig. 3, which is much shorter than the one-hot embedding (3000 bits in total). The first 12 bits are used to identify the 12 common configurations in Chinese characters, including *up-down*, *left-right*, *left-middle-right*, *half surroundings*

¹The number of classes is comparable to that of the popular ImageNet dataset.

and so on. The middle 101 bits are used to identify 100 frequently used radicals and the case of missing radicals. See Fig. 4 and Fig. 5 for illustrations of the configurations and radicals, respectively. The last 20 bits are as a binary index when the former two parts are the same. Proved by the experimental results, our proposed encoding method compresses the embedding dimension while does not harm the model’s capacity compared with the one-hot embedding.

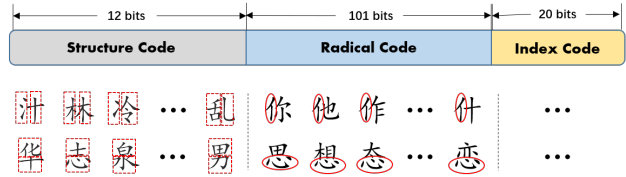


Figure 3: A diagram to illustrate our encoding method, which contains the configuration information and the radical information

	打、和	≡	英、意	◻	庆、房	◻	凶、函
	树、街	◻	边、建	◻	风、冈	◻	国、四
≡	昌、志	◻	可、司	◻	区、匠	■	不、大

Figure 4: All the twelve configurations of Chinese characters and corresponding examples.

灬	烈、热	宀	宝、家	氵	海、洋	彡	彤、衫
辶	边、远	阝	阳、阴	刂	刚、刘	扌	提、打
忄	情、怀	礻	社、视	讠	训、说	...	

Figure 5: Some representative radicals frequently used in Chinese characters and corresponding examples.

Style Inference Network. The Style Inference Network is the key module to make our framework have the capacity of achieving accurate style inference. We build this network mainly based on the convolutional layers, as the convolutional filters extract the local features of Chinese character images, which can exactly satisfy our expectation for a style representation.

Moreover, to automatically disentangle the style feature from the content information, besides the character image \mathbf{x} , the content code \mathbf{c} should also be as the input of this network. Besides, in contrast to the deterministic network \mathcal{C} , the writing style is full of uncertainty, therefore we use a stochastic network to model, which is realized as a diagonal Gaussian distribution parameterized by a convolutional neural network. Hence, we formulate the Style Inference Network as:

$$\mathcal{S} : q_{\phi}(\mathbf{s}|\mathbf{x}, \mathbf{c}) = \mathcal{N}(\mathbf{s}|\mu_{\phi(\mathbf{x}, \mathbf{c})}, \text{diag}(\sigma_{\phi(\mathbf{x}, \mathbf{c})}^2)), \quad (5)$$

where $\mu_{\phi(\mathbf{x}, \mathbf{c})}$ and $\sigma_{\phi(\mathbf{x}, \mathbf{c})}^2$ correspondingly denote the mean and variance of the Gaussian distribution, and ϕ denotes the parameters of the convolutional neural network.

On the other hand, for a reliable disentanglement, a good Style Inference Network should try its best to satisfy this equality:

$$q_\phi(\mathbf{s}_i|\mathbf{x}_{i,j}, \mathbf{c}_j) = q_\phi(\mathbf{s}_i|\mathbf{x}_{i,k}, \mathbf{c}_k), \quad (6)$$

which requires the Style Inference Network to provide the same posterior distribution given different characters with a common style. This target implicitly ensures that the Style Inference Network can only extract the style information because the content information of the inputs are different. This property is very important as our main purpose is to disentangle the content and style information. We will explain how to achieve Eq.(6) by the intercross pair-wise optimization method in detail in Sec. 2.3.

Character Generation Network. In order to generate different characters with diverse styles flexibly, the Character Generation Network takes the content code \mathbf{c} and the style feature \mathbf{s} as two independent inputs, and these two disentangled factors jointly decide the generated characters. Like the Style Inference Network, the Character Generation Network is also built as a stochastic network by the intuition of that no one can write two characters exactly alike. We use a Bernoulli distribution parameterized with a deconvolutional neural network [30, 22] to model the binary image of Chinese characters, which can be formulated as:

$$\mathcal{G} : p_\theta(\mathbf{x}|\mathbf{s}, \mathbf{c}) = \text{Bern}(\mathbf{x}|\mu_{\theta(\mathbf{s}, \mathbf{c})}), \quad (7)$$

where $\mu_{\theta(\mathbf{s}, \mathbf{c})}$ denotes the logits of Bernoulli distribution and θ denotes the parameters of deconvolutional neural network.

The Style Inference Network \mathcal{S} and the Character Generation Network \mathcal{G} are corresponding to the encoder and decoder of a vanilla VAE, and the well-trained Content Recognition Network \mathcal{C} provides the accurate character labels as the class condition. These three sub-nets form the basic skeleton of our SA-VAE framework (See Fig. 2). The details of the networks are shown in the supplementary material.

2.3. Intercross Pairwise Optimization

Generally, latent variable generative models are usually trained by maximizing the marginal log-likelihood. However, direct optimization of the likelihood is often intractable. Variational inference is a method to define a parameterized variational distribution $q_\phi(\mathbf{z}|\mathbf{x})$ and optimize a variational lower bound instead of the log-likelihood [1].

In our Chinese character generation task, as our assumption mentioned in Eq.(1), the style and content of Chinese characters are independent. Meanwhile, the content code \mathbf{c} can be obtained by the well-trained \mathcal{C} . Therefore, we can

get the conditional variational lower bound of vanilla VAE:

$$\begin{aligned} \log p_\theta(\mathbf{x}|\mathbf{c}) &\geq \log p_\theta(\mathbf{x}|\mathbf{c}) - \mathbb{KL}[q_\phi(\mathbf{s}|\mathbf{x}, \mathbf{c})||p_\theta(\mathbf{s}|\mathbf{x}, \mathbf{c})] \\ &= \mathcal{L}_{ELBO}(\mathbf{x}; \mathbf{c}, \theta, \phi), \end{aligned} \quad (8)$$

where \mathbb{KL} denotes the Kullback Leibler Divergence and $p_\theta(\mathbf{s}|\mathbf{x}, \mathbf{c})$ is the true posterior from the generative model.

Practically, directly optimizing the Eq.(8) cannot ensure that characters with the same font share a similar style embedding. This is because the vanilla variational inference treats each character separately and there is no strong correlation between different characters, especially those with the same style. As we want to disentangle the style information from the content, we propose a new objective, which is still a lower bound of the log-likelihood. Specifically, we consider a pair of characters $(\mathbf{x}, \mathbf{x}')$, which share the style \mathbf{s} but with different contents \mathbf{c} and \mathbf{c}' , and define the objective function:

$$\begin{aligned} \tilde{\mathcal{L}}(\mathbf{x}, \mathbf{x}', \mathbf{c}, \mathbf{c}'; \theta, \phi) \\ = \log p_\theta(\mathbf{x}|\mathbf{c}) - \mathbb{KL}[q_\phi(\mathbf{s}|\mathbf{x}', \mathbf{c}')||p_\theta(\mathbf{s}|\mathbf{x}, \mathbf{c})]. \end{aligned} \quad (9)$$

By maximizing this objective, we can achieve the target of Eq.(6) which is the key point of disentanglement. Specifically, from Eq.(9), we know that maximizing $\tilde{\mathcal{L}}$ is equivalent to minimizing:

$$\mathbb{KL}[q_\phi(\mathbf{s}|\mathbf{x}', \mathbf{c}')||p_\theta(\mathbf{s}|\mathbf{x}, \mathbf{c})], \quad (10)$$

since the data likelihood is invariant. Meanwhile, as we randomly sample the training pairs, the dual pairs will also appear. Therefore, it also minimizes:

$$\mathbb{KL}[q_\phi(\mathbf{s}|\mathbf{x}, \mathbf{c})||p_\theta(\mathbf{s}|\mathbf{x}', \mathbf{c}')]. \quad (11)$$

With the assumption in Eq.(1), we know that the real posterior distribution of the style is identical for \mathbf{x} and \mathbf{x}' , that is

$$p_\theta(\mathbf{s}|\mathbf{x}, \mathbf{c}) = p_\theta(\mathbf{s}|\mathbf{x}', \mathbf{c}'). \quad (12)$$

Ideally, if Eq.(10) and Eq.(11) are optimized to zero, the point of equilibrium is arrived and Eq.(6) holds by substituting Eq.(12). Therefore, this derivation explains why objective function can achieve a reliable disentanglement.

Furthermore, this objective function can be rewritten as:

$$\begin{aligned} \tilde{\mathcal{L}}(\mathbf{x}, \mathbf{x}', \mathbf{c}, \mathbf{c}'; \theta, \phi) \\ = \mathbb{E}_{q_\phi(\mathbf{s}|\mathbf{x}', \mathbf{c}')} [\log p_\theta(\mathbf{x}|\mathbf{s}, \mathbf{c})] - \mathbb{KL}[q_\phi(\mathbf{s}|\mathbf{x}', \mathbf{c}')||p_\theta(\mathbf{s})] \end{aligned} \quad (13)$$

where $p_\theta(\mathbf{s})$ denotes the prior distribution of \mathbf{s} . This form is more explicit to derive our training algorithm, in which the first term means a reconstruction loss and the second term means a regularization. Instead of reconstructing the input as in the vanilla VAE, our objective function tries to produce the target character based on two characters with

the same style information but different contents, that is to say, the generated character obtains the style information by another character with the same style. We can see Fig. 6 for an illustration. This is why we call our optimization method as “intercross pair-wise”. Based on this intuition, we design the intercross pair-wise optimization algorithm as Alg. 1.

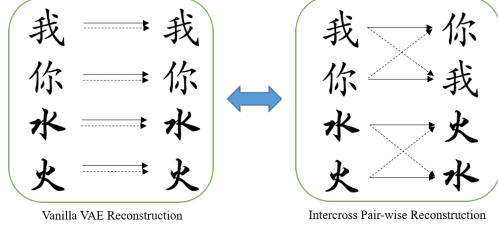


Figure 6: The comparison between vanilla VAE and our intercross pair-wise training, in which solid lines and dotted lines denote the style providers and the content providers, respectively.

Algorithm 1: Training Algorithm

Input: Chinese characters dataset $\mathbf{X} = \{\mathbf{x}_{i,j}\}$

Output: The model parameters : θ, ϕ, η

Randomly initialize θ, ϕ, η .

$\eta \leftarrow$ Pre-train a Content Recognition Network \mathcal{C}

repeat

$\mathbf{x} \leftarrow$ Randomly select a mini-batch from \mathbf{X}

$\mathbf{x}' \leftarrow$ Randomly select a mini-batch

 correspondingly shares the same font with \mathbf{x}

$\mathbf{c} \leftarrow$ Get the content code of \mathbf{x} using \mathcal{C} and \mathcal{K}

$\mathbf{c}' \leftarrow$ Get the content code of \mathbf{x}' using \mathcal{C} and \mathcal{K}

$\mathbf{g} \leftarrow \nabla_{\theta, \phi} \mathcal{L}(\mathbf{x}, \mathbf{x}', \mathbf{c}, \mathbf{c}'; \theta, \phi)$ (Gradient of (13))

$\theta, \phi \leftarrow$ Update parameters using gradients \mathbf{g}

until Converge

We notice that our proposed intercross pair-wise optimization method is not only restricted in the task of stylized Chinese character generation. This is a general technique which can be applied for other disentanglement problems [14, 3] with the weak supervision, just like the existing style information in this task.

2.4. One-shot/Few-shot Character Generation

When testing with one-shot setting, we observe a new style with only one character, then we model other characters using the following way:

$$p(\mathbf{x}_{i,1:n} | \mathbf{c}_{1:n}, \mathbf{x}_{i,j}, \mathbf{c}_j) = \int p_{\theta}(\mathbf{x}_{i,1:n} | \mathbf{c}_{1:n}, \mathbf{s}_i) q_{\phi}(\mathbf{s}_i | \mathbf{x}_{i,j}, \mathbf{c}_j) d\mathbf{s}_i, \quad (14)$$

in which $\mathbf{x}_{i,j}$ is the observed character as the style-provider, \mathbf{c}_j is the content code of $\mathbf{x}_{i,j}$ which can be obtained from Content Recognition Network \mathcal{C} , \mathbf{s}_i is the new style embedding inferred by our Style Inference Network \mathcal{S} from the

character $\mathbf{x}_{i,j}$, $\mathbf{c}_{1:n}$ means the content codes of characters we want to generate and $\mathbf{x}_{i,1:n}$ are the target characters with the new style generated by Character Generation Network \mathcal{G} .

If we can observe few more characters, which means testing with few-shot setting, we use the averaged embedding vectors:

$$\hat{\mathbf{s}}_i = \frac{1}{n} \sum_{j=1}^n \mathbf{s}_i^{(j)}, \quad (15)$$

where $\mathbf{s}_i^{(j)} \sim q_{\phi}(\mathbf{s}_i | \mathbf{x}_{i,j}, \mathbf{c}_j)$, for $j = 1 \dots n$,

n is the number of observed characters, $\mathbf{x}_{i,j}$ are corresponding characters we observed and \mathbf{c}_j are the content code of $\mathbf{x}_{i,j}$. $\mathbf{s}_i^{(j)}$ are independent random variables correspondingly obey the posterior distribution $q_{\phi}(\mathbf{s}_i | \mathbf{x}_{i,j}, \mathbf{c}_j)$. With Eq.(6), we can get $Var[\hat{\mathbf{s}}_i] = \frac{1}{n} Var[\mathbf{s}_i]$, which means that we can obtain more stable estimation of the style information by averaging over multiple characters.

A brief one-shot/few-shot testing pipeline is shown in Fig. 7.

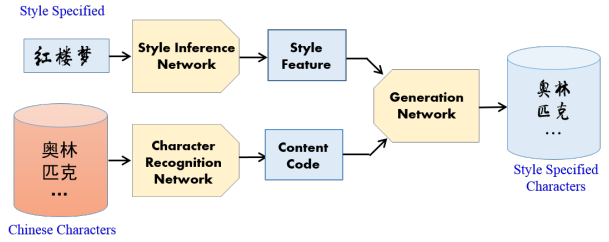


Figure 7: Few Chinese characters can provide the new style feature through our Style Inference Network \mathcal{S} , combined with the content codes in our dataset to be together as the input of generation network, we can generate any desirable Chinese characters with this new style.

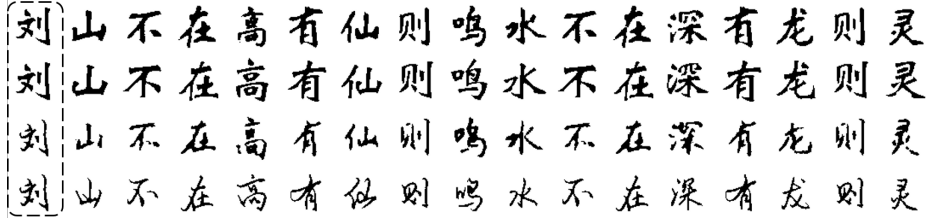
3. Experiments

In this section, we present our experimental results. We first introduce the dataset we build. Then we present the one-shot/few-shot generation results. Meanwhile, we also present some experimental results to verify that our model has a strong ability of style generalization and disentanglement. Finally, we show the necessity and advantage of using the proposed encoding method with human knowledge.

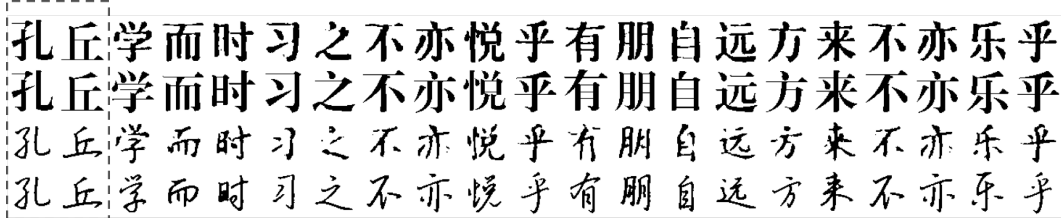
3.1. Data Preparation

As our main purpose is to generalize over new styles based on learning sufficient support styles, we need to get enough styles for our model to learn. As no existing datasets satisfy our goal, we build a new one.² The dataset consists of Chinese characters in 200 styles, which are collected

²The full information of the dataset will be provided after the blind review.



(a) An excerpt from an classical essay Lou Shi Ming written by the famous poet Yuxi Liu



(b) An excerpt from the Analects of Confucius

Figure 8: The generation results in the one-shot and few-shot setting. The Generated Chinese characters are in odd lines by our SA-VAE framework compared with the ground truth in even lines. Printing styles are in the top while handwritten styles are in the bottom. The characters(excerpts' author name) in the dotted frame are given as a new style provider.

from the Internet including printing styles and handwritten styles. We randomly select 80% of these styles (i.e., 160 styles) to be used in the style-bank for our training and the rest 20% (i.e., 40 styles) to be used for test. We choose the most frequently used 3000 Chinese characters from each style in the style-bank to build our training set. After sufficient training, we evaluate our model's capacity of generalization with the test styles. Detailed experimental setting are in the supplementary material.

3.2. One-shot/Few-shot Chinese Character Generation

Fig. 8 shows the one-shot and few-shot generation results. Both results are presented with a printing style and a handwritten style, which demonstrates that our model has a capacity of dealing with diverse styles. More generation results are shown in the supplementary material.

3.3. Style Generalization

The style generalization is the key point in our SA-VAE framework, which proves our model has a capacity of learning a new style. To show that our model can achieve this goal, we do interpolation between two disparate styles, and results are shown in Fig. 9

Besides, we also find the nearest neighbors of our one-shot generalization results to show our method is not finding the most similar style in the training set as shown in Fig. 10. These two experimental results indicate that our SA-VAE inherits the advantage of generalization in deep generative models.




Figure 9: We choose two disparate styles, one of which is large and thick, while the other one is small and thin. The interpolation results show that the large and thick style can gradually change into the small and thin one, which means that our model can learn meaningful representation in the latent space.




Figure 10: The nearest neighbor of one-shot generation. The first characters in the dotted frame are style sources and the second ones are generated using the first characters' style. The third and the fourth are the two nearest neighbors of the generated characters in the training set.

3.4. Disentanglement of Style and Content Features

Successfully disentangling the style information from the content information is another necessity to achieve one-shot generation with given styles. we show the significance and the purity of our style embedding here. Based on the intuition that a meaningful style embedding contains enough information to represent its style while little information to represent its content, we choose to do some auxiliary clas-

sification tasks using the style embedding. Specifically, we train a 3-layers MLP with the style embedding we get in different methods, including our SA-VAE, vanilla VAE and VAE-GAN [16], in which the encoder network and decoder network of Vanilla VAE and VAE-GAN have the same setting as the SA-VAE. To simplify the training, we only use 100 unique characters per style as the training data to do style classification and use 100 styles per character to do character content classification, then test the prediction accuracy over the rest of samples. The results are shown in Table 1.

Table 1: Classification accuracy using the style embedding

Methods	Style Accuracy	Content Accuracy
Vanilla VAE	43.44%	28.55 %
VAE-GAN	38.76%	28.24%
SA-VAE	47.42%	1.28 %

We can see that compared with two other models, the style embedding extracted by our SA-VAE contains very little content information but more style information, which means that our SA-VAE can mainly extract the style features from characters and lead to a better result on one-shot generation. Fig. 11 provides a more powerful proof that our intercross pair-wise optimization method provides a powerful ability of disentanglement. Except our SA-VAE, the generation results produced by other two methods are not meaningful characters at all, since they carry too much content information from the style specified characters.



Figure 11: We show the one-shot generation results produced by three models. The style specified characters are in the left red dotted frame and the content specified characters are in the up blue dotted frame.

3.5. Structure Knowledge of Chinese Characters

Our encoding method with human knowledge instead of the one-hot embedding provides a solution for the large

dictionary issue of Chinese characters. To show the effectiveness of knowledge guidance, we compare the converge speed of three encoding methods – our content code, the one-hot embedding and the binary embedding. The results are shown in Fig. 12.

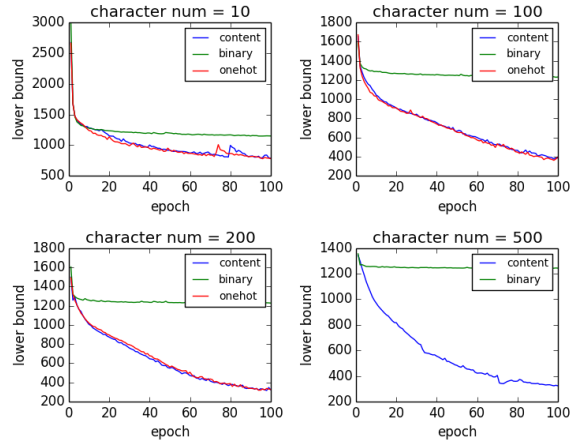


Figure 12: The training curves of three encoding methods using different numbers of unique characters, where the y-axis shows the negative lower bound and the x-axis shows the number of epochs during training. Notice that when we add the character numbers to 500, the model parameters using one-hot embedding will explode and we cannot show the corresponding curve.

Depending on the cost of expanding model capacity, the one-hot embedding may provide a comparable converge speed with our knowledgeable content code. However, this embedding method will make the model parameters exploded in a larger Chinese characters dictionary. The binary embedding consumes shorter length, which is only $\lceil \log_2 N \rceil$ bits, but it hardly converges no matter there are numerous characters or only a few characters.

4. Conclusions and Future Work

We have presented a novel Style-Aware VAE framework, which first achieves the stylized Chinese character generation by reading only one or a few characters. Our model disentangles the style information and the content information with the intercross pair-wise optimization method and shows a powerful one-shot or few-shot generalization ability with unseen styles. Finally, we present the impressive generation results both with printing styles and handwritten styles.

For the future work, we may collect more styles to our style-bank and deploy the method to real applications.

References

[1] H. Attias. A variational bayesian framework for graphical models. In *Advances in neural information processing systems*

- tems, pages 209–215, 2000.
- [2] S. Baluja. Learning typographic style. *CoRR*, abs/1603.04000, 2016.
 - [3] D. Bouchacourt, R. Tomioka, and S. Nowozin. Multi-level variational autoencoder: Learning disentangled representations from grouped observations. *arXiv preprint arXiv:1705.08841*, 2017.
 - [4] X. Chen, Y. Duan, R. Houthoofd, J. Schulman, I. Sutskever, and P. Abbeel. Infogan: Interpretable representation learning by information maximizing generative adversarial nets. In *Advances in Neural Information Processing Systems*, pages 2172–2180, 2016.
 - [5] J. Donahue, P. Krähenbühl, and T. Darrell. Adversarial feature learning. *arXiv preprint arXiv:1605.09782*, 2016.
 - [6] V. Dumoulin, I. Belghazi, B. Poole, A. Lamb, M. Arjovsky, O. Mastropietro, and A. Courville. Adversarially learned inference. *arXiv preprint arXiv:1606.00704*, 2016.
 - [7] I. Goodfellow, J. Pouget-Abadie, M. Mirza, B. Xu, D. Warde-Farley, S. Ozair, A. Courville, and Y. Bengio. Generative adversarial nets. In *Advances in neural information processing systems*, pages 2672–2680, 2014.
 - [8] A. Graves. Generating sequences with recurrent neural networks. *arXiv preprint arXiv:1308.0850*, 2013.
 - [9] K. He, X. Zhang, S. Ren, and J. Sun. Deep residual learning for image recognition. In *The IEEE Conference on Computer Vision and Pattern Recognition (CVPR)*, June 2016.
 - [10] G. Huang, Z. Liu, K. Q. Weinberger, and L. van der Maaten. Densely connected convolutional networks. *arXiv preprint arXiv:1608.06993*, 2016.
 - [11] P. Isola, J.-Y. Zhu, T. Zhou, and A. A. Efros. Image-to-image translation with conditional adversarial networks. *CoRR*, abs/1611.07004, 2016.
 - [12] kaonastyc. zi2zi: Master chinese calligraphy with conditional adversarial networks. 2017.
 - [13] D. P. Kingma and M. Welling. Auto-encoding variational bayes. *arXiv preprint arXiv:1312.6114*, 2013.
 - [14] T. D. Kulkarni, W. F. Whitney, P. Kohli, and J. Tenenbaum. Deep convolutional inverse graphics network. In *Advances in Neural Information Processing Systems*, pages 2539–2547, 2015.
 - [15] B. M. Lake, R. Salakhutdinov, and J. B. Tenenbaum. Human-level concept learning through probabilistic program induction. *Science*, 350(6266):1332–1338, 2015.
 - [16] A. B. L. Larsen, S. K. Sønderby, H. Larochelle, and O. Winther. Autoencoding beyond pixels using a learned similarity metric. *arXiv preprint arXiv:1512.09300*, 2015.
 - [17] C. Li, J. Zhu, and B. Zhang. Max-margin deep generative models for (semi-) supervised learning. *IEEE Transactions on Pattern Analysis and Machine Intelligence*, 2017.
 - [18] Y. Li, K. Swersky, and R. Zemel. Generative moment matching networks. In *Proceedings of the 32nd International Conference on Machine Learning (ICML-15)*, pages 1718–1727, 2015.
 - [19] Z. Lian, B. Zhao, and J. Xiao. Automatic generation of large-scale handwriting fonts via style learning. In *SIGGRAPH ASIA 2016 Technical Briefs*, page 12. ACM, 2016.
 - [20] M. F. Mathieu, J. J. Zhao, J. Zhao, A. Ramesh, P. Sprechmann, and Y. LeCun. Disentangling factors of variation in deep representation using adversarial training. In *Advances in Neural Information Processing Systems*, pages 5040–5048, 2016.
 - [21] U. Pal and B. Chaudhuri. Indian script character recognition: a survey. *pattern Recognition*, 37(9):1887–1899, 2004.
 - [22] A. Radford, L. Metz, and S. Chintala. Unsupervised representation learning with deep convolutional generative adversarial networks. *arXiv preprint arXiv:1511.06434*, 2015.
 - [23] R. Salakhutdinov. Learning deep generative models. *Annual Review of Statistics and Its Application*, 2(1):361–385, 2015.
 - [24] N. Siddharth, B. Paige, V. de Meent, A. Desmaison, F. Wood, N. D. Goodman, P. Kohli, P. H. Torr, et al. Learning disentangled representations with semi-supervised deep generative models. *arXiv preprint arXiv:1706.00400*, 2017.
 - [25] K. Simonyan and A. Zisserman. Very deep convolutional networks for large-scale image recognition. *arXiv preprint arXiv:1409.1556*, 2014.
 - [26] C. Y. Suen, M. Berthod, and S. Mori. Automatic recognition of handprinted characters: the state of the art. *Proceedings of the IEEE*, 68(4):469–487, 1980.
 - [27] X. Xiao, L. Jin, Y. Yang, W. Yang, J. Sun, and T. Chang. Building fast and compact convolutional neural networks for offline handwritten chinese character recognition. *arXiv preprint arXiv:1702.07975*, 2017.
 - [28] S. Xu, T. Jin, H. Jiang, and F. C. Lau. Automatic generation of personal chinese handwriting by capturing the characteristics of personal handwriting. In *IAAI*, 2009.
 - [29] F. Yu, A. Seff, Y. Zhang, S. Song, T. Funkhouser, and J. Xiao. Lsun: Construction of a large-scale image dataset using deep learning with humans in the loop. *arXiv preprint arXiv:1506.03365*, 2015.
 - [30] M. D. Zeiler, D. Krishnan, G. W. Taylor, and R. Fergus. Deconvolutional networks. In *Computer Vision and Pattern Recognition (CVPR), 2010 IEEE Conference on*, pages 2528–2535. IEEE, 2010.
 - [31] X.-Y. Zhang, Y. Bengio, and C.-L. Liu. Online and offline handwritten chinese character recognition: A comprehensive study and new benchmark. *Pattern Recognition*, 61:348–360, 2017.
 - [32] X.-Y. Zhang, F. Yin, Y.-M. Zhang, C.-L. Liu, and Y. Bengio. Drawing and recognizing chinese characters with recurrent neural network. *IEEE Transactions on Pattern Analysis and Machine Intelligence*, 2017.
 - [33] S. Zhao, J. Song, and S. Ermon. Learning hierarchical features from deep generative models. In *International Conference on Machine Learning*, pages 4091–4099, 2017.
 - [34] Z. Zhong, X.-Y. Zhang, F. Yin, and C.-L. Liu. Handwritten chinese character recognition with spatial transformer and deep residual networks. In *Pattern Recognition (ICPR), 2016 23rd International Conference on*, pages 3440–3445. IEEE, 2016.
 - [35] X. W. Ziwei Liu, Ping Luo and X. Tang. Deep learning face attributes in the wild. In *Proceedings of International Conference on Computer Vision (ICCV)*, 2015.

- [36] A. Zong and Y. Zhu. Strokebank: Automating personalized chinese handwriting generation. In *AAAI*, pages 3024–3030, 2014.