

Ballpark Crowdsourcing: The Wisdom of Rough Group Comparisons

Tom Hope

The Hebrew University of Jerusalem
tom.hope@mail.huji.ac.il

Dafna Shahaf

The Hebrew University of Jerusalem
dshahaf@cs.huji.ac.il

ABSTRACT

Crowdsourcing has become a popular method for collecting labeled training data. However, in many practical scenarios traditional labeling can be difficult for crowdworkers (for example, if the data is high-dimensional or unintuitive, or the labels are continuous).

In this work, we develop a novel model for crowdsourcing that can complement standard practices by exploiting people’s intuitions about *groups* and *relations* between them. We employ a recent machine learning setting, called *Ballpark Learning*, that can estimate individual labels given only coarse, aggregated signal over groups of data points. To address the important case of continuous labels, we extend the Ballpark setting (which focused on classification) to regression problems. We formulate the problem as a convex optimization problem and propose fast, simple methods with an innate robustness to outliers.

We evaluate our methods on real-world datasets, demonstrating how useful constraints about groups can be harnessed from a crowd of non-experts. Our methods can rival supervised models trained on many *true* labels, and can obtain considerably better results from the crowd than a standard label-collection process (for a lower price). By collecting rough guesses on groups of instances and using machine learning to infer the individual labels, our lightweight framework is able to address core crowdsourcing challenges and train machine learning models in a cost-effective way.

ACM Reference Format:

Tom Hope and Dafna Shahaf. 2018. Ballpark Crowdsourcing: The Wisdom of Rough Group Comparisons. In *WSDM 2018: WSDM 2018: The Eleventh ACM International Conference on Web Search and Data Mining*, February 5–9, 2018, Marina Del Rey, CA, USA. ACM, New York, NY, USA, 9 pages. <https://doi.org/10.1145/3159652.3159670>

1 INTRODUCTION

In many real-world learning scenarios, acquiring labeled training data is a challenging bottleneck for researchers and practitioners. Crowdsourcing has become a popular approach for annotating large quantities of data. Platforms such as Amazon’s Mechanical Turk allow researchers to distribute labeling tasks to a large number of crowdworkers, resulting in an effective mechanism for annotating data for supervised learning models [19, 27].

Permission to make digital or hard copies of all or part of this work for personal or classroom use is granted without fee provided that copies are not made or distributed for profit or commercial advantage and that copies bear this notice and the full citation on the first page. Copyrights for components of this work owned by others than ACM must be honored. Abstracting with credit is permitted. To copy otherwise, or republish, to post on servers or to redistribute to lists, requires prior specific permission and/or a fee. Request permissions from [permissions@acm.org](https://www.acm.org).

WSDM 2018, February 5–9, 2018, Marina Del Rey, CA, USA

© 2018 Association for Computing Machinery.

ACM ISBN 978-1-4503-5581-0/18/02...\$15.00

<https://doi.org/10.1145/3159652.3159670>

Despite its many benefits, crowdsourcing is not a panacea for data labeling. Crowdworkers are not domain *experts*, and often are careless or make mistakes, generating unreliable labels. Since crowdworkers are error-prone, it is common to ask multiple workers to label each data point, which might make the labeling process prohibitively expensive. In particular, crowds tend to be *biased* [28], requiring special methods to de-bias their answers.

In addition, some tasks cannot be crowdsourced due to inherent *hardness* of the task. The input might not be interpretable to most people (e.g., medical EEG data), or the output might be difficult to assess (e.g., continuous targets are notoriously hard for annotators [28]). Other times one cannot show people individual data points for labeling, especially due to *privacy* considerations.

In this paper we propose a different approach to crowdsourcing, which could mitigate these problems. Rather than collecting labels for individual data points, we focus on collecting **coarse, aggregated information over groups of points**, and using this information to **infer individual labels**. Instead of investing resources in trying to get precise labels, we propose a lightweight framework that pools noisy crowd guesses over group averages and comparisons, and uses recent advances in machine learning to turn them into instance-level predictions.

For example, consider an advertising company. To optimize ad display, demographics are widely used to characterize customers. However, in practice such information (e.g., age, gender or richer targets like medical conditions) is usually unavailable [4].

Despite not having this information, the company might have access to millions of user-behavior mobile traces: session data, geo-location information, data derived from motion sensors, device specs, connection data, and more. These patterns are hard to interpret, rendering the data very difficult to label. Even if the company could solve the glaring privacy issues, it is left with potentially many millions of high-dimensional, complex pieces of information about users’ mobile usage. Labeling this kind of data instance-by-instance is likely to be a painstaking, error-prone process [30].

Instead of trying to label individual users, it might be easier to obtain some coarse signals on *groups* of users. For example, Millennials text more and talk less [10]. People who tend to stay up and wake up late are more likely to be single [14]. Advertisers could, of course, be interested in going beyond basic demographics, wishing to learn about health issues or political leanings, which are not directly reflected in mobile usage. This renders the attempt to label individual mobile usage patterns even more problematic [30], while getting estimates on groups may be far more feasible.

We take advantage of a new machine learning setting we have proposed in [9], called **Ballpark Learning**. In the Ballpark setting we have unlabeled instances divided into bags, and we are given some aggregate information about label averages in bags in the form of loose constraints. For example, the bag of people who barely

text has a higher average age than the bag of people who text often. Using only this kind of aggregate information, the goal is to predict *individual labels* – i.e., demographics of individual users.

We suggest that the Ballpark setting is particularly useful for crowdsourcing: Instead of asking the crowd to label particular users, we could construct bags of users based on some simple attributes (e.g., monthly volume of text messages) and ask people to guess which bag has older users, and by how much.

Using Ballpark learning can help address the shortcomings of crowdsourcing discussed above. Coarse guesses on simple groups require less expertise than individual labels, and fewer questions asked, as each question provides information for many datapoints. The datapoints we show the crowd are interpretable, since we can focus on a few intuitive dimensions and let the machine learning method take advantage of the other, less intuitive ones. The need to de-bias the crowd is also less pronounced, because our approach only requires wide intervals around the true average. Finally, there are no privacy concerns, as we never show crowdworkers individual datapoints. (Interestingly, estimating individual labels from group statistics does have important implications regarding privacy, as Ballpark techniques can be used on sensitive data; however, crowdworkers are only exposed to aggregated data.)

Our key contributions are:

- We propose a new model for crowdsourcing that can complement standard practices by exploiting people’s intuitions about groups and relations between them. We exploit the natural human tendency for intuiting on groups and the tendency for comparison [23] to glean interesting, informative patterns. To the best of our knowledge, we are the first to focus on comparisons between groups as an important part of labeling.
- We adapt our recent machine learning setting, Ballpark Learning, to crowdsourcing, and demonstrate its effectiveness. To address the important case of continuous labels (which are notoriously hard for crowdworkers), we extend the Ballpark setting into *regression*. We formulate the Ballpark regression problem as a convex optimization problem and present fast, simple methods to solve it with a natural robustness to outliers that compares favorably to robust regression techniques.
- We demonstrate our results on real-world datasets and show that by using weak constraints harnessed from a crowd of non-experts, our methods are able to achieve results that rival supervised models based on many true labels. We discuss various ways to query the crowd for these constraints. In our experiments, we obtained better results than those reached by standard label collection – at less than a third of the price.

2 PROBLEM FORMULATION

We now present the Ballpark Learning framework. In the following sections, we will demonstrate its usefulness for crowdsourcing.

Consider a set of N training instances $\mathcal{X}_N = \{\mathbf{x}_1, \mathbf{x}_2, \dots, \mathbf{x}_N\}$. Each \mathbf{x}_i has a corresponding *unknown* label $y_i^* \in \mathcal{Y}$. We extend our previous work [9] and allow label space \mathcal{Y} to be discrete or continuous, depending on the setting. Along with unlabeled instances \mathcal{X}_N , we could be given a (possibly empty) set of L labeled training instances $\mathcal{X}_L = \{\mathbf{x}_{N+1}, \dots, \mathbf{x}_{N+L}\}$ with known targets y_i , where typically the vast majority of instances are unlabeled: $N \gg L$. In

addition, we are given a set of K subsets of \mathcal{X} , which we call *bags*:

$$\mathcal{B} = \{\mathcal{B}_1, \mathcal{B}_2, \dots, \mathcal{B}_K\}, \mathcal{B}_k \subseteq \mathcal{X}_N \cup \mathcal{X}_L.$$

For example, \mathcal{B}_1 could be the group of mobile users who tend to wake early in the morning, while \mathcal{B}_2 could be those users who stay up late at night. Note that bags \mathcal{B} may overlap, and do not have to cover all training instances \mathcal{X}_N .

Finally, we have *constraints* associated with the labels within bags ($\{y_i^* : i \in \mathcal{B}_k\}$). For example, we might have rough bounds on the label average in some bag, or know that the average in one bag is higher than in another.

We are especially interested in the case where very little information is known: constraints are *loose*, and specified only for a small subset of bags. Given this information during training, our goal is to learn a function $f(\mathbf{x})$ that predicts a label for individual instances, including instances that do not have an associated bag. In the following, we discuss the two most common settings – classification and regression.

2.1 Background: Ballpark Classification

The Ballpark setting was first proposed in [9] for *binary classification* problems. For completeness, we briefly review the classification setting here. In the next section, we extend the framework to *regression* problems with new methods and properties.

In the classification setting, label space \mathcal{Y} is discrete, $y_i^* \in \{-1, 1\}$. Let p_k be the proportion of positive-labeled instances in bag \mathcal{B}_k :

$$p_k = |\{i : i \in \mathcal{B}_k, y_i^* = 1\}| / |\mathcal{B}_k| \quad (1)$$

(where y_i^* is replaced with y_i for instances $\mathbf{x}_i \in \mathcal{X}_L$).

Importantly, p_k is not assumed to be known (unlike related work on learning from label proportions [18]; see Section 6). Rather, the model is given weaker prior knowledge, in the form of **constraints** on proportions. In [9], constraints included:

- **Lower, upper bounds** on bag proportions: $l_k \leq p_k \leq u_k$,
- **Differences**: $l_{k_{12}} \leq p_{k_1} - p_{k_2} \leq u_{k_{12}}$.

For example, suppose we would like to predict whether a user is over age 65. We may have a bag of users \mathcal{B}_k who often go out at night (based on GPS readings). From prior socio-demographic research, we could know that p_k is somewhere between $l_k = 0.1$ and $u_k = 0.3$. We may also have knowledge about the difference between users with high and low outdoor nighttime activity levels.

Our **prediction function** is $f(\mathbf{x}) = \text{sign}(\mathbf{w}^T \varphi(\mathbf{x}))$, where \mathbf{w} is a weight vector we estimate and $\varphi(\cdot)$ is a feature map (to simplify notation bias term \mathbf{b} is dropped by assuming a vector $\mathbf{1}_{N+L}$ is appended to the features). To attain the classification goal, we use a maximum-margin approach, formulating Ballpark classification as a *bi-convex* optimization problem and solving it with an alternating minimization algorithm. For more details, see [9].

2.2 Ballpark Regression

Many real-world problems of interest involve a continuous target, which poses a special challenge for crowdsourcing [28]. In this section, we thus extend the Ballpark setting to regression.

Denote $\bar{y}_k = \frac{\sum_{i \in \mathcal{B}_k} y_i^*}{|\mathcal{B}_k|}$, where $y_i^* \in \mathbb{R}$. Similarly to the proportion constraints in the classification scenario, our constraints are over the bag averages \bar{y}_k . We allow constraints of the following form:

- **Lower, upper bounds** on bag averages: $l_k \leq \bar{y}_k \leq u_k$,

- **Differences (additive):** $l_{k_{12}} \leq \hat{y}_{k_1} - \hat{y}_{k_2} \leq u_{k_{12}}$,
- **Differences (multiplicative):** $l_{k_{12}} \leq \frac{\hat{y}_{k_1}}{\hat{y}_{k_2}} \leq u_{k_{12}}$.

We extend [9] and incorporate multiplicative differences, as these often may be intuitive for crowd workers (see Section 5.1).

Our goal is to predict a target for each \mathbf{x}_i using a **regression function** $f(\mathbf{x}) = \mathbf{w}^T \varphi(\mathbf{x})$. We directly model the latent variable \mathbf{y}^* – the vector of unknown labels $y_i^* \in \mathbb{R}$ – in a constrained optimization problem. Let \mathcal{R} be the subset of \mathcal{B} for which we have upper and/or lower bounds. Let \mathcal{D} be the set of tuples $(\mathcal{B}_{k_1}, \mathcal{B}_{k_2})$ for which we have difference bounds. We formulate the following convex optimization problem:

$$\begin{aligned} \operatorname{argmin}_{\mathbf{y}, \mathbf{w}} & \frac{1}{2} \mathbf{w}^T \mathbf{w} + \frac{C_N}{N} \sum_{i=1}^N \|y_i - \mathbf{w}^T \varphi(\mathbf{x}_i)\|_2^2 \\ & + \frac{C_L}{L} \sum_{j=N+1}^{N+L} \|y_j - \mathbf{w}^T \varphi(\mathbf{x}_j)\|_2^2 \\ \text{s.t.} & \quad l_k \leq \hat{y}_k \leq u_k \quad \forall \{k : \mathcal{B}_k \in \mathcal{R}\} \\ & \quad l_{k_{12}} \leq \hat{y}_{k_1} - \hat{y}_{k_2} \leq u_{k_{12}} \quad \forall \{k_1 \neq k_2 : (\mathcal{B}_{k_1}, \mathcal{B}_{k_2}) \in \mathcal{D}\} \end{aligned} \quad (2)$$

where $\hat{y}_k = \frac{\sum_{i \in \mathcal{B}_k} y_i}{|\mathcal{B}_k|}$ is the estimated mean in bag \mathcal{B}_k , l_k (or u_k) can be $-\infty$ ($+\infty$) if not given as input, and analogously for difference bounds $l_{k_{12}}$ ($u_{k_{12}}$); we omit multiplicative difference bounds for brevity. C_N and C_L are cost hyperparameters for unlabeled and labeled instances, respectively. C_L controls the weight we give to labeled instances versus prior knowledge on \mathcal{B} .

Importantly, unlike in Ballpark classification, this problem is convex and thus we are guaranteed to find its global minimum. We are also able to derive some insights into the regression model. Problem 2 is quadratic with respect to \mathbf{y} , allowing the use of dedicated solvers. Furthermore, we note that with respect to \mathbf{w} , we can write out the minimizer (as function of \mathbf{y}) explicitly, as follows.

$$\begin{aligned} \operatorname{argmin}_{\mathbf{w}} & \frac{1}{2} \mathbf{w}^T \mathbf{w} + \frac{C_N}{N} \sum_{i=1}^N \|y_i - \mathbf{w}^T \varphi(\mathbf{x}_i)\|_2^2 \\ & + \frac{C_L}{L} \sum_{j=N+1}^{N+L} \|y_j - \mathbf{w}^T \varphi(\mathbf{x}_j)\|_2^2 \end{aligned} \quad (3)$$

Denote the solution to Problem 3 as \mathbf{w}^* . As is readily seen, this is essentially a (weighted) ridge regression problem. In this paper, we are interested in the case where we have no labels at all. In our experiments we do not use any labeled instances, thus at this point we set $C_L = 0$ for ease of exposition, and recover the familiar ridge solution with closed-form solution w.r.t \mathbf{y} , $(\lambda \mathbf{I} + \Phi^T \Phi)^{-1} \Phi^T \mathbf{y}$, where Φ is the feature matrix for instances $\{1, \dots, N\}$ and λ is a regularization hyperparameter (inversely proportional to C_N). Now, we can plug the expression for \mathbf{w}^* back into the objective function, and solve a quadratic program for \mathbf{y} :

$$\begin{aligned} \operatorname{argmin}_{\mathbf{y}} & \frac{1}{N} \sum_{i=1}^N \|y_i - \mathbf{w}_*^T \varphi(\mathbf{x}_i)\|_2^2 \\ \text{s.t.} & \quad l_k \leq \hat{y}_k \leq u_k \quad \forall \{k : \mathcal{B}_k \in \mathcal{R}\} \\ & \quad l_{k_{12}} \leq \hat{y}_{k_1} - \hat{y}_{k_2} \leq u_{k_{12}} \quad \forall \{k_1 \neq k_2 : (\mathcal{B}_{k_1}, \mathcal{B}_{k_2}) \in \mathcal{D}\}, \end{aligned} \quad (4)$$

which yields our final, optimal weight vector \mathbf{w}_* . Intuitively, the first “step” (expressing \mathbf{w}_* w.r.t \mathbf{y}) finds a weight vector \mathbf{w} predicting \mathbf{y} , and linear constraints on \hat{y}_k ensure that we find an assignment to \mathbf{y} that satisfies constraints given for bags \mathcal{B}_k .

In some cases we may have constraints that apply *globally* – such as that $y_i \geq 0 \forall i$, or that the global target mean is within a certain range. These constraints can easily be incorporated by setting the appropriate \mathcal{B}_k (e.g., one bag consisting of the entire training set). In Section 3, we discuss how to use crowds to build constraints.

Learning as a feasibility problem. We further develop an alternative method for Ballpark regression. Here, we do not optimize for the latent \mathbf{y} and \mathbf{w} concurrently, but only for \mathbf{w} in a feasibility optimization problem. Noting that our quantity of interest $\hat{y}_k = \frac{\sum_{i \in \mathcal{B}_k} y_i}{|\mathcal{B}_k|}$ can be modeled as $\frac{\sum_{i \in \mathcal{B}_k} \mathbf{w}^T \varphi(\mathbf{x}_i)}{|\mathcal{B}_k|}$ under the standard linear regression premise that the (conditional) expected value of the target is a linear function of the input, we solve the following simple and intuitive convex program:

$$\begin{aligned} \operatorname{argmin}_{\mathbf{w}} & \frac{1}{2} \mathbf{w}^T \mathbf{w} + \frac{C_L}{L} \sum_{j=N+1}^{N+L} \|y_j - \mathbf{w}^T \varphi(\mathbf{x}_j)\|_2^2 \\ \text{s.t.} & \quad l_k \leq \frac{\sum_{i \in \mathcal{B}_k} \mathbf{w}^T \varphi(\mathbf{x}_i)}{|\mathcal{B}_k|} \leq u_k \quad \forall \{k : \mathcal{B}_k \in \mathcal{R}\} \\ & \quad l_{k_{12}} \leq \frac{\sum_{i \in \mathcal{B}_{k_1}} \mathbf{w}^T \varphi(\mathbf{x}_i)}{|\mathcal{B}_{k_1}|} - \frac{\sum_{i \in \mathcal{B}_{k_2}} \mathbf{w}^T \varphi(\mathbf{x}_i)}{|\mathcal{B}_{k_2}|} \leq u_{k_{12}} \\ & \quad \forall \{k_1 \neq k_2 : (\mathcal{B}_{k_1}, \mathcal{B}_{k_2}) \in \mathcal{D}\} \end{aligned} \quad (5)$$

Thus, in Problem 4 we are essentially finding an assignment $\hat{\mathbf{y}}$ to \mathbf{y} , such that $\hat{\mathbf{y}}$ satisfies bag constraints and is at the same time close (in l_2 norm) to the ordinary (unconstrained) ridge prediction based on $\Phi, \hat{\mathbf{y}}$. In contrast, in the feasibility problem, we find a regularized solution \mathbf{w} such that *predictions themselves* satisfy the Ballpark constraints. The feasibility problem, which does not attempt to find an assignment $\hat{\mathbf{y}}$, clearly has less parameters and is thus lighter and runs blazingly fast in our experiments (less than a second for all the experiments we describe in the paper). We observed in our experiments that the two approaches led to similar results (with a slight advantage to the former that also adjusts \mathbf{y}), and thus we focus on using the solution to Problem 2 for simplicity.¹

PAC formulation and sample complexity bound. We briefly derive a basic sample complexity bound for Problem 5 using the general PAC (Probably Approximately Correct) framework. To simplify, we set $C_L = 0$ (no labeled data), and derive a dimension-based bound rather than norm-based by ignoring regularization term $\frac{1}{2} \mathbf{w}^T \mathbf{w}$. Keeping this term would require some slightly more technically involved analysis. Our main goal here is just to get some preliminary and intuitive theoretical grounding of the model.

LEMMA 2.1. *For $\mathbf{w} \in \mathbb{R}^d$, and under the modification mentioned above, Problem 5 can be cast in the general PAC learning model, and sample complexity $m_{\mathcal{H}}$ is bounded by $\mathcal{O}(\frac{d}{\epsilon^2})$, where \mathcal{H} is a hypothesis class \mathbf{w} induces over instances \mathbf{x} and bags \mathcal{B} , and ϵ follows the standard PAC notation (see [22]).*

Proof sketch. We incorporate the Ballpark constraints into a 0-1 loss function, taking the value 1 when constraints are violated and 0

¹Code and more materials can be found at: <https://github.com/ttthhh/ballpark.git>

otherwise. Parameterizing a hypothesis class \mathcal{H} over instances and bags with \mathbf{w} , we obtain a PAC formulation. We derive a dimension-based bound using the practical discretization trick to treat \mathcal{H} as finite, applying corollary 4.6 in [22] to obtain the bound. \square

Optimizing hyperparameters. In practice, we need to tune hyperparameter $C_N(\lambda)$. This is typically done with cross-validation (CV) grid search. However, standard CV is impossible here as we have no labels to compute accuracy on held-out data.

We thus use a variant of CV called Constraint Violation Cross Validation (CVCV) developed in [9] for the classification case, which is readily adaptable to regression. We run K -fold CV, splitting each bag \mathcal{B}_k into training and held-out subsets. The intuition is that the label average in uniformly-sampled subsets of a bag is similar to \bar{y}_k in the entire bag. For each split, we solve Problem 2 on training bags, and then compute by how much constraints are violated on *held-out* bags. More formally, we compute the average deviations from bounds, $\max(\hat{y}_k - u_k, 0)$, $\max(l_k - \hat{y}_k, 0)$ for \hat{y}_k the estimated label mean in the held-out subset of bag k . We do so over a grid, and select the $C_N(\lambda)$ with lowest average violation. This simple approach leads to good hyperparameter selections in practice.

3 BALLPARK WITH CROWD CONSTRAINTS

In the previous sections we presented the Ballpark formulation. Most importantly, in Ballpark learning we do not assume to be given labels, but rather weak information in the form of constraints. A natural question is how we obtain these constraints.

In [9] we assumed that constraints came from experts or some other source of domain knowledge. It was left as an open question whether the methods would still be effective using noisy information from a crowd of non-experts. Obtaining constraints from the crowd raises some interesting points which we discuss below.

Constraint aggregation. There are multiple ways to build constraints by querying the crowd. Importantly, virtually all of these methods require *aggregation* of crowd guesses. A large body of work in crowdsourcing for machine learning and “wisdom of the crowds” (WoC) deals with aggregating human guesses [7, 13, 17, 24, 25, 28]. The objective of these methods is typically to obtain accurate point estimates of some quantity. A simple and popular approach is to take the mean of guesses, potentially weighted by worker quality. More elaborate methods construct rich probabilistic models [7, 25, 28] to capture different worker properties (e.g., systematic biases). Other methods rely on multiple guesses and incentives [24] or assume labeled ground truth [28], requiring more resources and a more taxing experience for workers and practitioners. Importantly, rather than aiming to obtain a point estimate, in the Ballpark framework we only require *broad intervals* “bracketing” the true label average of bags. Instead of focusing efforts on aggregating crowd guesses “accurately”, we rely on a machine learning model to use these intervals and predict accurate individual labels.

Thus, one simple method that is suitable for the Ballpark framework is to elicit crowd guesses on group label averages, and then construct bag bounds based on percentiles of the empirical guess distribution (see Section 5). An alternative, less common approach in WoC is to forgo point estimates altogether and consider the distribution of all possible values, such as assigning different probabilities to different *intervals* [8]. In [16] multiple interval guesses

from a crowd are aggregated to improve predictions. Loosely inspired by this, we also consider asking people to *guess intervals* bracketing label averages in groups and simply take the means of the upper and lower bounds (see Section 5.3).

Constraint feasibility. In the Ballpark problem formulation we impose hard constraints on label means. In practice, we may face certain constraints that are infeasible. This could happen, for example, when we receive misspecified lower and upper bounds from non-experts. As we demonstrate in Section 5.2, constraints can be made soft by adding slack variables ξ to the infeasible subset.

Tasks Suitable for Crowd Constraints. We believe the intuition of crowds could be especially useful when trying to learn hidden behavioral, sociological or commercial attributes. In our experiments, we examine two predictive tasks: Predicting return to jail (complex behavioral property) and predicting rental prices (commercial intuition). Our method is less suitable for cases where the bias of crowdworkers is so extreme as to *substantially* skew even the lower or upper bounds on label averages. This could be caused by domain ignorance or deeply ingrained beliefs.

4 EVALUATION (1): SYNTHETIC CONSTRAINTS

For our first evaluation task, we wish to explore the robustness of Ballpark Learning to different constraint settings, examine the effect of constraints on prediction accuracy, and compare Ballpark to the supervised setting. We create artificial bags based on a real dataset, varying bag and constraint construction to illustrate some of the different factors that come into play. As the classification setting was evaluated in [9], we focus on regression.

Data. The Boston dataset is a well-known, small dataset (506 instances) available from the StatLib repository [26] that is popular for evaluating regression models. It contains information on Boston housing characteristics and values. The target variable is the median value of owner-occupied homes in different areas. Each area has 13 features, including crime rates, air pollution (nitric oxides concentration), average number of rooms, and more. We estimate the prices of apartments using ballpark regression with bags based on crime levels, pollution, and number of rooms.

Constraints. We construct bags based on only three variables: crime (CRIM), pollution (NOX), and average number of rooms (RM). We discretize these variables into three bags each (cutoffs at the 0.33 and 0.66 percentiles). This yields 9 bags, such as $\mathcal{B}_{\text{high crime}}$, $\mathcal{B}_{\text{medium crime}}$, $\mathcal{B}_{\text{low crime}}$. Next, we compute (true) bag averages, and construct pairwise constraints based on their partial ordering. Bounds on bag means are built by introducing a multiplicative error term multiplying the true bag means (10% in each direction, with apartment prices measured in units of \$1000). If for bag \mathcal{B}_k the true bag mean is \bar{y}_k , then upper and lower bounds are $(1 + \epsilon)\bar{y}_k$, $(1 - \epsilon)\bar{y}_k$, respectively, where $\epsilon (= 0.1)$ is the error term for individual bags. Bounds on bag differences are created in the same way.

We compare our method to supervised ridge regression with an increasing number of labeled examples, reporting average RMSE results (over 5-fold CV). Our goal is not to compete with the host of methods tested on this benchmark, but rather to see how far we can get using only weak information. As seen in Figure 1(a), by using weak domain knowledge on bags we are able to either

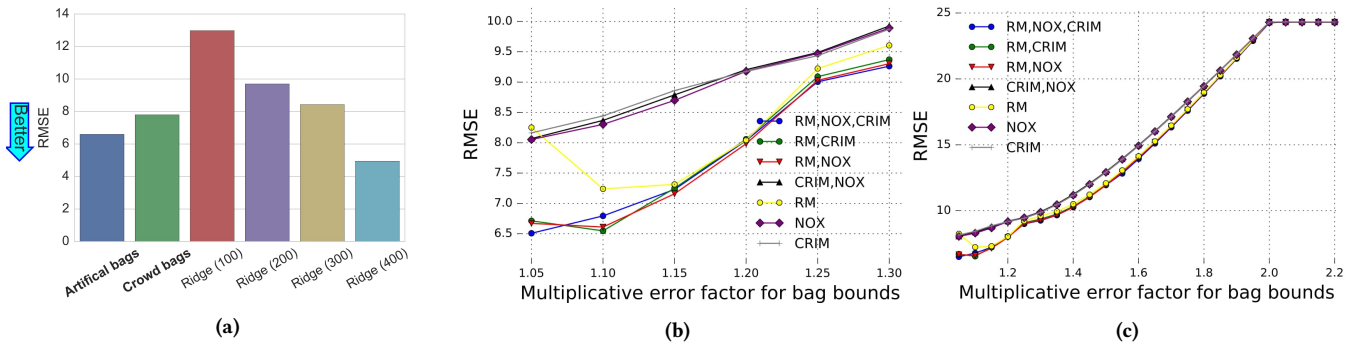


Figure 1: (a) Boston accuracy. Ballpark surpasses or rivals ridge regression with a considerable amount of ground-truth labels. As expected, constraints artificially constructed assuming more prior knowledge, are better than constraints aggregated from crowd guesses (Section 5.2). (b) Varying multiplicative error term on synthetically-built constraints. (c) Continuing plot (b) for extremely large error terms

surpass or rival ridge regression with a considerable amount of ground-truth labels. With 300 labels (accounting for $\approx 60\%$ of the entire data), there is still a considerable gap in RMSE in favor of ballpark regression. We select regularization hyperparameter with the CV method described Section 2. Due to the small size of this dataset, we do so with only 3 inner training folds, which in our experiments was enough to reach good results.

Sensitivity analysis. We now explore what effect quality of constraints has on prediction quality. For the synthetic constraints described above, we vary the multiplicative factor ϵ , gradually loosening upper and lower bounds on bag means. As seen in Figures 1(b)-(c), at first error grows rather slowly with ϵ , but then picks up when constraints become broad beyond reason. Indeed, assuming for instance that a true bag mean is 20K, then $\epsilon = 0.5$ means our upper and lower bounds specify the very uncertain range [10K, 30K]. Even with such a broad set of constraints obtained with $\epsilon = 0.5$ we obtain error that is slightly better than using ridge regression with 100 labels. In real applications, constraints too weak may be dropped, or more information could be collected to tighten them.

In addition to varying ϵ , we also examine the effect of bag choice. In Figures 1(b) and 1(c), we show results for using all three bags (RM+NOX+CRIM), pairs of bags (RM+NOX, RM+CRIM, NOX+CRIM), and singletons (RM, NOX, CRIM). Results are fairly robust to this choice but, as expected, using fewer bags overall leads to inferior results. The gap is more pronounced in the range of relatively tighter constraints (up to $\epsilon = 0.2$). It is also evident that RM’s (number of rooms) contribution to informative bag construction is strongest. Using only this variable for bag construction gives inferior results at first, but as ϵ grows the performance of RM-only bags rapidly gets very close to richer bag constructions based on the other variables.

5 EVALUATION (2): CROWDSOURCED CONSTRAINTS

In the previous section, we evaluated the Ballpark setting with synthetic constraints. We now set out to discover whether we can obtain good results when constraints are crowdsourced instead.

In particular, we ask: **Can crowds provide good constraints?** We are interested in both *efficiency* and *effectiveness*: Can we collect highly noisy and biased guesses from a crowd of non-experts and still obtain good instance-level predictions? Can collecting group

constraints require less effort and resources than the standard practice of collecting individual labels from the crowd? How should we aggregate crowd guesses to get the best “bang for the buck”?

5.1 Classification with Crowds: Recidivism

We start by focusing on *classification* problems.

Motivation and data. In the United States, a large share of crime is committed by inmates released from prison [2]. About two-thirds of prisoners released across 30 US states in 2005 were re-arrested within 3 years [15]. Recently, statistical learning methods have been used for risk assessments attempting to predict the danger an offender would pose after release [1] to inform sentencing decisions.

We use two datasets with cohorts of inmates released in 1978 ($N = 9327$) and 1980 ($N = 9549$) from a North Carolina prison [21]. The target variable indicates whether an inmate returned to prison within a year of release. Features include race, gender, age, alcoholism, serious drug use, supervision after release, marital status, conviction due to felony/misdemeanor, and more.

Experiment design. We ask Amazon Turk workers to assess the likelihood of released inmates to return to jail, based on coarse information on groups. We build “bags” of inmates based on the following binary variables: gender, alcoholism, drug use, supervision, marital status, conviction due to felony/misdemeanor, crime

Person A has a serious problem with alcohol in his record. Person B does not. Both have been in prison and were released.

1. Which person is *more likely* to return to prison within a year?

- A
- B
- No difference between them

2. How much more likely is it?

Move slider to select answer

1.1 times more likely




Figure 2: Recidivism AMT task example. Querying crowd workers for pairwise constraints on bags of instances.

against property/person. For each variable, we have two bags (0, 1). Workers are asked to determine which bag has higher recidivism rates, by how much, and guess the rate in one of the bags (See Figure 2 for an example; more examples are in our code repository).

We ask workers to guess which inmates are more likely to return to prison (e.g., alcoholics or not) and *how much* more likely it is. Workers are also asked to guess the rate of recidivism for groups. We have 16 groups based on 8 binary variables, but we only ask for estimates on groups corresponding to “positive” values of each variable (e.g., MARRIED = 1, MALE = 1). Our AMT task thus consists of 8 HITs, each corresponding to a feature, assigning 30 US-based workers per HIT, with approval rate greater than 97% and over 500 approved HITs, for a total cost of \$16.80 (including fees). In all our experiments we also tried downsampling the number of answers per HIT, retaining robust results.

Constraint construction. Next, we need to aggregate the crowd’s replies into a set of Ballpark constraints. To construct the partial ordering \mathcal{P} between pairs of bags (such as between $\mathcal{B}_{\text{male}}$, $\mathcal{B}_{\text{female}}$), we take the majority vote, which is unequivocal across all variables but one (crimes against property). It appears the crowd’s intuition conforms with “stereotypes” on the relative likelihood of certain groups to commit crime. To build upper and lower bounds on bag proportions and differences, we take the 0.75 and 0.25 percentiles of answers and turn them into *multiplicative* constraints (other choices, such as 0.9, 0.1, led to virtually the same results; see Section 5.3 for an alternative aggregation method). We upper-bound the global proportion of recidivism at 0.4, based on the cited statistic above on general recidivism rates, which is considered common knowledge.

Results. We compare our label-free method to supervised baselines. These include results previously reported for this prediction task (1978 inmate cohort), taken from [11], all of which were obtained using all labels available during training. For the 1978 cohort data, we use the same train/test splits as the authors. We also include results we obtained ourselves by training Support Vector Machines (SVM) with different amounts of labeled examples. We vary the number of labels given to SVM to demonstrate the effect the amount of labeled data has, and compare it to our ballpark approach that uses no labeled instances. For the 1980 data, we report mean cross-validation accuracy (10 folds). BMP (Biased Minimax Probability Machine) is a method proposed in [11] for handling imbalanced classification tasks, reported for the 1978 cohort only.

As seen in Figure 3, our Ballpark method achieves results that surpass or rival supervised baselines and advanced methods exposed to all *true* labels, and SVM with an increasing number of labels. This is despite us not using even one ground-truth label, and leaving the construction of bag bounds to crowd workers with no real domain knowledge beyond commonplace intuition.²

A note on noise and bias. We observe the high amount of noise in the *individual* estimates, seen in Figure 4. In this figure, we see guesses for the percentage of recidivism per group, and for pairwise (multiplicative) differences between bags. There is large variability for both the rate of recidivism and group differences, despite giving workers basic background on the general rate of recidivism.

Note that a related line of work, learning from labels proportions [18], assumes that true bag proportions are known. They suggest

²Incidentally, one of the workers emailed us to explain she was a retired correction officer, and “that is why most, if not all, of my answers were negative”.

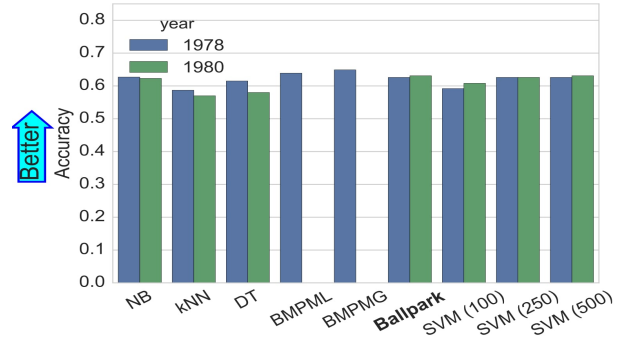


Figure 3: Recidivism results. Comparing to baseline methods reported in [11] (1978 cohort) and trained by us (1980 cohort). BN=Naive Bayes, DT=Decision Tree, kNN=k-Nearest Neighbors, BMPML/G= [11] (all using entire labeled data), SVM = Support Vector Machines trained with an increasing number of labels.

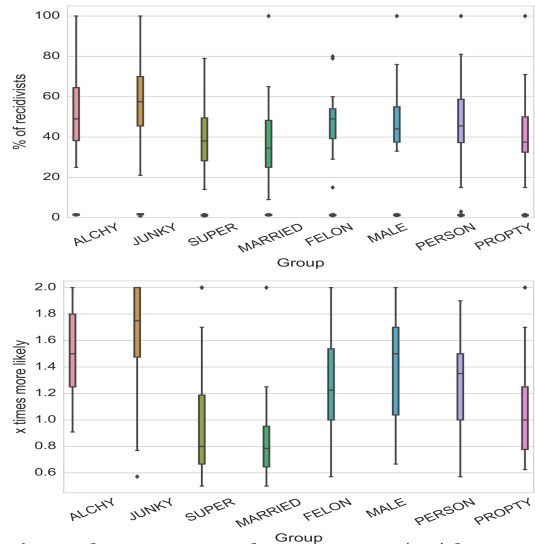


Figure 4: Recidivism AMT worker guesses on (top) bag averages per group and (bottom) pairwise constraints.

(theoretically) that sampling for bag proportions is one way to obtain accurate estimates. In practice, sampling for labels from true domain experts is typically infeasible or costly, while resorting to crowdsourcing is considered a viable option. However, while noise can potentially be averaged out, even looking at average estimates per bag leads to highly **biased** estimates, with relative errors (with respect to ground truth) of up to 60%, with most errors ranging around 30%. These render bag average proportions highly dubious. By using *broad* constraints on averages, our methods are able to exploit crowd estimates and rival supervised methods.

5.2 Regression with Crowds (1): Boston

In our second crowd experiment, we explore Ballpark regression. We return to the Boston dataset, now using *crowdsourced* constraints. We believe people should find it simpler to compare groups based on the same variable (e.g., $\mathcal{B}_{\text{medium pollution}}$, $\mathcal{B}_{\text{low pollution}}$).

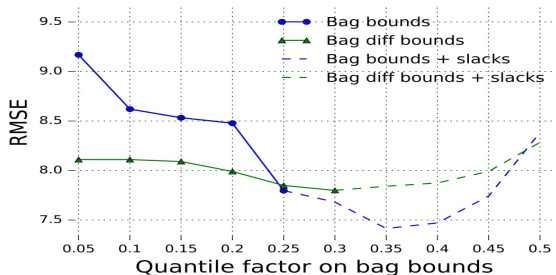


Figure 5: Constraint effects on Boston accuracy. Varying bound quantile on individual bags b_l , bag differences d_l , crowdsourced data. The graph stops abruptly when constraints are infeasible. We then add slack variables and continue increasing the bounds.

Therefore, we asked crowd workers to determine which bag has higher average apartment prices and by how much.

To make the Boston dataset relevant in 2017, we formulate questions referring to a “city somewhere in the world”, and give some basic price statistics for this fictional city (average, minimum and maximum). Some things never change - common intuition nowadays still yields useful constraints, as our results below show.

Our AMT task thus consists of 9 HITs, assigning 30 US-based workers per HIT, with approval rate greater than 97% and over 500 approved HITs, for a total cost of \$18.90 (including fees).

We build pairwise constraints based on (clear-cut) majority votes, and construct bounds using percentiles of answers (0.75, 0.25 as in the recidivism task). As seen in Figure 1(a), we are able to surpass supervised regression with many ground-truth labels. Unsurprisingly, synthetic constraints achieve better results due to stronger prior knowledge, but the simple bag construction from crowd constraints in this experiment still yields good results.

Sensitivity analysis. We briefly examine how the tightness of constraints could affect model performance, illustrating some of the different factors that come into play and exploring the robustness of our method. We vary tightness of upper/lower bounds for individual bags and bag differences, reporting accuracy. We denote the lower bound percentile for individual bags as b_l (e.g., 0.25 as above), and set the upper bound to $1 - b_l$. Similarly, d_l and $1 - d_l$ are lower and upper bound percentiles for bag differences. In Figure 5 we observe that after the point $b_l = 0.25$ constraints are no longer feasible, indicating badly-specified bounds. At this point we add slack variables as discussed in Section 3. The error continues to slightly drop, and then picks up when bounds are extremely loose. In the next section we show an alternative way to query crowdworkers for constraints without selecting b_l, d_l . Nonetheless, we note that even with the worst choices for parameter b_l our error is still better than supervised ridge regression with 200 labels. For parameter d_l , results are even more robust.

5.3 Regression with Crowds (2): Airbnb

In this section we continue to compare the standard practice of collecting labels to our suggested practice of collecting group constraints. We also explore another simple way to obtain constraints, asking workers to *guess intervals* directly.

Data. In this experiment we predict apartment prices again using a bigger, more modern apartment dataset. We hope workers have better intuition on apartment prices for this dataset due to its intuitive features and recency, making the evaluation more fair.

Airbnb is an online marketplace enabling people to lease or rent short-term lodging. The dataset (insideairbnb.com) consists of 5147 apartments. Our aim is to predict the price a user will enter for an apartment in Chicago in Early October 2015, based on features such as neighborhood, number of beds, amenities, and more.

Experiment design. We collect judgments via two separate tasks. First, we construct bags of apartments based solely on amenities. We look at whether or not an apartment has a *TV*, a *fireplace*, a building *doorman* and building *gym*. As in the Boston experiment, we build pairwise constraints based on majority votes by crowd workers, ask workers to guess the price difference, and construct bounds using answer percentiles. We give basic statistics on the distribution of prices in the data (average, top and bottom 5 percentiles). Our AMT task thus consists of 4 HITs, assigning 30 US-based workers per HIT, with approval rate greater than 97% and over 500 approved HITs, for a total cost of \$3.6 (including fees).

Aside from collecting guesses on bags, we also collect hundreds of guesses on *individual* instances, a standard practice for collecting labeled data via crowdsourcing. We test the hypothesis that people are (often) better at reasoning about simple groups of instances and the *pairwise ordering/relation* between them, rather than about individual instances with possibly high-dimensional characteristics.

We run a parallel experiment asking workers to guess prices of 400 flats, based on the full set of features our method is trained on. We assign one US-based worker per HIT, with approval rate greater than 97% and over 500 approved HITs, for a total of \$12 (including fees), 333% higher than collecting ballpark group guesses.

As we show below, the individual crowd estimations are not sufficient for training a good regression model. However, using guesses on groups in our ballpark methods achieves results comparable to a regression model based on *true* apartment prices.

Aggregating crowd guesses of intervals. In the above design, we asked workers to guess apartment prices and used percentiles of answers as bounds. While this worked well in practice, we seek an aggregation requiring less intervention by the practitioner.

As discussed in Section 3, another approach is to have the crowd directly **guess intervals**. Thus, in a separate experiment we ask people to guess lower and upper limits bracketing bag averages. To construct our constraints we then simply take the means of the upper and lower bounds, respectively. We formulate the task in simple language and encourage workers to take into account their uncertainty (“feel free to give a wide range if you are not sure”).

Results and robustness to outliers. In many real-world settings, data is often “contaminated” with observations that have outlier target values. In our data set, there is a small portion of apartments with very high prices in comparison to the rest (about 0.5 percent of apartments are priced over \$1000). These outlier apartments raise several points of interest. Unsurprisingly, people are not good at guessing the prices of outlier flats, rendering the labels particularly off-mark. More importantly, we find that while ridge regression suffers a considerable drop in accuracy due to these observations, our method is naturally robust since the crowd’s guesses on *groups* inherently disregard extreme, non-representative behaviors.

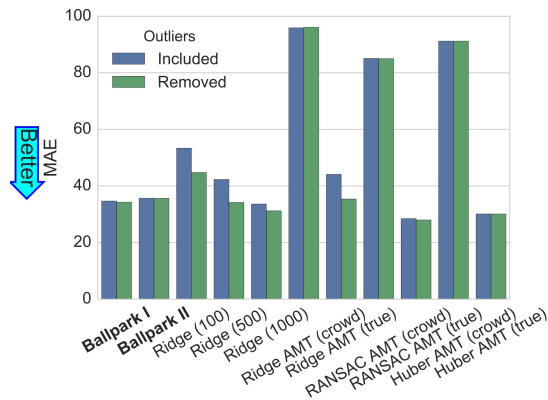


Figure 6: Airbnb results. Ballpark I denotes percentile aggregation of guesses, Ballpark II denotes eliciting interval predictions. Ridge regression is trained with an increasing number of labels. Ridge with 400 individual labels from crowd guesses performs poorly, as opposed to using constraints on groups in our Ballpark framework, or training ridge on the same 400 instances with true labels. Similar results hold for the RANSAC and Huber robust regression models.

We compare our label-free method to ridge regression with a different number of true labels, and also to ridge using 400 labels obtained from workers. To handle outliers, we use the Mean Absolute Error (MAE) metric rather than RMSE in 10-fold CV (so that the unit of error is in dollars). We compare results running on the entire data, and removing all instances with prices over \$1000.

As seen in Figure 6, our method achieves MAE results comparable to ridge regression with a large number of true labels. While outliers cause a big increase in error for ridge regression with 100 labels, our method remains nearly unaffected. Our method is able to near results reached with robust regression models (RANSAC [5], Huber regression [12]) trained on ground-truth labels.

To further test the effect of outliers and the possibility that the poor baseline ridge results are due to a few large errors, we train RANSAC and Huber regression with the 400 crowd labels. These methods manage to only slightly reduce error, showing that while outliers have *some* effect, the overall quality of crowd labels is the key source of error, which our bag-based method is able to avoid.

Interestingly, both constraint aggregation approaches – using percentiles (Ballpark I in Figure 6) and eliciting interval predictions directly (Ballpark II) – lead to nearly identical results, the latter being more hands-off. We also see that ridge regression with 400 crowd-acquired labels does rather poorly, although it does well for the exact same instances when their true labels are given.

6 RELATED WORK

Crowdsourcing for machine learning. There is a large body of work about the use of crowdsourcing for machine learning, primarily regarding label collection. In Section 3 we reviewed the most relevant work. The main focus in that field is acquiring *discrete* labels for classification. Getting *accurate* labels typically requires a lot of resources: multiple queries, worker reputation, and probabilistic models of worker patterns (e.g., biases). Our approach is different: First, we exploit the natural human tendency for intuiting on *groups* and the tendency for *comparisons*. Second, instead of focusing resources on aggregating crowd guesses accurately, we

leverage a machine learning model based on rough intervals bracketing label averages, to accurately predict individual labels with *few resources*. In addition, we handle *regression* and continuous targets, which is notoriously hard for crowds and has not seen much work.

Related learning settings. The field of *Multiple Instance Learning* (MIL) is concerned with “bags” of instances, where each bag has a label associated with it. This label is modeled as a function of latent instance-level labels, which can be seen as a form of weak supervision. MIL methods vary by the assumptions made on this function [3, 6]. Most work in MIL focuses on making bag-level predictions rather than for individual instances. In a related line of work, Learning from Label Proportions, individual labels are predicted based on known label proportions for bags [18, 20, 29]. In [20], each bag is represented with its mean, showing superior performance over [18]. In [29], individual labels are explicitly modeled to counter problems with representing bags by their means (such as high variance). These approaches all assume bag proportions are known, an assumption Ballpark Learning relaxes.

To the best of our knowledge, the subject of continuous labels and regression is not discussed in this literature, let alone demonstrated on data (simulated or real). In [18] the authors mention that their framework could apply, in theory, to continuous label spaces, but their methods assume a discrete label space to be able to reconstruct class probabilities efficiently.

7 CONCLUSION AND FUTURE WORK

In this work we proposed a new method that can complement standard crowdsourcing practices when traditional labeling is difficult. People often have intuition about groups of instances and relations between them, while labeling individual instances is hard. Our framework takes advantage of this phenomenon, leveraging a recent machine learning setting called Ballpark Learning based on weak, noisy constraints over *groups* of instances. We extended Ballpark Learning to handle the useful case of continuous outputs, formulating a convex program with a simple solution. Across several real datasets, we harness constraints from a crowd of non-experts and use them to train learning models. Our results rival supervised models that use many *true* labels, at a much lower cost.

In practice it may be unclear how to construct useful bags. Interesting future work is using crowdworkers to select and build bags *themselves*, perhaps giving them a GUI to explore slices of the data.

Deriving a deeper theoretical analysis of our models is also interesting. For example, understanding what makes bags “useful” in terms of the signal they provide, depending on factors such as their size and dispersion. The Ballpark approach can also potentially be combined with deep learning models (typically requiring many labels) as a form of weak supervision. We believe our lightweight methods pose an interesting alternative to current labeling practices, and could be particularly useful when data is high-dimensional and unintuitive for crowds, when privacy concerns prevent showing individual examples, and when resources are limited.

Acknowledgments. The authors thank the anonymous reviewers for their helpful feedback. Dafna Shahaf is a Harry & Abe Sherman assistant professor. This work was supported by ISF grant 1764/15, Alon grant, and the HUJI Cyber Security Research Center in conjunction with the Israel National Cyber Bureau in the Prime Minister’s Office.

REFERENCES

- [1] Richard Berk, Lawrence Sherman, Geoffrey Barnes, Ellen Kurtz, and Lindsay Ahlman. 2009. Forecasting murder within a population of probationers and parolees: a high stakes application of statistical learning. *Journal of the Royal Statistical Society: Series A* (2009).
- [2] M Keith Chen and Jesse M Shapiro. 2007. Do harsher prison conditions reduce recidivism? A discontinuity-based approach. *American Law and Economics Review* (2007).
- [3] Veronika Cheplygina, David Tax, and Marco Loog. 2014. On classification with bags, groups and sets. *arXiv preprint arXiv:1406.0281* (2014).
- [4] Yuxiao Dong, Yang Yang, Jie Tang, Yang Yang, and Nitesh V Chawla. 2014. Inferring user demographics and social strategies in mobile social networks (*KDD '14*).
- [5] Martin A Fischler and Robert C Bolles. 1981. Random sample consensus: a paradigm for model fitting with applications to image analysis and automated cartography. *Commun. ACM* (1981).
- [6] James Foulds and Eibe Frank. 2010. A review of multi-instance learning assumptions. *The Knowledge Engineering Review* (2010).
- [7] Jing Gao, Qi Li, Bo Zhao, Wei Fan, and Jiawei Han. 2015. Truth discovery and crowdsourcing aggregation: A unified perspective. *Proceedings of the VLDB Endowment* (2015).
- [8] Uriel Haran, Don A Moore, and Carey K Morewedge. 2010. A simple remedy for overprecision in judgment. *Judgment and Decision Making* (2010).
- [9] Tom Hope and Dafna Shahaf. 2016. Ballpark Learning: Estimating Labels from Rough Group Comparisons. In *ECML-PKDD*.
- [10] Neil Howe. 2015. Why Millennials Are Texting More And Talking Less <http://www.forbes.com/sites/neilhowe/2015/07/15/why-millennials-are-texting-more-and-talking-less/>. (2015).
- [11] Kaizhu Huang, Haiqin Yang, Irwin King, and Michael R Lyu. [n. d.]. Learning classifiers from imbalanced data based on biased minimax probability machine. In *Computer Vision and Pattern Recognition, 2004*.
- [12] Peter J Huber. 2011. *Robust statistics*.
- [13] Jan Lorenz, Heiko Rauhut, Frank Schweitzer, and Dirk Helbing. 2011. How social influence can undermine the wisdom of crowd effect. *Proceedings of the National Academy of Sciences* (2011).
- [14] Dario Mastrapieri. 2014. Night owl women are similar to men in their relationship orientation, risk-taking propensities, and cortisol levels: Implications for the adaptive significance and evolution of eveningness. *Evolutionary Psychology* (2014).
- [15] Alexia D. Cooper Matthew R. Durose and Howard N. Snyder. 2010. Recidivism Of Prisoners Released In 30 States In 2005: Patterns From 2005 To 2010. (2010).
- [16] Saemi Park and David V Budescu. 2015. Aggregating multiple probability intervals to improve calibration. *Judgment and Decision Making* (2015).
- [17] Drazen Prelec, H Sebastian Seung, and John McCoy. 2017. A solution to the single-question crowd wisdom problem. *Nature* (2017).
- [18] Novi Quadrianto, Alex J Smola, Tiberio S Caetano, and Quoc V Le. 2009. Estimating labels from label proportions. *JMLR* (2009).
- [19] Cyrus Rashtchian, Peter Young, Micah Hodosh, and Julia Hockenmaier. 2010. Collecting image annotations using Amazon's Mechanical Turk. In *NAACL HLT*.
- [20] Stefan Rueping. 2010. SVM Classifier Estimation from Group Probabilities. In *ICML '10*.
- [21] Peter Schmidt and D. Ann Witte. 1984. *Predicting Recidivism In North Carolina, 1978 and 1980*. Technical Report. Michigan State University.
- [22] Shai Shalev-Shwartz and Shai Ben-David. 2014. *Understanding machine learning: From theory to algorithms*. Cambridge university press.
- [23] Louis L Thurstone. 1927. A law of comparative judgment. *Psychological review* (1927).
- [24] Johan Ugander, Ryan Drapeau, and Carlos Guestrin. 2015. The wisdom of multiple guesses. In *Proceedings of the Sixteenth ACM Conference on Economics and Computation*.
- [25] Matteo Venanzi, John Guiver, Gabriella Kazai, Pushmeet Kohli, and Milad Shokouhi. 2014. Community-based bayesian aggregation models for crowdsourcing. In *Proceedings of the 23rd international conference on World wide web*.
- [26] P Vlachos. 2000. Statlib project repository. *Carnegie Mellon University* (2000).
- [27] Carl Vondrick, Deva Ramanan, and Donald Patterson. 2010. Efficiently scaling up video annotation with crowdsourced marketplaces. In *European Conference on Computer Vision*.
- [28] Andrew Whalen and Saiwing Yeung. 2015. Using Ground Truths to Improve Wisdom of the Crowd Estimates.. In *CogSci*.
- [29] Felix Yu, Dong Liu, Sanjiv Kumar, Tony Jebara, and Shih Chang. 2013. ∞ -SVM for learning with label proportions. In *ICML '13*.
- [30] Liyue Zhao, Gita Sukthankar, and Rahul Sukthankar. 2011. Robust Active Learning Using Crowdsourced Annotations for Activity Recognition. (2011).