

Learning Spontaneity to Improve Emotion Recognition in Speech

Karttikeya Mangalam and Tanaya Guha, *Member, IEEE*

Abstract—We investigate the effect and usefulness of spontaneity in speech (i.e. whether a given speech data is spontaneous or not) in the context of emotion recognition. We hypothesize that emotional content in speech is interrelated with its spontaneity, and thus propose to use spontaneity classification as an auxiliary task to the problem of emotion recognition. We propose two supervised learning settings that utilize spontaneity to improve speech emotion recognition: a hierarchical model that performs spontaneity detection before performing emotion recognition, and a multitask learning model that jointly learns to recognize both spontaneity and emotion. Through various experiments on a benchmark database, we show that by using spontaneity as an additional information, significant improvement (3%) can be achieved over systems that are unaware of spontaneity. We also observe that spontaneity information is highly useful in recognizing positive emotions as the recognition accuracy improves by 12%.

Index Terms—Emotion recognition, spontaneous speech, multitask learning.

I. INTRODUCTION

RECOGNIZING human emotion is critical for any human-centric system involving human-human or human-machine interaction. Emotion is expressed and perceived through various verbal and non-verbal cues, such as speech and facial expressions. In the recent years, speech emotion recognition has been studied extensively, both as an independent modality [1], [2], and in combination with others [3].

The majority of work on speech emotion recognition follows a two-step approach [2], [4]–[7]. First, a set of acoustic and prosodic features are extracted, and then a machine learning system is employed to recognize the emotion labels. Although acoustic and prosodic features are more common, the use of lexical features, such as emotional vector, have been also shown to be useful [4]. For recognition, various methods have been proposed- starting from traditional hidden Markov models (HMM) [7] to ensemble classifiers [8], and more recently, deep neural networks [9]. Recently, Abdelwahab and Busso [2] proposed an ensemble feature selection method that addresses the problem of training and test data arising from different distributions. Zong et al. [5] introduced a domain-adaptive least squares regression technique for the same problem. Owing to the latest trends in machine learning, autoencoders [10] and recurrent neural networks (RNN) [9] have also been used for speech emotion recognition.

Efforts to improve speech emotion recognition are primarily concentrated on building a better machine learning system.

Although spontaneity, fluency and nativity of speech are well studied in the literature, their effect on emotion recognition tasks have not been studied systematically. Work that addressed the problem of distinguishing between spontaneous and scripted speech include acoustic and prosodic feature-based classification [11], [12], and detecting target phonemes [13]. Dufour et al. [12] have also shown that spontaneity is useful for identifying speakers' role [12] by utilizing spontaneity information in their automatic speech recognition system. A recent work by Tian et al. [14] has established that emotional content is essentially different in spontaneous vs. acted speech (prepared, planned, scripted). As they compare emotion recognition in the two types of speech, they observe that different sets of features contribute to the success of emotion classification in spontaneous vs. acted speech. Motivated by this observation, we propose to use spontaneity to inform and improve a speech emotion recognition system.

In this work, we investigate the usefulness of spontaneity in speech in the context of emotion recognition. We hypothesize that emotional content is interrelated with the spontaneity of speech, and propose to use spontaneity classification as an auxiliary task to the problem of emotion recognition in speech. We propose two supervised learning settings: (i) a *multilabel hierarchical model* that performs spontaneity detection followed by emotion classification, and (ii) a *multitask learning model* that jointly learns to recognize both spontaneity and emotion in speech. To construct the proposed models, we use a set of standard acoustic and prosodic features in conjunction with support vector machine (SVM) classifiers. We choose SVM because it has been shown to produce results comparable to long short term memory (LSTM) networks when the training dataset is not sufficiently large [14]. Through experiments on the IEMOCAP database [15], we show that (i) spontaneous speech can be distinguished from scripted speech with high accuracy (93%), (ii) longer context is useful in spontaneity classification, (iii) recognizing emotion is easier in scripted speech than in spontaneous speech, and (iv) significant improvement (3%) in emotion recognition can be achieved using spontaneity as an additional information, over spontaneity-unaware systems, especially for positive emotions (12% improvement).

II. EMOTION RECOGNITION USING SPONTANEITY

In this section, we propose two models that utilize the spontaneity information in speech to improve emotion recognition: (i) a multilabel hierarchical model that performs spontaneity detection followed by emotion recognition, and (ii) a multitask

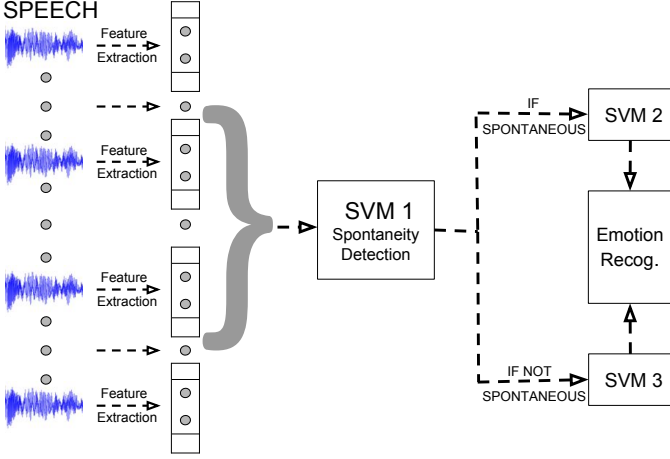


Fig. 1. Multilabel hierarchical emotion recognition using spontaneity

learning model that jointly learns to recognize both spontaneity and emotion in speech.

A. Feature extraction

We extract a set of speech features following the Inter-speech2009 emotion challenge [16]. The feature set includes four low level descriptors (LLDs) - Mel-frequency cepstral coefficients (MFCC), zero-crossing rate (ZCR), voice probability (VP) computed using autocorrelation function, and fundamental frequency (F0). For each speech sample, we use a sliding window of length w with a stride length m to extract the LLDs. This generates a k dimensional local feature vector for each windowed segment. Each descriptor is then smoothed using a moving average filter, and the smoothed version is used to compute their respective first order delta coefficients. Appending the delta features, we obtain a local feature vector of dimension $2k$ for every windowed segment. To create a global feature for the entire speech sample, the local features are pooled temporally by computing 12 different statistics (e.g. mean, range, max, kurtosis) along each of the $2k$ dimensions, generating a global feature vector $\mathbf{f} \in \mathbb{R}^d$, $d = 24k$ for each data sample.

B. Multilabel hierarchical emotion recognition

Let us consider N training samples and the set of their corresponding feature representations $\mathbf{F} = \{\mathbf{f}_j\}_{j=1}^N$, where $\mathbf{f}_j \in \mathbb{R}^d$. Each training sample with feature vector \mathbf{f}_j is associated with two labels $y_j = \{y_j^s, y_j^e\}$, where $y_j^s \in Y^s$, $Y^s = 0, 1$ represents the binary spontaneity labels, and $y_j^e \in Y^e$, $Y^e = 0, 1, 2$ denotes the emotion labels. Note that only three emotion labels (*positive*, *neutral* and *negative*) are considered in this paper. We denote the entire label space as $Y = Y^s \times Y^e$.

In order to use the spontaneity information in speech, we propose a simple system which first recognizes if a speech sample is spontaneous or not. An emotion classifier is then chosen based on the decision made by the spontaneity classifier. We divide the entire training set Ω_{train} of N samples into two subsets: Ω_{train}^1 that contains all the spontaneous speech samples, and Ω_{train}^0 that contains all the scripted or

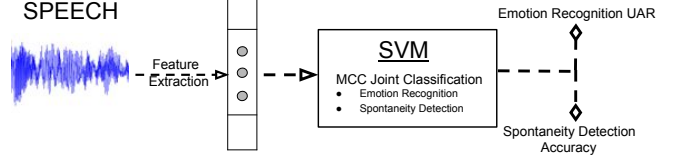


Fig. 2. Schematic diagram of the joint emotion and spontaneity classification

the non-spontaneous samples. As shown in Figure 1, we train two separate support vector machine (SVM) classifiers for recognizing emotion using Ω_{train}^0 and Ω_{train}^1 . Additionally, we train another SVM for spontaneity detection with sequence length ℓ (denotes the number of consecutive utterances in an input sample) using \mathbf{F} on entire Ω_{train} . The sequence length ℓ is used to account for the context needed to recognize spontaneity, which is known to help in emotion recognition [17]. Later, in Section III-B, we investigate the role of ℓ in spontaneity detection. Note that only the spontaneity classifier uses a sequence length of $\ell = 10$, but the emotion recognition is performed at utterance level.

C. Multitask learning for emotion recognition

According to our hypothesis, spontaneity and emotional information in speech are interrelated. We propose to perform the tasks of spontaneity detection and emotion recognition together in a multitask learning framework. Instead of focusing on a single learning task, a multitask learning paradigm shares representations among related tasks by learning simultaneously, and enables better generalization [18]. Following this idea, we jointly learn to classify both spontaneity and emotion. This is posed as a multi-label multi-output classification problem. The basic idea is presented in Fig. 2, where we train a single classifier that learns to optimize a joint loss function pertaining to the two tasks.

We define a weight matrix $\mathbf{W} \in \mathbb{R}^{|Y| \times d}$ containing a set of weight vectors $\mathbf{w}_{\{y^s, y^e\}}$ for classifying each of the $|Y|$ possible label tuples $\{y^s, y^e\}$, where $|\cdot|$ denotes the cardinality of the set. In order to jointly model spontaneity and emotion, we intend to minimize a loss function $\mathcal{L}(\mathbf{W}, Y, \mathbf{F})$ defined as follows.

$$\mathcal{L}(\mathbf{W}, Y, \mathbf{F}) = \sum_{(y^s, y^e) \in Y} \frac{1}{2} \|\mathbf{w}_{\{y^s, y^e\}}\|^2 + \mathbf{C} \sum_{j=1}^N \zeta_j \quad (1)$$

The loss function \mathcal{L} contains a soft-margin loss term ζ_j , and a regularization loss term $\|\mathbf{w}_{\{y^s, y^e\}}\|$. The parameter \mathbf{C} controls the relative contribution of the two terms. The soft-margin term ζ_j allows for misclassification of the near-margin training samples but also penalizes \mathcal{L} by imposing a soft loss term that varies depending on the severity of misclassification. This is enforced by adding the following constraints to Eqn. (1).

$$\begin{aligned} \mathbb{I}\{y_i = \{y^s, y^e\}\} (\mathbf{K}(\mathbf{F}_i, \mathbf{w}_{\{y^s, y^e\}}) + b_{y^s, y^e}) &\geq 1 - \zeta_{y^s, y^e}^i \\ \zeta_{y^s, y^e}^i &\geq 0, \quad \mathbf{C} > 0, \quad \zeta_i = \sum_{(y^s, y^e)} \zeta_{y^s, y^e}^i \\ &\forall i \in \{1, 2 \dots N\} \forall (y^s, y^e) \in Y \end{aligned} \quad (2)$$

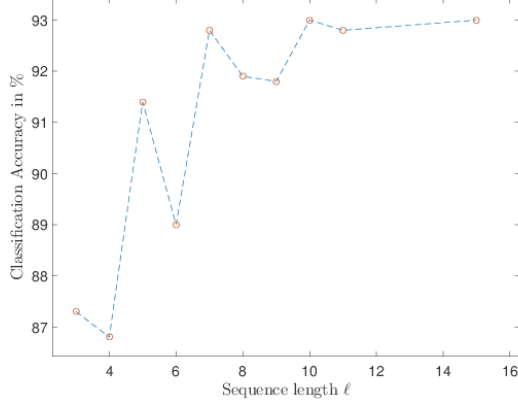


Fig. 3. Effect of varying context (ℓ) on spontaneity classification.

where $\mathbf{K}(\cdot, \cdot)$ is the RBF kernel $\mathbf{K}(x, x') = \exp(-\gamma\|x - x'\|^2)$ and $\mathbb{I}\{x = x'\}(x)$ is the indicator function defined as follows.

$$\mathbb{I}\{x = x'\} = \begin{cases} 1 & x = x' \\ 0 & x \neq x' \end{cases}$$

The optimal classifier weights \mathbf{W}^* are then learned by minimizing the joint loss function $\mathcal{L}(\mathbf{W}, Y, \mathbf{F})$ as

$$\mathbf{W}^* \leftarrow \arg \min_{\mathbf{W} \in \mathbb{R}^{|Y| \times d}} \mathcal{L}(\mathbf{W}, Y, \mathbf{F})$$

The classifier is trained i.e. \mathbf{W}^* are learned using the entire Ω_{train} using the same set of features described earlier. Since emotion can vary between two consecutive recordings, the joint model uses sequence length $\ell = 1$.

III. PERFORMANCE EVALUATION

We perform extensive experiments on the IEMOCAP database [15] to demonstrate the importance of spontaneity in the context of emotion recognition, and to validate the proposed classification models.

A. Experimental setup

Database: We used the *USC-IEMOCAP database* [15] for performance evaluation. This is a publicly available benchmark database for emotion-related studies in speech. It comprises 12 hours of audiovisual data along with motion capture (mocap) recordings of face and text transcriptions. The data is collected in 5 different sessions, and each session contains several dyadic conversations. Altogether there are 151 conversations, which are labeled either improvised (spontaneous) or scripted. These serve as our spontaneity labels y^s . There are almost equal number of scripted (52.2%) and spontaneous (47.8%) conversations in this database. Each conversation is further broken down into separate samples or utterances, which are organized speaker-wise in a turn-by-turn fashion. All samples are labeled by multiple annotators into one or more of the following six major categories - neutral, happiness, sadness, anger, frustration and excitement. A single sample may have multiple labels owing to different annotators. To decide on a single label per sample, we used majority voting and broke

TABLE I
EFFECT OF FEATURES ON SPONTANEITY CLASSIFICATION ACCURACY (IN %)

Feature(s) removed	$\ell = 5$	$\ell = 10$
None	91.4	93.0
ZCR	91.0	92.4
VP	90.6	92.6
F0	90.5	92.6
MFCC	83.4	85.5
VP, MFCC	80.7	83.8
F0, MFCC	83.2	84.9
ZCR, MFCC	78.8	82.3
VP, F0	90.6	91.5
VP, ZCR	90.2	92.1
F0, ZCR	90.6	92.2
VP, ZCR, F0	83.7	91.9
Any two, MFCC	< 76	< 80

TABLE II
EFFECT OF KEEPING ONLY THE DELTA FEATURES ON SPONTANEITY CLASSIFICATION ACCURACY (IN %)

Feature(s) removed	$\ell = 5$	$\ell = 10$
None	91.4	93.0
ZCR	91.0	92.4
VP	91.0	92.2
F0	90.9	92.7
MFCC	86.8	90.1

ties, if any, randomly. Finally, we merged the six labels to retain only three emotion categories: (i) *positive* - contains happiness and excitement (2768 samples), (ii) *negative* - contains anger, frustration, sadness, disgust and fear (5568 samples) and (iii) *neutral* - contains data with only the original neutral label (1733 samples).

Parameter settings: The features described in Section II-A are computed using a sliding window of length $w = 25\text{ms}$ with a stride of $m = 10\text{ms}$. This yields a local feature vector of dimension $k = 15$, and a global feature vector \mathbf{f} of dimension $d = 360$ for each sample. The features are normalized to have each component value between -1 to 1 . The SVMs use the radial basis function (RBF) kernel. All results reported in this paper are the average statistics computed over a 5-fold cross validation.

B. Understanding spontaneity

Sanity check: We started with the hypothesis that emotional content is different in the spontaneous vs. scripted speech. In order to check this experimentally, we trained an SVM (under the same experimental conditions described in the previous section) on Ω_{train} of the IEMOCAP database that can discriminate among the positive, negative and neutral emotion categories. During the test phase (5-fold cross validation), we computed the recognition accuracy for the spontaneous and scripted speech separately. We observe that while the overall accuracy of emotion recognition is 62.6%, recognition accuracy is higher for speech samples labeled scripted i.e. 64.2% for scripted and 60.7% for improvised speech. This ba-

TABLE III
EMOTION RECOGNITION RESULTS IN TERMS OF WEIGHTED AVERAGE ACCURACY (%)

	Positive	Neutral	Negative	Spontaneous	Scripted	Overall
Baseline(SVM)	54.9	42.8	73.1	60.7	64.2	62.6
Baseline(RF)	53.6	48.3	67.3	58.6	61.6	60.1
Hierarchical	66.9	48.9	73.7	63.9	67.5	65.7
Joint	57.8	46.7	74.3	64.1	66.9	65.5

sic experimental result supports our assumption that emotional content is different in spontaneous vs. scripted speech.

Next, we present results on spontaneity classification. We investigate the role of context and the contribution of various features in spontaneity. We train an SVM classifier with RBF kernel to distinguish between spontaneous and scripted speech using the features described in Section II-A. At the utterance level, i.e. for $\ell = 1$, this system achieves an average accuracy of **80%**. In order to study the effect of context on spontaneity classification, we vary the sequence length ℓ . To account for longer context, we increase ℓ by concatenating consecutive utterances. Consequently, we concatenate their corresponding global features. This yields a feature vector $\mathbf{F}_\ell \in \mathbb{R}^d$. The variation of classification accuracy with different values of ℓ is shown in Fig. 3. The general trend is that the classification accuracy improves with the longer context (sequence length), and achieves **93%** accuracy for $\ell = 10$. This result can be intuitively explained by the fact that as longer parts of the conversation is used for classification, it becomes easier to detect spontaneity. The result also highlights that spontaneity can be detected with high accuracy, which is not an easy task for humans.

We investigate the importance of individual features in spontaneity classification by performing an ablation study. We exclude one or more of the LLD features at a time, and record the corresponding spontaneity classification accuracy. From the results presented in Table I, we observe that (i) MFCC features are the most important of all. (ii) Any single LLD feature can provide an accuracy of $\sim 75\%$ indicating that any LLD feature is well suited for the task of spontaneity classification. Moreover, comparing the accuracies achieved when removing both the delta and the actual features (as in Table I) to removing the actual features but retaining the delta features (see Table II), we notice that delta features play a more crucial role than the original features themselves for the task of spontaneity classification.

C. Results

To compare the gain from using the spontaneity information, we construct two baseline models using an SVM, and a random forest (RF) classifier. Both of the classifiers are trained to recognize emotion (3-class) without using any information about the spontaneity labels.

The performances of the proposed hierarchical and joint classification models along with those for the baselines are presented in Table III. Comparing the performance of the baseline SVM with the proposed models we observe that even

with the same features and classifier, we achieve more than 3% improvement in overall emotion recognition accuracy by adding spontaneity information. Looking at the improvements in individual classes, the ‘positive’ emotions seem to benefit the most by using spontaneity information. This is evident from a 12% improvement using the hierarchical model over the SVM baseline. On the other hand, the ‘negative’ emotions are only slightly affected by the spontaneity emotion. Also note that recognition accuracy is always lower for spontaneous speech irrespective of the classifier.

The hierarchical classifier performs slightly better than the joint classifier owing to the more accurate spontaneity classification. Recall that the spontaneity classifier for the hierarchical model used longer context ($\ell = 10$) while the joint model uses $\ell = 1$. The joint classification model performs slightly worse. Nevertheless, it is of practical use in the scenario when the temporal sequence of the recording is unknown, and hence the sequence length for spontaneity is necessarily constrained.

Clearly, spontaneity information helps emotion recognition, especially for positive emotions. However, in the joint learning model, we did not observe much improvement for the spontaneity classification task. For $\ell = 1$, the spontaneity detection using SVM yields 80% accuracy, while the multitask learning model also gives an accuracy of 80.7% which also uses the same sequence length.

IV. CONCLUSION

In this paper, we studied how spontaneity information in speech can inform and improve an emotion recognition system. To this end, we proposed two classification schemes that utilize spontaneity to improve emotion classification: a multilabel hierarchical model that performs spontaneity classification before emotion recognition, and a multitask learning model that jointly learns to classify both spontaneity and emotion. Through experiments, we showed that spontaneity is a useful information for speech emotion, and can significantly improve the recognition rate, especially for positive emotions. Note that the primary goal of this work is to study the aspects of data that can inform an emotion recognition system, and also to gain insights to the relationship between spontaneous speech and the task of emotion recognition.

ACKNOWLEDGEMENT

The authors are grateful to SAIL, USC for providing access to the IEMOCAP database.

REFERENCES

- [1] F. Dellaert, T. Polzin, and A. Waibel, "Recognizing emotion in speech," in *Spoken Language, 1996. ICSLP 96. Proceedings., Fourth International Conference on*, vol. 3. IEEE, 1996, pp. 1970–1973.
- [2] M. Abdelwahab and C. Busso, "Ensemble feature selection for domain adaptation in speech emotion recognition," in *ICASSP 2017*, 2017.
- [3] C. Busso, Z. Deng, S. Yildirim, M. Bulut, C. M. Lee, A. Kazemzadeh, S. Lee, U. Neumann, and S. Narayanan, "Analysis of emotion recognition using facial expressions, speech and multimodal information," in *Proceedings of the 6th international conference on Multimodal interfaces*. ACM, 2004, pp. 205–211.
- [4] Q. Jin, C. Li, S. Chen, and H. Wu, "Speech emotion recognition with acoustic and lexical features," in *ICASSP 2015*. IEEE, 2015, pp. 4749–4753.
- [5] Y. Zong, W. Zheng, T. Zhang, and X. Huang, "Cross-corpus speech emotion recognition based on domain-adaptive least-squares regression," *IEEE Signal Processing Letters*, vol. 23, no. 5, pp. 585–589, 2016.
- [6] T. L. Nwe, S. W. Foo, and L. C. De Silva, "Speech emotion recognition using hidden markov models," *Speech communication*, vol. 41, no. 4, pp. 603–623, 2003.
- [7] B. Schuller, G. Rigoll, and M. Lang, "Hidden markov model-based speech emotion recognition," in *Multimedia and Expo, 2003. ICME'03. Proceedings. 2003 International Conference on*, vol. 1. IEEE, 2003, pp. I–401.
- [8] C. M. Lee and S. S. Narayanan, "Toward detecting emotions in spoken dialogs," *IEEE transactions on speech and audio processing*, vol. 13, no. 2, pp. 293–303, 2005.
- [9] W. Lim, D. Jang, and T. Lee, "Speech emotion recognition using convolutional and recurrent neural networks," in *Signal and Information Processing Association Annual Summit and Conference (APSIPA), 2016 Asia-Pacific*. IEEE, 2016, pp. 1–4.
- [10] J. Deng, Z. Zhang, F. Eyben, and B. Schuller, "Autoencoder-based unsupervised domain adaptation for speech emotion recognition," *IEEE Signal Processing Letters*, vol. 21, no. 9, pp. 1068–1072, 2014.
- [11] R. Dufour, V. Jousse, Y. Estève, F. Béchet, and G. Linarès, "Spontaneous speech characterization and detection in large audio database," *SPECOM, St. Petersburg*, 2009.
- [12] R. Dufour, Y. Estève, and P. Deléglise, "Characterizing and detecting spontaneous speech: Application to speaker role recognition," *Speech communication*, vol. 56, pp. 1–18, 2014.
- [13] G. Mehta and A. Cutler, "Detection of target phonemes in spontaneous and read speech," *Language and Speech*, vol. 31, no. 2, pp. 135–156, 1988, PMID: 3256770.
- [14] L. Tian, J. D. Moore, and C. Lai, "Emotion recognition in spontaneous and acted dialogues," in *Affective Computing and Intelligent Interaction (ACII), 2015 International Conference on*. IEEE, 2015, pp. 698–704.
- [15] C. Busso, M. Bulut, C. Lee, A. Kazemzadeh, E. Mower, S. Kim, J. Chang, S. Lee, and S. Narayanan, "Iemocap: Interactive emotional dyadic motion capture database," *Language Resources and Evaluation*, vol. 42, no. 4, pp. 335–359, 12 2008.
- [16] B. Schuller, S. Steidl, and A. Batliner, "The interspeech 2009 emotion challenge," in *Tenth Annual Conference of the International Speech Communication Association*, 2009.
- [17] R. Gupta, N. Malandrakis, B. Xiao, T. Guha, M. Van Segbroeck, M. Black, A. Potamianos, and S. Narayanan, "Multimodal prediction of affective dimensions and depression in human-computer interactions," in *Proceedings of the 4th International Workshop on Audio/Visual Emotion Challenge*. ACM, 2014, pp. 33–40.
- [18] T. Evgeniou and M. Pontil, "Regularized multi-task learning," in *Proceedings of the tenth ACM SIGKDD international conference on Knowledge discovery and data mining*. ACM, 2004, pp. 109–117.