

## GAIA DR1 EVIDENCE OF DISRUPTING PERSEUS ARM

JUNICHI BABA<sup>1</sup>, DAISUKE KAWATA<sup>2</sup>, NORIYUKI MATSUNAGA<sup>3</sup>, ROBERT J. J. GRAND<sup>4,5</sup>, AND JASON A. S. HUNT<sup>6</sup><sup>1</sup> National Astronomical Observatory of Japan, Mitaka, Tokyo 181-8588, Japan<sup>2</sup> Mullard Space Science Laboratory, University College London, Holmbury St. Mary, Dorking, Surrey RH5 6NT, UK<sup>3</sup> Department of Astronomy, The University of Tokyo, 7-3-1 Hongo, Bunkyo-ku, Tokyo 113-0033, Japan<sup>4</sup> Heidelberger Institut für Theoretische Studien, Schloss-Wolfsbrunnengasse 35, 69118 Heidelberg, Germany<sup>5</sup> Zentrum für Astronomie der Universität Heidelberg, Astronomisches Recheninstitut, Monchhofstr 12-14, D-69120 Heidelberg, Germany<sup>6</sup> Dunlap Institute for Astronomy and Astrophysics, University of Toronto, Ontario M5S 3H4, Canada(Received December 14, 2017; Revised –; Accepted –)  
*Draft version September 27, 2018*

## ABSTRACT

We have discovered a clear sign of the disruption phase of the Perseus arm in the Milky Way using Cepheid variables, taking advantage of the accurately measured distances of Cepheids and the proper motions from Gaia Data Release 1. Both the Galactocentric radial and rotation velocities of 77 Cepheids within 1.5 kpc of the Perseus arm are correlated with their distances from the Perseus arm, as the trailing side is rotating faster and moving inward compared to the leading side. We also found a negative vertex deviation for the Cepheids on the trailing side,  $-27.6 \pm 2.4$  deg, in contrast to the positive vertex deviation in the solar neighborhood. This is, to our knowledge, the first direct evidence that the vertex deviation around the Perseus arm is affected by the spiral arm. We compared these observational trends with our  $N$ -body/hydrodynamics simulations based on a static density-wave spiral scenario and those based on a transient dynamic spiral scenario. Although our comparisons are limited to qualitative trends, they strongly favor a conclusion that the Perseus arm is in the disruption phase of a transient arm.

*Subject headings:* Galaxy: kinematics and dynamics — Galaxy: structure — method: numerical — astrometry

## 1. INTRODUCTION

How spiral arms in disk galaxies are created and maintained has been a long-standing question in galactic astronomy. For isolated disk galaxies there are two different theories of spiral arms which have different lifetimes (Dobbs & Baba 2014). The quasi-stationary density wave theory (hereafter SDW arm) characterises spirals as rigidly rotating, long-lived wave patterns (i.e.,  $\gtrsim 1$  Gyr; Lin & Shu 1964; Bertin & Lin 1996). On the other hand, dynamic spiral theory (hereafter DYN arm) suggests spiral arms are differentially rotating, transient, recurrent patterns on a relatively short time scale,  $\sim 100$  Myr (Sellwood & Carlberg 1984; Baba et al. 2009; Fujii et al. 2011; Grand et al. 2012b,a; Baba et al. 2013; D’Onghia et al. 2013; Baba 2015).

Because a DYN arm is almost co-rotating with the stars at every radii,  $N$ -body simulation studies show that there should be a characteristic gas and stellar motion affected by the spiral arms (Grand et al. 2012b, 2016; Baba et al. 2013). Kawata et al. (2014) suggested that comparing the stellar velocity properties between the trailing and leading side of a spiral arm would provide crucial information regarding its origin (see also Hunt et al. 2015). The Gaia mission (Gaia Collaboration et al. 2016b) recently published its first data release (DR1; Gaia Collaboration et al. 2016a), including the proper motions and parallaxes for two million bright stars in common with the Tycho-2 catalogue, known as the Tycho-Gaia astrometric solution (TGAS; Michalik et al. 2015; Lindegren et al. 2016). Hunt et al.

(2017) reached a tentative conclusion favoring a DYN arm by finding a group of stars whose Galactocentric rotation velocity is unexpectedly high owing to the torque from the Perseus arm. However, the feature was observed in stars in the solar neighbourhood (distance  $< 0.6$  kpc) which is still far away from the Perseus arm. Hence, it is difficult to conclude whether or not this feature is due to the Perseus arm.

Here we investigate kinematics of Cepheid variables. They are bright variable stars and their distances are accurately measured thanks to their well-calibrated period-luminosity relation (Inno et al. 2013). Cepheids are also young stars whose ages are expected to be around 20 – 300 Myr (Bono et al. 2005). Such young stars are expected to have small velocity dispersion, and it is easier to find a systematic motion due to dynamical effects if it exists. Moreover, the age range of Cepheids is comparable to the lifetime of the DYN arm, and thus they are expected to be sensitive to the dynamical state of the spiral arms. Hence, Cepheids are a great tracer for testing the spiral arm scenario (see also Fernández et al. 2001; Griv et al. 2017). Thus, this *Letter* uses Cepheids around the Perseus arm to study the dynamical state of the Perseus arm.

Section 2 describes our sample of Cepheids, and shows their kinematic properties. Section 3 presents the results of comparisons between the observed Cepheids kinematics and what is seen in the simulations with different spiral models.

## 2. PECULIAR MOTIONS OF CEPHEIDS

We selected a sample of Cepheids in Genovali et al. (2014) where the distances were determined homoge-

neously by using near-infrared photometric data sets. Errors in distance modulus are estimated to be 0.05–0.07 mag for most of the Cepheids. We then cross-matched this sample with the TGAS catalog and with a sample of Cepheids whose radial velocity are provided in Mel'nik et al. (2015) using TOPCAT (Taylor 2005), giving a collection of 206 Cepheids with known locations and kinematics. We further limit the sample based on vertical position with respect to the Sun,  $|z_{e,\max}| < 0.5$  kpc, where to take into account the error we define  $z_{e,\max} = \sin(b)10^{(\mu_{\text{dm}} + \mu_{\text{dm},e} + 5.0)/5.0}/1000$  kpc, where  $\mu_{\text{dm}}$  and  $\mu_{\text{dm},e}$  is the distance modulus and its error in magnitude. This limit was applied to eliminate clear outliers, although our sample shows a clear concentration around the Galactic plane, with more than 70 % being located within 100 pc, as expected for young stars like Cepheids. To eliminate the data with a large velocity or distance uncertainty, we discard the data whose uncertainty in velocity,  $\sigma_V = \sqrt{\sigma_{V_{\text{lon}}}^2 + \sigma_{V_{\text{lat}}}^2 + \sigma_{V_{\text{HRV}}}^2}$ , is larger than

20 km s<sup>−1</sup>, where  $\sigma_{V_{\text{lon}}}$ ,  $\sigma_{V_{\text{lat}}}$  and  $\sigma_{V_{\text{HRV}}}$  are the uncertainties of the velocity measurements in the direction of longitude,  $V_{\text{lon}}$ , latitude,  $V_{\text{lat}}$ , and heliocentric radial velocity,  $V_{\text{HRV}}$ .  $\sigma_{V_{\text{lon}}}$  and  $\sigma_{V_{\text{lat}}}$  are computed by taking the standard deviation of the Monte-Carlo (MC) sampling of  $V_{\text{lon}}$  and  $V_{\text{lat}}$ , computed for randomly selected right ascension (RA) and declination (DEC) proper motions, using the 2D Gaussian probability distribution with their measured mean, standard error and correlation between the RA and DEC proper motions, and distance from the Gaussian probability distribution of distance modulus with the mean of  $\mu_{\text{dm}}$  and a standard deviation of  $\mu_{\text{dm},e}$ . These selections left 191 Cepheids in our sample.

From this sample, we choose Cepheids around the Perseus arm. We adopt the position of the Perseus arm as determined by Reid et al. (2014), which provides the distance and angle to the reference point from the Sun and the pitch angle of the arm. We computed the mean distance between the Perseus arm and the Cepheids in our sample,  $d_{\text{Per}}$ , by MC sampling of the distance modulus for Cepheids and the distance between the Sun and the Galactic center of  $R_0 = 8.2 \pm 0.1$  kpc (Bland-Hawthorn & Gerhard 2016)<sup>1</sup>. We selected Cepheids within  $|d_{\text{Per}}| < 1.5$  kpc, which results in a final catalogue of 77 Cepheids (see Figure 1).

We compute the Galactocentric radial velocity,  $U_{\text{pec}}$ , and rotation velocity,  $V_{\text{pec}}$ , after subtracting the circular velocity of the disk at the location of each Cepheid. Again, we used 10,000 MC samples to estimate the uncertainties of  $U_{\text{pec}}$ ,  $V_{\text{pec}}$  and  $d_{\text{Per}}$ , taking into account the mean and uncertainties of the distance modulus and proper motion for individual Cepheids and all the relevant Galactic parameters, such as  $R_0 = 8.2 \pm 0.1$  kpc, the angular velocity of the Sun with respect to the Galactic center,  $\Omega_{\odot} = 30.24 \pm 0.12$  km s<sup>−1</sup> kpc<sup>−1</sup>, the solar peculiar motion with respect to the Local Standard of the Rest,  $(U_{\odot}, V_{\odot}, W_{\odot}) = (10.0 \pm 1.0, 11.0 \pm 2.0, 7.0 \pm 0.5)$  km s<sup>−1</sup> (Bland-Hawthorn & Gerhard 2016) and the radial gradient of circular velocity,  $dV_c/dR =$

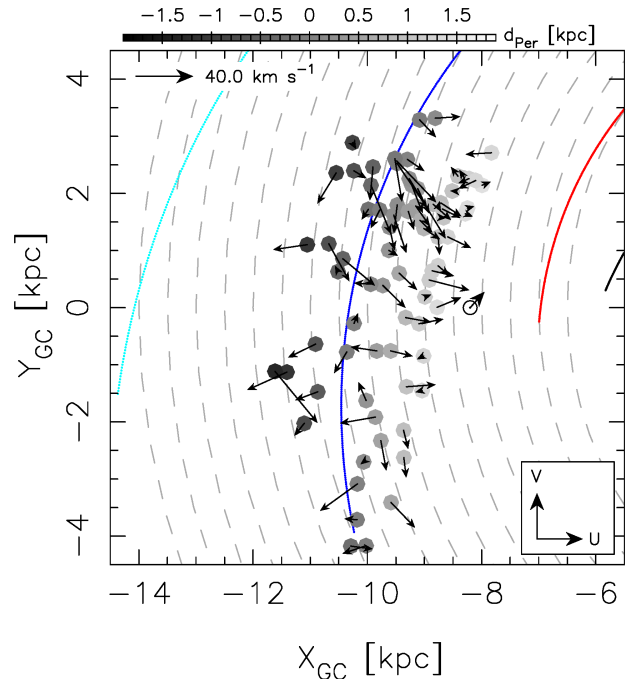


FIG. 1.— Face-on distribution of the selected Cepheids with arrows describing their peculiar velocities. Their distances relative to the Perseus arm,  $d_{\text{Per}}$ , are indicated by the shade of gray. The cyan, blue, red and black solid lines show the positions of the Outer, Perseus, Sagittarius and Scutum spiral arms, respectively, measured in Reid et al. (2014). The open circle indicates the position of the Sun and the arrow shows its peculiar motion.

$-2.4 \pm 1.2$  km s<sup>−1</sup> kpc<sup>−1</sup> (Feast & Whitelock 1997). We take the mean and standard deviation of  $U_{\text{pec}}$ ,  $V_{\text{pec}}$  and  $d_{\text{Per}}$  from the MC sample.

We first look at the correlation coefficient between  $U_{\text{pec}}$  and  $d_{\text{Per}}$  and between  $V_{\text{pec}}$  and  $d_{\text{Per}}$ . As shown in Figures 2a,b, there is a significant positive correlation for both  $U_{\text{pec}}$  and  $V_{\text{pec}}$  against  $d_{\text{Per}}$ . We measure the correlations for each MC sampling described above, and take the mean and dispersion of the measurements. Table 1 shows the correlation is statistically significant even after taking into account the observational errors and uncertainties of the Galactic parameters. The correlation is stronger in  $V_{\text{pec}}$  than  $U_{\text{pec}}$ .

Following the idea of Kawata et al. (2014), we compared the velocity distribution of 47 Cepheids on the trailing side (defined as  $0.2 < d_{\text{Per}} < 1.5$  kpc) and that of 16 Cepheids on the leading side ( $-1.5 < d_{\text{Per}} < -0.2$  kpc) of the Perseus arm<sup>2</sup>. We found a significant offset in the mean velocity of these samples as expected from the correlation with  $d_{\text{Per}}$  (see also Table 1). The mean velocity in both  $\langle U_{\text{pec}} \rangle$  and  $\langle V_{\text{pec}} \rangle$  is higher on the trailing side. To our knowledge, these results are the first statistically significant observational evidence of the difference in dynamical properties of stars on different sides of the spiral arm.

Furthermore, we calculated the vertex deviation,  $l_v = 0.5 \times \arctan(2\sigma_{UV}^2/(\sigma_U^2 - \sigma_V^2))$  (including the correction term suggested by Vorobyov & Theis 2008, for the case of  $\sigma_V > \sigma_U$ ), where  $\sigma_{UV}^2$  is the covariance between  $U_{\text{pec}}$

<sup>1</sup> In our MC sampling, for simplicity we fixed the pitch angle, but only changed the Galactocentric radius of the reference point of the Perseus arm for a sampled  $R_0$ , although the pitch angle also depends on  $R_0$ .

<sup>2</sup> We excluded Cepheids within  $|d_{\text{Per}}| < 0.2$  kpc considering the uncertainty of the central locus of the Perseus arm.

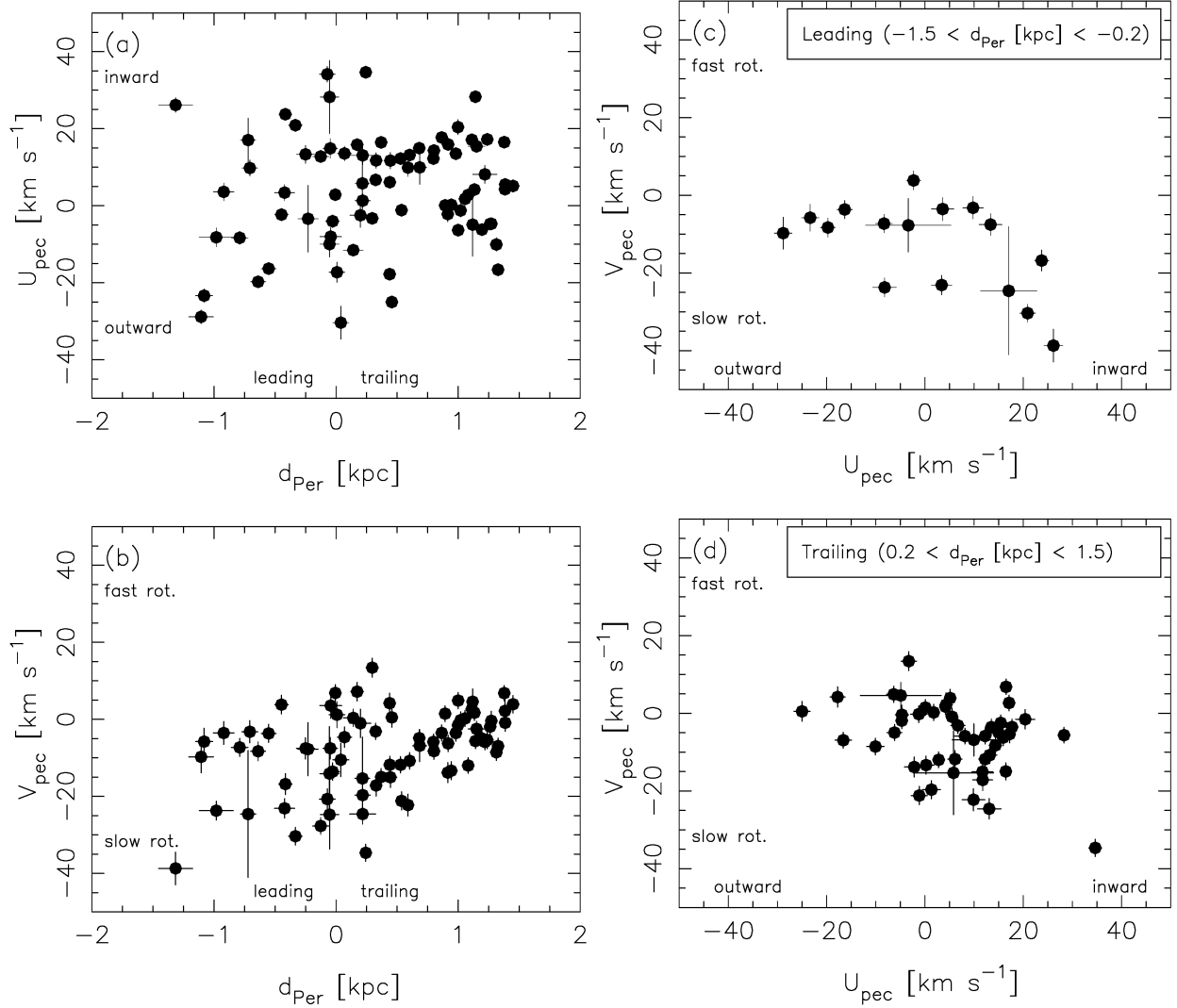


FIG. 2.— (a)  $U_{\text{pec}}-d_{\text{Per}}$  and (b)  $V_{\text{pec}}-d_{\text{Per}}$  distributions of our Cepheid sample. Note that  $U_{\text{pec}}$  is positive in the direction toward the Galactic center, and  $V_{\text{pec}}$  is positive in the direction of the Galactic rotation. (c)(d)  $U_{\text{pec}}-V_{\text{pec}}$  distributions of our Cepheid sample in leading and trailing sides of the Perseus arm, respectively.

TABLE 1  
KINEMATICS OF CEPHEIDS AND MODEL RESULTS

	Cepheids (number)	SDW ( $R_{\text{cr}} = 8$ kpc)	SDW ( $R_{\text{cr}} = 16$ kpc)	DYN ( $t = 2.59$ Gyr)	DYN ( $t = 2.62$ Gyr)
$U_{\text{pec}} - d_{\text{Per}}$ Corr.	$0.14 \pm 0.02$ (77)	$0.21 \pm 0.07$	$-0.80 \pm 0.02$	$-0.21 \pm 0.03$	$0.14 \pm 0.03$
$V_{\text{pec}} - d_{\text{Per}}$ Corr.	$0.40 \pm 0.03$ (77)	$-0.34 \pm 0.03$	$-0.47 \pm 0.03$	$0.062 \pm 0.04$	$0.15 \pm 0.03$
Trailing side ( $0.2 < d_{\text{Per}} < 1.5$ kpc)					
$\langle U_{\text{pec}} \rangle$ (km s $^{-1}$ )	$6.1 \pm 1.0$ (47)	$-7.0 \pm 0.5$	$-24.3 \pm 1.8$	$-11.4 \pm 0.9$	$4.6 \pm 0.8$
$\langle V_{\text{pec}} \rangle$ (km s $^{-1}$ )	$-6.3 \pm 2.0$ (47)	$-8.5 \pm 0.4$	$-8.5 \pm 0.7$	$-7.5 \pm 0.8$	$-3.8 \pm 0.8$
$l_v$ (deg)	$-27.6 \pm 2.4$ (47)	$-11.5 \pm 5.6$	$3.1 \pm 5.1$	$27.4 \pm 5.8$	$-42.4 \pm 5.2$
Leading side ( $-1.5 < d_{\text{Per}} < -0.2$ kpc)					
$\langle U_{\text{pec}} \rangle$ (km s $^{-1}$ )	$0.49 \pm 1.2$ (16)	$-10.4 \pm 2.9$	$21.5 \pm 0.7$	$-1.1 \pm 1.5$	$-3.0 \pm 1.4$
$\langle V_{\text{pec}} \rangle$ (km s $^{-1}$ )	$-13.4 \pm 2.0$ (16)	$-1.7 \pm 1.1$	$0.46 \pm 0.54$	$-11.2 \pm 1.0$	$-11.9 \pm 0.9$
$l_v$ (deg)	$-28.2 \pm 6.5$ (16)	$9.0 \pm 3.3$	$-1.2 \pm 10.9$	$20.8 \pm 2.9$	$22.5 \pm 1.9$

and  $V_{\text{pec}}$ , for the sample on the trailing and leading sides (see their  $U_{\text{pec}}-V_{\text{pec}}$  distribution in Figures 2c,d). The results are summarized in Table 1. On the leading side, the number of Cepheids in the sample is too small to measure  $l_v$  confidently. On the trailing side, in contrast, the vertex deviation is clearly negative, which is opposite to the positive one (about +20 deg) of the young stars in the local solar neighborhood (e.g. Dehnen & Binney 1998; Rocha-Pinto et al. 2004). To our knowledge, this is the first detection of the change of sign of the vertex deviation near the spiral arms. Such a change is expected in various spiral arm models (Roca-Fàbrega et al. 2014).

### 3. DYNAMICAL NATURE OF THE PERSEUS ARM

We compare our findings with  $N$ -body/hydrodynamic simulations with different spiral models. The simulations include self-gravity, radiative cooling, star formation, and stellar feedback (Saitoh et al. 2008; Saitoh & Makino 2009). The DYN arm model is a barred spiral galaxy formed from an initial axisymmetric model, spontaneously. The bar is an almost stable pattern, but the amplitudes, pitch angles, and rotational frequencies of the spiral arms change within a few hundred million years (Baba 2015). The SDW models are from Baba et al. (2016) and have a rigidly rotating two-armed spiral (external potential) with a pitch angle of 12 deg and a spiral amplitude of 3 %. To study the impact of the location of the co-rotation radius ( $R_{\text{cr}}$ ), we used two SDW models with  $R_{\text{cr}} = 8$  kpc (e.g. Fernández et al. 2001) and 16 kpc (e.g. Lin et al. 1969).

To compare the simulations with the observational data, we have applied the same analysis as Section 2 for the simulations. First we identify a spiral arm similar to the Perseus arm in terms of the Galactocentric radial range. Then, we selected young star particles (50–200 Myr) around the arm which are located in a radial and azimuthal range similar to that of our Cepheids sample. Note that the pitch angle of our SDW models are not tuned to match the Perseus arm, but the one to best explain both the Scutum and Perseus arms with a single pitch angle. Also, the pitch angle of the DYN model is changing as time goes on. Thus, for both SDW and DYN models we measure the distance of the particles from the gas arm (to be consistent with the identification of the arm by the star forming regions in Reid et al. 2014),  $d_{\text{arm}}$ , irrespective of the pitch angles of the spiral arms, and consider it same as  $d_{\text{Per}}$  for our Cepheids data analysis.

In Figure 3 we compare the the models with the results obtained in Section 2. SDW( $R_{\text{cr}} = 16$ ) reproduces none of the observed trend, and this model is clearly rejected. On the other hand, SDW( $R_{\text{cr}} = 8$ ) shows some degree of success in the positive correlation coefficient of  $U_{\text{pec}}-d_{\text{Per}}$  and a negative vertex deviation in the trailing side. However, this model fails to reproduce the positive correlation in  $V_{\text{pec}}-d_{\text{Per}}$ . Hence, we conclude that irrespective of the pattern speed, it is difficult for the SDW model to explain the observed features in Section 2. This does not mean that we can reject the SDW scenario. We have not explored models of different pitch angles and/or different strength of the arms. Our SDW model does not include the bar, which is likely to affect the dynamical features (e.g. Monari et al. 2016). Therefore, these different kinds of models need to be tested against our observed Cepheid

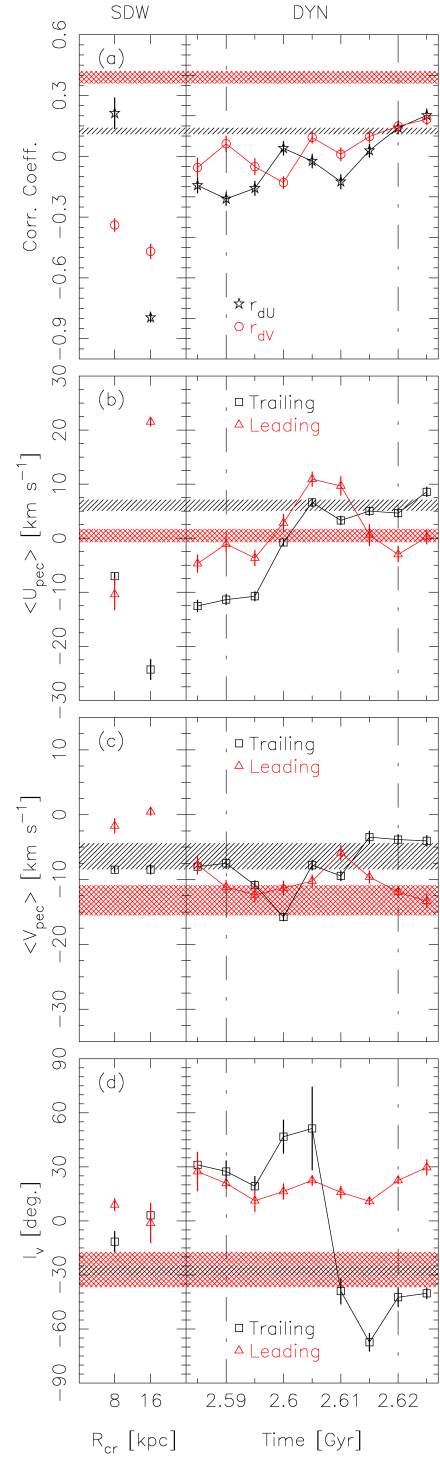


FIG. 3.— Comparison with the models. Horizontal shaded areas indicate the observed values (taken from Table 1). The symbols with error bars represent the model values. The error bars are estimated by using the bootstrap method.

kinematics. Still, the SDW spiral models tend to show a regular trend in stellar kinematics around the spiral arms (e.g. Roca-Fàbrega et al. 2014; Pasetto et al. 2016; Antoja et al. 2016). Therefore, we expect that the positive correlation of  $V_{\text{pec}}-d_{\text{Per}}$  is difficult to obtain in the SDW model alone.

Figure 3 shows the results around a spiral arm which

grew and was disrupted around  $t = 2.59$  and  $t = 2.62$  Gyr (indicated with vertical dot-dashed lines), respectively. As shown in Baba et al. (2013) and Grand et al. (2014), the kinematic properties of the stars around the DYN spiral arms change with time. As a result, the growing phase of the DYN arm (at  $t \sim 2.59$ ) is not consistent with the observed properties.

Among our models, the disruption phase (at  $t \sim 2.62$ ) of the DYN arm is qualitatively the best at reproducing the observed trends. The correlation coefficients between velocity are both positive as observed, although the correlation is stronger for  $V_{\text{pec}}-d_{\text{Per}}$  in the observational data. Both  $\langle U_{\text{pec}} \rangle$  and  $\langle V_{\text{pec}} \rangle$  are also in good agreement with our observational results, and the trailing side shows higher values than the leading side. The negative vertex deviation is also reproduced in the trailing side. On the other hand, the leading side shows less sensitivity of vertex deviation to the phase of the DYN arm, i.e. always positive, which is inconsistent with our observed trend. However, the measurement of vertex deviation in the leading arm is less reliable. Hence, the disruption phase of the DYN arm shows qualitative agreement with the high-confidence results of our Cepheid data. Considering that our  $N$ -body simulations are still far from the real Milky Way because of lack of physical processes and lack of observational constraints, it is striking to find this level of agreement between the disruption phase of our simulated DYN arm and the observed trends found in our Cepheid data. Hence, we conclude that the disruption phase of a DYN spiral arm like seen in our simulation, is the most likely scenario for the Perseus arm in the Milky Way.

Interestingly, according to Reid et al. (2014), the pitch

angle of the Perseus arm ( $9.4 \pm 1.4$  deg) is smaller than the Scutum arm ( $19.8 \pm 2.6$  deg), which is the other major arm.  $N$ -body simulations of DYN arms predict that the pitch angle of spiral arms in the disruption phase would be smaller, because the arms are winding and disrupting (Baba et al. 2013; Grand et al. 2013). Therefore, if the Perseus arm does indeed have a small pitch angle, it is also consistent with the arm being in the disruption phase. We will further test the disruption phase scenario of the Perseus arm with the future Gaia data releases.

We thank Nobuyuki Sakai for much useful advice on analysis of astrometric data. JB acknowledges the support from the Japan Society for the Promotion of Science (JSPS) Grant-in-Aid for Young Scientists (B) Grant Number 26800099. DK acknowledges the support of the UK's Science & Technology Facilities Council (STFC Grant ST/N000811/1). NM is grateful to Grant-in-Aid (KAKENHI, No. 26287028) from the Japan Society for the Promotion of Science (JSPS). JASH is supported by a Dunlap Fellowship at the Dunlap Institute for Astronomy & Astrophysics, funded through an endowment established by the Dunlap family and the University of Toronto. This work has made use of data from the European Space Agency (ESA) mission Gaia (<https://www.cosmos.esa.int/gaia>), processed by the Gaia Data Processing and Analysis Consortium (DPAC, <https://www.cosmos.esa.int/web/gaia/dpac/consortium>). Funding for the DPAC has been provided by national institutions, in particular the institutions participating in the Gaia Multilateral Agreement. The simulations reported in this paper were carried out on facilities of Center for Computational Astrophysics (CfCA), National Astronomical Observatory of Japan.

## REFERENCES

- Antoja, T., Roca-Fàbrega, S., de Bruijne, J., & Prusti, T. 2016, *A&A*, 589, A13
- Baba, J. 2015, *MNRAS*, 454, 2954
- Baba, J., Asaki, Y., Makino, J., Miyoshi, M., Saitoh, T. R., & Wada, K. 2009, *ApJ*, 706, 471
- Baba, J., Morokuma-Matsui, K., Miyamoto, Y., Egusa, F., & Kuno, N. 2016, *MNRAS*, 460, 2472
- Baba, J., Saitoh, T. R., & Wada, K. 2013, *ApJ*, 763, 46
- Bertin, G., & Lin, C. C. 1996, *Spiral structure in galaxies a density wave theory*, ed. G. Bertin & C. C. Lin
- Bland-Hawthorn, J., & Gerhard, O. 2016, *ARA&A*, 54, 529
- Bono, G., Marconi, M., Cassisi, S., Caputo, F., Gieren, W., & Pietrzynski, G. 2005, *ApJ*, 621, 966
- Dehnen, W., & Binney, J. J. 1998, *MNRAS*, 298, 387
- Dobbs, C., & Baba, J. 2014, *PASA*, 31, 35
- D’Onghia, E., Vogelsberger, M., & Hernquist, L. 2013, *ApJ*, 766, 34
- Feast, M., & Whitelock, P. 1997, *MNRAS*, 291, 683
- Fernández, D., Figueras, F., & Torra, J. 2001, *A&A*, 372, 833
- Fujii, M. S., Baba, J., Saitoh, T. R., Makino, J., Kokubo, E., & Wada, K. 2011, *ApJ*, 730, 109
- Gaia Collaboration et al. 2016a, *A&A*, 595, A2
- . 2016b, *A&A*, 595, A1
- Genovali, K. et al. 2014, *A&A*, 566, A37
- Grand, R. J. J., Kawata, D., & Cropper, M. 2012a, *MNRAS*, 426, 167
- . 2012b, *MNRAS*, 421, 1529
- . 2013, *A&A*, 553, A77
- . 2014, *MNRAS*, 439, 623
- Grand, R. J. J. et al. 2016, *MNRAS*, 460, L94
- Griv, E., Hou, L.-G., Jiang, I.-G., & Ngeow, C.-C. 2017, *MNRAS*, 464, 4495
- Hunt, J. A. S., Kawata, D., Grand, R. J. J., Minchev, I., Pasetto, S., & Cropper, M. 2015, *MNRAS*, 450, 2132
- Hunt, J. A. S., Kawata, D., Monari, G., Grand, R. J. J., Famaey, B., & Siebert, A. 2017, *MNRAS*, 467, L21
- Inno, L. et al. 2013, *ApJ*, 764, 84
- Kawata, D., Hunt, J. A. S., Grand, R. J. J., Pasetto, S., & Cropper, M. 2014, *MNRAS*, 443, 2757
- Lin, C. C., & Shu, F. H. 1964, *ApJ*, 140, 646
- Lin, C. C., Yuan, C., & Shu, F. H. 1969, *ApJ*, 155, 721
- Lindgren, L. et al. 2016, *A&A*, 595, A4
- Mel’nik, A. M., Rautiainen, P., Berdnikov, L. N., Dambis, A. K., & Rastorguev, A. S. 2015, *Astronomische Nachrichten*, 336, 70
- Michalik, D., Lindgren, L., & Hobbs, D. 2015, *A&A*, 574, A115
- Monari, G., Famaey, B., Siebert, A., Grand, R. J. J., Kawata, D., & Boily, C. 2016, *MNRAS*, 461, 3835
- Pasetto, S., Natale, G., Kawata, D., Chiosi, C., Hunt, J. A. S., & Brogliato, C. 2016, *MNRAS*, 461, 2383
- Reid, M. J. et al. 2014, *ApJ*, 783, 130
- Roca-Fàbrega, S., Antoja, T., Figueras, F., Valenzuela, O., Romero-Gómez, M., & Pichardo, B. 2014, *MNRAS*, 440, 1950
- Rocha-Pinto, H. J., Flynn, C., Scalo, J., Hänninen, J., Maciel, W. J., & Hensler, G. 2004, *A&A*, 423, 517
- Saitoh, T. R., Daisaka, H., Kokubo, E., Makino, J., Okamoto, T., Tomisaka, K., Wada, K., & Yoshida, N. 2008, *PASJ*, 60, 667
- Saitoh, T. R., & Makino, J. 2009, *ApJ*, 697, L99
- Sellwood, J. A., & Carlberg, R. G. 1984, *ApJ*, 282, 61
- Taylor, M. B. 2005, in *Astronomical Society of the Pacific Conference Series*, Vol. 347, *Astronomical Data Analysis Software and Systems XIV*, ed. P. Shopbell, M. Britton, & R. Ebert, 29
- Vorobyov, E. I., & Theis, C. 2008, *MNRAS*, 383, 817