

Mining Fix Patterns for FindBugs Violations

Kui Liu, Dongsun Kim, Tegawendé F. Bissyandé, Shin Yoo, and Yves Le Traon

Abstract—Several static analysis tools, such as Splint or FindBugs, have been proposed to the software development community to help detect security vulnerabilities or bad programming practices. However, the adoption of these tools is hindered by their high false positive rates. If the false positive rate is too high, developers may get acclimated to violation reports from these tools, causing concrete and severe bugs being overlooked. Fortunately, some violations are actually addressed and resolved by developers. We claim that those violations fixed recurrently are likely to be true positives, and an automated approach can learn to repair similar unseen violations.

In this paper, we first collect and track large-scale fixed and unfixed violations across revisions of software. It turns out that a small number of violation types are responsible for the majority of recurrently occurring violations and they are fixed with similar code changes. To automatically identify patterns in violations and their fixes, we propose an approach that utilizes convolutional neural networks and clustering. We then evaluate the usefulness of the identified fix patterns by applying them to unfixed violations. The results show that actual developers accepted and merged 69 of 116 fixes generated from the fix patterns. From the study, we observe the recurrences of fixed violations that may help prioritize violations, identify fix patterns from existing fixed violations, and resolve similar violations existing in the wild.

Index Terms—Fix pattern, pattern mining, program repair, FindBugs, static analysis violation.

1 INTRODUCTION

Modern software projects widely use static code analysis tools to assess software quality and identify potential defects. Several commercial [1], [2], [3] and open-source [4], [5], [6], [7] tools are introduced and integrated in many software projects, including operating system development projects [8]. For example, Java-based projects often adopt FindBugs [4] or PMD [5] while C projects use Splint [6], cppcheck [7], or Clang Static Analyzer [9]. Developers may benefit from the tools before running a program in real environments even though those tools do not guarantee that all identified defects are real bugs [10].

Static analysis can detect several types of defects such as security vulnerabilities, performance issues, and bad programming practices (so-called code smells) [11]. Recent studies denote those defects as **static analysis violations** [12] or **alerts** [13]. In the remainder of this paper, we simply refer to them as *violations*. Figure 1 shows a violation instance, detected by FindBugs, which is a violation of `BC_EQUALS_METHOD_SHOULD_WORK_FOR_ALL_OBJECTS` that means that the implementation of `equals(Object obj)` method should not make any assumption about the type of its argument `obj` [14]. It should return false if `obj` is not the same type as the object being compared. In this instance, when the type of argument `obj` is not the type `ModuleWrapper`, it would throw a `java.lang.ClassCastException`.

```
public boolean equals(Object obj) {
    // Violation Type:
    // BC_EQUALS_METHOD_SHOULD_WORK_FOR_ALL_OBJECTS
    return getModule().equals(
        ((ModuleWrapper) obj).getModule());
}
```

Fig. 1: Example of a detected violation, taken from *PopulateRepositoryMojo.java* file within the Commit `bdf3fe` in the `nbm-maven-plugin` project.

```
public boolean equals(Object obj) {
-   return getModule().equals(
-       ((ModuleWrapper) obj).getModule());
+   return obj instanceof ModuleWrapper &&
+       getModule().equals(
+           ((ModuleWrapper) obj).getModule());
}
```

Fig. 2: Example of fixing violation, taken from commit `0fd11c` of `nbm-maven-plugin` project.

Despite wide adoption and popularity of static analysis tools, accepting the results of the tools is a different story. Violations identified by static analysis tools are often ignored by developers [15], since static analysis tools may yield high *false positives*. Actually, a (false positive) violation may be (1) not a serious enough concern to fix, (2) less likely to occur in a runtime environment, or (3) just incorrectly identified due to the limitations of a tool. The outcome of high false positive rates can vary in different contexts. Developers may give up using static analysis tools or try to prioritize violations based on their own criteria.

On the other hand, we can regard a violation as **true positive** if it is removed by a source code change. Violation removal represents that a developer changes source code associated with a violation to remove it in the new revision of

- Kui Liu, Dongsun Kim, Tegawendé F. Bissyandé, and Yves Le Traon are with the Interdisciplinary Centre for Security, Reliability and Trust (Snt) at University of Luxembourg, Luxembourg.
E-mail: {kui.liu, dongsun.kim, tegawende.bissyande, yves.lettraon}@uni.lu
- Shin Yoo is with the School of Computing, KAIST, Daejeon, Republic of Korea.
E-mail: shin.yoo@kaist.ac.kr

1. <https://github.com/mojohaus/nbm-maven-plugin>

software. Otherwise, a violation can be considered ignored (i.e., not removed) or disappearing (a file or program entity is removed from a project) instead of being fixed. Figure 2 shows a code change for fixing a violation, which is a fixing patch, taken from `commit 0fd11c`, for the violation in Figure 1 by adding an `instanceof` check.

Different outcomes of violation resolutions motivate an investigation of (RQ1) *to what extent do violations recur in projects?* (RQ2) *what types of violations are fixed?* (RQ3) *what kinds of patterns do unfixed and fixed violations have respectively?* (RQ4) *how are the violations resolved if fixed?* and (RQ5) *can fix patterns help resolve similar violations?* The first question may provide an insight on what kinds of violations are recurrent in software projects. The second question may provide an insight on which violations are more likely to be *true* or *false* positive so that developers (or researchers as well) can focus on higher priority violations. From the third question, we can identify common code patterns of violations that could help understand why the source code commits violations. From the fourth question, for each violation type, we can derive fix patterns that may help understand common violation (or real bug) resolutions and may be used to similar unfixed violations. The last question may shed some light on the effectiveness of common fix patterns when applying them to potential defects.

To answer the above questions, we investigate violations and violation fixing changes collected from 730 open source Java projects. Our study first applies a static analysis tool (i.e., FindBugs) to every revision of a project; this procedure identifies violations in each revision. We then figure out a pair of consecutive revisions in which a violation is resolved (i.e., removed in the subsequent one) by changing a source code file: *violation fixing changes*. We further conduct empirical analyses on identified violations and fixed violations to investigate their recurrences and answer first two questions. After collecting distinct unfixed violations and fixed violations, we design an approach to identify common code patterns of unfixed violations and fixed ones based on Convolutional Neural Networks (CNNs) [16] and *X-means* clustering algorithm [17]. Currently, this paper does not justify why CNNs are the best tool for this task.

After collecting violation fixing changes from a large number of projects with GumTree [18], we leverage the same method for identifying code patterns of violations to mine fix patterns from fixing changes of fixed violations. The approach encodes a fixing change into a vector space using Word2Vec [19], extracts discriminating features using CNNs and gathers similar changes into a cluster using *X-means*. We then apply identified fix patterns to a subset of unfixed violations in our subjects, a subset of faults in Defects4J [20] and a subset of violations of 10 open source Java projects under their latest versions identified by FindBugs to evaluate the effectiveness of fix patterns.

Overall, this paper makes the following contributions:

- 1) **Large-scale violation collection and tracking:** our study reports the results of a large-scale collection of static analysis violations. In addition, this paper provides violation tracking results across project revision histories, which helps us figure out fixed/unfixed violations.

- 2) **Violation pattern mining:** we identify common patterns of fixed and unfixed violations by leveraging CNNs and *X-means* clustering. In addition, we discover common fix patterns of fixed violations.
- 3) **Pattern-based violation patching:** we apply the fix patterns to unfixed violations in programs, which shows the potential of automated patch generation based on the fix patterns.

We further highlight the following key insights:

- **Violation recurrences:** A small number of violation types are responsible for the majority of recurrent violations. We note that about 12% violation types account for 81.4% of all distinct violations, 15% fixed violation types account for 79.8% of all fixed violations, and recurrent violations mainly concentrate on three categories: *Dodgy code*, *Bad practice* and *Internationalization*. Except for the three categories, fixed violations have a high recurrence on *Performance* category as well. Additionally, there is no correlation between the recurrences in terms of occurred times of violations and numbers of their occurred projects. There is also no correlation between the recurrences of fixed violations and all detected violations.
- **Fix patterns can be applied to similar violations:** Fix patterns are indeed applied to fixing 40.6% of 500 unfixed violation samples in our subjects; and they can be used to fix 4 of 14 bugs localized by FindBugs in relevant faults in Defects4J; additionally, 69 of 113 patches generated by them for 10 open source Java projects have been accepted (merged + improved) by developers, 2 of them have been improved by developers to adopt the real bugs, and the remaining 67 have been merged into the corresponding projects directly.
- **Insights on violations:** Based on the observation of statistical data and the comments received during our live study, we obtain 5 special cases of unfixed violations, 5 implicit reasons of mining fix patterns and 8 insights on fixing violations. We further enumerate 5 implicit reasons why some violations are remaining unfixed. These useful insights could help improve the state-of-the-art static analysis and automated program repair techniques.

The remainder of this paper is organized as follows. We propose our study method of violations and their fixing changes mining based on CNNs in Section 2. Section 3 presents empirical study and experiments results to answer our research questions. The limitation of our study discussed in Section 4. Section 5 surveys related work. We conclude this paper with discussions of future work in Section 6.

2 METHODOLOGY

2.1 Overview

The goal of the study in this paper is to identify common patterns that either induce or fix static analysis violations. As shown in Figure 3, our study method consists of four steps: (1) applying a static analysis tool to collecting violations from programs, (2) tracking violations to figure out

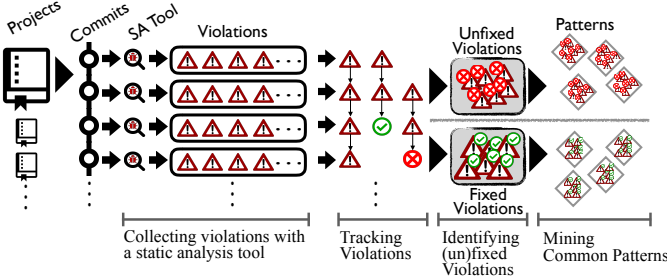


Fig. 3: Overview of our study method.

identical ones in a program history, (3) identifying fixed and unfixed violations, (4) mining common code patterns in each class of violations, and (5) mining common fix patterns in each class of fixed violations. The following sections explain more details of each step.

2.2 Collecting violations

To collect static analysis violations from a subject, we apply FindBugs [21] to every revision of subject studied in this paper. We use the most sensitive option to detect all types of violations defined in FindBugs violation descriptions [14]. For each individual violation instance, we record the violation type, enclosing program entity (e.g., project, class or method), commit id, file path, and position (i.e., start and end line numbers) where the violation is detected, which can be regarded as a six-value tuple. Figure 4 shows an example of a violation tuple.

```
<ViolationInstance>
  <ViolationType>NP_NULL_ON_SOME_PATH</ViolationType>
  <ProjectName>GWASpi-GWASpi</ProjectName>
  <CommitVersionID>b0ed41</CommitVersionID>
  <FilePath>src/main/java/org/gwaspi/gui/reports/
    Report_AnalysisPanel.java</FilePath>
  <StartLineNumber>89</StartLineNumber>
  <EndLineNumber>89</EndLineNumber>
</ViolationInstance>
```

Fig. 4: Example tuple of a violation taken from *Report_AnalysisPanel.java* file within Commit b0ed41 in GWASpi² project. The start line number and the end line number of a violation are the same, which indicates that the violation occurs in one single code line.

Since FindBugs requires compiled class files rather than source code, and identifying fixed violations needs to scan all commits in a project, it is necessary to automate the process of compiling each commit version of each project. In this study, we accept projects that can be built by *Apache Maven* [22], a build automation management tool. We apply maven build commands (e.g., ‘*mvn package install*’) to compiling each revision in 2014 projects we have collected: where 730 of them turn to be able to build automatically.

2.3 Tracking violations

Violation tracking is necessary to find out identical violations between consecutive revisions. Static analysis tools often report violations with line numbers in source code files. Even a commit modifies other lines in a source file than the location of a violation, it might be unable to

use line numbers for matching identical violations between two consecutive revisions. If tracking is not precise, the identification of fixed violations may suffer from many false positives and negatives (i.e., identifying unfixed ones as fixed ones or vice versa).

To match potential identical violations between revisions, our study follows the method proposed by Avgustinov et al. [23]. This method has three different violation matching heuristics when a file containing violations is changed. The first heuristic is (1) location-based matching; if a (potential) matching pair of violations is in a diff pair (i.e., code churn), it compares the offset of the corresponding violations in the code churn. If the difference of the offset is equal to or lower than 3, we regard the matching pair as an identical violation. When a matching pair is located in two different code churns (between two revisions), we use (2) snippet-based matching. If two text strings of the code churns (corresponding to the same type of violations in two revisions) are identical, we can match those violations. When the two previous heuristics are not successful, our study applies (3) hash-based matching, which is useful when a file containing a violation is moved or renamed. This matching heuristic first computes the hash value of adjacent tokens of a violation. It then compares the hash values between two revisions. More details are available from [23].

There have been several other techniques developed to do this task. For example, Spacco et al. [24] proposed a fuzzy matcher. It can match violations in different source locations between revisions even when a source code file has been moved by package renaming. Other studies [25], [26] also provide violation matching heuristics based on software change histories. However, these are not precise enough to be automatically applied to a large number of violations in a long history of revisions [23].

2.4 Identifying fixed violations

Once violation tracking is completed, we can figure out the resolution of an individual violation. Violation resolution can result in three different outcomes. (1) A violation can disappear due to deleting a file or a method enclosing the violation. (2) A violation exists at the latest revision after tracking, which indicates that the violation has not been fixed so far. (3) A violation can be resolved by changing specific lines of source code. Previous studies represent the first and second outcomes as unactionable violations [25], [26], [27] or false positives [24], [28], [29] while the third one is called actionable violations or true positives. In this study, we represent the first and second outcomes as *unfixed violations*, and the third one as *fixed violations*.

To identify fixed and unfixed violations, we inspect violation tracking results. Starting from the origin of a violation, we follow subsequent revisions since violation tracking connects identical violations between consecutive revisions. If a subsequent revision has no matching violation, the violation is resolved by disappearing or being fixed. If the violation location in the source code is in a diff pair, we classify it as a *fixed violation*. Otherwise, it is an *unfixed violation*.

2. <https://github.com/GWASpi/GWASpi>

2.5 Mining common code patterns

Our goal of this step is to understand how a violation is induced. To achieve the goal, we mine code fragments where violations are detected and identify common patterns of unfixed and fixed violations. This study leverages CNNs [16], [30], [31] and X-means cluster algorithm [17] to extract common patterns. Before describing our approach of mining common code patterns, we formalize the definition of the code pattern, which is necessary to explain our approach.

2.5.1 Preliminaries

In this study, a *code pattern* represents an abstract representation of similar source code fragments. Some violations can be detected at similar code fragments that can be summarized as a code pattern. A code pattern is defined as below:

Definition 1. Code Pattern (CP): A *code pattern* is a three-value tuple as following:

$$CP = (Sce_a, Sce_c, cctx) \quad (1)$$

where Sce_a is a set of abstract source code entities (See Definition 2) of which *identifiers* are abstracted from concrete representations of specific *identifiers* that will not affect the attributes of the code pattern. Sce_c is a set of concrete source code entities of which *identifiers* are concrete. Abstract entities represent that the entities of a code pattern can be specified for actual instances while concrete entities indicate characteristics of a code pattern and cannot be abstracted. Otherwise, the attributes of the code pattern will be changed. $cctx$ is a set of code contexts (See Definition 3) that is used to explain the relationships among all entities in this code pattern.

Definition 2. Source Code Entity (Sce): A *source code entity* (hereafter entity) is a pair of type and identifier, which denotes a node in an AST. It can be represented as:

$$Sce = (Type, Identifier) \quad (2)$$

where *Type* is an AST node type and *Identifier* is a textual representation (i.e., raw token) of an AST node, respectively.

Definition 3. Code Context (Ctx): A *code context* is a three-element tuple, which is extracted from the refined AST tree (see Section 2.5.2) of a code block. It can be represented as:

$$Ctx = (Sce, Sce_p, cctx) \quad (3)$$

where Sce is an entity and Sce_p is the parent entity of Sce . When Sce is a root entity, $Sce_p = \emptyset$. $cctx$ is a list of code contexts that are the children of Ctx . When Sce is a leaf node entity, $cctx = \emptyset$.

Figure 5 shows an example of a code pattern extracted from the source code. Sce_a contains an array type entity ($ArrayType, T[]$), a variable name entity ($Variable, var$), and a number literal entity ($NumberLiteral, \#$), where $T[]$ is abstracted from the identifier `String[]` of ($ArrayType, String[]$), var is abstracted from the identifier `list` in ($Variable, list$), and identifier `#` is abstracted from the number literal `0`. The three identifiers of the three entities can also be abstracted from other related similar entities, which will not change the attributes

Source Code:

```
return (String[]) list.toArray(new String[0]);
```

A Code Pattern:

```
return (T[]) var.toArray(new T[#]);
```

$Sce_a = \{(ArrayType, T[]), (Variable, var), (NumberLiteral, \#)\}$.

$Sce_c = \{(ReturnStatement, return), (Method, toArray)\}$.

$cctx = \{$

$c_1, ((ReturnStatement, return), (null, null), [1$

$c_2, (CastExpression, (T[])), (ReturnStatement, return), [2$

$c_3, ((ArrayType, T[]), (CastExpression, (T[])), \emptyset),$

$c_4, ((MethodInvocation, var.toArray), (CastExpression, (T[])), [4$

$c_5, ((Variable, var), (MethodInvocation, var.toArray), \emptyset),$

$c_6, ((Method, toArray), (MethodInvocation, var.toArray), [6$

$c_7, ((ArrayCreation, new T[]), (MethodInvocation, var.toArray), [7$

$c_8, ((ArrayType, T[]), (ArrayCreation, new T[]), \emptyset),$

$c_9, ((NumberLiteral, \#), (ArrayCreation, T), \emptyset)]_7)_6]_4]_2]_1$

$\}$.

$CP = (Sce_a, Sce_c, cctx)$.

Fig. 5: Example of a graphic representation of a code pattern.

of this pattern. Sce_c consists of a (`ReturnStatement, return`) entity and a method invocation entity (`Method, toArray`). The identifiers of the two entities cannot be abstracted, otherwise, the attributes of this pattern will be changed. If extracting code pattern from the code at the level of violated source code expression (i.e., the code pattern is `(T[]) var.toArray(new T[#])`), the (`ReturnStatement, return`) node entity can be abstracted as a null entity because this node entity will not affect this code pattern.

$cctx$ contains a code context that explains the relationships among these entities, of which code block is a `ReturnStatement`. c_1 is the code context of the root source code entity `ReturnStatement` and consists of three values. The first one is the current Sce that contains a *Type* and a *Identifier*. The second one is the Sce_p of the current Sce which is null as Sce is a root entity. The last one is a list of code contexts which are c_1 's children. It is the same as others. c_2 is the direct child of c_1 . c_3 and c_4 are the direct children of c_2 . The source code entity of c_3 is a leaf node entity, as a result, its child set is null. It is the same as others.

2.5.2 Refining AST

In our study, code patterns are extracted with the tokens of code fragments, and tokens are the Abstract Syntax Tree (AST) node type and the identifier of a code node in the AST tree. According to our experiments, we find that some unnecessary and avoidable tokens, generated by the nodes that will be specified as `SimpleName` leaf nodes in generic AST trees of code fragments, can interfere feature learning of code fragments. For example, in Figure 6, the variable node `list` is presented as (`SimpleName, list`), and the method node `toArray` is also presented as (`SimpleName, toArray`) at the leaf node in the generic AST tree. As a result, it may be challenging to distinguish the two nodes from each other. Hence, a method of refining generic AST tree is designed to reduce this kind of interference.

Algorithm 1 illustrates the algorithm of refining a generic AST tree. The refined AST tree keeps the basic construct of

Algorithm 1: Refining a generic AST tree.

Input: A generic AST tree T .
Output: A refined AST tree T_{rf} .

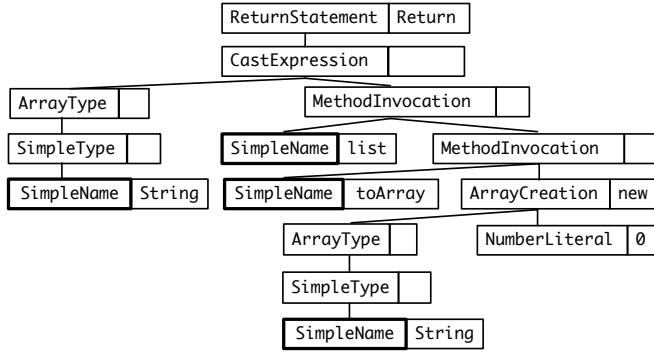
Function *refineAST*(T)

```

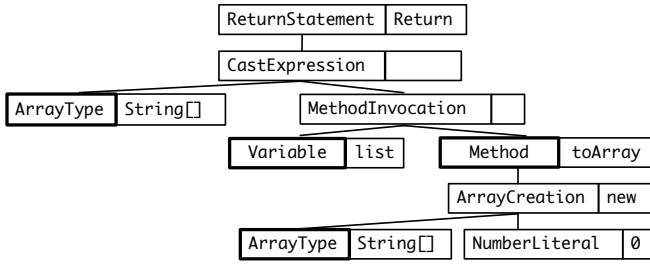
1   $r \leftarrow T.currentNode$ ;
2   $T_{rf}.currentNode \leftarrow r$ ;
3  if  $r$ 's label can be a SimpleName node then
4      //  $r$ 's label can be specified as a SimpleName leaf node;
5      Remove SimpleName-related children from  $r$ ;
6      Update  $r$  to ( $r.Type$ ,  $r.Label.identifier$ ) in  $T_{rf}$ ;
7
8  foreach  $child \in r.children$  do
9       $children_{rf}.add(refineAST(child))$ ;
10      $T_{rf}.currentNode.children \leftarrow children_{rf}$ ;
11 return  $T_{rf}$ ;
```

A Node:

Node Type	Identifier
-----------	------------



Tree A: the generic AST tree.



Tree B: the refined AST tree.

Fig. 6: Generic and Refined AST examples.

the generic AST tree. If the label of a current node can be specified as a SimpleName leaf node in generic AST tree, the node will be simplified as a single-node construct by combining its discriminating grammar type and its label (i.e., identifier), and its label-related children will be removed in the refined AST tree.

Figure 6 shows the architectures respectively of the generic AST tree and of the refined AST tree of the source code in Figure 5. First, the refined tree presents a simplified architecture. Second, it becomes easier to distinguish some different nodes with the refined AST tree than the generic AST tree nodes. The node of array type `String[]` is simplified as (`ArrayType`, `String[]`), the variable (`SimpleName`, `list`) is simplified as (`Variable`, `a`), and the method invocation of `toArray` is simplified as (`Method`, `toArray`). Although the method node `toArray` can be identified by visiting its parent node (i.e., `MethodInvocation`), it requires more steps to obtain this information. In the refined

AST tree, the two nodes are presented as (`Variable`, `list`) and (`Method`, `toArray`) respectively. Consequently, it becomes easier to distinguish the two nodes with the refined AST tree than the generic AST tree nodes.

2.5.3 Pattern mining process

To understand how a violation is induced, we design an approach to mine common code patterns of detected violations. The patterns can interpret these violations with their representatives. This approach involves two phases: data preprocessing and violation patterns mining, as illustrated in Figure 7.

Overall, a given violation is parsed with a refined AST tree and converted into a token vector. Token vectors are further embedded with Word2Vec [32] and converted into numeric vectors which are fed to Convolutional Neural Networks (CNNs) to learn discriminating features of violations. Similar code fragments of violations are gathered into a cluster by applying *X-means* clustering algorithm to learned features of violations. Finally, code patterns of violations are manually identified from clustered violations.

2.5.4 Data preprocessing

The static analysis tool we used, i.e., FindBugs, reports violations by specifying the start line and end line of a code hunk that is relevant to a violation. It is challenging to mine common code patterns from these code hunks directly. In this study, we utilize CNNs to learn discriminating features for violations by feeding the networks with numeric vector representations of violations. As a result, it is necessary to preprocess violations and represent them with numeric vectors.

Violation tokenization

In order to represent violations with numeric vectors, in this study, violations are tokenized into textual vectors in the first step. All code hunks of violations are parsed with the refined AST tree and are tokenized into textual vectors by traversing their refined AST trees with the depth-first search algorithm to obtain two kinds of tokens: one is the AST node type and another is the identifier (i.e., raw token) of this node. For example, the code “`int a`” is tokenized as a vector of four tokens (`PrimitiveType`, `int`, `Variable`, `a`). A given violation is thus represented as a vector of such tokens. Noisy information of nodes (e.g., meaningless variable names such as ‘`a`’, ‘`b`’, etc.) can interfere with identifying similar violations. Thus, all variable names are renamed as the combination of their data type and string ‘`Var`’. For example, variable `a` in “`int a`” is renamed as `intVar`.

Token embedding with Word2Vec

Widely adopted deep learning techniques require numeric vectors with the same size as the format of input data. Thus, token vectors of violations are further embedded and converted into numeric vectors with the same size.

Tokens embedding is performed with Word2Vec [32] which can yield a numeric vector for each unique token. Eventually, a violation is then embedded as a two-dimensional numeric vector (i.e., a vector of the vectors embedding the tokens). Since token vectors may have different sizes throughout violations, the corresponding numeric

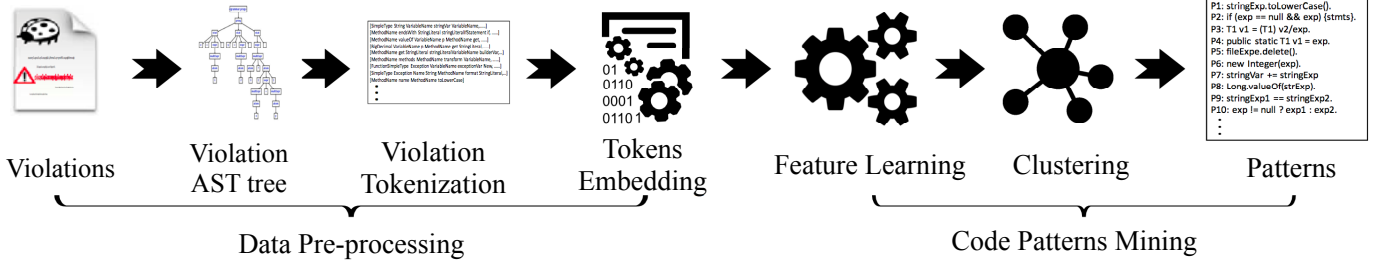


Fig. 7: Overview of our code patterns mining method.

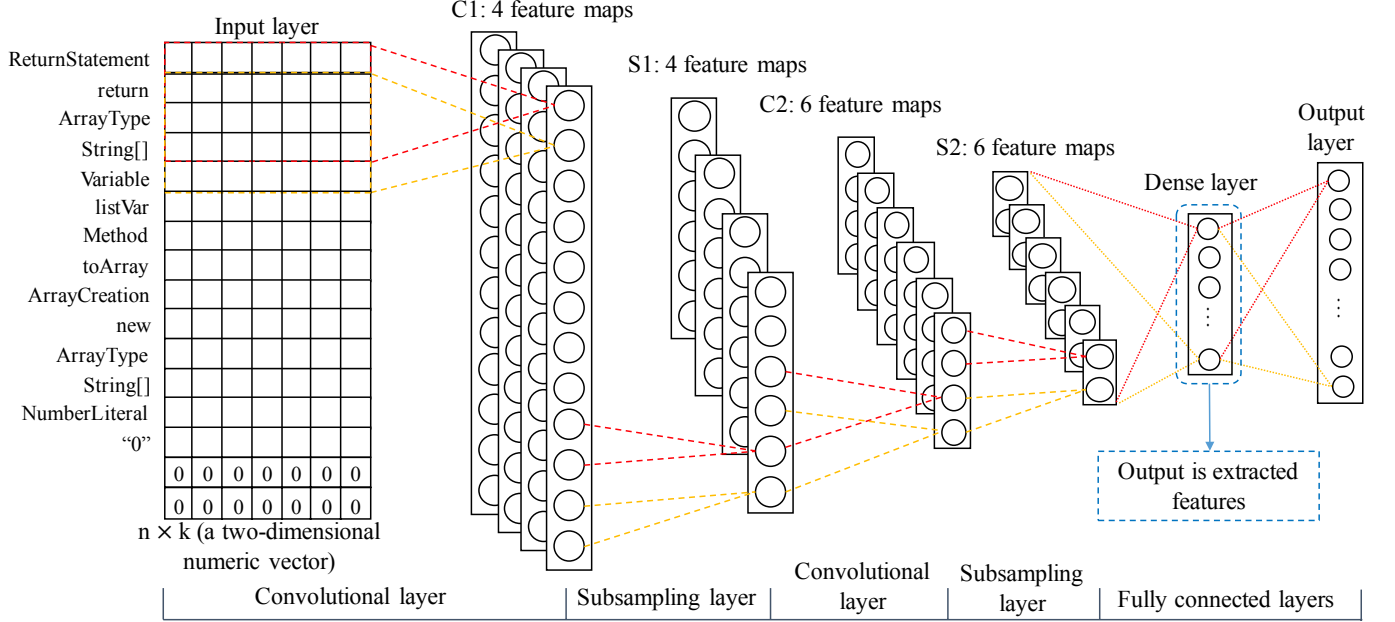


Fig. 8: CNN architecture of extracting features. C1 is the first convolutional layer, and C2 is the second one. S1 is the first subsampling layer, and S2 is the second one. The output of dense layer is considered as extracted features of code fragments and will be used to do clustering.

vectors must be padded to comply with deep learning algorithms requirements. We follow the workaround tested by Wang et al. [33] and append 0 to all vectors to make all vector sizes consistent with the size of the longest vector.

Word2Vec³, a two-layer neural network, was created by a team of researchers led by Tomas Mikolov [34] at Google. Its main purpose is to embed words, i.e., convert each word into a numeric vector.

Numerical representations of tokens can be fed to deep learning neural networks or simply queried to identify relationships among words. For example, relationships among words can be computed by measuring cosine similarity of vectors, given that Word2Vec strives to regroup similar words together in the vector space. Lack of similarity is expressed as a 90-degree angle, while complete similarity of 1 is expressed as a 0-degree angle. For example, in our experiment, 'true' and 'false' are `boolean` literal in Java. There is a cosine similarity of 0.9433768 between 'true' and 'false', the highest similarity between 'true' and any other token.

The left side of Figure 8 shows how a violation is vectorized. The $n \times k$ represents a two-dimensional numeric vector of an embedded and vectorized violation, where n is the number of rows and denotes the size of the token

vector of a violation. A row represents a numeric vector of an embedded token. k is the number of columns and denotes the size of a one-dimensional numeric vector of an embedded token. The last two rows represent the appended 0 to make all numeric vector sizes consistent.

2.5.5 Code Patterns Mining

Although violations can be parsed and converted into two-dimensional numeric vectors, it is still challenging to mine code patterns given that noisy information (e.g., specific meaningless identifiers) can interfere with identifying similar violations. Deep learning has recently been shown promising in various software engineering tasks [16], [33], [35]. In particular, it offers a major advantage of requiring less prior knowledge and human effort in feature design for machine learning applications. Consequently, our method is designed to deeply learn discriminating features for mining code patterns of violations. We leverage CNNs to perform deep learning of violation features with embedded violations, and also use *X-means* clustering algorithm to cluster violations with learned features.

Feature learning with CNNs

Convolutional Neural Networks (CNNs) are biologically-inspired variants of multi-layer artificial neural networks [30]. In our study, the used model of CNNs is

3. <https://code.google.com/archive/p/word2vec/>

LeNet5 [36], which consists of lower-layers and upper-layers. The lower-layers are composed of alternating convolutional and subsampling layers which are local-connected to capture the local features of input data. The upper-layers are fully-connected and corresponding to traditional multi-layer perceptrons (a hidden layer and a logistic regression classifier), which can synthesize all local features captured by previous lower-layers.

Figure 8 shows the CNNs architecture for learning violation features. The input is two-dimensional numeric vectors of preprocessed violations. The alternating local-connected convolutional and subsampling layers are used to capture the local features of violations. The dense layer compresses all local features captured by former layers. We select the output of the dense layer as the learned violation features to cluster violations.

Violations Clustering and Patterns Identifying

With learned features of violations, cluster violations with *X-means* clustering algorithm which is an extended *K-means* algorithm and can estimate the *K* value of *K-means* based on Bayesian Information Criterion effectively and automatically. In this study, we use Weka’s implementation [37] of *X-means* to cluster violations. Finally, we manually identify code patterns of violations from clustered similar code fragments of violations.

2.6 Mining Common Fix Patterns

The goal of this step is to understand how a violation is resolved by developers. To achieve this goal, we collect patches of fixed violations and identify their common fix patterns. The approach of mining common fix patterns is similar to mining common code patterns. The differences are the data collection and tokenization. Before describing our approach of mining common fix patterns, we formalize the definitions of the patch and the fix pattern, which is necessary to explain our approach.

2.6.1 Preliminaries

A patch represents a modification carried on a program source code to repair the program which was brought to an erroneous state at runtime. A patch thus captures some knowledge on modification behavior, and similar patches may be associated with similar behavioral changes. To understand how violations are resolved, the patch and the fix pattern are formalized in following paragraphs.

Definition 4. Patch (P): A *patch* is a pair of source code fragments, one representing a buggy version and another as its updated (i.e., bug-fixing) version. In the traditional GNU diff representation of patches, the buggy version is represented by lines starting with `-`, while the fixed version is represented by lines starting with `+`. A patch is formalized as:

$$P = (Frag_b, Frag_f) \quad (4)$$

where *Frag_b* and *Frag_f* are fragments of buggy/fixing code, respectively; both are a set of text lines. Either of the two sets can be an empty set but cannot be empty simultaneously. If *Frag_b* = \emptyset , the patch purely adds a new line(s) to fix a bug. On the other hand, the patch only

DiffEntry of a patch:

```
@@ -1246,1 +1246,1 @@
- return (String[]) list.toArray(new String[0]);
+ return (String[]) list.toArray(
+     new String[list.size()]);
```

Fig. 9: Example of a patch taken from *FilenameUtils.java* file within Commit 09a6cb in commons-io⁴ project.

Abstract representation of a patch:

```
@
var: a list variable.
T: the parameterized type of a list.
@
- (T[]) var.toArray(new T[0]);
+ (T[]) var.toArray(new T[var.size()])
```

Fig. 10: Example of an abstract representation of the patch in Figure 9.

removes a line(s) if *Frag_f* = \emptyset . Otherwise (i.e., both sets are not empty), the patch replaces at least one line.

Figure 9 shows an example of a patch which fixes a bug of converting a *String List* into a *String Array*. *Frag_b* is the line that starts with `-` while *Frag_f* is the lines that start with `+`.

By analyzing the differences between the buggy code and the fixing code of the patch in Figure 9, the patch can be manually summarized as an abstract representation shown in Figure 10 which could be used to address similar bugs. Abstract representation indicates that specific identifiers and types are abstracted from concrete representation.

Abstract patch representations can be formally defined as *fix patterns*. Coccinelle [38] and its semantic patches provide a metavariable example of how fix patterns can be leveraged to systematically apply common patches, e.g., to address collateral evolution due to API changes [39]. Manually summarizing fix patterns from patches is however time-consuming. Thus, we are investigating an automated approach of mining fix patterns. To that end we first provide a formal definition of a fix pattern.

Definition 5. Fix Pattern (FP): A *fix pattern* is a pair of a *code context* extracted from a buggy code block and a set of *change operations*, which can be applied to a given buggy code block to generate fixing code. This can be formalized as:

$$FP = (Ctx, CO) \quad (5)$$

where *Ctx* represents the code context that is an abstract representation of the buggy code block. *CO* is a set of change operations (See Definition 6) to be applied to modifying the buggy code block.

Definition 6. Change Operation (O): A *change operation* is a three-value tuple which contains a change action, a source code entity and a set of sub change operations. This can be formalized as:

$$O = (Action, Sce, CO) \quad (6)$$

where *Action* is an element of an action set (i.e., {UPD, DEL, INS, MOV}) working on the entity (*Sce*). UPD is an *update* action which means updating the target entity, DEL is a *delete* action which denotes deleting the target entity, INS is an *insert* action which represents inserting a new entity,

4. <https://commons.apache.org/proper/commons-io/>

Fig. 11: Overview of our fix patterns mining method.

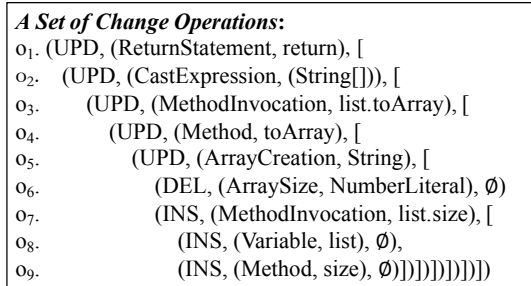


Fig. 12: A set of change operations of the patch in Figure 9.

and *MOV* is a *move* action which indicates moving the target entity. *CO* is a set of sub change operations working on the sub entities of the current action's entity. When an operation acts on a leaf node entity, $CO = \emptyset$.

For example, Figure 12 shows the set of change operations of the patch in Figure 9. o_1 is the change operation working on the root entity `ReturnStatement`. `UPD` is the *Action*, `(ReturnStatement, return)` is the root entity being acted, and o_2 is the sub change operation acting on the sub entity `CastExpression` of the root entity. It is the same as others. o_6 , o_8 , and o_9 are the change operations working on leaf node entities. So that, the sets of their sub change operations are null.

A fix pattern is used as a guide to fix a bug. The fixing process is defined as a *bug fix process* presented in Appendix A for interested readers.

2.6.2 Pattern mining process

Figure 9 shows a concrete patch that can only be used to fix related specific bugs as it limits the syntax and semantic structure of the buggy code. The statement is limited to be a Return Statement and the parameterized type of the List and the Array is also limited to String. Additionally, the variable name list can also interfere with the matching between this patch and similar bugs. However, the abstract patch in Figure 10 abstracts the aforementioned interferon, which can be matched with various mutations of the bug converting a List into an Array. Hence, it is necessary to mine common patch patterns from massive and various patches for specific bugs.

Our conjecture is that *common fix patterns* can be mined from large change sets. Exposed bugs are indeed generally not new and common fix patterns may be an immediate and appropriate way to address them automatically. For example, when discussing the deluge of buggy mobile software, Andy Chou, a co-designer of the Coverity bug

finding tool, reported that, based on his experience, the found bugs are nothing new and are “actually well-known and well-understood in the development community - the same *use after free* and *buffer overflow* defects we have seen for decades” [10].

Consequently, we design an approach to mine common fix patterns by extracting changes that represent developers' corrections of violations. Figure 11 illustrates the process of mining common fix patterns that consists of two phases: data preprocessing and fix patterns mining.

Overall, for a fixed violation, comparing the identified buggy code file (i.e., the localized violation file) against the fixed code file (i.e., the fixed violation file) can extract the associated patches that are further parsed with GumTree⁵ and converted into token vectors. Token vectors are then embedded using Word2Vec and represented with numeric vectors that are fed to CNNs to learn discriminating features of patches. Similar patches are gathered into a cluster by applying *X-means* clustering algorithm to learned features of patches. Finally, fix patterns of violations are manually identified from clustered patches.

Data Preprocessing.

As defined in Definition 5, a fix pattern contains a set of change operations, which can be inferred by comparing the buggy and fixed versions of source code files. In our study, code changes of a patch are described as a set of change operations extracted with GumTree, an open-source, fine-grained and accurate source code differencing tool [18]. Figure 12 shows an example of the change operation set that is the extracted results of the patch in Figure 9.

All patches are tokenized into textual vectors by traversing their AST-level diff tree with the deep-first search algorithm and extracting the action string (e.g., `UPD`), the entity type (e.g., `ReturnStatement`) and the entity identifier (e.g., `return`) as tokens of a change action (e.g., `UPD ReturnStatement return`). A given patch is thus represented as a list of such tokens, further embedded and vectorized as a numeric vector using the same method described in Section 2.5.4.

Fix Patterns Mining.

Patches can be considered as a special kind of natural language text, which programmers leverage daily to request and communicate changes in their community. Currently available patch tools only perform directly the specified operations (e.g., remove and add lines for GNU diff) so

5. <https://github.com/GumTreeDiff/gumtree>




Fig. 13: Quantity distributions of violation types sorted by their occurrences. The x-axis represents arbitrary id numbers assigned to violation types. The y-axis represents the percentages of their occurrences in all violations.

far without the interpretation of what the changes are about. Although all patches can be parsed and converted into two-dimensional numeric vectors, it is still challenging to mine fix patterns given that noisy change information (e.g., specific changes) can interfere with identifying similar patches. Thus, our method is designed to effectively learn discriminating features of patches for mining fix patterns.

We leverage CNNs to perform deep learning of patch features with preprocessed patches, and *X-means* clustering algorithm to cluster patches with learned features. The details are the same as the approach of mining common code patterns. Finally, fix patterns of violations are manually identified from clustered patches as well.

3 EMPIRICAL STUDY

3.1 Datasets

To identify violation fixing changes from real programs, we first collect open source projects from Github.com. Based on GHTorrent [40], a curation database for Github.com, we select projects satisfying our criteria: (1) a project has, at least, 500 commits, (2) its main language is Java, and (3) it is not forked from another project. The requirement (minimum number of commits) is necessary to collect a sufficient number of violations, which will be used for violation tracking. As a result, 2014 projects are collected.

For each project, we execute FindBugs on every revision (i.e., committed version) by traversing its revision history. As described in Section 2.2, each revision is built by running *Apache Maven* [22] to obtain compiled classes, which is required by FindBugs. Since some projects are not managed by *Apache Maven*, not all projects are available to be applied with FindBugs. In addition, there are no successfully built revisions for a certain set of projects on which we cannot execute FindBugs. If a project has at least two revisions in which FindBugs can successfully identify violations, we apply the tracking procedure described in Section 2.3 to collecting data.

Table 1 shows the number of projects and violations used in this study. There are 730 projects with 291,615 commits where 250,387,734 violations are detected; these violations are associated with 400 types defined by FindBugs. After applying our violation tracking method presented in Section 2.3 to these violations, as a result, 16,918,530 distinct violations are identified.

TABLE 1: Subjects used in this study.

# Projects	730
# Commits	291,615
# Violations (detected)	250,387,734
# Distinct violations	16,918,530
# Violations types	400

3.2 Statistics on detected violations

In this section, we focus on investigating **RQ1**: “to what extent do violations recur in projects?” from three aspects of violations: number of occurrences, spread in projects and category distributions.

There are 16,918,530 distinct violations distributed throughout 400 types in our dataset. Our conjecture is that only some violation types are recurrent in software projects. We investigate which violation types are common by checking their recurrences in terms of quantity (i.e., how many times they occur overall) and in terms of spread (i.e., in how many projects they occur). The detailed data are available at: <https://github.com/FixPattern/Violation>.

Common types by number of occurrences.

Figure 13 shows the quantity distributions of all detected violation types. The x-axis represents arbitrary id numbers assigned to violation types following the number of times that occur in our dataset. The id mapping considered in this figure by sorting occurrences (i.e., id=1 corresponds to the most occurring violation type) will be used in the rest of this paper unless otherwise indicated. The *Order_1* of Table 4 presents the mapping of top 50 types. The whole mapping is available at the aforementioned website for interested readers.

It is noted from the obtained distribution that violation occurrences for the top 50 violation types account for 81.4% of all violation occurrences. These types correspond only to about 12% of FindBugs violation types. These statistics corroborate our conjecture that most violation instances are associated with a limited subset of violation types.

Figure 13 further highlights the category of each violation type according to the categorization by FindBugs. We note that all categories are represented among most and least occurring violations alike.

Common types by spread in projects

Figure 14 illustrates to what extent the various violation types appear in projects. The id numbers for violation types

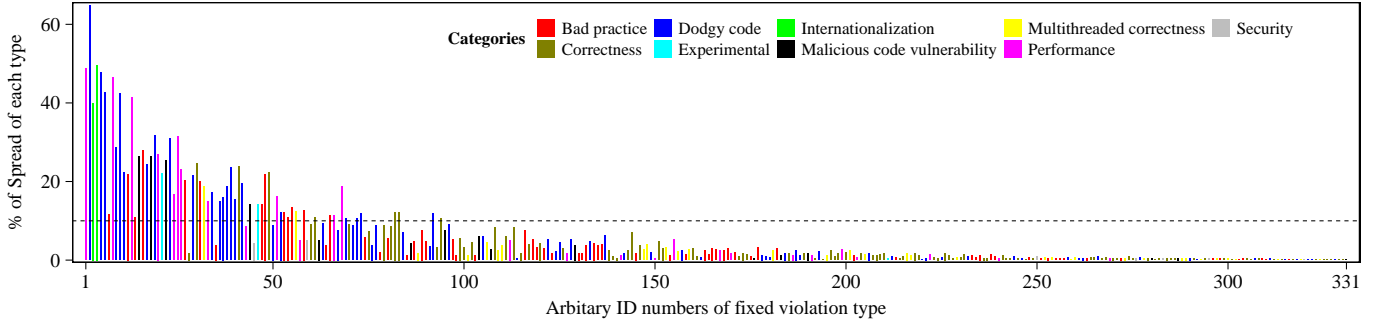


Fig. 14: Spread distributions of all violation types. The order of id numbers on x-axis is consistent with the order in Figure 13. The y-axis represents the percentages of their spread in all projects.

TABLE 2: Top-50 violation types: Overall occurrence vs. Project spread. The numbers represent the violation type Ids obtained by mapping the order of violation types occurrences. Ids in blue indicate violation types that are out of the top-50 violation types in the other ranking. Ids in red indicate violation types that are out of the top-100 in the other ranking.

Occurrence	1	2	3	4	5	6	7	8	9	10	11	12	13	14	15	16	17	18	19	20	21	22	23	24	25	26	27	28	29	30	31	32	33	34	35	36	37	38	39	40	41	42	43	44	45	46	47	48	49	50
Spread	4	10	6	11	12	16	2	5	22	7	27	33	8	34	21	3	1	19	20	13	36	18	44	15	17	14	37	25	45	90	57	41	51	42	26	29	49	56	78	39	63	69	70	71	23	60	98	43	53	50

are from the mapping produced before (i.e., as in Figure 13). Almost 200 (50%) violation types have been associated with over 100 (about 14%) projects. It is further noted that there is no correlation between the spread of a violation type and its number of occurrences: some violation types among the most widespread types (e.g., top-50) actually occur less than some lesser widespread ones. Nevertheless, the data indicate that, together, the top-50 most widespread violations account also for the majority of violation instances.

Table 2 further details the differences between the top-50 violation types in terms of overall occurrence and the top-50 ones in terms of project spread. There are 12 most occurring violation types that are not among the top-50 most widespread violation types, and 2 of them are not even found in the top-100 most widespread, suggesting that a few projects may disregard specific programming rules. Similarly, we can identify 12 widespread violation types which are not among the top occurring, suggesting that some programming rules are transgressed in many projects but in limited code locations.

Category distributions of violations

Table 3 provides the statistics on the categories of violation types regrouped in the FindBugs documentation. The ranking of violation types are based on overall occurrences as in Figure 13. Category `Other` contains `SKIPPED_CLASS_TOO_BIG` and `TESTING` that actually are not violation types defined in FindBugs. In the remainder of our experiments, instances of the two types are ignored.

`Dodgy code` and `Bad practice` appear as the top two most common categories in terms of occurrence and spread. `Security` violations are the least common, although they could be found in 30% of the projects.

In terms of violation types, `Correctness` regroups the largest number of types, but its types are not among the top occurring. Figure 15 illustrates the detailed distributions of categories. The number of violation types of `Correctness` increases sharply from the ranking 100 to 400, while there is no correctness-related violation type in top 50 types. The violation types out of top 100 have much lower number of occurrences compared against top 100 types. Thus,

TABLE 3: Category Distributions of Violations

Category	# Violation instances	# Violation types			# Projects
		top 50	top 100	All	
Dodgy code	6,736,692	22	29	75	703
Bad practice	4,467,817	11	34	86	696
Performance	1,822,063	8	13	29	685
Malicious code vulnerability	1,774,747	4	8	17	634
Internationalization	740,392	2	2	2	632
Multithreaded correctness	602,233	2	4	44	517
Correctness	542,687	0	6	131	636
Experimental	135,559	1	2	3	446
Security	95,258	0	2	11	219
Other	1,082	0	0	2	51

`Correctness` has a low number of overall occurrences, although it contains a large number of violation types and is seen in many projects. These findings suggest that developers commit less violations of these types.

Overall, `Dodgy code` and `Bad practice` are the top two most common categories. `Internationalization` is also found to be common since it contains only two violation types (i.e., `DM_CONVERT_CASE` and `DM_DEFAULT_ENCODING`) which are among top-20 most occurring violation types and among top-10 most widespread ones throughout projects.

`Dodgy code` represents either confusing, anomalous, or error-prone source code [41]. Figure 16 shows an example of a fixed `Dodgy code` violation, which is a fixed violation of `BC_VACUOUS_INSTANCEOF` type that denotes that the `instanceof` test would always return `true`, unless the value being checked was `null` [41]. Although this is safe, make sure it is not an indication of some misunderstandings or some other logic errors. If the programmer really wants to check the value for being `null`, it would be clearer and better to do a `null` check rather than an `instanceof` test. Consequently, this violated instance is fixed by replacing the `instanceof` test with a `null` check.

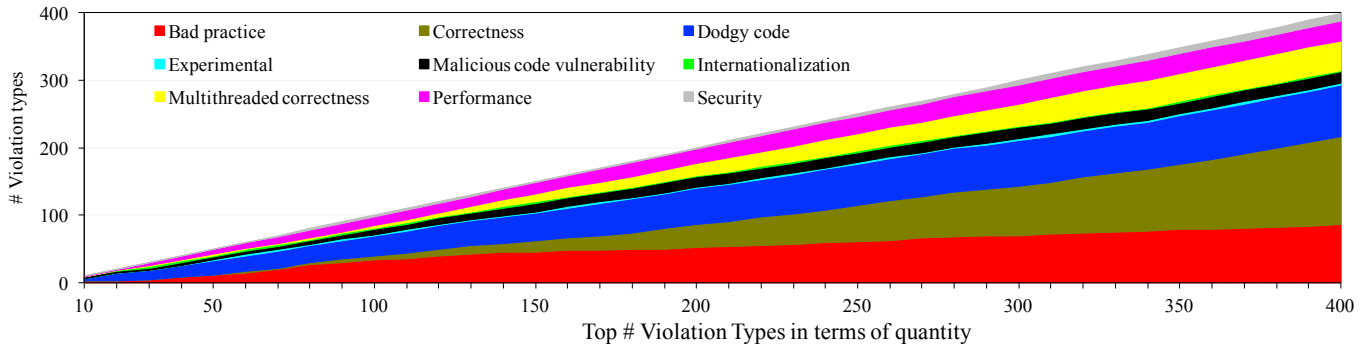


Fig. 15: Category distributions of violation types. The values on x-axis represent the threshold of violation types ranking used to carry out the category distributions, of which the order is consistent with the order in Figure 13. For example, 50 means that top 50 violation types are used to carry out the category distributions.

Violation Type: BC_VACUOUS_INSTANCEOF.

Fixing DiffEntry:

```
- if (code.strings[poolIndex] instanceof String) {
+ if (code.strings[poolIndex] != null) {
```

Fig. 16: Example of a fixed Dodgy code violation taken from *BytecodeDisassembler.java* file within Commit e2713c in the ANTLR Stringtemplate4⁶ project.

Violation Type: DM_CONVERT_CASE.

Fixing DiffEntry:

```
- cookieDomain = domain.toLowerCase();
+ cookieDomain = domain.toLowerCase(Locale.ENGLISH);
```

Fig. 17: Example of a fixed Internationalization violation taken from *BytecodeDisassembler.java* file within Commit 17bacf in Apache httpclient⁷ project.

Bad practice means that source code violates recommended coding practices [41]. The fixed violation in Figure 2 is an example of a corrected Bad practice violation. It is not recommended to ellipsis an instanceof test when implementing an equals(Object o) method, so that this violation is fixed by adding an instanceof test.

Internationalization denotes that source code uses non-localized method invocations [41]. Figure 17 presents an example of a fixed Internationalization violation, which is a fixed DM_CONVERT_CASE violation that means that a String is being converted to upper or lower case by using the default encoding of the platform [14]. This may result in improper conversions when used with international characters, therefore, this violation is fixed by adding a rule of Locale.ENGLISH. For more definitions of categories and descriptions of violation types, please reference paper [41] and FindBugs Bug Descriptions [14].

3.3 What types of violations are fixed?

Statistics from previous section show that a number of violation types are recurrent throughout software projects. We now investigate RQ2: “what types of violations are fixed?” by the following three sub research questions:

- 1) Which types of violations are developers most concerned about?

6. <https://github.com/antlr/stringtemplate4>

7. <https://github.com/apache/httpclient>

- 2) Are fixed violations per type proportional to all detected violation?
- 3) What is the distribution of fixed violations per category?

3.3.1 Statistics on Fixed Violations

Our process of tracking violation fixes across updates in the 730 projects has yielded 88,927 cases of fixed violations associated with 331 violation types. It is noted that 69 violation types have no any fixed violation instance. Similarly, 183 projects do not include any violation fix in their code change history. Given the significantly low proportion of violations that eventually get fixed, we postulate that some violation types must represent programming issues that are neglected by the large majority of developers. Another plausible explanation is the limited use of violation checkers such as FindBugs in the first place.

To approximate the use of FindBugs by developers, we parse project commit messages: 36% (273) of the projects associated with FindBugs include at least one commit referring to the FindBugs tool, suggesting that the development community of these projects are aware of FindBugs and might be running it against their code base. We further investigate violation fixes and find 1,944 (2% of 88,927) cases where the associated commit messages refer to FindBugs.

Common types of fixed violations

Figure 18 presents the distributions (in terms of quantity) of fixed violation types sorted by the number of their instances. Fixed violation instances of the top 50 (15%) fixed types (presented by Order_2 in Table 4) account for about 80% of all fixed violations. Additionally, 122 (about 37%) types are represented in less than 20 instances, 91 (about 27%) types are represented in less than 10 instances, and 20 (6%) types are associated with a single fixed violation instance. These data further suggest that only a few violation types are concerned by developers.

Figure 19 illustrates the appearance of violation types throughout software projects. There is no correlation between the spread of a fixed violation type and its number of instances: some fixed violation types among the most spread actually occur less than some lesser spread ones. Nevertheless, the top-50 most spread violations account for the majority of fixed violation instances. Additionally, we note that 63 (19%) fixed violation types occur in at least 10%

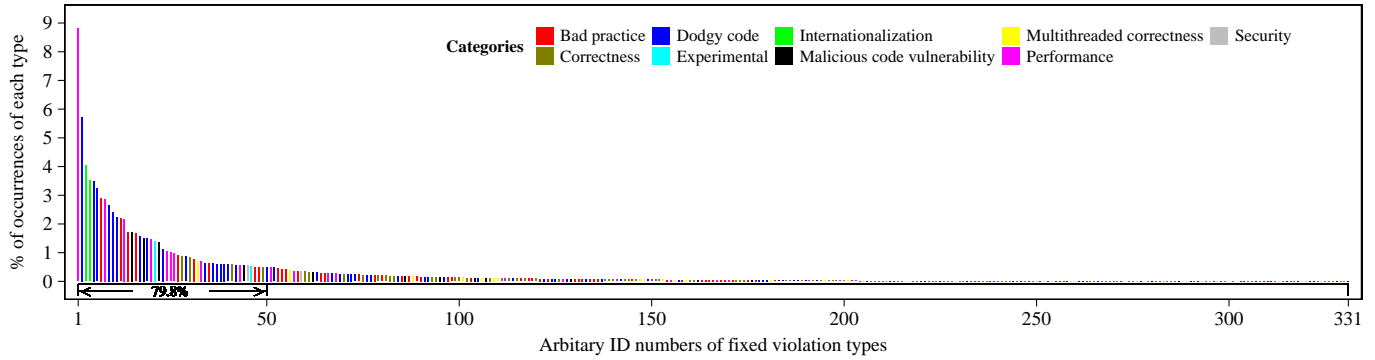


Fig. 18: Quantity distributions of all fixed violation types sorted by their occurrences. The values on x-axis are the id numbers assigned to fixed violation types, which are different from the id numbers in Figure 13. The values of y-axis are the percentages of their occurrences in all fixed violations.

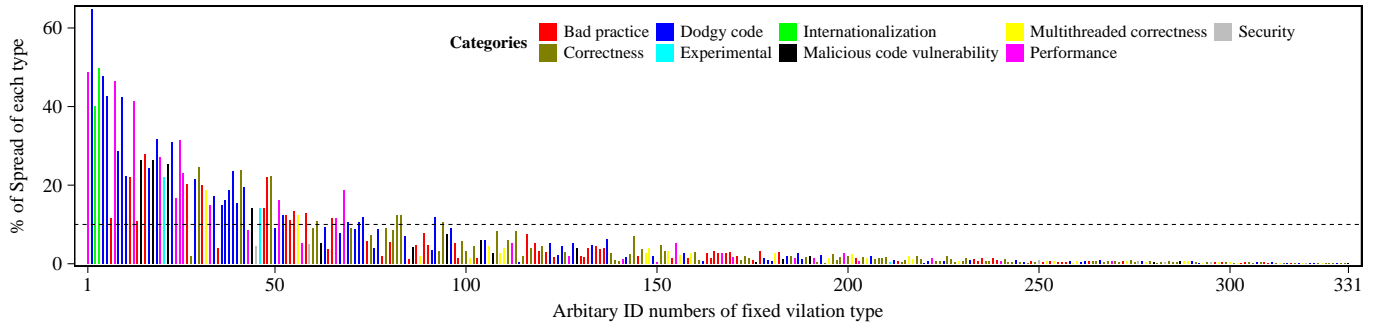


Fig. 19: Spread distributions of all fixed violation types. The x-axis is the same order as in Figure 18. The values of y-axis are percentages of all fixed types in projects.

(55/547) projects, which further suggests that only a few violation types are concerned by developers.

Recurrences of types: fixed types VS. all detected ones

Table 4 provides comparison data on the occurrence ratios of fixed violation types against detected violation types. We consider two rankings based on the occurred quantities for all detected violations and for only fixed violations respectively, and select top-50 violation types in each ranking for comparison. If the value of $R1/R2$ or $R2/R1$ is close to 1, it means that the violation type has a similar ratio in both all of violations and fixed violations. We refer to this value as *Fluctuation Ratio* (hereafter FR).

In the left side of Table 4, there are 12 violation types marked in **green**, for which FR values range between 0.80 and 1.20. We consider in such cases that the occurrences are comparable across all violations and fixed violations instances. These 12 violation types have one more type than the types marked in **green** in the right side because the last type in the left side is not in the top 50 of the right side. On the other hand, FR values of 21 violation types are over 1.5, 10 of them are over 3.0, and 4 of them are even over 10: these numbers suggest that the relevant violation types with high recurrences do not appear to have high priorities of being fixed. Combining FR values and Ratio_2 values, one can infer that developers make a few efforts to fix violation instances for types `SE_BAD_FIELD`, `NM_CLASS_NAMING_CONVENTION`, `SE_TRANSIENT_FIELD_NOT_RESTORED`, `NP_METHOD_PARAMETER_TIGHTENS_ANNOTATION` or `EQ_DOESNT_OVERRIDE_EQUALS`.

In the right side of Table 4, FR values of 23 violation types are over 1.5, 4 of them are over 3.0, and one of them is even over 20: these numbers suggest that the relevant violation types with low recurrences do appear to have high priorities of being fixed. Combining FR values and Ratio_2 values, which can infer that developers ensure that violations of type `NP_NONNULL_RETURN_VIOLATION` are fixed with higher priority than others.

Additionally, 13 violation types marked in **bold** in the left side are in the top 50 ranking of all violations but not in the top 50 ranking of fixed violations, and vice versa to the types marked in **bold** in the right side of this table.

To sum up, these findings suggest that fixed violation types have different recurrences compared against detected violation types. The order of fixed violations may provide better criteria to help prioritize violations.

Category distributions of fixed violations

Table 5 presents the category distributions of fixed violations. `Dodgy code` is the most common fixed category, and the following two secondary common fixed categories are `Performance` and `Bad practice` in terms of occurrences and spread. Fixed `Security` violations are the least common, although they are found in 10% of the projects with fixed violations.

In terms of violation types, `Correctness` regroups the largest number of fixed violation types, but they are not among the top occurring. Figure 20 illustrates the detailed distributions of categories. The number of violation types of `Correctness` increases sharply from the ranking 50 to

TABLE 4: Comparison of distributions of fixed violation types against all detected violation types. *Order_1* refers to the sorting order of violation types by the quantities of all detected violations (cf. order in Figure 13). *Order_2* refers to the sorting of violation types by the quantities of all fixed violations (cf., order in Figure 18). *Ratio_1* represents the occurred ratio of a given violation type in the all detected violations. *Ratio_2* represents the occurred ratio of a given fixed violation type in all fixed violations. *R1/R2* is used to measure the fluctuation ratio of a violation type from all detected violations to fixed violations, the same as *R2/R1*.

id	Order_1 (Top 50 all detected types)	Ratio_1 (%)	Ratio_2 (%)	R1/R2	Order_2 (Top 50 all fixed types)	Ratio_1 (%)	Ratio_2 (%)	R2/R1
1	SE_NO_SERIALVERSIONID	8.19	2.19	3.73	SIC_INNER_SHOULD_BE_STATIC_ANON	3.15	8.81	2.80
2	RCN_REDUNDANT_NULLCHECK_OF_NONNULL_VALUE	5.15	3.24	1.59	DLS_DEAD_LOCAL_STORE	3.64	5.74	1.58
3	BC_UNCONFIRMED_CAST	4.24	2.65	1.60	DM_CONVERT_CASE	1.89	4.04	2.14
4	DLS_DEAD_LOCAL_STORE	3.64	5.74	0.63	DM_DEFAULT_ENCODING	2.49	3.52	1.41
5	EL_EXPOSE_REP	3.20	1.35	2.36	UWF_FIELD_NOT_INITIALIZED_IN_CONSTRUCTOR	2.29	3.49	1.53
6	SIC_INNER_SHOULD_BE_STATIC_ANON	3.15	8.81	0.36	RCN_REDUNDANT_NULLCHECK_OF_NONNULL_VALUE	5.15	3.24	0.63
7	EL_EXPOSE_REP2	3.14	1.50	2.09	NM_METHOD_NAMING_CONVENTION	2.77	2.89	1.04
8	SE_BAD_FIELD	3.04	0.29	10.36	URF_UNREAD_FIELD	1.26	2.88	2.29
9	NM_METHOD_NAMING_CONVENTION	2.77	2.89	0.96	BC_UNCONFIRMED_CAST	4.24	2.65	0.63
10	DM_DEFAULT_ENCODING	2.49	3.52	0.71	REC_CATCH_EXCEPTION	2.43	2.42	1.00
11	REC_CATCH_EXCEPTION	2.43	2.42	1.00	BC_UNCONFIRMED_CAST_OF_RETURN_VALUE	2.02	2.25	1.12
12	UWF_FIELD_NOT_INITIALIZED_IN_CONSTRUCTOR	2.29	3.49	0.66	SE_NO_SERIALVERSIONID	8.19	2.19	0.27
13	PZLA_PREFER_ZERO_LENGTH_ARRAYS	2.19	0.63	3.46	UPM_UNCALLED_PRIVATE_METHOD	1.03	2.16	2.10
14	BC_UNCONFIRMED_CAST_OF_RETURN_VALUE	2.02	2.25	0.90	VA_FORMAT_STRING_USES_NEWLINE	0.25	1.72	6.90
15	RI_REDUNDANT_INTERFACES	1.91	0.62	3.10	MS_SHOULD_BE_FINAL	1.72	1.71	0.99
16	DM_CONVERT_CASE	1.89	4.04	0.47	RV_RETURN_VALUE_IGNORED_BAD_PRACTICE	0.78	1.67	2.15
17	ST_WRITE_TO_STATIC_FROM_INSTANCE_METHOD	1.82	1.57	1.16	ST_WRITE_TO_STATIC_FROM_INSTANCE_METHOD	1.82	1.57	0.87
18	SF_SWITCH_NO_DEFAULT	1.81	0.86	2.10	EL_EXPOSE_REP2	3.14	1.50	0.48
19	MS_SHOULD_BE_FINAL	1.72	1.71	1.01	URF_UNREAD_PUBLIC_OR_PROTECTED_FIELD	1.26	1.49	1.18
20	NP_LOAD_OF_KNOWN_NULL_VALUE	1.40	1.14	1.22	WML_WRONG_MAP_ITERATOR	0.72	1.47	2.04
21	URF_UNREAD_PUBLIC_OR_PROTECTED_FIELD	1.26	1.49	0.85	OBL_UNSATISFIED_OBLIGATION	0.52	1.40	2.69
22	URF_UNREAD_FIELD	1.26	2.88	0.44	EL_EXPOSE_REP	3.20	1.35	0.42
23	LI_LAZY_INIT_STATIC	1.25	0.39	3.20	NP_LOAD_OF_KNOWN_NULL_VALUE	1.40	1.14	0.82
24	NM_CLASS_NAMING_CONVENTION	1.23	0.10	12.89	DM_NUMBER_CTOR	1.10	1.04	0.94
25	MS_PKGPROTECT	1.14	0.55	2.07	SIC_INNER_SHOULD_BE_STATIC	0.83	1.00	1.22
26	DM_NUMBER_CTOR	1.10	1.04	1.07	SBSC_USE_STRINGBUFFER_CONCATENATION	0.48	0.97	2.03
27	UPM_UNCALLED_PRIVATE_METHOD	1.03	2.16	0.48	OS_OPEN_STREAM_EXCEPTION_PATH	0.49	0.91	1.87
28	FE_FLOATING_POINT_EQUALITY	1.02	0.48	2.14	NP_NONNULL_RETURN_VIOLATION	0.04	0.87	23.00
29	IS2_INCONSISTENT_SYNC	0.99	0.71	1.38	SF_SWITCH_NO_DEFAULT	1.81	0.86	0.48
30	NP_PARAMETER_MUST_BE_NONNULL_BUT_MARKED_AS_NULLABLE	0.87	0.50	1.75	UWF_UNWRITTEN_FIELD	0.18	0.84	4.73
31	SE_TRANSIENT_FIELD_NOT_RESTORED	0.85	0.04	22.95	DE_MIGHT_IGNORE	0.71	0.79	1.11
32	NP_METHOD_PARAMETER_TIGHTENS_ANNOTATION	0.83	0.04	23.16	IS2_INCONSISTENT_SYNC	0.99	0.71	0.72
33	SIC_INNER_SHOULD_BE_STATIC	0.83	1.00	0.83	DM_BOXED_PRIMITIVE_FOR_PARSING	0.24	0.71	2.90
34	RV_RETURN_VALUE_IGNORED_BAD_PRACTICE	0.78	1.67	0.47	RV_RETURN_VALUE_IGNORED_NO_SIDE_EFFECT	0.27	0.64	2.42
35	DLS_DEAD_LOCAL_STORE_OF_NULL	0.72	0.19	3.85	ODR_OPEN_DATABASE_RESOURCE	0.22	0.64	2.86
36	WML_WRONG_MAP_ITERATOR	0.72	1.47	0.49	PZLA_PREFER_ZERO_LENGTH_ARRAYS	2.19	0.63	0.29
37	DE_MIGHT_IGNORE	0.71	0.79	0.90	RI_REDUNDANT_INTERFACES	1.91	0.62	0.32
38	CI_CONFUSED_INHERITANCE	0.62	0.23	2.67	NP_NULL_ON_SOME_PATH_FROM_RETURN_VALUE	0.31	0.61	1.99
39	NM_CONFUSING	0.61	0.43	1.44	UCF_USELESS_CONTROL_FLOW	0.53	0.61	1.15
40	EQ_DOESNT_OVERRIDE_EQUALS	0.56	0.08	6.96	UC_USELESS_CONDITION	0.39	0.59	1.49
41	UCF_USELESS_CONTROL_FLOW	0.53	0.61	0.87	NP_NULL_ON_SOME_PATH	0.29	0.59	2.07
42	OBL_UNSATISFIED_OBLIGATION	0.52	1.40	0.37	UC_USELESS_OBJECT	0.15	0.58	3.96
43	ES_COMPARING_STRINGS_WITH_EQ	0.52	0.51	1.00	DM_FP_NUMBER_CTOR	0.40	0.57	1.43
44	OS_OPEN_STREAM_EXCEPTION_PATH	0.49	0.91	0.53	MS_PKGPROTECT	1.14	0.55	0.48
45	SBSC_USE_STRINGBUFFER_CONCATENATION	0.48	0.97	0.49	SQL_PREPARED_STATEMENT_GENERATED_FROM_NONCONSTANT_STRING	0.27	0.55	2.07
46	SF_SWITCH_FALLTHROUGH	0.44	0.15	2.95	OBL_UNSATISFIED_OBLIGATION_EXCEPTION_EDGE	0.28	0.55	1.96
47	RCN_REDUNDANT_NULLCHECK_OF_NULL_VALUE	0.40	0.24	1.68	ES_COMPARING_STRINGS_WITH_EQ	0.52	0.51	1.00
48	DM_FP_NUMBER_CTOR	0.40	0.57	0.70	OS_OPEN_STREAM	0.36	0.51	1.40
49	UC_USELESS_CONDITION	0.39	0.59	0.67	RCN_REDUNDANT_NULLCHECK_WOULD_HAVE_BEEN_A_NPE	0.24	0.50	2.08
50	HE_EQUALS_USE_HASHCODE	0.39	0.47	0.82	NP_PARAMETER_MUST_BE_NONNULL_BUT_MARKED_AS_NULLABLE	0.87	0.50	0.57

331, and there are a few correctness-related violation types in the top 50 types. However, the violation types out of top 50 have much lower number of occurrences compared to top 50 types. Therefore, *Correctness* has a low number of overall fixed occurrences, although it contains the largest number of fixed violation types and is seen in many projects. The top 50 types are mainly occupied by *Dodgy code*, *Performance* and *Bad practice* categories.

Category Performance represents the inefficient memory usage or buffer allocation, or usage of non-static class [41]. Figure 21 presents an example of a fixed *Performance* violation. It is a *SBSC_USE_STRINGBUFFER*

_CONCATENATION violation which denotes that concatenating strings using the `+` operator in a loop [14]. In each iteration, the *String* is converted to a *StringBuffer* or *StringBuilder*, appended to, and converted back to a *String*, which can lead to a cost quadratic in the number of iterations, as the growing string is recopied in each iteration.

Internationalization is also found to be a common fixed category since it has 6719 fixed violation instances taken from 347 (63.3%) projects and contains only two violation types (i.e., *DM_CONVERT_CASE* and *DM_DEFAULT_ENCODING*) that are among top-5 most occurring violation types and among top-10 most widespread throughout projects.

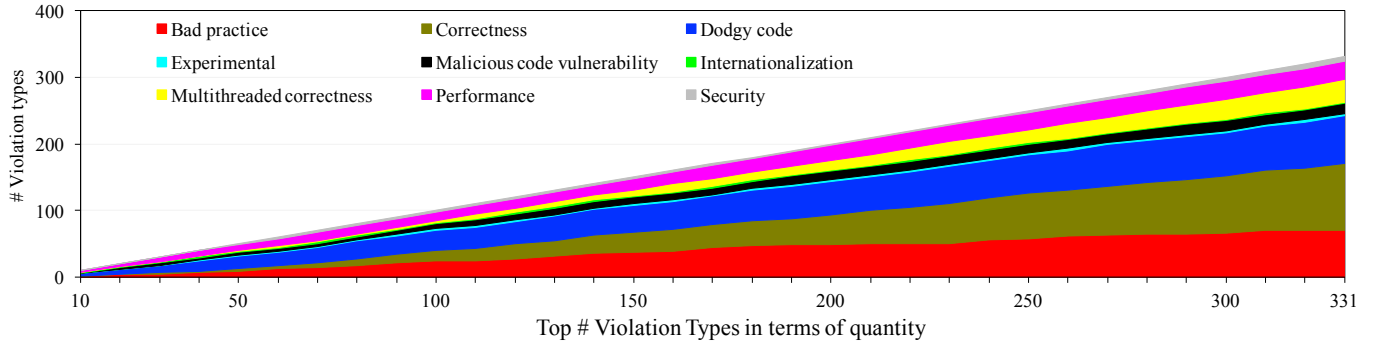


Fig. 20: Category distributions of fixed violation types. The values on x-axis represent the threshold of fixed types ranking used to carry out the category distributions, of which the order is consistent with the order in Figure 18. For example, 50 means that top 50 violation types are used to carry out the category distributions.

TABLE 5: Category distributions of fixed violations.

Category	# Violations	# Violation types	# Projects
Dodgy code	30419	72	505
Performance	19248	27	450
Bad practice	15640	71	419
Correctness	6809	99	384
Internationalization	6719	2	347
Malicious code vulnerability	5505	16	299
Multithreaded correctness	2018	34	208
Experimental	1748	3	162
Security	821	7	47

Violation Type: SBSC_USE_STRINGBUFFER_CONCATENATION.

Fixing DiffEntry:

```

-   String colorStr = "";
+   StringBuilder sb = new StringBuilder();
    for (float f : color) {
-       if (!colorStr.isEmpty()) {
+       if (sb.length() > 0) {
-           colorStr += " ";
+           colorStr += " ";
+           sb.append(' ');
        }
-       colorStr += String.format("%3.2f", f);
+       sb.append(String.format("%3.2f", f));
    }

```

Fig. 21: Example of a fixed Performance violation, taken from *Vertex.java* file within Commit 36e820 in Apache pdfbox⁸ project.

Overall, these findings suggest that developers may prefer to take more efforts on fixing violations of the four categories, i.e., Dodgy code, Performance, Bad practice and Internationalization, than others.

Category distributions: fixed Violations VS. all detected ones

Table 6 shows the comparing results of category distributions of fixed violations against all detected ones. The ratio of Performance occurrence in fixed violations has a great increase compared against its ratio in all ones, which can suggest that developers take many efforts to fix Performance violations.

The ratio of Internationalization occurrence in fixed violations has a great increase compared against its ratio in all detected ones. And the Internationalization contains only two violation types that have high rankings in quantity and spread distributions respectively. So that, it

TABLE 6: Comparison of category distributions of all violations and fixed violations.

Category	% Violation Occurrences in	
	All detected violations	Fixed violations
Dodgy code	39.82	34.21
Performance	10.77	21.64
Bad practice	26.41	17.59
Correctness	3.21	7.66
Internationalization	4.38	7.56
Malicious code vulnerability	10.49	6.19
Multithreaded correctness	3.56	2.27
Experimental	0.8	1.97
Security	0.56	0.92

also corroborates that developers take many efforts to fix Internationalization violations.

The ratios of Correctness and Experimental occurrences in fixed violations have great increases compared against their ratios in all detected ones, but their occurrences in both fixed violations and all detected ones do not present good rankings.

Even though the ratios of Dodgy code and Bad practice occurrences in fixed violations have some decreases compared with their ratios in all detected ones, they occupy the main proportion in fixed violations.

To sum up, these findings further suggest that developers prefer to take more efforts to fix Dodgy code, Bad practice, Performance and Internationalization violations than other category ones.

3.4 Code Patterns Mining

In the previous section, statistics on fixed violations clearly show that a number of violation types are fixed recurrently in software projects and there are some differences between the distributions of fixed violations and all detected ones. Since fixed violations only occupy a very small portion in all violations, unfixed violations have the same distributions with all violations. In this section, we investigate **RQ3**: “what kinds of patterns do unfixed and fixed violations have respectively?” by the following three sub research questions in relation with unfixed and fixed violations:

- 1) What are the common code patterns for unfixed violations and fixed ones respectively?
- 2) What is the relationship or difference between the common source code patterns of unfixed violations and fixed ones?

8. <https://github.com/apache/pdfbox>

- 3) What are possible reasons for some violations to remain unfixed?

To answer these questions, we focus on the instances of unfixed violations and fixed ones where the violation types are among the top-50 types that are commonly fixed by developers. We want to avoid the noise in data caused by violation types which are not regarded as serious violations. We further follow the approach of mining code patterns presented in Section 2.5 to identify common code patterns of unfixed violations and fixed ones respectively.

3.4.1 Experiment Setup

FindBugs reports violations by specifying the start line and the end line of the code hunk that is relevant to the violation. Since it is challenging (and error-prone) to mine code patterns by considering big code hunks, we limit our experiments on small hunks. Figure 22 illustrates the distribution of sizes (i.e., the code line numbers of hunks) of the code hunks associated with all violations. For 89% of the violations, the relevant code hunk is limited to 10 code lines or less. We have further manually observed that a line-based calculation of hunk size is not reliable due to the presence of noise caused by comments, annotations and unnecessary blank lines, so we select violations by their tokens. Figure 23 provides the distribution of numbers of code tokens by violations. We discard outliers and thus focus on violations where the code includes at most 40 tokens extracted based on their refined AST trees (cf. tree B in Figure 6).

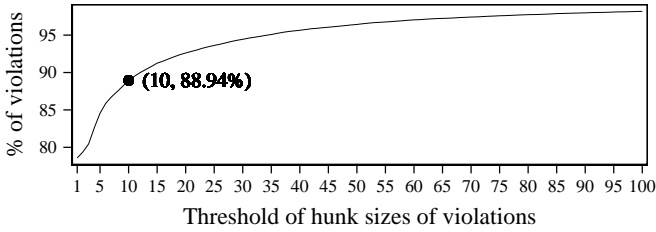


Fig. 22: Hunk sizes' distribution of all violations.

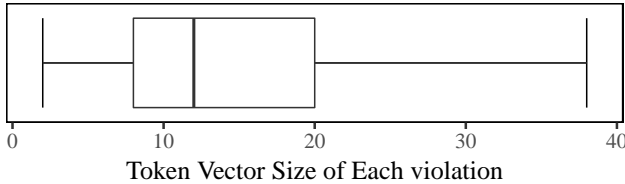


Fig. 23: Sizes' distribution of all violation token vectors.

Following the methodology described in Section 2.5, violations are represented with numeric vectors. Table 7 enumerates the key settings of Word2Vec. Feature extraction is then implemented based on CNNs of which parameters are listed in Table 8. Finally, Weka's [37] implementation of *X-means* clustering algorithm uses the extracted features to find similar code for each violation type. Parameter settings for the clustering are enumerated in Table 9.

The literature has consistently reported that effective models for Word2Vec and deep learning applications require well-tuned parameters [19], [42], [43], [44], [45]. In this study, all parameters of the two models are tuned

TABLE 7: Parameters Setting of Word2Vec.

Parameters	Values
Size of vector	300
Window size	4
Min word frequency	1

TABLE 8: Parameters setting of CNNs.

Parameters	Values
# nodes in hidden layers	1000
learning rate	1e-3
Optimization algorithm	stochastic gradient descent
pooling type	max pool
activation (output layer)	softmax
activation (other layers)	leakrelu
loss function	mean squared logarithmic error

TABLE 9: Parameters setting of X-means.

Parameters	Values
Distance Function	Euclidean Distance
KD Tree	true
# max iterations	1000
# max K-means	500
# max K-means of children	500
# seed	500
# max clusters	500
# min clusters	1

through a visualizing network training UI⁹ provided by DeepLearning4J.

3.4.2 Code Patterns

All common code patterns are manually identified from the clustered similar source code of violations. We investigate code patterns on fixed violations and unfixed ones respectively, and find that there are only a few differences between them. Unfixed violations contain a few more code patterns than fixed violations. It is difficult to figure out the reason for some violations to remain unfixed with these patterns. However, these patterns can help developers understand how these violations are induced. Table 10 shows some examples of identified common code patterns of 10 violation types.

Patterns are consistent with FindBugs documentation

We note that identified common code patterns of many violation types are consistent with the bug descriptions by FindBugs. We consider in the following 10 example cases of violation types to investigate the possibility for mining patterns.

`DM_CONVERT_CASE` is converting a string variable or literal to an upper or lower case with the platform's default encoding [14]. It may result in improper conversions when used with international characters. The two patterns are method invocations of `String.toUpperCase()` and `String.toLowerCase()`.

`RCN_REDUNDANT_NULLCHECK_OF_NONNULL_VALUE` represents that the current statement contains a redundant check of a known non-null value against the constant null [14]. Four kinds of common patterns are found in this study, which are shown in Table 10.

`BC_UNCONFIRMED_CAST` denotes that the current cast is unchecked with an `instanceof` test, and not all instances

9. <https://deeplearning4j.org/visualization>

TABLE 10: Common code pattern examples of violations.

Violation Type	Common Source Code Pattern(s)
DM_CONVERT_CASE	① <code>stringExp.toLowerCase()</code> , ② <code>stringExp.toUpperCase()</code> .
RCN_REDUNDANT_NULLCHECK_OF_NONNULL_VALUE	① <code>if (exp == null ...) {...}</code> , ② <code>if (exp != null ...) {...}</code> , ③ <code>exp == null ? exp1 : exp2</code> , ④ <code>exp != null ? exp1 : exp2</code> .
BC_UNCONFIRMED_CAST	① <code>T1 v1 = (T1) v2/exp</code> , ② <code>v1 = (T1) v2/exp</code> , ③ <code>((T1) v2).exp</code> .
MS_SHOULD_BE_FINAL	<code>public/protected static T1 v1 = exp</code> .
RV_RETURN_VALUE_IGNORED_BAD_PRACTICE	① <code>fileExpe.mkdirs()</code> , ② <code>fileExpe.mkdir()</code> , ③ <code>fileExpe.delete()</code> , ④ <code>fileExpe.createNewFile()</code> , ⑤ <code>other exp.method_invoation()</code> returns a value.
DM_NUMBER_CTOR	① <code>new Long(...)</code> , ② <code>new Integer(...)</code> , ③ <code>new Short(...)</code> , ④ <code>new Byte(...)</code> , ⑤ <code>new Char(...)</code> .
SBSC_USE_STRINGBUFFER_CONCATENATION	① <code>stringVariable += stringExp</code> , ② <code>stringVariable = stringExp1 + stringExp2</code> .
DM_BOXED_PRIMITIVE_FOR_PARSING	① <code>Integer.valueOf(str)</code> , ② <code>Long.valueOf(str)</code> .
PZLA_PREFER_ZERO_LENGTH_ARRAYS	<code>return null</code> .
ES_COMPARING_STRINGS_WITH_EQ	① <code>stringExp1 == stringExp2</code> , ② <code>stringExp1 != stringExp2</code> .

can be cast from their type to the target type that is being cast to [14]. In the three patterns, `T1` is the target type, and `v2` or `exp1` are the value or expression being cast. `BC_UNCONFIRMED_CAST_OF_RETURN_VALUE` has similar patterns, which denotes an unchecked cast of the return value of a method invocation.

`RV_RETURN_VALUE_IGNORED_BAD_PRACTICE` means that the current statement does not check the return value of a method invocation which could indicate an unusual or unexpected function execution [14]. Its patterns consist of a file's creation, a file's deletion and a method invocation with a return value.

`DM_NUMBER_CTOR` is using a number constructor to create a number object, which is inefficient [14]. For example, using `new Integer(...)` is guaranteed to always result in a new `Integer` object whereas `Integer.valueOf(...)` allows caching of values to be done by the compiler, class library, or JVM. Using cached values can avoid object allocation and the code will be faster. Our mined patterns are the five types of number creations with number constructors. `DM_FP_NUMBER_CTOR` has the similar patterns with it.

`DM_BOXED_PRIMITIVE_FOR_PARSING` denotes that a boxed primitive value is created from a `String` value without using an effective static `parseXXX` method [14]. The two common patterns are `Integer.valueOf(str)` and `Long.valueOf(str)`.

`PZLA_PREFER_ZERO_LENGTH_ARRAYS` means that an array-returned method returns a `null` reference which is not an explicit presentation of an empty list of results [14]. It leads to the clients needing a `null` check for this return value.

`ES_COMPARING_STRINGS_WITH_EQ` denotes the comparison of two strings using `==` or `!=` operator [14]. Unless both strings either were constants in a source file or had been interned using the `String.intern()` method, the same string value might be represented by two different `String` objects.

Patterns are inconsistent with FindBugs documentation

By observing the mining results of unfixed violations, we find that there are some inconsistencies between the mining results and the bug descriptions by `FindBugs`.

Case 1: Mining results contain more patterns than the patterns in `FindBugs`. `MS_SHOULD_BE_FINAL` presents that the static field is public but not final, and could be changed by the malicious code or by an accident from another package [14]. Except for the public static field declaration, the identified patterns of this type contain protected static

field declarations, which is a little inconsistent with the bug description of `FindBugs`.

Case 2: Mining results are different from the descriptions in `FindBugs`. `RI_REDUNDANT_INTERFACES` means that a class implements an interface which has been implemented by one of its super classes [14]. Its mined common code pattern is a super constructor invocation, but the violation locates on the class declaration.

To sum up, it can infer that some violations remain unfixed as a result of these inaccurate detected violations.

Non-Pattern can be identified

In this study, we also note that it is challenging to identify common code patterns for some violation types with the follow two reasons.

The first reason is that the violation instances are specific source code. For example, `DLS_DEAD_LOCAL_STORE` violations are about variable assignments which are specific operators in source code. It is challenging to identify any common code pattern except for the pattern, *variable assignment statement*, identified at the level of AST node types. Only with this information, it is difficult to figure out why the source code commit a `DLS_DEAD_LOCAL_STORE` violation. This might be one reason why some `DLS_DEAD_LOCAL_STORE` violations remain unfixed.

The second reason is that `FindBugs` cannot locate some violations accurately, which consists of the following three cases.

- The first case is that the source code is the method body but not the method name. For example, `NM_METHOD_NAMING_CONVENTION` violations violate on the method names but not method bodies, however the source code of these violations tracked with their position provided by `FindBugs` is the implementation of these methods. Similar source code can be clustered into the same cluster to identify some patterns which cannot explain the violation, but could help interpret the behavior of these methods. Actually, the method name is the abstract description of method body, so we think that it is inefficient to identify the violation of method names by their naming convention without considering the behavior of method bodies.
- The second case is that the source code of violations is irrelevant source code. For instance, `UWF_FIELD_NOT_INITIALIZED_IN_CONSTRUCTOR` indicates

that a field is never initialized within any constructor, loaded and referenced without a null check [14]. According to observing the instances of this violation type, the source code of these violations is the statements of one method body in these violated Java class, which is irrelevant to the violation type. Some similar source code can be clustered together to obtain some patterns which still cannot explain the violation type. Therefore, it is inconsistent with the bug description of this type.

- The third case is that the violation locates on class body rather the declaration of class name. `SE_NO_SERIALVERSIONID` means the current violated Java class implements the `Serializable` interface, but does not define a `serialVersionUID` field [14]. The positions of this kind of violations provided by `FindBugs` are located in the class body. It is impossible to identify the common code patterns of this violation type which can interpret why the source code makes the violations.

These inaccurate localized violations might mislead or confuse developers, which may cause that developers do not prefer to fix these kinds of violations. In this study, we re-locate the violations of `serialVersionUID` and `RI_REDUNDANT_INTERFACES` to class declarations. Combining the results with source code changes of type-related fixed violations, it is easy to follow why the source code fragment is a violation. Figure 24 shows an example of fixing a `RI_REDUNDANT_INTERFACES` violation. Interface `java.util.Map` has been implemented in the super class `AbstractMap` of the current class `Map`. Thus, it is fixed by removing the redundant `java.util.Map` interface.

Violation Type: `RI_REDUNDANT_INTERFACES`

Fixing Patch:

```
public class Map extends AbstractMap implements
-   java.util.Map, SCOMap<java.util.Map>,
+   SCOMap<java.util.Map>,
    Cloneable, java.io.Serializable {
```

Fig. 24: Example of a fixed `RI_REDUNDANT_INTERFACES` violation, taken from commit `ea876b` in `datanucleus-core`¹⁰ project.

To sum up, common code patterns of major violation types can be identified from their violated source code, which can help developers understand how violations are induced. However, it is also difficult to identify common code patterns from a part of violation types considering the limitation of `FindBugs` and the specification of source code of violations, which may cause that developers do not prefer to fix these kinds of violations.

3.5 Fix Patterns Mining

In Section 3.3, we have an overview of fixed violations. We now investigate **RQ4**: “how are the violations resolved if fixed?” by the following two sub research questions:

- 1) How do developers fix those violations?
- 2) What are the common fix patterns for fixed violations?

To answer these questions, we apply our proposed fix patterns mining approach presented in Section 2.6 to mining common fix patterns from fixed violations.

TABLE 11: Selected fixed violations for fix patterns mining.

Fixed violations	Quantity
Collected fixed violations	88,927
Testing files	4,682
Without changing source code	7,010
Non-local fixed violations	7,121
Failed to match GumTree results	25,464
Large Hunk	9,060
Final selected instances	35,590

3.5.1 Experiment Setup

Table 11 shows the fixed violation instances used in this experiment. We ignore the following fixed violations:

- 1) *Fixed violations localized in test files.* In this study, we focus on the violations existing in non-testing source code.
- 2) *Fixed violations without changing any source code.* According to our observation, there are 7010 fixed violations without changing source code, which means their results parsed by `GumTree` are null. In this study, we focus on the fixed violations with valid source code changes of which their results parsed by `GumTree` are not null.
- 3) *Non-local fixed violations.* We assume that the source code change of fixing a violation should be in the same method body. If there is no any source code change of a fixed violation in the same method body, we ignore it considering it is challenging to identify the fixing source code changes for this violation in other method body automatically.
- 4) *Fixed violations failed to match the corresponding GumTree results.* According to our observation, some fixed violations are resolved without changing the corresponding location in the source code. Rather, they are fixed by modifying the nearby source code. We assume that the corresponding `GumTree` results are matched if they are located within three lines from the violation location. Otherwise, it is failed to match corresponding `GumTree` results for a fixed violation which is ignored in this study. Additionally, this step can also filter out some violations which are not fixed actually but are identified as fixed violations due to the limitation of violation tracking.
- 5) *Fixed violations with fixing code hunks that contain a large number of tokens in the buggy source code or fixed source code.* Herzig et al. [46] and Kawrykow et al. [47] have found that large source code change hunks generally address more feature additions, refactoring needs, etc., than bug fixes. Pan et al. [48] also showed that large bug fix hunk pairs do not contain meaningful bug fix patterns, and most bug fix hunk pairs (91-96%) are small ones. Ignoring large hunk pairs has minimal impact on analysis. Consequently, we use the same threshold (i.e., 40, presented in Section 3.4) of tokens to select fixed violations. In this study, common fix patterns are manually identified from the clustered similar fixed violations.

As a result, 35,590 fixed violations (throughout 288 violation types) are selected and applied to fix patterns mining implemented by following the method presented in Section 2.6.2. Parameters of `Word2Vec`, `CNNs` and `X-means`

10. <https://github.com/datanucleus/datanucleus-core>

TABLE 12: Common fix pattern examples of fixed violations.

Violation Type	Fix Pattern(s)
DM_CONVERT_CASE	ADD a rule of <code>Locale.ENGLISH</code> into <code>toLowerCase()/toUpperCase()</code> .
RCN_REDUNDANT_NULLCHECK_OF_NONNULL_VALUE	① Delete the null check expression. ② Delete the null check <code>IfStatement</code> .
BC_UNCONFIRMED_CAST	① Delete the violated statement, ② Delete the cast type, ③ Replace <code>CastExpression</code> with a null value.
MS_SHOULD_BE_FINAL	Add a "final" modifier.
RV_RETURN_VALUE_IGNORED_BAD_PRACTICE	① Add an <code>IfStatement</code> to check the return value of violated source code. ② Replace violated expression with a new method invocation.
DM_NUMBER_CTOR	Replace the number constructor with a static <code>Number.valueOf()</code> method.
SBSC_USE_STRINGBUFFER_CONCATENATION	Replace the <code>String</code> type with the <code>StringBuilder</code> , and replace plus operator of <code>StringVaralbe</code> with the <code>append</code> method of <code>StringBuilder</code> .
DM_BOXED_PRIMITIVE_FOR_PARSING	Replace <code>Number.valueOf()</code> with <code>Number.parseXXX()</code> method.
PZLA_PREFER_ZERO_LENGTH_ARRAYS	① Delete the buggy statement, ② Replace the null value with an empty array.
ES_COMPARING_STRINGS_WITH_EQ	Replace the <code>"=="</code> or <code>"!="</code> <code>InfixExpression</code> with a <code>equals()</code> method invocation.

are the same as common code patterns mining, which are presented in Section 3.4.

3.5.2 Fix Patterns

In this study, we focus on the common fixed violations, thus only the top-50 fixed violation types are considered to identify their common fix patterns. We note that concrete fix patterns and abstract fix patterns can be identified from fixed violations of 38 violation types. Additionally, it is challenging to identify common fix patterns from fixed violations of 12 violation types. We consider the 10 example cases of violation types shown in Table 12 to investigate the possibility for mining fix patterns.

Concrete Fix Patterns

The concrete fix patterns can be used to correct the violated source code directly and accurately. For example, in Table 12, the common fix patterns of `DM_CONVERT_CASE` violations, `MS_SHOULD_BE_FINAL` violations, `DM_NUMBER_CTOR` violations, `DM_BOXED_PRIMITIVE_FOR_PARSING` violations and `ES_COMPARING_STRINGS_WITH_EQ` violations are concrete fix patterns.

The common fix patterns of `DM_CONVERT_CASE` violations are adding a rule of `Locale.ENGLISH` to the violated method invocation `str.toUpperCase()` or `str.toLowerCase()`. The fix pattern of `MS_SHOULD_BE_FINAL` violations is adding the `final` modifier into the modifier part of violated source code. `DM_NUMBER_CTOR` violations are commonly fixed by replacing the `Number` constructor with the static `Number.valueOf` method invocation. For example, the violation, `new Integer(1)`, can be fixed by replacing `new Integer` with `Integer.valueOf` directly without other changes. The fix pattern of `DM_BOXED_PRIMITIVE_FOR_PARSING` violations is replacing the static `valueOf` method with the static `parseXXX` method. For example, the violation, `Integer.valueOf("1")`, can be fixed by replacing `valueOf` with `parseInt` directly without other changes. `ES_COMPARING_STRINGS_WITH_EQ` violations are fixed by replacing the `==` or `!=` infix-expression with a string `equals` method invocation.

Abstract Fix Patterns

The abstract fix patterns can be used to change the violated source code in a heuristic way or should be specified by actual context. For example, in Table 12, the fix patterns of `RCN_REDUNDANT_NULLCHECK_OF_NONNULL_VALUE`,

`BC_UNCONFIRMED_CAST`, `RV_RETURN_VALUE_IGNORED_BAD_PRACTICE`, `SBSC_USE_STRINGBUFFER_CONCATENATION` and `PZLA_PREFER_ZERO_LENGTH_ARRAYS` types are abstract fix patterns.

"Delete the null check expression" is the fix pattern of `RCN_REDUNDANT_NULLCHECK_OF_NONNULL_VALUE` violations, which should be specified with actual context. When the `exp == null` expression is the condition expression of an `IfStatement`, the patch is deleting the whole `IfStatement`. When the `exp != null` expression is the condition expression of an `IfStatement`, the patch is deleting the `IfStatement` but keeping its statements in its `ThenBlock`. When `exp == null` or `exp != null` expression is one of the condition expressions of an `IfStatement`, the patch is deleting the violated expression. The fix pattern of `PZLA_PREFER_ZERO_LENGTH_ARRAYS` is replacing `null` with `new T[0]` in `ReturnStatement`, where `T` represents a specified type of an array.

Non-Pattern

In this study, we note that it is challenging to identify fix patterns from fixed violations of 12 types shown in Listing 1 as this work focuses on mining fix patterns from source code changing tokens nearby fixed violations in a syntactic way. According to our observation, it could be caused by the following cases:

Listing 1: Violation types failed to be identified fix pattern

1. `UWF_FIELD_NOT_INITIALIZED_IN_CONSTRUCTOR`
2. `SF_SWITCH_NO_DEFAULT`
3. `UWF_UNWRITTEN_FIELD`
4. `IS2_INCONSISTENT_SYNC`
5. `VA_FORMAT_STRING_USES_NEWLINE`
6. `SQL_PREPARED_STATEMENT_GENERATED_FROM_NONCONSTANT_STRING`
7. `OBL_UNSATISFIED_OBLIGATION`
8. `OBL_UNSATISFIED_OBLIGATION_EXCEPTION_EDGE`
9. `OS_OPEN_STREAM`
10. `OS_OPEN_STREAM_EXCEPTION_PATH`
11. `ODR_OPEN_DATABASE_RESOURCE`
12. `NP_PARAMETER_MUST_BE_NONNULL_BUT_MARKED_AS_NULLABLE`

The first case is that violations are fixed by adding a new method invocation which encapsulates the detailed source code changes. For example, one fix pattern of `RV_RETURN_VALUE_IGNORED_BAD_PRACTICE` violations is replacing the violated expression with a method invocation which encapsulates the detailed source code changes.

The second case is that violations happen on specific source code, where it is even challenging to identify their code patterns. For example, violations of the top 4 violation types in Listing 1 occur on specific source code.

The third case is that fixing source code changes of violations are not located nearby their locations, such as the violations of bottom 7 types in Listing 1. Our future work includes tracking and comparing the system dependency graphs of violated source code and fixed source code, which may help to resolve these three issues.

The fourth case is that violations occur in the content of `String` literal. For example, according to our observation, the fixing changes of `VA_FORMAT_STRING_USES_NEWLINE` violations are replacing “\n” with “%n” which are occurred in the content of `String` literal. In this study, we focus on the source code tokens that can be compiled. The changes in `String` literal are ignored because the content of `String` literal belongs to natural languages which could interfere with code mining if they were considered as the valid tokens of code. Unless `String` literal content was preprocessed by extracting the symbol characters of programming languages (e.g., “\n”, “%n”), the changes could be tokenized and used to mine code patterns, which is also included in our future work.

3.6 Can fix patterns help resolve violations?

The previous section shows that it is possible to identify common fix patterns from fixed violations. We now investigate **RQ5**: “can fix patterns help resolve similar violations?” by the following three sub research questions:

- 1) Can fix patterns be applied to similar unfixed violations?
- 2) Can fix patterns be leveraged for systematically resolving real bugs?
- 3) Can fix patterns be leveraged for systematically resolving `FindBugs` violations in the wild?

3.6.1 Can fix patterns be applied to similar unfixed violations?

To answer this question, we apply fix patterns to a subset of unfixed violations in our subjects.

Experiment Setup

We collect a subset of unfixed violations of top 50 fixed violation types (described in Section 3.4) as the testing data of this experiment to evaluate the effectiveness of fixed patterns. Additionally, we use the method described in Section 3.4 to extract source code features of fixed violations and unfixed ones, and cluster unfixed violations.

With extracted source code features, we match fix patterns for unfixed violations. For each violation type, 10 unfixed violation instances, which are the most similar to the centroids of their corresponding clusters, are selected as the evaluation subjects. If there are not enough instances or clusters available, we collect as many as available.

For each unfixed violation instance, the top 10 most similar fix patterns are selected as the primary fix pattern candidates from fix patterns of the same violation type, and top 10 most similar fix patterns are selected as secondary fix pattern candidates from fix patterns of other types. Only if the 10 primary fix pattern candidates could not fix a violation, secondary fix pattern candidates would be used. The similarity between the unfixed violation and the fix pattern is the cosine similarity of their source code features.

Since fix patterns are identified manually in Section 3.5, they are presented in a summarized way without code contexts that are used to match fix patterns for unfixed violations. Thus, during the process of matching fix patterns for unfixed violations, the fixed violation, the most similar to the centroid of its corresponding cluster, is considered as a fix pattern of the current fixed violation cluster.

Fix pattern candidates are used for changing the source code of unfixed violations. Since the candidates are actual instances of fixed violations, it is straight-forward to apply the change to the target (unfixed) violations. When a patch candidate of an unfixed violation can pass compiling and cannot be identified as a violation by `FindBugs`, the corresponding matched fix pattern is regarded as a positive fix pattern for the unfixed violation.

Experiment Results

Table 13 shows the results of unfixed violations resolved by fix patterns. Overall, among the 500 unfixed violations, 127 (25.4%) of them are fixed by the most similar matched fix patterns (i.e., top-1), 188 (37.6%) of them are fixed by the top-5, and 203 (40.6%) of them are fixed by the top-10. The matched positive fix patterns mainly cluster on top-5 fix pattern candidates, which are a few less than the top-10 range. Enlarging the search space of fix pattern candidates cannot effectively find positive fix patterns for more target violations.

Among the 203 fixed unfixed-violations, only 3 of them are fixed by matched fix patterns collected across violation types. According to our observation, `DM_NUMBER_CTOR` and `DM_FP_NUMBER_CTOR` have similar fix patterns. We use the fix patterns of `DM_FP_NUMBER_CTOR` to match fix pattern candidates for `DM_NUMBER_CTOR` violations. The fix patterns of `DM_FP_NUMBER_CTOR` can fix the `DM_NUMBER_CTOR` violations, and vice versa.

We note that fix patterns of 23 violation types do not fix any instances. According to our observation, it might be caused by the following reasons:

Reason 1. It is difficult to match effective fix patterns for specific violations. For example, `DE_MIGHT_IGNORE` violations are fixed by replacing the `Exception` with a specific exception class. Therefore, it is challenging to match an appropriate specific exception class for this kind of violations in terms of syntax without any semantic information or test cases.

Reason 2. It is challenging to identify common fix patterns from the source code changes of some violations without an exact position. For example, `UWF_FIELD_NOT_INITIALIZED_IN_CONSTRUCTOR` means that non-null fields are not initialized in any constructors [14]. Our observation shows that the positions of this kind of violations are located in one constructor. So that, it is impossible to obtain any information about these violations. Even if some information of these violations could be identified, which are the specific information, it is still a challenge to match any effective fix patterns for them.

Reason 3. It is unable to fix `NM_METHOD_NAMING_CONVENTION` violations which do not comply the method naming convention. Even if violated method names can be fixed by matched fix patterns, the changed name may cause

TABLE 13: Unfixed-violations resolved by fix patterns.

Violation types	Top 1	Top 5	Top 10	Total
RI_REDUNDANT_INTERFACES	10	10	10	10
SE_NO_SERIALVERSIONID	10	10	10	10
UPM_UNCALLED_PRIVATE_METHOD	10	10	10	10
DM_NUMBER_CTOR	9	10	10	10
DM_FP_NUMBER_CTOR	9	10	10	10
DM_BOXED_PRIMITIVE_FOR_PARSING	8	9	10	10
DM_CONVERT_CASE	7	9	10	10
MS_SHOULD_BE_FINAL	7	9	9	10
PZLA_PREFER_ZERO_LENGTH_ARRAYS	7	7	8	10
RCN_REDUNDANT_NULLCHECK_WOULD_HAVE_BEEN_A_NPE	6	8	8	10
RV_RETURN_VALUE_IGNORED_BAD_PRACTICE	6	7	8	10
SBSC_USE_STRINGBUFFER_CONCATENATION	4	10	10	10
MS_PKGPROTECT	4	9	9	10
EI_EXPOSE_REP2	4	4	5	10
DM_DEFAULT_ENCODING	4	5	5	10
WMI_WRONG_MAP_ITERATOR	3	7	9	10
UC_USELESS_CONDITION	3	6	6	10
ES_COMPARING_STRINGS_WITH_EQ	2	8	10	10
RCN_REDUNDANT_NULLCHECK_OF_NONNULL_VALUE	3	4	4	10
SIC_INNER_SHOULD_BE_STATIC_ANON	3	3	3	10
UCF_USELESS_CONTROL_FLOW	2	9	10	10
BC_UNCONFIRMED_CAST_OF_RETURN_VALUE	2	4	4	10
DLS_DEAD_LOCAL_STORE	2	3	4	10
NP_NULL_ON_SOME_PATH	1	5	7	10
BC_UNCONFIRMED_CAST	1	1	1	10
UC_USELESS_OBJECT	0	8	8	10
NP_NULL_ON_SOME_PATH_FROM_RETURN_VALUE	0	3	5	10
VA_FORMAT_STRING_USES_NEWLINE	0	0	0	10
UWF_FIELD_NOT_INITIALIZED_IN_CONSTRUCTOR	0	0	0	10
DE_MIGHT_IGNORE	0	0	0	10
EI_EXPOSE_REP	0	0	0	10
IS2_INCONSISTENT_SYNC	0	0	0	10
NM_METHOD_NAMING_CONVENTION	0	0	0	10
NP_LOAD_OF_KNOWN_NULL_VALUE	0	0	0	10
NP_NONNULL_RETURN_VIOLATION	0	0	0	10
NP_PARAMETER_MUST_BE_NONNULL_BUT_MARKED_AS_NULLABLE	0	0	0	10
OBL_UNSATISFIED_OBLIGATION	0	0	0	10
OBL_UNSATISFIED_OBLIGATION_EXCEPTION_EDGE	0	0	0	10
ODR_OPEN_DATABASE_RESOURCE	0	0	0	10
OS_OPEN_STREAM	0	0	0	10
OS_OPEN_STREAM_EXCEPTION_PATH	0	0	0	10
REC_CATCH_EXCEPTION	0	0	0	10
RV_RETURN_VALUE_IGNORED_NO_SIDE_EFFECT	0	0	0	10
SE_SWITCH_NO_DEFAULT	0	0	0	10
SIC_INNER_SHOULD_BE_STATIC	0	0	0	10
SQL_PREPARED_STATEMENT_GENERATED_FROM_NONCONSTANT_STRING	0	0	0	10
ST_WRITE_TO_STATIC_FROM_INSTANCE_METHOD	0	0	0	10
URF_UNREAD_PUBLIC_OR_PROTECTED_FIELD	0	0	0	10
URF_UNREAD_FIELD	0	0	0	10
UWF_UNWRITTEN_FIELD	0	0	0	10
Total	127 25.4%	188 37.6%	203 40.6%	500

Identified fix patterns are applied to fixing a subset of unfixed violations in our subjects.

compilation errors or API changes that may break client programs.

Reason 4. It is challenging to fix all related violations just by deleting the violated source code. For example, the common fix pattern of `EI_EXPOSE_REP` is deleting the violated source code. When the fix pattern is used to fix related violations, the changed source code may not be correctly compiled.

Reason 5. There might be a lack of effective fix patterns for some violation types. The fix patterns of some violation types are deleting the violated source code. We do not adopt this kind of fix patterns, even though the violation can

be fixed or removed by deleting the violated source code, which removes the feature of original source code and many of them failed to pass compile or checkstyle.

3.6.2 Can Fix patterns be leveraged for systematically resolving real bugs?

To answer this question, we apply fix patterns to a subset of faults in Defects4J [20] which is a large collection of defects in Java program and has been used in previous study about program repair [49], [50], [51].

Experiment Setup:

We run FindBugs on the 395 buggy versions of the 6 projects in Defects4J. As a result, it turns out that 14 bugs out of the bugs are static analysis violations that also can be detected by FindBugs. This is reasonable that most of the bugs in Defects4J are functional bugs which fail under specific test cases rather than static analysis violations.

We use the same method as presented in Section 3.6.1 to extract source code features and match fix patterns for localized bugs. Patches are generated manually under the guidance of matched fix patterns as well. When the generated patch candidate can pass the failed test cases of the corresponding bug and FindBugs cannot identify any violation at the same position, the matched fix pattern is regarded as a positive fix pattern for this bug.

Experiment Results:

TABLE 14: Fixed bugs in Defects4J with fix patterns.

Classification	# bugs
Fixed bugs	4
Violations are removed but generates new bugs	2
Need more contexts	2
Failed to match plausible fix patterns	6
Total	14

Table 14 shows the results of this experiment. Four of 14 bugs are fixed by fix patterns and the generated patches by fix patterns are semantically identical to patches provided by developers. The violations of two bugs are removed by fix patterns, but the generated patches lead to two new bugs. There are two bugs that can be matched with fix patterns, but it still needs more contexts to fix them. For example, bug `Lang23` is identified as a `EQ_DOESNT_OVERRIDE_EQUALS` violations and matched with a fix pattern: overriding the `equals(Obj o)` method. It is difficult to generate a patch of the bug with this fix pattern without attributes of the object being compared. The remaining six of 14 bugs occurred on specific code, which is challenging to match plausible fix patterns for them without any context.

3.6.3 Can Fix patterns be leveraged for systematically resolving FindBugs violations in the wild?

To answer this question, we conduct a live study to evaluate the effectiveness of fix patterns by applying the fix patterns to a subset of violations of 10 open source Java projects identified by FindBugs. There projects are collected from Github.com on 30th September 2017 and presented in Table 15 where “LOC” means the lines of code, which cover small, median, and large projects.

TABLE 15: Ten open source Java projects.

Project Name	# files	LOC
json-simple	12	2,505
commons-io	117	28,541
commons-lang	148	77,577
commons-math	841	186,425
ant	859	219,506
cassandra	1,625	216,192
mahout	1,145	222,345
aries	1,570	216,646
poi	4,562	894,514
camel	8,119	1,079,671

TABLE 16: Results of live study.

Project Name	# Patches				
	pushed	ignored	rejected	improved	merged
json-simple	2	1	0	0	0
commons-io	2	0	2	0	0
commons-lang	7	5	1	1	0
commons-math	6	6	0	0	0
ant	16	2	4	1	9
cassandra	9	9	0	0	0
mahout	3	2	0	0	0
aries	5	5	0	0	0
poi	44	0	0	0	44
camel	22	0	8	0	14
Total†	116	30	15	2	67

†One patch of json-simple is the same as a patch of the same violation which has been fixed by its developer in another version. One patch of mahout is attached to its bug report system but has not yet been merged.

TABLE 17: Delays until acceptance.

Delay	less than 1 day	1 to 2 days	17 days
Number of Patches	46 (67%)	21 (30%)	2 (3%)

Acceptance indicates one of improved or merged patches.

TABLE 18: Verification of accepted patches.

Verified by	1 developer	2 developers	3 developers
Number of Patches	48	19	2

Experiment Setup:

FindBugs is applied to these 10 projects to localize violations. Localized violations belonging to the top 50 fixed violation types (presented in Section 3.3) are randomly selected as our evaluating data. After violations are collected, we use the same method as presented in Section 3.6.1 to extract source code features and match fix patterns for localized violations. Patches are generated manually under the guidance of matched fix patterns as well. Generated patches of violations, which can pass compile and checkstyle but will neither be identified as any violation at the same position by FindBugs nor fail to any test cases, are committed to the corresponding projects to be evaluated by their developers.

Experiment Results:

Table 16 shows that 116 patches of violations are pushed to these 10 projects. In these 116 patches, 30 of them are ignored, 15 of them are rejected, 2 of them are improved by developers, and 67 of them are merged. Another one of these 116 patches for json-simple project is the same as the patch for the same violation which has been fixed by its developer. The last one of these 116 patches for mahout project is attached to its bug report system.

Table 17 presents the distribution of delays in 69 accepted (merged + improved) patches. 67% of them are accepted within 1 day, 30 of them are accepted within 2 days, and only 2 of them take a long time to get accepted. This distribution is better than the median distributions of the three kinds of patches presented in paper [8].

We note that 21 accepted patches were verified by at least two developers. Although 48 accepted patches were verified by only one developer, we argue that it is not biased out of two reasons. The first one is that the common source code patterns of these accepted fixed violation types are consistent with the descriptions documented by FindBugs. The second reason is that the matched fix patterns are commonly accepted by developers in community since these patterns are the common fix patterns of fixed violation types extracted from the revision histories of existing projects.

Listing 2: Violation types never occurred in these 10 projects.

1. SIC_INNER_SHOULD_BE_STATIC
2. NM_METHOD_NAMING_CONVENTION
3. SIC_INNER_SHOULD_BE_STATIC_ANON
4. NP_PARAMETER_MUST_BE_NONNULL_BUT_MARKED_AS_NULLABLE
5. NP_NONNULL_RETURN_VIOLATION
6. UPM_UNCALLED_PRIVATE_METHOD
7. ODR_OPEN_DATABASE_RESOURCE
8. SE_NO_SERIALVERSIONID

In this live study, we also get some insights as below:

Insight 1. Well-maintained projects are not prone to violating some common violation types in this study. We note that eight violation types presented in Listing 2 never occurred in these 10 projects. Type RI_REDUNDANT_INTERFACES occurs only one time in json-simple project. This finding suggest that violation recurrences may be time-varying, so that, there is a time-variant issue of violation recurrences in revision histories of software projects, which may help to prioritize violations. It is included in our future work.

Insight 2. Developers can write positive patches to fix bugs existing in their projects based on the patches generated by our method. For example, the developers of commons-lang¹¹ project fixed a bug¹² reported as a DM_CONVERT_CASE violation by FindBugs through improving the patch generated by our method, as shown in Figure 25. Our method cannot generate the patch they wanted because there is no fix pattern that is related to adding a rule of Locale.ROOT in our dataset, so that there might be a limitation of existing patches in revision histories.

The patch generated by fix patterns:

```
- final TimeZone tz = TimeZone.getTimeZone(
-     value.toUpperCase());
+ final TimeZone tz = TimeZone.getTimeZone(
+     value.toUpperCase(Locale.ENGLISH));
```

The patch improved by developers:

```
- final TimeZone tz = TimeZone.getTimeZone(
-     value.toUpperCase());
+ final TimeZone tz = TimeZone.getTimeZone(
+     value.toUpperCase(Locale.ROOT));
```

Fig. 25: Example of an improved patch in real project.

11. <https://github.com/apache/commons-lang>

12. <https://garygregory.wordpress.com/2015/11/03/java-lowercase-conversion-turkey/>

Insight 3. Developers will not accept plausible patches that seems unnecessary even if those are likely to be useful. For example, Figure 26 shows a rejected patch that adds an instanceof test to the implementation of equals(Object obj). The developers want to accept this patch at the first glimpse, but they reject to change the source code after reading the context of these violations since the implementation of equals(Object obj) belongs to an inner static class which is only used in a generic type that will not compare against other Object types.

Rejected Patch:

```
- return Arrays.equals(keys, ((MultipartKey)obj).keys);
+ return obj instanceof MultipartKey &&
+ Arrays.equals(keys, ((MultipartKey)obj).keys);
```

Fig. 26: Example of a rejected patch in real projects.

Insight 4. Some violations fixed by fix patterns may break the backward compatibility of applications concerned by developers, so that, developers will reject patches for this kinds of violations. For example, Figure 27 shows a rejected patch of a MS_SHOULD_BE_FINAL violation in *Path.java* file of ant project, which breaks the backward compatibility of systemClasspath in *InternalAntRunner* class¹³ of Eclipse project.

Insight 5. Some violation types have low impact. For example, PZLA_PREFER_ZERO_LENGTH_ARRAYS represents that an array-return method should consider returning a zero length array rather than null. Its fix pattern is replacing the null reference with a corresponding zero length array. Developers ignored or rejected patches for this type of violations because they do have null-check to prevent these violations. If there is no null-check for these violations, the invocations of these methods would be identified as NP_NULL_ON_SOME_PATH violations. Thus, PZLA_PREFER_ZERO_LENGTH_ARRAYS might not be useful in practice.

Insight 6. Some fix patterns make programs fail to compile. For example, the common fix pattern of RV_RETURN_VALUE_IGNORED_BAD_PRACTICE violations is adding an if statement to check the return boolean value of the violated source code. We note that return values of some violated source code of this violation type are not boolean type. Copying the change behavior of the fix pattern directly to this kind of violations will fail to compile.

Insight 7. Some fix patterns make programs fail to checkstyle. Figure 28 presents an example of a patch generated by our method for a MS_SHOULD_BE_FINAL violation in *XmlConverter.java* file of camel¹⁴ project, which makes the project fail to checkstyle.

Insight 8. Some fix patterns of some violations are controversial. For example, the fix patterns of DM_NUMBER_CTOR violations are replacing the Number constructor with static Number valueOf method. It has been found that changing new Integer() to Integer.valueOf() and changing Integer.valueOf() to new Integer() were reverted repeatedly. Some developers find that new Integer() outperforms Integer.valueOf(), and some other developers find that Integer.valueOf() outperforms new

Rejected Patch breaks the backward compatibility:

```
-public static Path systemClasspath =
+public static final Path systemClasspath =
    new Path(null, System.getProperty("java.class.path"));
```

Code @Line 1484 in InternalAntRunner.java in Eclipse project:

```
org.apache.tools.ant.types.Path.systemClasspath =
    systemClasspath;
```

Fig. 27: Example of a rejected patch breaking the backward compatibility.

A Patch makes program fail to checkstyle:

```
-public static String defaultCharset =
+public static final String defaultCharset =
    ObjectHelper.getSystemProperty(
        Exchange.DEFAULT_CHARSET_PROPERTY, "UTF-8");
```

Fig. 28: Example of a patch making program fail to checkstyle.

Integer(). Additionally, some developers report that Double.doubleToLongBits() could be more efficient than new Double() and Double.valueOf() when comparing two double values with equals() method. We infer that the DM_NUMBER_CTOR or DM_FP_NUMBER_CTOR violations should be identified and revised based on the specific function, otherwise, developers may be prone to ignoring these kinds of violations.

4 DISCUSSION

4.1 Threats to validity

The threat to external validity is that we focus on the violations of Java projects. There might be some differences among different programming languages, which we believe that our method can be applied to other programming language projects.

The threats to internal validity include the limitations of the underlying tools used in this study (i.e., FindBugs and GumTree). GumTree may produce unfeasible edit scripts. To reduce this threat, we add extra labels into GumTree. FindBugs may produce some violations with inaccurate positions. To reduce this threat, we re-locate and re-visit the violated source code with the bug descriptions of some violation types by FindBugs. FindBugs may yield high false positives. In order to reduce this threat, we focus on the common violations and common fixed violations in this study. These threats could be further reduced by developing more advanced tools.

The threats to internal validity also include the limitation of our method. Violation tracking may produce false positive fixed violations. We combine the commit DiffEntry and diffs parsed by GumTree to reduce this threat. Irrelevant code contexts can interfere with patterns mining. For example, one statement contains complex expressions, which may lead to a high number of irrelevant tokens. If this kind of violations were not filtered out in this study, it would increase the interference of noise. To reduce this validity, our study should be replicated in future work by extracting and analyzing the key violated source code with relevant code contexts identified using system dependency graphs. In this study, we also find that some violations are replaced by method invocations which encapsulate the detailed source code changes of fixing the corresponding

13. https://github.com/eclipse/eclipse.platform/blob/R4_6_maintenance/ant/org.eclipse.ant.core/src_ant/org/eclipse/ant/internal/core/ant/InternalAntRunner.java#L1484

14. <https://github.com/apache/camel>

violations. The method we proposed extracts source code changes from source code changing positions of violations. It is challenging to extract source code changes from these kinds of fixed violations. In order to reduce this validity, we are planning to integrate static analysis technique into our method to get more detailed source code changes.

4.2 Insights on unfixed violations

Given the high proportion of violations that were found to remain unfixed in software projects, we investigate the potential reasons to this situations. By comparing in Section 3.3 the code patterns of unfixed violations against those of fixed patterns, we note that they are commonly shared, suggesting that the reasons are not mainly due to the violation code characteristics. Instead, we can enumerate other implicit reasons based on the observation of statistical data as well as the comments received during our live study to fix violations in ten open source projects.

- 1) Actually, many developers do not use `FindBugs` as part of their development tool chain. For example, we found that only 36% of projects in our study include a commit mentioning `FindBugs`. Also, interestingly, in the cases of projects where we found that only 2% (1,944/88,927) of fixed `FindBugs` violations explicitly refer to the `FindBugs` tool in commit messages.
- 2) As a static analysis tool, `FindBugs` yields a significant number of false positives: i.e., violations that developers do not consider as being true violations. We indeed highlighted some code patterns of detected violations that they are inconsistent with the descriptions provided by `FindBugs` (cf. Section 3.4).
- 3) Our interaction with developers helped us confirm that developers do not consider most `FindBugs` violations as being severe enough to deserve attention in their development process.
- 4) Some violations identified by `FindBugs` might be controversial because we find that some fix patterns of some violations are controversial (cf. Insight 8 in Section 3.6.3).
- 5) Finally, according to our live study, we note that some developers may be willing to fix violations if they had in hand some fix patterns. Unfortunately, `FindBugs` only reports the violations, and does not provide in many cases any hint on how to deal with them. Our work is towards filling this gap systematically based on harvested knowledge from developer fixes.

5 RELATED WORK

5.1 Static analysis

Static analysis violations are studied and investigated from different aspects. Several studies attempted to classify actionable (likely to be true positive) and unactionable (false positive) violations by using machine learning techniques [13], [26], [28]. Classifying new and recurring alarms is necessary to prune identical alarms between subsequent releases. Hash code matching [24] and coding pattern analysis [12] can be used for identifying recurring violations. Model checking techniques [52], [53] and constraint

solvers [54], [55] can also verify true violations and prune false positive.

Violation prioritization can provide a ranked list so that developers focus on important ones first. Z-ranking [56] prioritizes violations based on observations of real error trends. Jung et al. leveraged Bayesian statistics to rank violations [57]. History-based prioritization [58], [59], [60] utilizes history of program changes to prioritize violations. In addition, several studies attempted to leverage user feedback to rank violations [21], [25], [61].

5.2 Change pattern mining

Common change patterns are useful for various purposes. Pan et al. [48] explored common bug fix patterns in Java programs to understand how developers change programs to fix a bug. Based on the insight, PAR [62] leveraged common fix patterns for automated program repair. Martinez and Monperrus further investigated repair models that can be utilized in program fixing while Zhong and Su [63] conducted a large-scale study on bug fixing changes in open source projects. Tan et al. [64] analyzed anti-patterns that may interfere with the process of automated program repair.

5.3 Bug datasets

Several datasets of real-world bugs have been proposed in the literature to evaluate approaches in software testing, software repair, and defect prediction approaches. Do et al. [65] have thus contributed to testing techniques with a controlled experimentation platform. The associated dataset was added to the SIR database, which provides a widely-used test bed for debugging and test suite optimization. Lu et al. [66] and Cifuentes et al. [67] have respectively proposed BugBench and BegBunch as benchmarks for bug detection tools. Similarly, Dallmeier et al. [68] have proposed iBugs, a benchmark for bug localization. Similarly to our process, their benchmark was obtained by extracting historical bug data. Bug data can also be found in the PROMISE repository [69] which includes a large variety of datasets for software engineering research. Le Goues et al. [70] have designed the GenProg benchmark with C bugs. More recently, Just et al [20] have proposed Defects4J to evaluate software testing and repair approaches. Their dataset was collected from the recent history of five widely-used Java bugs, for which they could include the associated test suites.

5.4 Program repair

Recent studies of program repair have presented several achievements. There are mainly two lines of research: (1) fully automated repair and (2) patch hint suggestion. The former focuses on automatically generating patches that can be integrated into a program without human-intervention. The patch generation process often includes patch verification to figure out whether the patch does not break the original functionality when it is applied to the program. The verification is often achieved by running a given test suite. The latter techniques suggest code fragments that can help create a patch rather than generating a patch ready to integrate. Developers may use the suggestions to write patches and verify them manually.

Automated program repair is pioneered by GenProg [71], [72]. This approach leverages genetic programming to create a patch for a given buggy program. It is followed by an acceptability study [73] and systematic evaluation [74]. Regarding the acceptability issue, Kim et al. [62] advocated GenProg may generate nonsensical patches and proposed PAR to deal with the issue. PAR leverages human-written patches to define fix templates and can generate more acceptable patches. HDRRepair [51] leverages bug fixing history of many projects to provide better patch candidates to the random search process. While GenProg relies on randomness, utilizing program synthesis techniques [75], [76], [77] can directly generate patches even though they are limited to a certain subset of bugs. Other notable approaches include contract-based fixing [78], program repair based on behavior models [79], and conditional statement repair [80].

Patch suggestion studies explored diverse dimensions. MintHint [81] generates repair hints based on statistical analysis. Tao et al. [82] investigated how automatically generated patches can be used as debugging aids. Caramel [83] focuses on potential performance defects and suggests specific types of patches to fix those defects.

Many studies have explored properties of program repair. Monperrus [84] criticized issues of patch generation learned from human-written patches [62]. Barr et al. discussed the plastic surgery hypothesis [85] that theoretically illustrates graftability of bugs from a given program. Long and Rinard analyzed the search space issues for population-based patch generation [86]. Smith et al. presented an argument of overfitting issues of program repair techniques [87]. Koyuncu et al. [8] compared the impact of different patch generation techniques in Linux kernel development. Benchmarks for program repair are proposed for different programming languages [20], [70]. Based on a benchmark, a large-scale replication study was conducted [49].

6 CONCLUSION

In this study, we investigate recurrences of violations as well as their fixing changes, collected from open source Java projects, in terms of quantity, spread and category respectively. We note that a small number of violation types are responsible for the majority of recurrent violations and fixed violations in software projects. Additionally, there is no correlation between the spread of a violation type and its number of occurrences, and there is no correlation between the recurrences of all detected violation types and the recurrences of fixed violation types.

In this paper, we propose an approach to mine code patterns and fix patterns of static analysis violations by leveraging CNNs and X-means. The identified fix patterns are evaluated through three experiments. They are indeed applied to fixing many unfixed violations in our subjects, and they can also be used to fix some relevant faults in Defects4J. Additionally, 67 of 116 patches generated by these fix patterns for 10 open source Java projects have been accepted by developers. Furthermore, findings of our experiments provide useful insights for improving the state-of-the-art static analysis and automated program repair techniques.

In the future, we would like to combine identified fix patterns with automated program repair techniques to generate bug fixes more efficiently. In the live study, we find that

some common violations never occurred in latest versions of those projects. We postulate that violation recurrences may be time-varying. Our future work also contains studies on the time-variant issue of violation recurrences to further figure out the historic changes of fixed violations and the latest trend of violations, which may help prioritize violations.

REFERENCES

- [1] Synopsys, "Coverity," <http://www.coverity.com/>, Last Accessed: Nov.2017.
- [2] ObjectLab, <http://www.objectlab.co.uk/>, Last Accessed: Nov. 2017.
- [3] Github, "semmlle," <https://semmlle.com/>, Last Accessed: Nov. 2017.
- [4] D. Hovemeyer and W. Pugh, "Finding bugs is easy," *ACM Sigplan Notices*, vol. 39, no. 12, pp. 92–106, 2004.
- [5] Github, "Pmd," <https://pmd.github.io/>, Last Accessed: Nov. 2017.
- [6] I. P. A. Group, "Splint," <http://splint.org/>, Last Accessed: Nov. 2017.
- [7] D. Marjamäki, "Cppcheck," <http://cppcheck.sourceforge.net/>, Last Accessed: Nov. 2017.
- [8] A. Koyuncu, T. F. Bissyand, D. Kim, J. Klein, M. Monperrus, and Y. Le Traon, "Impact of Tool Support in Patch Construction," in *Proceedings of the 26th ACM SIGSOFT International Symposium on Software Testing and Analysis*. New York, NY, USA: ACM, 2017, pp. 237–248.
- [9] LLVM, "Clang static analyzer," <https://clang-analyzer.llvm.org/>, Last Access: Nov. 2017.
- [10] A. Bessey, K. Block, B. Chelf, A. Chou, B. Fulton, S. Hallem, C. Henri-Gros, A. Kamsky, S. McPeak, and D. Engler, "A few billion lines of code later: using static analysis to find bugs in the real world," *Communications of the ACM*, vol. 53, no. 2, pp. 66–75, 2010.
- [11] D. Engler, D. Y. Chen, S. Hallem, A. Chou, and B. Chelf, "Bugs as deviant behavior: A general approach to inferring errors in systems code," in *ACM SIGOPS Operating Systems Review*, vol. 35, no. 5. ACM, 2001, pp. 57–72.
- [12] R. D. Venkatasubramanyam and S. Gupta, "An Automated Approach to Detect Violations with High Confidence in Incremental Code Using a Learning System," in *Companion Proceedings of the 36th International Conference on Software Engineering*. New York, NY, USA: ACM, 2014, pp. 472–475.
- [13] S. Heckman and L. Williams, "A Model Building Process for Identifying Actionable Static Analysis Alerts," in *International Conference on Software Testing Verification and Validation*, 2009. ICST '09. IEEE, Apr. 2009, pp. 161–170.
- [14] F. 3.0.1, "Findbugs bug descriptions," <http://findbugs.sourceforge.net/bugDescriptions.html>, Last Accessed: Nov. 2017.
- [15] N. Ayewah, W. Pugh, J. D. Morgenthaler, J. Penix, and Y. Zhou, "Evaluating static analysis defect warnings on production software," in *Proceedings of the 7th ACM SIGPLAN-SIGSOFT workshop on Program analysis for software tools and engineering*. ACM, 2007, pp. 1–8.
- [16] L. Mou, G. Li, L. Zhang, T. Wang, and Z. Jin, "Convolutional neural networks over tree structures for programming language processing," in *AAAI*, 2016, pp. 1287–1293.
- [17] D. Pelleg, A. W. Moore et al., "X-means: Extending k-means with efficient estimation of the number of clusters," in *ICML*, vol. 1, 2000, pp. 727–734.
- [18] J.-R. Falleri, F. Morandat, X. Blanc, M. Martinez, and M. Monperrus, "Fine-grained and accurate source code differencing," in *ACM/IEEE International Conference on Automated Software Engineering*. Vasteras, Sweden - September 15 - 19: ACM, 2014, pp. 313–324.
- [19] Y. Goldberg and O. Levy, "word2vec explained: Deriving mikolov et al.s negative-sampling word-embedding method," *CoRR*, 2014.
- [20] R. Just, D. Jalali, and M. D. Ernst, "Defects4j: A Database of Existing Faults to Enable Controlled Testing Studies for Java Programs," in *Proceedings of the 2014 International Symposium on Software Testing and Analysis*. New York, NY, USA: ACM, 2014.
- [21] H. Shen, J. Fang, and J. Zhao, "EFindBugs: Effective Error Ranking for FindBugs," in *Verification and Validation 2011 Fourth IEEE International Conference on Software Testing*, Mar. 2011, pp. 299–308.

- [22] Apache, "Maven," <https://maven.apache.org/>, Last Accessed: Nov. 2017.
- [23] P. Avgustinov, A. I. Baars, A. S. Henriksen, G. Lavender, G. Menzel, O. de Moor, M. Schfer, and J. Tibble, "Tracking Static Analysis Violations over Time to Capture Developer Characteristics," in *Proceedings of the 37th International Conference on Software Engineering - Volume 1*. Piscataway, NJ, USA: IEEE Press, 2015, pp. 437–447.
- [24] J. Spacco, D. Hovemeyer, and W. Pugh, "Tracking Defect Warnings Across Versions," in *Proceedings of the 2006 International Workshop on Mining Software Repositories*. New York, NY, USA: ACM, 2006, pp. 133–136.
- [25] S. Heckman and L. Williams, "On Establishing a Benchmark for Evaluating Static Analysis Alert Prioritization and Classification Techniques," in *Proceedings of the Second ACM-IEEE International Symposium on Empirical Software Engineering and Measurement*. New York, NY, USA: ACM, 2008, pp. 41–50.
- [26] Q. Hanam, L. Tan, R. Holmes, and P. Lam, "Finding Patterns in Static Analysis Alerts: Improving Actionable Alert Ranking," in *Proceedings of the 11th Working Conference on Mining Software Repositories*. New York, NY, USA: ACM, 2014, pp. 152–161.
- [27] S. Heckman and L. Williams, "A systematic literature review of actionable alert identification techniques for automated static code analysis," *Information and Software Technology*, vol. 53, no. 4, pp. 363–387, Apr. 2011.
- [28] J. Yoon, M. Jin, and Y. Jung, "Reducing False Alarms from an Industrial-Strength Static Analyzer by SVM," in *2014 21st Asia-Pacific Software Engineering Conference*, vol. 2, Dec. 2014, pp. 3–6.
- [29] K. Yi, H. Choi, J. Kim, and Y. Kim, "An empirical study on classification methods for alarms from a bug-finding static C analyzer," *Information Processing Letters*, vol. 102, no. 2–3, pp. 118–123, Apr. 2007.
- [30] M. Matsugu, K. Mori, Y. Mitari, and Y. Kaneda, "Subject independent facial expression recognition with robust face detection using a convolutional neural network," *Neural Networks*, vol. 16, no. 5–6, pp. 555–559, 2003.
- [31] H. Peng, L. Mou, G. Li, Y. Liu, L. Zhang, and Z. Jin, "Building program vector representations for deep learning," in *International Conference on Knowledge Science, Engineering and Management*. Springer, 2015, pp. 547–553.
- [32] T. Mikolov, K. Chen, G. Corrado, and J. Dean, "Efficient estimation of word representations in vector space," *International Conference on Learning Representations: Workshop*, 2013.
- [33] S. Wang, T. Liu, and L. Tan, "Automatically learning semantic features for defect prediction," in *Proceedings of the 38th International Conference on Software Engineering*. Austin, TX, USA, May 14–22: ACM, 2016, pp. 297–308.
- [34] T. Mikolov, K. Chen, G. Corrado, and J. Dean, "Efficient estimation of word representations in vector space," *CoRR*, vol. abs/1301.3781, 2013.
- [35] X. Gu, H. Zhang, D. Zhang, and S. Kim, "Deep api learning," in *Proceedings of the 2016 24th ACM SIGSOFT International Symposium on Foundations of Software Engineering*. ACM, 2016, pp. 631–642.
- [36] Y. LeCun, L. Bottou, Y. Bengio, and P. Haffner, "Gradient-based learning applied to document recognition," *Proceedings of the IEEE*, vol. 86, pp. 2278–2324, 1998.
- [37] I. H. Witten, E. Frank, M. A. Hall, and C. J. Pal, *Data Mining: Practical machine learning tools and techniques*. Morgan Kaufmann, 2016.
- [38] LIP6, "Coccinelle," <http://coccinelle.lip6.fr/>, Last Accessed: Nov. 2017.
- [39] Y. Padioleau, J. Lawall, R. R. Hansen, and G. Muller, "Documenting and automating collateral evolutions in linux device drivers," in *ACM SIGOPS Operating Systems Review*, vol. 42, no. 4. ACM, 2008, pp. 247–260.
- [40] G. Georgios and S. Diomidis, "Ghtorrent," <http://ghtorrent.org/halloffame.html>, Last Accessed: Nov. 2017.
- [41] S. Root, "Evaluation of findbugs," <https://www.cs.cmu.edu/~aldrich/courses/654/tools/square-root-FindBugs-2009.pdf>, Last Accessed: Aug. 2017.
- [42] M. D. Zeiler, "ADADELTA: an adaptive learning rate method," *CoRR*, vol. abs/1212.5701, 2012.
- [43] T. Mikolov, I. Sutskever, K. Chen, G. S. Corrado, and J. Dean, "Distributed representations of words and phrases and their compositionality," *Advances in Neural Information Processing Systems 26 (NIPS)*, pp. 3111–3119, 2013.
- [44] A. Krizhevsky, I. Sutskever, and G. E. Hinton, "Imagenet classification with deep convolutional neural networks," in *Advances in neural information processing systems*, 2012, pp. 1097–1105.
- [45] D. Ciregan, U. Meier, and J. Schmidhuber, "Multi-column deep neural networks for image classification," in *Computer Vision and Pattern Recognition (CVPR)*, IEEE Conference on. IEEE, 2012, pp. 3642–3649.
- [46] K. Herzig and A. Zeller, "The impact of tangled code changes," in *Mining Software Repositories (MSR)*, 10th IEEE Working Conference on. San Francisco, CA, USA, May 18–19: IEEE, 2013, pp. 121–130.
- [47] D. Kawrykow and M. P. Robillard, "Non-essential changes in version histories," in *Proceedings of the 33rd International Conference on Software Engineering*. Waikiki, Honolulu, HI, USA, May 21–28: ACM, 2011, pp. 351–360.
- [48] K. Pan, S. Kim, and E. J. Whitehead, "Toward an understanding of bug fix patterns," *Empirical Software Engineering*, vol. 14, no. 3, pp. 286–315, Aug. 2008.
- [49] M. Martinez, T. Durieux, R. Sommerard, J. Xuan, and M. Monperius, "Automatic repair of real bugs in java: A large-scale experiment on the defects4j dataset," *Empirical Software Engineering*, pp. 1–29, 2016.
- [50] Y. Xiong, J. Wang, R. Yan, J. Zhang, S. Han, G. Huang, and L. Zhang, "Precise condition synthesis for program repair," in *Proceedings of the 39th International Conference on Software Engineering*. IEEE Press, 2017, pp. 416–426.
- [51] X. B. D. Le, D. Lo, and C. L. Goues, "History Driven Program Repair," in *2016 IEEE 23rd International Conference on Software Analysis, Evolution, and Reengineering (SANER)*, vol. 1, Mar. 2016, pp. 213–224.
- [52] P. Darke, M. Khanzode, A. Nair, U. Shrotri, and R. Venkatesh, "Precise Analysis of Large Industry Code," in *2012 19th Asia-Pacific Software Engineering Conference*, vol. 1, Dec. 2012, pp. 306–309.
- [53] T. Muske and U. P. Khedker, "Efficient elimination of false positives using static analysis," in *2015 IEEE 26th International Symposium on Software Reliability Engineering (ISSRE)*, Nov. 2015, pp. 270–280.
- [54] Y. Kim, J. Lee, H. Han, and K.-M. Choe, "Filtering false alarms of buffer overflow analysis using SMT solvers," *Information and Software Technology*, vol. 52, no. 2, pp. 210–219, Feb. 2010.
- [55] M. Junker, R. Huuck, A. Fehnker, and A. Knapp, "SMT-Based False Positive Elimination in Static Program Analysis," in *SpringerLink*. Springer, Berlin, Heidelberg, Nov. 2012, pp. 316–331.
- [56] T. Kremenek and D. Engler, "Z-Ranking: Using Statistical Analysis to Counter the Impact of Static Analysis Approximations," in *SpringerLink*. Springer, Berlin, Heidelberg, Jun. 2003, pp. 295–315.
- [57] Y. Jung, J. Kim, J. Shin, and K. Yi, "Taming False Alarms from a Domain-Unaware C Analyzer by a Bayesian Statistical Post Analysis," in *SpringerLink*. Springer, Berlin, Heidelberg, Sep. 2005, pp. 203–217.
- [58] C. C. Williams and J. K. Hollingsworth, "Automatic mining of source code repositories to improve bug finding techniques," *IEEE Transactions on Software Engineering*, vol. 31, no. 6, pp. 466–480, Jun. 2005.
- [59] S. Kim and M. D. Ernst, "Prioritizing Warning Categories by Analyzing Software History," in *Fourth International Workshop on Mining Software Repositories (MSR'07:ICSE Workshops 2007)*, May 2007, pp. 27–27.
- [60] —, "Which Warnings Should I Fix First?" in *Proceedings of the 6th Joint Meeting of the European Software Engineering Conference and the ACM SIGSOFT Symposium on The Foundations of Software Engineering*. New York, NY, USA: ACM, 2007, pp. 45–54.
- [61] T. Kremenek, K. Ashcraft, J. Yang, and D. Engler, "Correlation Exploitation in Error Ranking," in *Proceedings of the 12th ACM SIGSOFT Twelfth International Symposium on Foundations of Software Engineering*. New York, NY, USA: ACM, 2004, pp. 83–93.
- [62] D. Kim, J. Nam, J. Song, and S. Kim, "Automatic Patch Generation Learned from Human-written Patches," in *Proceedings of the 2013 International Conference on Software Engineering*. Piscataway, NJ, USA: IEEE Press, 2013, pp. 802–811.
- [63] H. Zhong and Z. Su, "An Empirical Study on Real Bug Fixes," in *Proceedings of the 37th International Conference on Software Engineering - Volume 1*. Piscataway, NJ, USA: IEEE Press, 2015, pp. 913–923.
- [64] S. H. Tan, H. Yoshida, M. R. Prasad, and A. Roychoudhury, "Anti-patterns in Search-based Program Repair," in *Proceedings of the 2016 24th ACM SIGSOFT International Symposium on Foundations*

- of Software Engineering. New York, NY, USA: ACM, 2016, pp. 727–738.
- [65] H. Do, S. Elbaum, and G. Rothermel, “Supporting controlled experimentation with testing techniques: An infrastructure and its potential impact,” *Empirical Software Engineering*, vol. 10, no. 4, pp. 405–435, 2005.
- [66] S. Lu, Z. Li, F. Qin, L. Tan, P. Zhou, and Y. Zhou, “Bugbench: Benchmarks for evaluating bug detection tools,” in *Workshop on the evaluation of software defect detection tools*, vol. 5, 2005.
- [67] C. Cifuentes, C. Hoermann, N. Keynes, L. Li, S. Long, E. Mealy, M. Mounteney, and B. Scholz, “Begbunch: Benchmarking for c bug detection tools,” in *Proceedings of the 2nd International Workshop on Defects in Large Software Systems: Held in conjunction with the ACM SIGSOFT International Symposium on Software Testing and Analysis (ISSTA 2009)*. ACM, 2009, pp. 16–20.
- [68] V. Dallmeier and T. Zimmermann, “Extraction of bug localization benchmarks from history,” in *Proceedings of the twenty-second IEEE/ACM international conference on Automated software engineering*. ACM, 2007, pp. 433–436.
- [69] N. S. U. Computer Science, “tera-promise repository,” <http://openscience.us/repo/>, Last Accessed: Nov. 2017.
- [70] C. Le Goues, N. Holtschulte, E. K. Smith, Y. Brun, P. Devanbu, S. Forrest, and W. Weimer, “The manybugs and introclass benchmarks for automated repair of c programs,” *IEEE Transactions on Software Engineering*, vol. 41, no. 12, pp. 1236–1256, 2015.
- [71] W. Weimer, T. Nguyen, C. Le Goues, and S. Forrest, “Automatically finding patches using genetic programming,” in *Proceedings of the 31st International Conference on Software Engineering*, ser. ICSE ’09. IEEE Computer Society, 2009, pp. 364–374.
- [72] C. Le Goues, T. Nguyen, S. Forrest, and W. Weimer, “GenProg: A Generic Method for Automatic Software Repair,” *Software Engineering, IEEE Transactions on*, vol. 38, no. 1, pp. 54–72, Feb. 2012.
- [73] Z. P. Fry, B. Landau, and W. Weimer, “A human study of patch maintainability,” in *Proceedings of the 2012 International Symposium on Software Testing and Analysis*, ser. ISSTA 2012. New York, NY, USA: ACM, 2012, pp. 177–187.
- [74] C. Le Goues, M. Dewey-Vogt, S. Forrest, and W. Weimer, “A systematic study of automated program repair: Fixing 55 out of 105 bugs for \$8 each,” in *2012 34th International Conference on Software Engineering (ICSE)*, Jun. 2012, pp. 3–13.
- [75] H. D. T. Nguyen, D. Qi, A. Roychoudhury, and S. Chandra, “SemFix: Program Repair via Semantic Analysis,” in *Proceedings of the 2013 International Conference on Software Engineering*, ser. ICSE ’13. Piscataway, NJ, USA: IEEE Press, 2013, pp. 772–781.
- [76] S. Mechtaev, J. Yi, and A. Roychoudhury, “Angelix: Scalable Multiline Program Patch Synthesis via Symbolic Analysis,” in *Proceedings of the 38th International Conference on Software Engineering*. New York, NY, USA: ACM, 2016, pp. 691–701.
- [77] —, “DirectFix: Looking for Simple Program Repairs,” in *Proceedings of the 37th International Conference on Software Engineering - Volume 1*. Piscataway, NJ, USA: IEEE Press, 2015, pp. 448–458.
- [78] Y. Wei, Y. Pei, C. A. Furia, L. S. Silva, S. Buchholz, B. Meyer, and A. Zeller, “Automated fixing of programs with contracts,” in *Proceedings of the 19th international symposium on Software testing and analysis*. Trento, Italy: ACM, 2010, pp. 61–72.
- [79] V. Dallmeier, A. Zeller, and B. Meyer, “Generating Fixes from Object Behavior Anomalies,” in *24th IEEE/ACM International Conference on Automated Software Engineering*, 2009. ASE ’09. IEEE, Nov. 2009, pp. 550–554.
- [80] J. Xuan, M. Martinez, F. DeMarco, M. Clment, S. L. Marcote, T. Durieux, D. L. Berre, and M. Monperrus, “Nopol: Automatic Repair of Conditional Statement Bugs in Java Programs,” *IEEE Transactions on Software Engineering*, vol. 43, no. 1, pp. 34–55, Jan. 2017.
- [81] S. Kaleeswaran, V. Tulsian, A. Kanade, and A. Orso, “MintHint: Automated Synthesis of Repair Hints,” in *Proceedings of the 36th International Conference on Software Engineering*. New York, NY, USA: ACM, 2014, pp. 266–276.
- [82] Y. Tao, J. Kim, S. Kim, and C. Xu, “Automatically Generated Patches As Debugging Aids: A Human Study,” in *Proceedings of the 22nd ACM SIGSOFT International Symposium on Foundations of Software Engineering*. New York, NY, USA: ACM, 2014, pp. 64–74.
- [83] A. Nistor, P.-C. Chang, C. Radoi, and S. Lu, “Caramel: Detecting and Fixing Performance Problems That Have Non-intrusive Fixes,” in *Proceedings of the 37th International Conference on Software Engineering - Volume 1*. Piscataway, NJ, USA: IEEE Press, 2015, pp. 902–912.
- [84] M. Monperrus, “A Critical Review of “Automatic Patch Generation Learned from Human-written Patches”: Essay on the Problem Statement and the Evaluation of Automatic Software Repair,” in *Proceedings of the 36th International Conference on Software Engineering*. New York, NY, USA: ACM, 2014, pp. 234–242.
- [85] E. T. Barr, Y. Brun, P. Devanbu, M. Harman, and F. Sarro, “The Plastic Surgery Hypothesis,” in *Proceedings of the 22nd ACM SIGSOFT International Symposium on Foundations of Software Engineering*. New York, NY, USA: ACM, 2014, pp. 306–317.
- [86] F. Long and M. Rinard, “An Analysis of the Search Spaces for Generate and Validate Patch Generation Systems,” in *Proceedings of the 38th International Conference on Software Engineering*. New York, NY, USA: ACM, 2016, pp. 702–713.
- [87] E. K. Smith, E. T. Barr, C. Le Goues, and Y. Brun, “Is the Cure Worse Than the Disease? Overfitting in Automated Program Repair,” in *Proceedings of the 2015 10th Joint Meeting on Foundations of Software Engineering*. New York, NY, USA: ACM, 2015, pp. 532–543.

APPENDIX A BUG FIX PROCESS

A fix pattern is used as a guide to fix a bug, of which fixing process is defined as a *bug fix process*.

Definition 7. Bug Fix Process (FIX): A *bug fix process* is a function of fixing a bug with a set of fix patterns.

$$FIX : (bc, FP^+) \rightarrow P^* \quad (7)$$

where bc is the code block of a bug. FP^+ means a set of fix patterns, and some of them could be applied to bc . P^* is a set of patches for bc , which is generated by the bug fix process. A *bug fix process* is specified by a *bug fix function* in this study.

Definition 8. Bug Fix Function (FixF): A *bug fix function* consists of two domains and three sub functions. They can be formalized as:

$$FixF : (bc, FP^+) = CtxF + M + R \rightarrow P^* \quad (8)$$

$$CtxF : bc \rightarrow Ctx_{bc} \quad (9)$$

$$M : (Ctx_{bc}, Ctx_{fp} \in FP^+) \rightarrow FP^* \quad (10)$$

$$R : (bc, Ctx_{bc}, CO \in FP^*) \rightarrow P^* \quad (11)$$

where bc is the code block of a given bug and FP^+ is a set of fix patterns. $CtxF$ denotes the function of converting buggy code into a code context (i.e., Ctx_{bc}). M means the matching function of matching the code context of the given buggy code block with fix patterns to find appropriate fix patterns (i.e., FP^* , $FP^* \subseteq FP^+$) for the bug, where Ctx_{fp} is the code context of a fix pattern. If $FP^* = \emptyset$, it indicates that there is no fix pattern matched for the bug in the whole set of fix patterns. R represents the function of repairing the bug with change operations (i.e., CO) in matched fix patterns. If $P^* = \emptyset$, it indicates that there is no any patch which could be generated by the provided fix patterns and pass test cases of the bug.