

Energy Efficient and Throughput Optimal CSMA Scheme

Ali Maatouk*, Mohamad Assaad*, and Anthony Ephremides†

*TCL Chair on 5G, Laboratoire des Signaux et Systèmes, CentraleSupélec, Gif-sur-Yvette, France

†ECE Dept., University of Maryland, College Park, MD 20742

Abstract—Carrier Sense Multiple Access (CSMA) is widely used as a Medium Access Control (MAC) in wireless networks thanks to its simplicity and distributive nature. This motivated researchers to find CSMA schemes that achieves throughput optimality. In 2008, it has been shown that even simple CSMA-type algorithms is able to achieve optimality in terms of throughput and has been given the name "adaptive" CSMA. Lately, new technologies emerged where prolonged battery life is crucial such as environment and industrial monitoring. This inspired the foundation of new CSMA based MAC protocols where nodes are allowed to transition into sleep mode e.g. IEEE 802.15.4 MAC. However, throughput optimality of these protocols was not established. This paper therefore aims to find a new CSMA scheme that combines both throughput optimality and energy efficiency by adapting to the throughput and power consumption needs of each node. This is done by *smartly* controlling operational parameters such as back-off and sleeping timers. The main advantages about this scheme is being asynchronous, completely distributed and its ability to adapt to different power consumption profiles required by each node. We present numerical results that show the gain in terms of energy efficiency compared to the conventional adaptive CSMA scheme.

Index Terms—CSMA, Throughput Optimality, IoT, Wireless MAC.

I. INTRODUCTION

THROUGHPUT optimality for network scheduling, which is by definition the ability to withstand any arrival rate inside the capacity region of the network [1], has been thoroughly investigated in the literature. Tassiulas and Ephremides introduced in their seminal paper [2] the maximal-weight scheduling (MWS), a throughput optimal scheduling scheme. This scheme is however centralized and requires finding the maximum weighted independent sets, a well known NP-Complete problem. In the aim of overcoming the complexity, a surge of papers have been published. The efforts were divided in two classes: the first one aimed to propose low complexity algorithms for certain interference models (e.g. [3] and the references therein) while the other focused on proposing low complexity algorithms that guarantee a portion of capacity region [4] or a worst-case performance [5]. These approaches suffer from message passing, which can create a lot of congestion especially in the case of high nodes density.

On the other hand, another class of simple and distributed algorithms is the Carrier Sense Multiple Access (CSMA),

which is one of the most popular random access protocols. CSMA is referred to as the class of algorithms in which a node senses the medium and transmit a packet only if the medium is sensed idle. The reason for its widespread is due to the fact that it is simple and completely distributed [5]. Classical CSMA such as the one adopted in IEEE 802.11 suffers however from throughput sub-optimality. This issue has been solved in a series of work where it was shown that throughput optimality can be achieved using fully distributed algorithms (e.g. [1][6]). For instance, it was shown in [1] that adaptive CSMA maximizes the throughput of the system for a general interference model.

Both classical and adaptive CSMA suffer however from high energy consumption. When in back-off stages, continuous sensing of the environment by each node is required to spot any conflicting transmissions from its neighbors which would result in an inevitable power consumption [1]. With long battery life being a strict requirement for emerging technologies, new MAC protocols were therefore proposed. In particular, low energy consumption has been the main focus in the design of MAC protocols in Wireless Sensor Networks (WSN). These protocols rely on the idea of *duty cycling* in which nodes regularly sleep. Sensor-MAC is one of the most famous low-energy MAC protocols, which is based on sleep schedules that are managed by virtual clusters [7]. Numerous other protocols were also introduced to further enhance performance [8][9]. These protocols however suffer from message passing in order to maintain synchronization. Another procedure available in the literature is to make the nodes wake up periodically with an offset between them while compensating for the clock drift through several proposed methods [10]. Since the throughput optimality of these proposed methods was not established, we seek to propose a new distributed CSMA scheme that does not involve any message passing and achieves throughput optimality while reducing power consumption.

In the aim of reducing power consumption, our scheme involves giving each node the freedom to transition between *AWAKE* and *SLEEP* states. Conventional duty cycling proposed by the above methods will however not fit our case due to a lack of adaptation of the duty cycle period. We argue that by *smartly* controlling both the sleeping and back-off duration of each node, power consumption can be reduced

while *still* maintaining the ability to withstand any feasible arrival rate. This of course drastically changes the CSMA model which requires new analysis as one will see in the sequel. The result will be a fully distributed algorithm in which time is not slotted (hence no synchronization required) and does not suffer from any message passing or clock drift issues. A new parameter will reveal itself which is assigned to each node based on a satisfactory power-delay tradeoff.

The Paper is organized as follows: Section II describes the model used and present the proposed CSMA scheme. The Markov Chain and optimality analysis is provided in section III. Section IV provides numerical results that corroborate the theoretical assumptions while Section V concludes the paper.

II. SYSTEM MODEL AND PROPOSED ALGORITHM

A. Interference Model

We consider a wireless network composed of multiple links (i.e. multiple transmitters and receivers pairs) using the same bandwidth. The interference between the links is modeled by a conflict graph model, which is the most common model used in the literature and more precisely in the area of random access and CSMA based modeling. Assuming that we have K links in the network, we associate a corresponding conflict graph $G=\{V, E\}$, where V is the set of vertices of the graph which denotes the links of the network and E being the set of edges. Two vertices have an edge between them iff these two links cannot transmit at the same time. Clearly, not all links necessarily have the ability to transmit at the same time hence we define the notion of independent set of this conflict graph. We denote the independent set of this graph by $x^i \in \{0, 1\}^K$ where $x_k^i = 1$ if link k is active in this set.

In the aim of reducing power consumption, we give the ability to each node to choose either to be awake or asleep. In this context, we have 2^K possible awake configurations for the links. For each configuration j , there exist a unique conflict graph $G_j=\{V_j, E_j\}$. We define for each of these graphs, the set of independent sets $I_j=\{x^i: \text{the network is in awake configuration } j\}$.

B. Proposed Scheme

The words nodes, links and users are used interchangeably throughout the paper. In the following, we adopt the standard CSMA assumptions [1]:

- Sensing is considered instantaneous, there is no sensing delay
- The problem of *Hidden Nodes* does not exist

These two assumptions make the model easier to work with and mathematically tractable. In addition to that, we assume that the links are always *back-logged*. Taking these assumptions into consideration, we can now state the way our mechanism works. The node can be in one of the following states:

- *SLEEP* state: In this case, power consumption is minor and no sensing of the environment takes place

- *AWAKE* state: The adaptive CSMA sensing and back-off mechanisms take place

The decision to either Wake-up/Sleep is dictated by an appropriate timer. When a node decides to sleep, it picks an exponentially distributed wake-up time with mean $1/W_k$ after which it wakes up. Once the node is awake, it picks an exponentially chosen sleep timer with mean $1/S_k$ after which it goes back to sleep. The motivation behind choosing exponentially distributed timers is the memory-less property that enables us to pursue a MC based analysis. When the node is awake, the adaptive CSMA scheme takes place:

- An exponentially distributed back-off timer with mean $1/R_k$ is picked
- Continuous sensing of the channel takes place and whenever the channel is sensed idle, the back-off timer runs otherwise it is frozen. In both cases, the sleep timer keeps running
- Once the back-off timer runs out, the channel is captured by the node and the sleep timer is hence frozen
- Packets transmission time is assumed to be exponentially distributed with an average channel holding time $1/H_k$
- After successful transmission, the sleep-timer is resumed and another back-off timer is picked for the next transmission

III. MC BASED OPTIMALITY ANALYSIS

A. Proposed Markov Chain

Due to the introduction of a new degree of freedom for each node, the MC proposed in [1] would not fit our analysis. The description of our scheme can be modeled by a 2D CTMC where each state in the chain is made of two components (a^j, x^i) :

Configuration State a^j : A K -tuple of binary variables a_k that indicates if the node k is awake (binary value 1) or asleep (binary value 0).

Transmission State x^i : A K -tuple of variables x_k that indicates if the node k is transmitting or not. We assume that a node transmit just one packet when it acquires the channel hence x_k^i is a binary variable. To note that if $x_k^i = 1$, this necessarily means that the associated configuration state with this transmission state must have $a_k^j = 1$ since a node cannot transmit unless it is awake.

Proposition 1. *This CTMC is irreducible and time reversible that is fully characterized by the two parameters $r_k = \log(R_k/H_k)$ and $\rho_k = \log(W_k/S_k)$ called transmission aggressiveness and waking-up aggressiveness respectively. This chain admits the following distribution as stationary:*

$$\pi(a^j, x^i; \mathbf{r}, \boldsymbol{\rho}) = \frac{\exp(\sum_{k=1}^K a_k^j \rho_k) \exp(\sum_{k=1}^K x_k^i r_k)}{C(\mathbf{r}, \boldsymbol{\rho})} \quad (1)$$

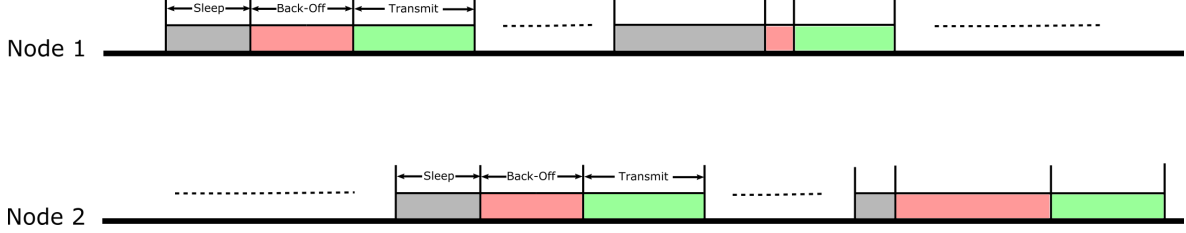


Fig. 1: Time-line of the proposed CSMA scheme

Where $C(\mathbf{r}, \boldsymbol{\rho})$ is a normalization constant and is equal to:

$$C(\mathbf{r}, \boldsymbol{\rho}) = \sum_{j=1}^{2^K} \exp\left(\sum_{k=1}^K a_k^j \rho_k\right) \sum_{i=1}^{|I_j|} \exp\left(\sum_{k=1}^K x_k^i r_k\right)$$

Proof: It is sufficient to show that the preceding distribution verifies the detailed balance equations.

Step 1: Consider the following two states (a^j, x^i) and $(a^j + \mathbf{e}_k, x^i)$ where $a_k^j = 0$ and \mathbf{e}_k represents the canonical vector in \mathbb{R}^K . It can be verified that:

$$\frac{\pi(a^j + \mathbf{e}_k, x^i; \mathbf{r}, \boldsymbol{\rho})}{\pi(a^j, x^i; \mathbf{r}, \boldsymbol{\rho})} = \exp(\rho_k)$$

Step 2: Consider the two states (a^j, x^i) and $(a^j, x^i + \mathbf{e}_k)$ where $a_k^j = 1$ (the node has to be awake to be able to transmit), $x_k^i = 0$ and $x_{k'}^i = 0 \forall k' \in Neighbor(k)$. It can also be verified that:

$$\frac{\pi(a^j, x^i + \mathbf{e}_k; \mathbf{r}, \boldsymbol{\rho})}{\pi(a^j, x^i; \mathbf{r}, \boldsymbol{\rho})} = \exp(r_k)$$

To further clarify the model, a simple example of two conflicting links is taken in Fig. 2. The dashed lines partition the chain in 4 regions where in each, the states share the same configuration state. One can see how our chain is much more general by observing that the partition where $a^j = (1, \dots, 1)$ is nothing but the MC in [4].

The throughput achieved by user k using this scheme is simply the amount of time the chain is in a state where node k is both awake and transmitting. This can be formulated in the following way:

$$s_k(\mathbf{r}, \boldsymbol{\rho}) = \sum_{j=1}^{2^K} a_k^j \sum_{i=1}^{|I_j|} x_k^i \pi(a^j, x^i; \mathbf{r}, \boldsymbol{\rho}) \quad (2)$$

Remark 1. One can see that our framework provides more degrees of freedom as compared to the adaptive CSMA since new parameters, for instance $1/W_k$ and $1/S_k$, are introduced. In the adaptive CSMA, the overall optimal transmission aggressiveness (and therefore the optimal back-off timer mean) is just dictated by the network. This might lead to relatively large back-off timers which would result in an inevitable power loss due to continuous sensing of the environment. The motivation behind the utility of these new degree of freedom is the fact that nodes that sleep tend to be more aggressive on the channel once they are awake

to compensate for the time spent in Sleep mode. By doing so, back-off timers are drastically shrunk which reduces power consumption. One can see in Fig. 1 an example of the case of two nodes where Node 1 is highly constrained by its battery life unlike Node 2. Node 1 therefore eventually end up in sleeping mode for large duration of time while being extremely aggressive on the network (short back-off timer) once it transitions to Awake state. On the other hand, Node 2 barely sleeps and is moderately aggressive on the network. Our aim is therefore to develop a well designed sleep-wake up mechanism that would still maintain throughput optimality while dealing with this power consumption issue and this is what we are going to tackle in the following sections.

B. Optimality Analysis

We consider that the arrival rate is normalized to the capacity hence $\lambda_k \leq 1$. In this case, λ_k can be seen as the portion of time the chain should be in a state where user k is both awake and transmitting. Hence a rate is said to be feasible if it can be written in function of a joint probability distribution over our MC space \mathbf{P} where:

$$\lambda_k = \sum_{j=1}^{2^K} \sum_{i=1}^{|I_j|} p_{ij} a_k^j x_k^i \quad (3)$$

and \mathbf{P} verifies:

$$\sum_{j=1}^{2^K} \sum_{i=1}^{|I_j|} p_{ij} = 1$$

The rate region is then defined by:

$$\mathcal{C} = \{\boldsymbol{\lambda} \in \mathbb{R}^K : \lambda_k = \sum_{j=1}^{2^K} \sum_{i=1}^{|I_j|} p_{ij} a_k^j x_k^i\}$$

where \mathbf{P} verifies:

$$\begin{cases} p_{ij} \geq 0 \\ \sum_{j=1}^{2^K} \sum_{i=1}^{|I_j|} p_{ij} = 1 \end{cases}$$

For any arrival rate $\boldsymbol{\lambda} \in \mathcal{C}$, our goal would therefore be to calibrate the parameters $(\mathbf{r}, \boldsymbol{\rho})$ in a way to make the MC stationary distribution as close as possible to \mathbf{P} . This is equivalent to reducing the distance between these two

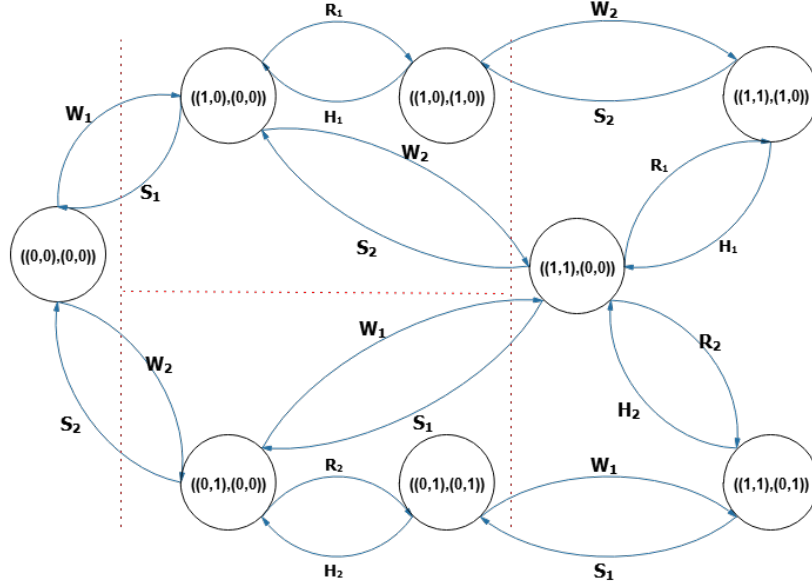


Fig. 2: Two conflicting nodes MC example

distributions. Different measures between distributions exist but in our paper we consider the *Kullback-Leibler* divergence. This approach was firstly introduced by the authors in [1] to prove the optimality of the adaptive CSMA. For our case, due to the introduction of new parameters, the subsequent analysis is different and the resulting problem is not necessarily convex which requires further investigation. Our optimization problem is the following:

$$\text{minimize}_{\mathbf{r}, \boldsymbol{\rho}} D(p \| \pi(\mathbf{r}, \boldsymbol{\rho})) = \sum_{j=1}^{2^K} \sum_{i=1}^{|I_j|} p_{ij} \log\left(\frac{p_{ij}}{\pi(a^j, x^i; \mathbf{r}, \boldsymbol{\rho})}\right)$$

The objective function can be reduced through several steps:

$$\begin{aligned} \sum_{j=1}^{2^K} \sum_{i=1}^{|I_j|} p_{ij} \log\left(\frac{p_{ij}}{\pi(a^j, x^i; \mathbf{r}, \boldsymbol{\rho})}\right) &= \sum_{j=1}^{2^K} \sum_{i=1}^{|I_j|} p_{ij} \log(p_{ij}) \\ - \sum_{j=1}^{2^K} \sum_{i=1}^{|I_j|} p_{ij} \log(\pi(a^j, x^i; \mathbf{r}, \boldsymbol{\rho})) &= \sum_{j=1}^{2^K} \sum_{i=1}^{|I_j|} p_{ij} \log(p_{ij}) \\ - \sum_{j=1}^{2^K} \sum_{i=1}^{|I_j|} p_{ij} \left(\sum_{k=1}^K x_k^i r_k + \sum_{k=1}^K a_k^j \rho_k - \log(C(\mathbf{r}, \boldsymbol{\rho})) \right) \end{aligned}$$

The first term being independent of $(\mathbf{r}, \boldsymbol{\rho})$, the problem can be reformulated as minimizing the following function:

$$\begin{aligned} F(\mathbf{r}, \boldsymbol{\rho}) &= - \sum_{k=1}^K \sum_{j=1}^{2^K} \sum_{i=1}^{|I_j|} p_{ij} x_k^i r_k - \sum_{k=1}^K \sum_{j=1}^{2^K} \sum_{i=1}^{|I_j|} p_{ij} a_k^j \rho_k \\ &+ \log\left(\sum_{j=1}^{2^K} \exp\left(\sum_{k=1}^K a_k^j \rho_k \right) \sum_{i=1}^{|I_j|} \exp\left(\sum_{k=1}^K x_k^i r_k \right) \right) \end{aligned}$$

The first term can be further reduced to an easier form since x_k^i cannot be equal to 1 unless the node k is actually awake. So multiplying by the binary variable a_k^j does not change the value of this term:

$$\sum_{k=1}^K \sum_{j=1}^{2^K} \sum_{i=1}^{|I_j|} p_{ij} x_k^i r_k = \sum_{k=1}^K \sum_{j=1}^{2^K} \sum_{i=1}^{|I_j|} p_{ij} a_k^j x_k^i r_k = \sum_{k=1}^K \lambda_k r_k$$

For the second term we will define a new variable

$$\sum_{k=1}^K \sum_{j=1}^{2^K} \sum_{i=1}^{|I_j|} p_{ij} a_k^j \rho_k = \sum_{k=1}^K \sum_{j=1}^{2^K} a_k^j \rho_k \sum_{i=1}^{|I_j|} p_{ij} = \sum_{k=1}^K f_k \rho_k$$

where:

$$f_k = \sum_{j=1}^{2^K} a_k^j \alpha_j = \mathbb{E}(a_k) \quad \text{and} \quad \alpha_j = \sum_{i=1}^{|I_j|} p_{ij}$$

α_j represents the portion of time required for the network to be at configuration state a^j . f_k can be seen as the portion of time that the node k is awake as dictated by the arrival rate λ_k . At a first glance, our problem as formulated is not necessarily convex in $(\mathbf{r}, \boldsymbol{\rho})$. However, this difficulty can be alleviated by introducing a new variable t_{ji} in the following manner:

$$\text{minimize}_{\mathbf{r}, \boldsymbol{\rho}, \mathbf{T}} - \sum_{k=1}^K \lambda_k r_k - \sum_{k=1}^K f_k \rho_k + \log\left(\sum_{j=1}^{2^K} \sum_{i=1}^{|I_j|} \exp(t_{ji}) \right)$$

$$\begin{aligned} \text{subject to} \quad t_{ji} &= \sum_{k=1}^K a_k^j \rho_k + \sum_{k=1}^K x_k^i r_k \\ j &= 1, \dots, 2^K \quad i = 1, \dots, |I_j|. \end{aligned}$$

The objective function is now made of convex/linear functions in $(\mathbf{r}, \boldsymbol{\rho}, \mathbf{t})$ since the log-sum-exponential function is a well known convex function [11]. On top of that, our equality constraints are simply linear hence our transformed OP is indeed convex. We can now formulate the Lagrangian and state the necessary and sufficient conditions for optimality.

$$\begin{aligned} \mathcal{L}(\mathbf{r}, \boldsymbol{\rho}, \mathbf{T}, \boldsymbol{\mu}) = & \sum_{j=1}^{2^K} \sum_{i=1}^{|I_j|} \mu_{ji} (-t_{ji} + \sum_{k=1}^K a_k^j \rho_k + \sum_{k=1}^K x_k^i r_k) \\ & - \sum_{k=1}^K \lambda_k r_k - \sum_{k=1}^K f_k \rho_k + \log\left(\sum_{j=1}^{2^K} \sum_{i=1}^{|I_j|} \exp(t_{ji})\right) \end{aligned}$$

Where μ_{ji} represents the dual variable corresponding to the $\{ji\}$ constraint. At the optimal point, the following conditions are met:

$$\frac{\partial \mathcal{L}(\mathbf{r}^*, \boldsymbol{\rho}^*, \mathbf{T}^*, \boldsymbol{\mu}^*)}{\partial t_{ji}} = -\mu_{ji}^* + \frac{\exp(t_{ji}^*)}{C(\mathbf{r}^*, \boldsymbol{\rho}^*)} = 0 \quad (4)$$

$$\frac{\partial \mathcal{L}(\mathbf{r}^*, \boldsymbol{\rho}^*, \mathbf{T}^*, \boldsymbol{\mu}^*)}{\partial \mu_{ji}} = -t_{ji}^* + \sum_{k=1}^K a_k^j \rho_k^* + \sum_{k=1}^K x_k^i r_k^* = 0 \quad (5)$$

Combining the above two conditions, we can conclude that:

$$\mu_{ji}^* = \frac{\exp\left(\sum_{k=1}^K a_k^j \rho_k^*\right) \exp\left(\sum_{k=1}^K x_k^i r_k^*\right)}{C(\mathbf{r}^*, \boldsymbol{\rho}^*)} = \pi(a^j, x^i; \mathbf{r}^*, \boldsymbol{\rho}^*)$$

which is nothing but the stationary distribution of our chain. Furthermore:

$$\frac{\partial \mathcal{L}(\mathbf{r}^*, \boldsymbol{\rho}^*, \mathbf{T}^*, \boldsymbol{\mu}^*)}{\partial \rho_k} = -f_k + \sum_{j=1}^{2^K} \sum_{i=1}^{|I_j|} \mu_{ji}^* a_k^j = 0 \quad (6)$$

Using our previous conclusion on μ_{ji}^* , (6) will lead to:

$$\begin{aligned} -f_k + \sum_{j=1}^{2^K} a_k^j \sum_{i=1}^{|I_j|} \pi(a^j, x^i; \mathbf{r}^*, \boldsymbol{\rho}^*) &= 0 \\ -f_k + \sum_{j=1}^{2^K} a_k^j \hat{\alpha}_j &= 0 \quad \text{and} \quad \hat{\alpha}_j = \sum_{i=1}^{|I_j|} \pi(a^j, x^i; \mathbf{r}^*, \boldsymbol{\rho}^*) \end{aligned}$$

$\hat{\alpha}_j$ is interpreted as the amount of time the chain is in configuration state a^j . Which means that at the optimal point, $\hat{f}_k \doteq \sum_{j=1}^{2^K} a_k^j \hat{\alpha}_j = f_k$ or in other words, the node k is awake just as needed to be. Lastly:

$$\frac{\partial \mathcal{L}(\mathbf{r}^*, \boldsymbol{\rho}^*, \mathbf{T}^*, \boldsymbol{\mu}^*)}{\partial r_k} = -\lambda_k + \sum_{j=1}^{2^K} \sum_{i=1}^{|I_j|} \mu_{ji}^* x_k^i = 0 \quad (7)$$

As it has been used before, multiplying by the binary variable a_k^j does not change this value due to the fact a node cannot transmit if not awake. Also using the previous conclusions concerning μ_{ji}^* , (7) becomes:

$$-\lambda_k + \sum_{j=1}^{2^K} a_k^j \sum_{i=1}^{|I_j|} x_k^i \pi(a^j, x^i; \mathbf{r}^*, \boldsymbol{\rho}^*) = 0$$

Hence at the optimal point we have $s_k(\mathbf{r}^*, \boldsymbol{\rho}^*) = \lambda_k$ which ensures rate stability of the queues. Consequently, our OP problem can be solved distributively using a simple gradient descent method by each user monitoring its own service rate and awake time.

C. Discussions and Parameter Birth

Now the question to answer is: what does the distribution \mathbf{P} truly dictates concerning the configuration state?

For any feasible $\boldsymbol{\lambda}$, it is clear from the expression of λ_k that the arrival rate *only* dictates the portion of time when user k has to be both awake and transmitting. The other states where the user is either awake or in a back-off stage are irrelevant to the arrival rate so the portion of time in which the chain is in those states presents for us a degree of freedom we can take advantage of. To see that more clearly, we know that the minimal value of f_k is λ_k . The only way to achieve this is if the node wakes up and instantly acquire the channel. Consequently for this case, the value of r_k tends to $+\infty$. In other words, the user is really aggressive to get the channel as soon as he wakes up.

The maximal value for f_k is 1, in other words the node is always awake. Consequently in this case, $\rho_k \rightarrow +\infty$. The special case when $f_k \rightarrow 1 \forall k$, we will have the configuration state $a^j = (1, \dots, 1)$ almost all the time and we are back to the adaptive CSMA scheme in [1]. In order to mitigate these extreme cases on ρ_k and r_k , we impose that $\lambda_k < f_k < 1 \forall k$. In overall we can write f_k in the following manner:

$$f_k = \lambda_k + \omega_k$$

where $0 < \omega_k < 1 - \lambda_k$. This ω_k is the degree of freedom (DoF) previously mentioned. When ω_k is really small, we are forcing the user to wake up just as necessary, so we expect him to be extremely aggressive on the channel (small back-off timer) and therefore power consumption is reduced. However due to the frequent long sleep, delays are to be anticipated which would manifest in long queues lengths. On the other extreme, if ω_k is close to its maximal value, the user is almost continuously active so less delays would be expected but a higher power consumption. In summary, ω_k is a power-delay trade off parameter that is *assigned* to each node depending on the desired trade-off. The beauty of this parameter comes from the fact that IoT applications present a mixture of both delay-sensitive and delay-tolerant applications. This can be exploited by simply calibrating the parameter assignment accordingly, the following table gives a few examples:

IoT Applications		
Category	Delay	Parameter
Emergencies	Highly Sensitive	High
E-Health	Med. Sensitivity	Medium
Environment Monitors	Highly Tolerant	Low

TABLE I: Parameter Assignment

This scheme would only be plausible if the optimum is always attained for a finite $(\mathbf{r}^*, \boldsymbol{\rho}^*)$ and that is what the following theorem addresses.

Theorem 2. *If $\boldsymbol{\lambda}$ is strictly feasible and if $\lambda_k < f_k < 1 \forall k$, then the optima is attained for a finite $(\mathbf{r}^*, \boldsymbol{\rho}^*)$*

To note: A rate $\boldsymbol{\lambda}$ is said to be *strictly feasible* if $\boldsymbol{\lambda} \in \text{int}(\mathcal{C})$ or in other words if there exist a neighborhood of $\boldsymbol{\lambda}$ such as every $\boldsymbol{\lambda}_I$ that belongs to this neighborhood is feasible. The case of two conflicting links can be found in Figures 3 and 4. Both $\boldsymbol{\lambda}$ and \mathbf{f} that are pointed to verify the required conditions by this theorem.

Proof: The proof can be found in the Appendix. ■

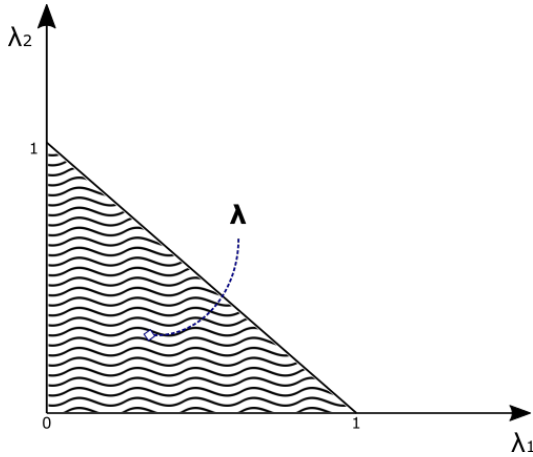


Fig. 3: Feasible capacity region for two conflicting links case

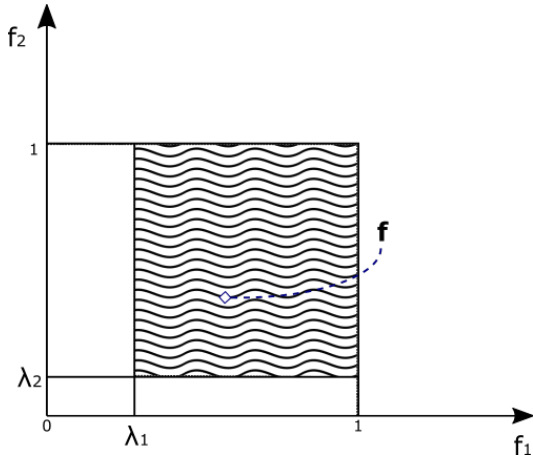


Fig. 4: The allowed region for the awake vector in the case of two conflicting links

D. Implementation Considerations

The DoF parameter assignment can be either *static* (kept constant) or it can be *dynamic* by choosing an appropriate function $g_k(Q_k)$ where Q_k is the queue length of link k .

First case: ω_k is assigned to each node and kept constant throughout transmission without change.

Second case: Once a large time frame T_c (called *convergence*

frame) has elapsed after which the *transmission aggressiveness* and *wake-up aggressiveness* attain their optimal value, a new constant $\omega_k = g_k(Q_k)$ can be assigned to calibrate the power-delay trade off based on the link's queue. It can be seen as a penalty function for the high queue length, that should be compensated in the next convergence frame. However this chosen function verifies certain properties, the first being that g_k is an increasing function in Q_k . Other properties include:

$$0 < g_k(Q_k) < 1 - \lambda_k \quad \forall Q_k$$

Update: Since the gradient of the desired objective function can be calculated in a distributed manner by each node k , the update will be done using a simple gradient descent method. However due to the fact that the mixing time is slow [1], the update should be done using *sufficiently large* time frames T_m called *update frame* in order to ensure that the chain reaches its stationary distribution. Suppose that the links update their aggressiveness at time t_m , we define $T_m = t_m - t_{m-1}$ as being the m -th update frame.

$$r_k(m+1) = r_k(m) + \Delta_{1k}(m)(\lambda_k - s_k(m))$$

$$\rho_k(m+1) = \rho_k(m) + \Delta_{2k}(m)(\lambda_k + \omega_k - \hat{f}_k(m))$$

where Δ refers to a well chosen step size. Both $s_k(m)$ and $\hat{f}_k(m)$ are calculated as follows:

$$s_k(m) = \frac{\int_{t_m}^{t_{m+1}} a_k(\tau)x_k(\tau)d\tau}{T_{m+1}} \quad \hat{f}_k(m) = \frac{\int_{t_m}^{t_{m+1}} a_k(\tau)d\tau}{T_{m+1}}$$

If λ_k is unknown, it can be itself approximated using its empirical average. A simple note to be taken in consideration, dummy packets are considered to be sent by node k if its buffer was empty to ensure the ideal throughput and awake duration are used during the updates.

As we can see from the expression of the *wake-up aggressiveness* and *Transmission aggressiveness*, the chain depends on the ratio between $\frac{W_k}{S_k}$ and $\frac{R_k}{H_k}$ and not individually on them. For instance, if we fix S_k to a value and update the *wake-up aggressiveness*, it is equivalent to changing just W_k and vice-versa. This means that the node's sleep timer is kept with the same mean but how often the node wakes up depends on the corresponding *wake-up aggressiveness*. We will adopt this approach by fixing both S_k and H_k .

Due to the fact that the updates create a fresh new chain, residual effects from the previous chain should be mitigated:

- If the node was awake and transmitting when the update time frame has elapsed, the update of the parameters will not affect it so no further actions
- If the node was awake but in a back-off stage, a new back-off timer according to the new *transmission aggressiveness* should be taken.
- If the node was asleep, a new wake-up timer according to the new *wake-up aggressiveness* should be generated

IV. SIMULATIONS

The goal of these simulations is to show the gain experienced from using this method compared to the adaptive CSMA. Two scenarios are taken in consideration but before we present them we should state the power model taken. The power consumption is as follows:

- When the node is in a *SLEEP* state, the node consumes P_z
- When the node is transmitting, it consumes P_t
- When the node is sensing the medium: it is essentially receiving radio signals and after signal processing, it takes a decision whether the medium is to be considered busy or not. We neglect the processing power consumption and assume that the power consumption in this case is simply the power required to receive the radio signal

We will show that even with this assumption that gives adaptive CSMA an edge since our goal is to minimize power induced by the medium sensing, we will still achieve a decent power gain.

As for the numerical values, we will adopt the values in WiseNET low power radio transceiver used in [12].

Power Model	
Power Parameter	Value
P_z	5 μ W
P_t	27 mW
P_s	1.8 mW

TABLE II: Power model values

For the sake of simplicity, we assume that the channel mean holding time is 1 ms, and as mentioned before we are going to assume that the sleeping timer's mean is kept constant throughout the simulations and is equal to 1 ms. In this way, the calibrations of parameters r_k and ρ_k is equivalent to calibrating the *back-off* and the *wake-up* timers mean respectively.

Scenario 1: The following simulation is a simple proof of concept and approval of theoretical results in terms of parameters convergence. For this purpose, we take a simple example of two conflicting links with medium traffic of arrival rate $\lambda = (0.35, 0.35)$. The simulations are run for 100 s with a fixed update time frame $T_m = 10$ ms and with the same step size $\Delta = 0.1$ in all updates for both of the algorithms. For the delay-power tradeoff parameter, it is taken as $\omega_k = 0.3$ for both links which would require both links to be awake 65% of the time.

For the adaptive CSMA, the minimization of the convex objective function leads to a theoretical *Transmission Aggressiveness* vector $\mathbf{r}^* = (0.154, 0.154)$. For our algorithm, the OP leads to an optimal *Transmission Aggressiveness* vector $\mathbf{r}^* = (0.9273, 0.9273)$ and *Wake-up Aggressiveness* vector $\boldsymbol{\rho}^* = (-0.1541, -0.1541)$. When adopting our scheme, as it can be seen from these values, the nodes will sleep but are more aggressive on the channel when they wake up than the adaptive CSMA to compensate for the time spent sleeping.

The algorithm is completely distributed and by only observing the amount of time the node spends transmitting and being awake, the parameters converge to their optimal point as seen in Fig.5.

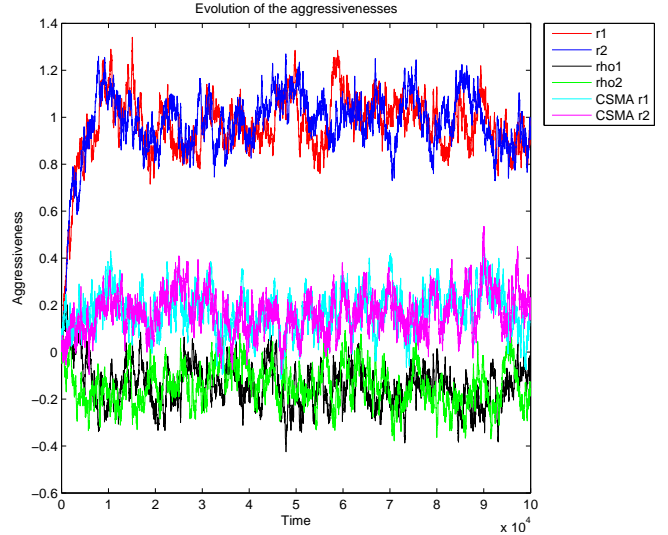


Fig. 5: Evolution of aggressiveness for $\omega_k = 0.3 \forall k$

Scenario 2: In this scenario, we take a realistic heterogeneous case in which several groups of nodes each have their own desired delay-power tradeoff. 3 groups of 4 nodes each are considered:

- Group 1:* This group is made of nodes that are extremely delay sensitive but can tolerate a higher energy consumption
- Group 2:* This group is made of nodes that fall between the two extremes, they need a moderate power consumption without introducing a lot of delay
- Group 3:* This group is made of nodes that can tolerate long delays however they are power limited

We consider that the arrival for each node is $\lambda_k = 0.077 \forall k$. $\omega_1 = 0.8$, $\omega_2 = 0.4$ and $\omega_3 = 0.1$ are assigned for Group 1, 2 and 3 respectively.

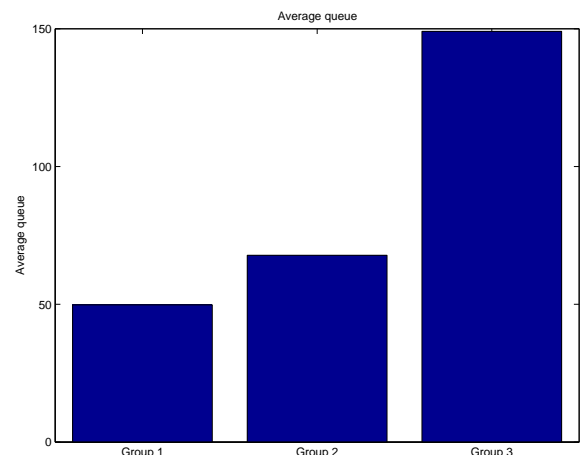


Fig. 6: Average queue lengths for each group

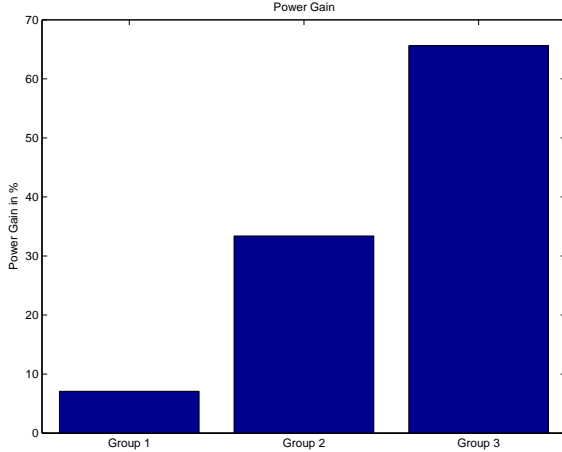


Fig. 7: Power gain of each group

In order to really demonstrate the difference, we are going to let the initial parameters to be close to their optimal values for both our scheme and adaptive CSMA. The results are shown in both Fig.6 and Fig.7.

As expected, Group 3 experienced the highest queue length but benefited from a high power gain (recall that Group 3 is delay tolerant). Group 1 on the other extreme had the complete opposite results while Group 2 laid in between these two cases. Fig.7 shows the gain in terms of power of our scheme as compared to the adaptive CSMA. Our results show clearly that our algorithm can handle multiple services at the same time by simply adjusting the parameters. For some IoT applications (with delay tolerance), our scheme provides a huge power gain.

V. CONCLUSION

In this paper, we introduced a new scheme that belongs to the CSMA family. In this scheme, we give each node the choice to be awake or asleep. We have shown that we can still maintain throughput optimality even if the node have the ability to transition into a *SLEEP* state. Each node controls two parameters for which the convergence to their optimal values has been proven to be completely distributed without any message passing. The theoretical analysis resulted in the birth of a parameter which had the interpretation as being a delay-power tradeoff. This parameter is assigned to each node depending on the application concerned. The simulations conformed with the theoretical results and showed the advantages in terms of power gain with respect to the adaptive CSMA.

REFERENCES

[1] L. Jiang and J. Walrand. A distributed csma algorithm for throughput and utility maximization in wireless networks. *IEEE/ACM Transactions on Networking*, 18(3):960–972, June 2010.

[2] L. Tassiulas and A. Ephremides. Stability properties of constrained queueing systems and scheduling policies for maximum throughput in multihop radio networks. *IEEE Transactions on Automatic Control*, 37(12):1936–1948, Dec 1992.

[3] A. Eryilmaz, A. Ozdaglar, and E. Modiano. Polynomial complexity algorithms for full utilization of multi-hop wireless networks. In *IEEE INFOCOM 2007 - 26th IEEE International Conference on Computer Communications*, pages 499–507, May 2007.

[4] X. Wu, R. Srikant, and J. R. Perkins. Scheduling efficiency of distributed greedy scheduling algorithms in wireless networks. *IEEE Transactions on Mobile Computing*, 6(6):595–605, June 2007.

[5] S. Y. Yun, Y. Yi, J. Shin, and D. Y. Eun. Optimal csma: A survey. In *2012 IEEE International Conference on Communication Systems (ICCS)*, pages 199–204, Nov 2012.

[6] Devavrat Shah and Jinwoo Shin. Randomized scheduling algorithm for queueing networks. *Ann. Appl. Probab.*, 22(1):128–171, 02 2012.

[7] Wei Ye, J. Heidemann, and D. Estrin. An energy-efficient mac protocol for wireless sensor networks. In *Proceedings, Twenty-First Annual Joint Conference of the IEEE Computer and Communications Societies*, volume 3, pages 1567–1576 vol.3, 2002.

[8] Tijs van Dam and Koen Langendoen. An adaptive energy-efficient mac protocol for wireless sensor networks. In *Proceedings of the 1st International Conference on Embedded Networked Sensor Systems, SenSys '03*, pages 171–180, New York, NY, USA, 2003. ACM.

[9] G. Lu, B. Krishnamachari, and C. S. Raghavendra. An adaptive energy-efficient and low-latency mac for data gathering in wireless sensor networks. In *18th International Parallel and Distributed Processing Symposium, 2004. Proceedings.*, pages 224–, April 2004.

[10] Bharath Sundararaman, Ugo Buy, and Ajay D. Kshemkalyani. Clock synchronization for wireless sensor networks: a survey. *Ad Hoc Networks*, 3(3):281 – 323, 2005.

[11] Stephen Boyd and Lieven Vandenberghe. *Convex Optimization*. Cambridge University Press, New York, NY, USA, 2004.

[12] Amre El-Hoiydi and Jean-Dominique Decotignie. Low power down-link mac protocols for infrastructure wireless sensor networks. *Mobile Networks and Applications*, 10(5):675–690, 2005.

APPENDIX

PROOF OF THEOREM 2

Since we do not impose any positivity constraints on our parameters, the use of Slatter’s conditions theorem as in [1] to prove finiteness of our parameters cannot be applied here and we have to recourse to other tools.

Lemma 3. $p_{ij} > 0 \forall i, j$ if and only if

$$\begin{cases} \lambda_k > 0 \quad \forall k \\ \lambda \text{ is strictly feasible} \\ \lambda_k < f_k < 1 \quad \forall k \end{cases}$$

Proof: We divide the proof of the Lemma in two parts as will be seen in the sequel.

Part 1: We start by proving that if $p_{ij} > 0 \forall i, j$ then:

$$\begin{cases} \lambda_k > 0 \quad \forall k \\ \lambda \text{ is strictly feasible} \\ \lambda_k < f_k < 1 \quad \forall k \end{cases}$$

- $f < 1$: the state $S = (0, 0)$ has a non-null probability then no node stay awake all the time and therefore we have that $f_k < 1 \quad \forall k$

- $f > \lambda$: states where nodes are awake and not transmitting have non zero probability i.e. nodes enter in back-off stages and therefore spend more time awake than transmitting

- $\lambda > 0$: it is straightforward since each node has an arrival rate of at least $p_k = (a^j = e_k, x^i = e_k) > 0$

- *Strict feasibility* : we will have to prove that there is exist a neighborhood of λ such that each arrival rate inside of

it is feasible. Let $p_0 = P((\mathbf{1}, \mathbf{0})) > 0$ the portion of time users are all awake and none of them is transmitting and $p_k = P((\mathbf{1}, \mathbf{e}_k)) > 0$ where \mathbf{e}_k refers to the canonical vector, we define $\epsilon = \min\{p_0/K, \min_k p_k\} > 0$. We can satisfy any arrival rate λ' such as:

$$|\lambda'_k - \lambda_k| \leq \epsilon \quad \forall k$$

We can do that by simply constructing the following distribution p' such as:

$$\begin{cases} p'_0 = p_0 - \sum_{k=1}^K (\lambda'_k - \lambda_k) \\ p'_k = p_k + \lambda'_k - \lambda_k \quad \forall k \\ p' = p \text{ for all other states} \end{cases}$$

To note that $f'_k = f_k \quad \forall k$ since we only change the transmission state and not the configuration state.

Part 2: Throughout this section, a visualization of the proof in the case of two conflicting nodes is presented to clarify the explanation. In this part, we suppose that λ and f verify:

$$\begin{cases} \lambda_k > 0 \quad \forall k \\ \lambda \text{ is strictly feasible} \\ \lambda_k < f_k < 1 \quad \forall k \end{cases}$$

We will try to construct $p > \mathbf{0}$ such as:

$$\begin{cases} \lambda_k = \sum_{j=1}^{2^K} \sum_{i=1}^{|I_j|} p_{ij} a_k^j x_k^i \\ f_k = \sum_{j=1}^{2^K} \sum_{i=1}^{|I_j|} p_{ij} a_k^j \end{cases}$$

We start by choosing an arbitrary probability distribution $p_A > \mathbf{0}$, then four cases can occur:

- (a): the randomly constructed p_A verifies the requirements $\lambda_A = \lambda$ and $f_A = f$ then we choose $p = p_A$
- (b): p_A verifies $\lambda_A = \lambda$ but $f_A \neq f$. Since both $f_A, f > \lambda$ (for f_A we recall part 1 since $p_A > \mathbf{0}$) hence they lay in the same region and we can find $d > 0$ as shown in Fig 9 such as:

$$f_B = f + d(f - f_A)$$

Therefore we can find $p_B \geq \mathbf{0}$ such as $\lambda_B = \lambda$. We can then construct in this case p in the following way:

$$p_{ij} = \theta p_{A_{ij}} + (1 - \theta) p_{B_{ij}}$$

where $\theta = \frac{d}{1+d} > 0$. We know that $p_{A_{ij}} > 0$ and $p_{B_{ij}} \geq 0$, therefore $p_{ij} > 0$.

(c): p_A verifies the requirement for $f_A = f$ but $\lambda_A \neq \lambda$. It is tricky here since the region of f depends on λ hence f_A and f do not lay in the same region. This is shown in Fig 11 where the green region represents the allowed region of f_A while the wavy one is for f . However since $\lambda < f$, we can always find a neighborhood of λ such as for each element in it λ_I , it verifies $\lambda_I < f$. This neighborhood is marked as a red disk in Figure 12. Now we take the intersections

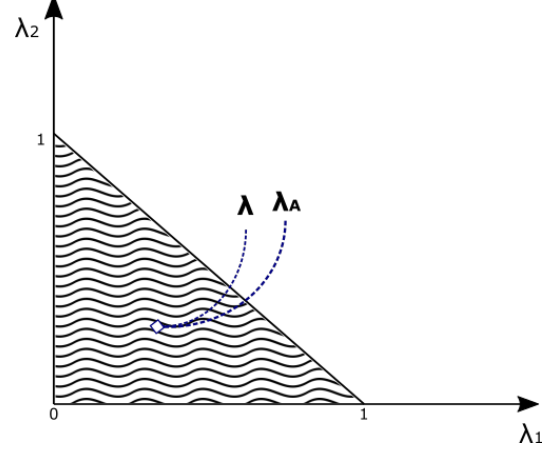


Fig. 8: Case (b) capacity region

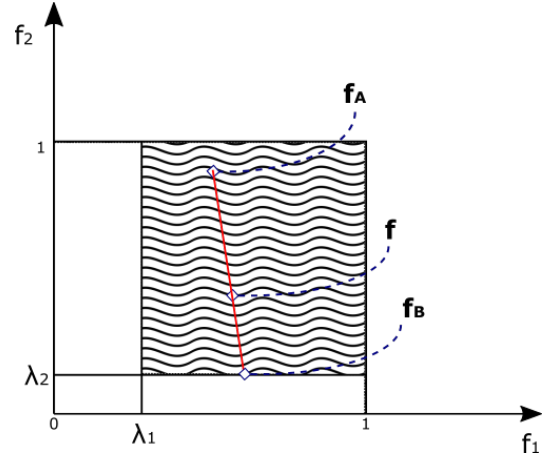


Fig. 9: Case (b) awake vector allowed region

between this neighborhood and all the affine combinations between λ and λ_A , then we can state that there exist λ_B in this intersection (hence verifies $\lambda_B < f$) such as $\exists d > 0$ in a way that:

$$\lambda_B = \lambda + d(\lambda - \lambda_A)$$

Let $p_B \geq \mathbf{0}$ its corresponding probability distribution with $f_B = f$ which is possible since $\lambda_B < f$. Then we can conclude that we can write p in the following way:

$$p_{ij} = \theta p_{A_{ij}} + (1 - \theta) p_{B_{ij}}$$

where $\theta = \frac{d}{1+d} > 0$. We know that $p_{A_{ij}} > 0$ and $p_{B_{ij}} \geq 0$, therefore $p_{ij} > 0$.

(d): in this case we have $f_A \neq f$ and $\lambda_A \neq \lambda$. This might seem like the hardest case but it is merely a combination of both cases (c) and (d). Since the priority is to coincide the regions of f_A and f , we start by using the same analysis as case (c). By doing so, we can have:

$$\lambda_B = \lambda + d_1(\lambda - \lambda_A)$$

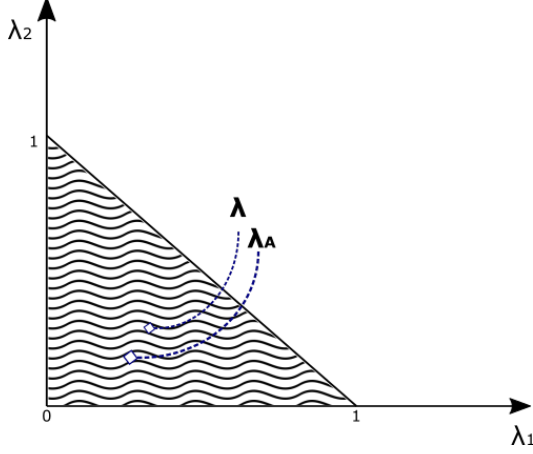


Fig. 10: Case (c) capacity region

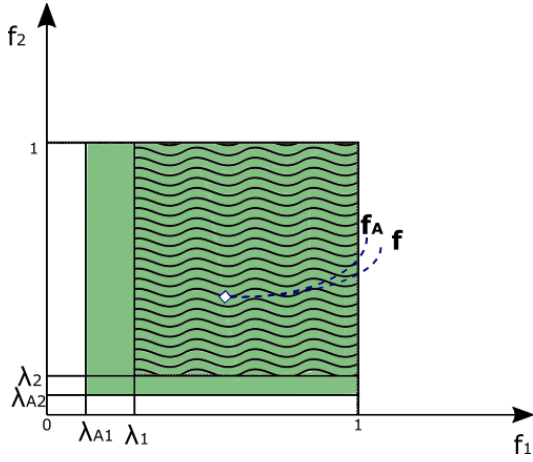


Fig. 11: Case (c) awake vector allowed region

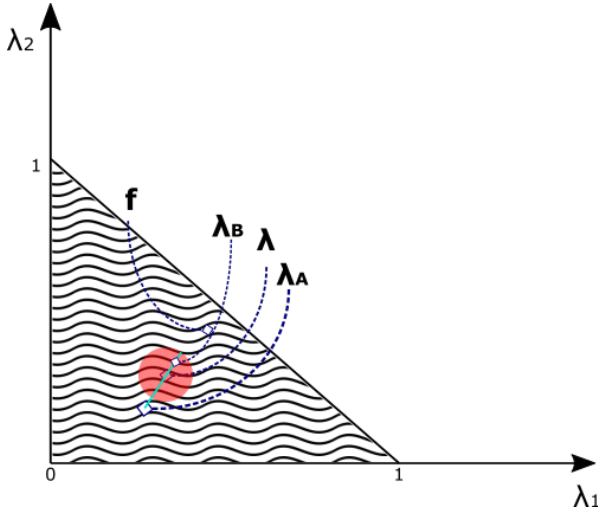


Fig. 12: Visualization of case (c) analysis

and let $p_B \geq 0$ its corresponding probability distribution with $f_B = f$. We construct now the probability distribution p_C in the following way:

$$p_{C_{ij}} = \theta_1 p_{A_{ij}} + (1 - \theta_1) p_{B_{ij}}$$

where $\theta_1 = \frac{d_1}{1+d_1} > 0$. We know that $p_{A_{ij}} > 0$ and $p_{B_{ij}} \geq 0$, therefore $p_{C_{ij}} > 0$. We have now $\lambda_C = \lambda$ but $f_C \neq f$. We are back to case (2) and therefore we can find $d_2 > 0$ such as:

$$f_D = f + d_2(f - f_C)$$

and $\lambda_D = \lambda$. We can then construct in this case p in the following way:

$$p_{ij} = \theta_2 p_{C_{ij}} + (1 - \theta_2) p_{D_{ij}}$$

where $\theta_2 = \frac{d_2}{1+d_2} > 0$. We know that $p_{C_{ij}} > 0$ and $p_{D_{ij}} \geq 0$, therefore $p_{ij} > 0$ which concludes the proof of the Lemma \blacksquare

The next step is to use the results of **Lemma 3** to prove that our optimum is attained for a finite (r^*, ρ^*) .

Finite Minimizer: First, we know that $D(p||\pi(r, \rho)) \geq 0$ hence

$$\inf_{r, \rho} D(p||\pi(r, \rho)) \text{ exists}$$

Now it remains to show that it's attained by a finite (r^*, ρ^*) . As proven before, we consider in our case that $p_{ij} > 0$ and we recall our optimization problem:

$$\text{minimize}_{r, \rho} F(r, \rho) = - \sum_{j=1}^{2^K} \sum_{i=1}^{|I_j|} p_{ij} \log(\pi(a^j, x^i; r, \rho))$$

We have proven that this minimization is indeed a convex OP after appropriate transformations. Therefore, we either have one of the following cases:

- (a): a finite minimizer (r^*, ρ^*) exists and it is unique due to the convexity of our problem
- (b): there exist a sequence $(r^n)_n$ such that $F((r^n)_n, \rho^*) \xrightarrow{n \rightarrow +\infty} F^*$ and $\|r^n\| \xrightarrow{n \rightarrow +\infty} +\infty$
- (c): there exist a sequence $(\rho^n)_n$ such that $F(r^*, (\rho^n)_n) \xrightarrow{n \rightarrow +\infty} F^*$ and $\|\rho^n\| \xrightarrow{n \rightarrow +\infty} +\infty$
- (d): there exist two sequences $(r^n)_n$ and $(\rho^m)_m$ such that $F((r^n)_n, (\rho^m)_m) \xrightarrow{n, m \rightarrow +\infty} F^*$ while the norm of these two vectors $\|r^n\|, \|\rho^m\| \xrightarrow{n, m \rightarrow +\infty} +\infty$.

First, we recall a fundamental mathematical theorem on bounded sequences.

Bolzano–Weierstrass Theorem: Before stating the theorem, we call to mind the notion of accumulation point. Let (a_n) be a sequence of real vectors, the vector L is said to be an *accumulation point* of (a_n) if there exists a subsequence (a_{n_k}) that converges to L . In other words:

$$\forall \epsilon > 0, \exists K \in \mathbb{N} \text{ such that if } k \geq K \text{ then } \|a_{n_k} - L\| \leq \epsilon$$

The theorem states that each bounded sequence in \mathbb{R}^K has at least one accumulation point or equivalently at least one convergent subsequence.

Armed with this theorem, we proceed our proof by contradiction. Consider that case (b) occurs, $r^n = \frac{r^n}{\|r^n\|} \frac{\|r^n\|}{\|r^n\|}$ where $\frac{r^n}{\|r^n\|}$ is a bounded sequence. We denote by \bar{r} one of its accumulations point. Since $F((r^n)_n, \rho^*) \xrightarrow{n \rightarrow +\infty} F^*$ then this is still true for any subsequence extracted from

$(\rho^n)_n$. Consider the subsequence corresponding to the accumulation point \bar{r} , then for $y \geq 0$ which refers to the modulus, $F^* = \lim_{y \rightarrow +\infty} F(y\bar{r}, \rho^*)$. We define the set of all states $\Omega = \{(a^j, x^i), j = 1, \dots, 2^K \ i = 1, \dots, |I_j|\}$, let $m = \max_{S \in \Omega} \{\langle x^i, \bar{r} \rangle\}$ and denote $\Lambda = \{S \in \Omega : \langle x^i, \bar{r} \rangle = m\}$ where $\langle \cdot, \cdot \rangle$ refers to the scalar product. Then as $n_k \rightarrow +\infty$, the stationary distribution for a random $S = (a^j, x^i) \in \Omega$ of our chain becomes:

$$\pi(a^j, x^i; y\bar{r}, \rho^*) = \frac{\exp(\langle a^j, \rho^* \rangle) \exp(\langle x^i, y\bar{r} \rangle)}{\sum_{j=1}^{2^K} \sum_{i=1}^{|I_j|} \exp(\langle a^j, \rho^* \rangle) \exp(\langle x^i, y\bar{r} \rangle)}$$

By multiplying both the numerator and denominator by the same quantity $\exp(-ym)$, it leads to:

$$\frac{\exp(y(\langle x^i, \bar{r} \rangle - m + \langle a^j, \rho^* \rangle / y))}{\sum_{j=1}^{2^K} \sum_{i=1}^{|I_j|} \exp(y(\langle x^i, \bar{r} \rangle - m + \langle a^j, \rho^* \rangle / y))} \xrightarrow{y \rightarrow +\infty} \frac{\mathbb{1}\{S \in \Lambda\}}{|\Lambda|}$$

Since $\langle a^j, \rho^* \rangle / y \xrightarrow{y \rightarrow +\infty} 0$, we are left with the factor $\langle x^i, \bar{r} \rangle - m \leq 0$ with y tending to infinity. In order to have a non zero numerator we need that factor to be null or in other words $S \in \Lambda$.

We can distinguish two cases:

- $\Lambda = \Omega$: In this case, all the states share the same maximum value m hence the limiting distribution is simply the uniform distribution over all the state space. In this case, $\pi(a^j, x^i; y\bar{r}, \rho^*) = \pi(a^j, x^i, 0, 0)$ and $F^* = F(0, 0)$ therefore F has a finite minimizer $(0, 0)$ which contradicts with our assumption

- $\Lambda \neq \Omega$: In this case, there exist at least a state $S' = (a^{j'}, x^{i'}) \notin \Lambda$ and therefore $\pi(a^{j'}, x^{i'}; y\bar{r}, \rho^*) \xrightarrow{y \rightarrow +\infty} 0$. But we assumed that $p_{i'j'} > 0$ then from the expression of the objective function we can conclude that $F^* = +\infty$ which is clearly not minimal since $F(0, 0) < +\infty$ hence case (b) cannot occur.

The proof that case (c) cannot occur is identical to the preceding one but by taking the sequence $(\rho^n)_n$ into account instead. The same reasoning can be applied to prove the impossibility of case (d). The two sequences are taken simultaneously and we extract from each a subsequence with their corresponding accumulation points. We will have to define the following quantities:

- $m_1 = \max_{S \in \Omega} \{\langle a^j, \bar{\rho} \rangle\}$ and denote $\Lambda_1 = \{S \in \Omega : \langle a^j, \bar{\rho} \rangle = m_1\}$

- $m_2 = \max_{S \in \Omega} \{\langle x^i, \bar{r} \rangle\}$ and denote $\Lambda_2 = \{S \in \Omega : \langle x^i, \bar{r} \rangle = m_2\}$

By multiplying the stationary distribution by $\exp(-m_1 y_1 - m_2 y_2)$, we will end up with:

$$\pi(a^j, x^i; y_2 \bar{r}, y_1 \bar{\rho}) \xrightarrow{y_1, y_2 \rightarrow +\infty} \frac{\mathbb{1}\{S \in \Lambda_1 \cap \Lambda_2\}}{|\Lambda_1 \cap \Lambda_2|}$$

By following the same analysis as before, we will get to the conclusion that case (d) cannot occur and we are left with

case (a) which proves the existence of a unique minimizer (r^*, ρ^*) as long as $p_{ij} > 0 \ \forall S \in \Omega$ which brings us back to our original condition that it is enough to have λ is strictly feasible and the awake vector f verifying $\lambda_k < f_k < 1 \ \forall k$ to have a unique finite minimizer (r^*, ρ^*) .