

# Collaborative Company Profiling: Insights from an Employee's Perspective

Hao Lin<sup>1</sup>, Hengshu Zhu<sup>2\*</sup>, Yuan Zuo<sup>1</sup>, Chen Zhu<sup>2</sup>, Junjie Wu<sup>1</sup>, Hui Xiong<sup>3\*</sup>

<sup>1</sup>Beihang University, {linhao2014, zuoyuan, wujj}@buaa.edu.cn

<sup>2</sup>Baidu Talent Intelligence Center, {zhuhengshu, zhuchen02}@baidu.com

<sup>3</sup>Rutgers University, hxiong@rutgers.edu

## Abstract

Company profiling is an analytical process to build an in-depth understanding of company's fundamental characteristics. It serves as an effective way to gain vital information of the target company and acquire business intelligence. Traditional approaches for company profiling rely heavily on the availability of rich finance information about the company, such as finance reports and SEC filings, which may not be readily available for many private companies. However, the rapid prevalence of online employment services enables a new paradigm — to obtain the variety of company's information from their employees' online ratings and comments. This, in turn, raises the challenge to develop company profiles from an employee's perspective. To this end, in this paper, we propose a method named Company Profiling based Collaborative Topic Regression (CPCTR), for learning the latent structural patterns of companies. By formulating a joint optimization framework, CPCTR has the ability in collaboratively modeling both textual (e.g., reviews) and numerical information (e.g., salaries and ratings). Indeed, with the identified patterns, including the positive/negative opinions and the latent variable that influences salary, we can effectively carry out opinion analysis and salary prediction. Extensive experiments were conducted on a real-world data set to validate the effectiveness of CPCTR. The results show that our method provides a comprehensive understanding of company characteristics and delivers a more effective prediction of salaries than other baselines.

## Introduction

Recent years have witnessed the rapid development of technologies related to enterprise management, which can help organizations to keep up with the continuously changing business world. Along this line, a crucial demand is to build effective strategies for company profiling, which is an analytical process that results in an in-depth understanding of company's fundamental characteristics, and can therefore serve as an effective way to gain vital information of the target company and acquire business intelligence. With the help of profiling, a wide range of applications could be enabled including organization risk management (Martin and Rice 2007), enterprise integration (Hol-

locks et al. 1997), and company benchmarking (Knuf 2000; Alling 2002; Seong Leem et al. 2008; Kerschbaum 2008; Zhu et al. 2016).

In the past decades, traditional approaches for company profiling rely heavily on the availability of the rich finance information about the company, such as finance reports and SEC filings, which may not be readily available for many private companies. Recently, with the rapid prevalence of online employment services, such as Glassdoor, Indeed, and Kanzhun, a new paradigm is enabled for obtaining the variety of company's information from their (former) employees anonymously via the reviews, ratings and salaries of specific job positions. This, in turn, raises the question whether it is possible to develop company profiles from an employee's perspective. For example, we can help companies to identify their advantages and disadvantages, and to predict the expected salaries of different job positions for rival companies.

However, the heterogeneous characteristic of this public information imposes significant challenges to discover typical patterns of companies during profiling. To this end, in this paper we propose a model named Company Profiling based Collaborative Topic Regression (CPCTR) to formulate a joint optimization framework for learning the latent patterns of companies, which can collaboratively model both the textual information (e.g., review) and numerical information (e.g., salary and rating). With the identified patterns, including the positive/negative opinions and the latent variable that influences salary, we can effectively carry out opinion analysis and salary predictions for different companies. Finally, we conduct extensive experiments on a real-world data set. The results show that our algorithm provides a comprehensive interpretation of company characteristics and a more effective salary prediction than other baselines. Particularly, by analyzing the results obtained by CPCTR, many meaningful patterns and interesting discoveries can be observed, such as *welfare and technology are the typical pros of Baidu, while those of Tencent are training and learning*.

## Related Work

The related work of this paper can be grouped into two categories, namely *topic modeling for opinion analysis* and *matrix factorization for prediction*.

Probabilistic topic models are capable of grouping seman-

\*Corresponding Author.

Copyright © 2017, Association for the Advancement of Artificial Intelligence (www.aaai.org). All rights reserved.

tic coherent words into human interpretable topics. Archetypal topic models include probabilistic Latent Semantic Indexing (pLSI) (Hofmann 1999) and Latent Dirichlet Allocation (LDA) (Blei, Ng, and Jordan 2003). A lot of extensions have been proposed based on above standard topic models, such as author-topic model (Rosen-Zvi et al. 2004), correlated topic model (CTM) (Blei and Lafferty 2005), and dynamic topic model (DTM) (Blei and Lafferty 2006), etc. Among them, numerous works focus on opinion analysis, especially for tackling the aspect-based opinion mining task (Vivekanandan and Aravindan 2014; Zhu et al. 2014). Moreover, a few works have attempted to combine ratings and review texts when performing opinion analysis (Ganu, Elhadad, and Marian 2009; Titov and McDonald 2008; McAuley and Leskovec 2013). However, none of them considers the pros and cons texts during the opinion modeling process, which is one of our major concern under the company profiling task.

Matrix factorization is a family of methods which is widely used for prediction. The intuition behind it is to get better data representation by projecting them into a latent space. Singular Value Decomposition (SVD) (Golub and Reinsch 1970) is a classic matrix factorization method for rating prediction, which gives low-rank approximations based on minimizing the sum-squared distance. However, since real-world data sets are often sparse, SVD does not perform well in practice. To solve it, some probabilistic matrix factorization methods have been proposed (Marlin 2003; Marlin and Zemel 2004; Salakhutdinov and Mnih 2007; Zeng et al. 2015). Probabilistic Matrix Factorization (Salakhutdinov and Mnih 2007) (PMF) is a representative one and has been popular in industry. However, in our salary prediction scenario, we need to model rating matrix and review text information simultaneously which cannot be met by neither SVD or PMF. Therefore, we develop a joint optimization framework to integrate the textual information (e.g., review) and numerical information (e.g., salary and rating) by extending Collaborative Topic Regression (CTR) (Wang and Blei 2011) for effective salary prediction.

## Preliminaries

In this section, we introduce some preliminaries used throughout this paper, including data description and problem definition.

### Data Description

In this paper, we aim to leverage the data collected from online employment services for company profiling. To facilitate the understanding of our data, we show a page snapshot of Indeed<sup>1</sup> in Figure 1. Specifically, each company has a number of reviews posted by its (former) employees, each of which contains the poster’s job position (e.g., software engineer), textual information about the advantages and disadvantages of the company, and a rating score ranging from 1 to 5 to indicate the preferences of employees towards this company. Moreover, the salary range of each job position is also included for each company.

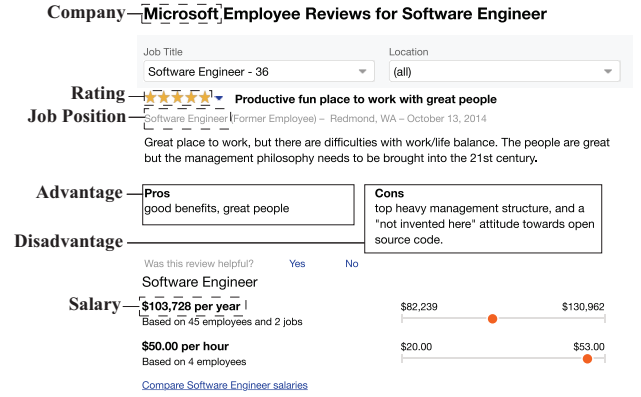


Figure 1: An example of data description.

## Problem Statement

Suppose we have a set of  $E$  companies and a set of  $J$  job positions. For each company  $e$ , there are many reviews referred to it. In each review, we have its reviewer’s role (i.e., the reviewer’s job position), rating, and two independent textual segments (positive opinion and negative opinion). Moreover, we have the average salary for each job position. For simplicity, we group reviews by their job positions and denote two words lists as  $\{w_{n,j,e}^P\}_{n=1}^N$  and  $\{w_{m,j,e}^C\}_{m=1}^M$  to represent positive opinion and negative opinion for a specific job position  $j$ , respectively.

Our problem is how to discover the latent representative patterns of job-company pair. To be more specific, there are two major tasks in this work: 1) how to learn positive and negative opinion patterns,  $(\beta_j, \varphi_j)$ , for each job position; and 2) how to use the latent patterns to predict job salaries  $(\hat{s}_{j,e})$ , for each job-company pair.

Thus, we propose a model, CPCTR, for jointly modeling the numerical information (i.e., rating and salary) and review content information simultaneously. To be more specific, we use probabilistic topic model to mine review content information and use matrix factorization to handle numerical information. In terms of review content information,  $\beta_j$  and  $\varphi_j$  are represented by sets of opinion-related topics. Besides, each job-company pair  $(j, e)$  has a topic pattern  $\theta_{j,e}$  indicating its probability over  $\beta_j$  and  $\varphi_j$ . In terms of numerical information, we use a low-dimensional representation derived from numerical information, such as salary and rating, to represent job position and combine it with  $\theta_{j,e}$  to model the latent relationship among them.

Obviously, our model is a combination of probabilistic topic modeling and matrix factorization, similar to CTR. However, unlike CTR that only learns a global topic-word distribution  $\beta$  and topic proportion  $\theta_j$  for each item  $j$ , our model can learn two kinds of job related topic-word patterns, including a positive topic-word distribution  $\beta_j$  and a negative topic-word distribution  $\varphi_j$ . Moreover, in contrast with CTR, which cannot incorporate both rating and salary information into one optimization model simultaneously, our method can model these two numerical values and utilize the learned opinion patterns for more precise salary prediction.

<sup>1</sup><http://www.indeed.com/>

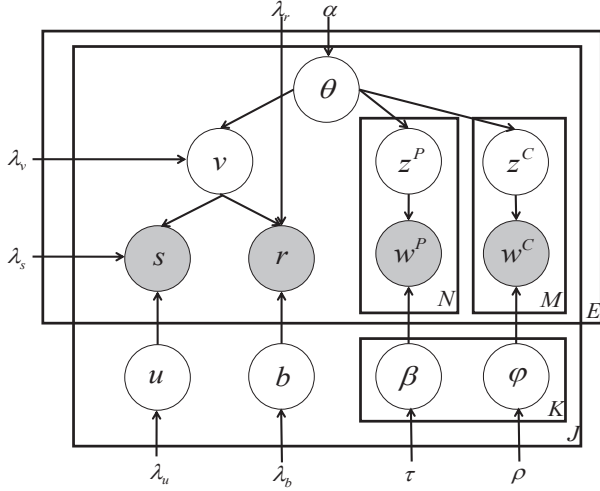


Figure 2: The graphical representation of CPCTR.

Thus, our model leads to a more comprehensive interpretation of company profiling and provides a collaborative view from opinion modeling to salary prediction.

### Technical Details

In this section, we formally introduce the technical details of our model CPCTR.

#### Model Formulation

As mentioned above, our model CPCTR is a Bayesian model which combines topic modeling with matrix factorization. The graphical representation of CPCTR is shown in Figure 2. To facilitate understanding, we look into the model in two sides.

On one side, we model the job-company pair with a latent topic vector  $\theta_{j,e} \in R^K$ , where  $K$  is the number of topics. In probabilistic topic modeling, job position  $j$  can be represented by two latent matrices, i.e., the positive opinion topics  $\beta_j \in R^{K \times G}$  and the negative opinion topics  $\varphi_j \in R^{K \times G}$ , where  $G$  is the size of vocabulary. For the  $n$ th word  $w_{n,j,e}^P$  in a positive review of job-company pair, we assume there is a latent variable denoted as  $z_{n,j,e}^P \in \{1, \dots, K\}$ , indicating the word's corresponding topic. To be more specific, given  $z_{n,j,e}^P = k$ ,  $w_{n,j,e}^P$  follows a multinomial distribution parameterized by  $\beta_{k,j}$ . Meanwhile, the positive latent pattern  $z_{n,j,e}^P$  is considered to be drawn from the multinomial distribution  $Mult(\theta_{j,e})$ . A similar process can be conducted for the negative review.

On the other side, we conduct matrix factorization for salary prediction. In matrix factorization, we represent job position and job-company pair in a shared latent low-dimensional space of dimension  $K$ , i.e., job position  $j$  is represented by latent vectors  $u_j \in R^K$  and  $b_j \in R^K$ , which indicate the influences of job positions over salary and rating, respectively. Similarly, the job-company pair  $(j, e)$  is represented by a latent vector  $v_{j,e} \in R^K$ , which indicates the

#### ALGORITHM 1: The Generative Process of CPCTR

1. Draw  $K * J$  topic patterns from its prior distribution,
  - (a) Draw  $\beta_{k,j}$  from the Dirichlet prior  $Dir(\tau)$  for  $k = 1, \dots, K$  and  $j = 1, \dots, J$ .
  - (b) Draw  $\varphi_{k,j}$  from the Dirichlet prior  $Dir(\rho)$  for  $k = 1, \dots, K$  and  $j = 1, \dots, J$ .
2. For each job position  $j$ ,
  - (a) draw latent vector  $u_j \sim N(0, \lambda_u^{-1} I_K)$ .
  - (b) draw latent vector  $b_j \sim N(0, \lambda_b^{-1} I_K)$ .
3. For each job-company pair  $(j, e)$ ,
  - (a) Draw topic proportion  $\theta_{j,e}$  from the Dirichlet prior  $Dir(\alpha)$ .
  - (b) For the  $n$ th word  $w_{n,j,e}^P$  of positive review,
    - i. Draw topic assignment  $z_{n,j,e}^P \sim Mult(\theta_{j,e})$ .
    - ii. Draw word  $w_{n,j,e}^P \sim Mult(\beta_{z_{n,j,e}^P, j})$ .
  - (c) For the  $m$ th word  $w_{m,j,e}^C$  of negative review,
    - i. Draw topic assignment  $z_{m,j,e}^C \sim Mult(\theta_{j,e})$ .
    - ii. Draw word  $w_{m,j,e}^C \sim Mult(\varphi_{z_{m,j,e}^C, j})$ .
  - (d) Draw latent offset  $\epsilon_{j,e} \sim N(0, \lambda_v^{-1} I_K)$  and set latent vector  $v_{j,e} = \epsilon_{j,e} + \theta_{j,e}$ .
  - (e) Draw rating/salary values,
    - i. draw rating value  $r_{j,e} \sim N(b_j^T v_{j,e}, \lambda_r^{-1} I_K)$ .
    - ii. draw salary value  $s_{j,e} \sim N(u_j^T v_{j,e}, \lambda_s^{-1} I_K)$ .

joint influences of job-company pair over numeric rating and salary values. Here, we assume the latent vector  $u_j$  and  $b_j$  follow Gaussian distributions with parameters  $(0, \lambda_u^{-1} I_K)$  and  $(0, \lambda_b^{-1} I_K)$ , respectively. And, the latent vector  $v_{j,e}$  is derived from  $\theta_{j,e}$  by adding an offset,  $\epsilon$ .  $\epsilon$  also follows a Gaussian distribution with parameters  $(0, \lambda_v^{-1} I_K)$ . Therefore, it is obvious that  $v_{j,e}$  is the key point by which we jointly model both content and numerical information.

We form the prediction of salary values of a specific job-company pair  $(\hat{s}_{j,e})$  through the inner product between their latent representations, i.e.,

$$\hat{s}_{j,e} = u_j^T v_{j,e}. \quad (1)$$

Note that in our model, we first group reviews, ratings, and salary information by the posters' job-company pair. We then calculate the average ratings, average salaries and aggregate reviews as one single document for each job-company pair. The complete generative process of our model is demonstrated in Algorithm 1. In the following, we leverage the Bayesian approach for parameter learning.

#### Parameter Learning

In the above generative process, we denote mathematical notations as follows.  $S = \{s_{j,e}\}_{j=1, e=1}^{J,E}$ ,  $R = \{r_{j,e}\}_{j=1, e=1}^{J,E}$ ,  $W^P = \{w_{n,j,e}^P\}_{n=1, j=1, e=1}^{N,J,E}$ ,  $W^C = \{w_{m,j,e}^C\}_{m=1, j=1, e=1}^{M,J,E}$ ,  $\theta = \{\theta_{j,e}\}_{j=1, e=1}^{J,E}$ ,  $U = \{u_j\}_{j=1}^J$ ,  $B = \{b_j\}_{j=1}^J$ ,  $V = \{v_{j,e}\}_{j=1, e=1}^{J,E}$ . The joint likelihood of data, i.e.,  $S$ ,  $R$ ,  $W^P$ ,  $W^C$ , and the latent factors  $\theta$ ,  $\beta$ ,  $\varphi$ ,  $U$ ,  $B$ ,  $V$  under the full

model is

$$\begin{aligned}
& p(S, R, W^P, W^C, \theta, \beta, \varphi, U, B, V | \lambda_\bullet, \alpha, \tau, \rho) \\
&= p(U | \lambda_u) p(B | \lambda_b) p(V | \lambda_v, \theta) p(R, S | U, B, V, \lambda_r, \lambda_s) \\
& p(W^P, W^C | \beta, \varphi, \theta) p(\theta | \alpha) p(\beta | \tau) p(\varphi | \rho) \\
&= \prod_j p(u_j | \lambda_u) \prod_j p(b_j | \lambda_b) \prod_e \prod_j p(v_{j,e} | \lambda_v, \theta_{j,e}) \\
& \prod_e \prod_j p(r_{j,e} | b_j, v_{j,e}, \lambda_r) \prod_e \prod_j p(s_{j,e} | u_j, v_{j,e}, \lambda_s) \\
& \prod_e \prod_j \left( \prod_n p(w_{n,j,e}^P | \beta_j, \theta_{j,e}) \prod_m p(w_{m,j,e}^C | \varphi_j, \theta_{j,e}) \right) \\
& p(\theta | \alpha) p(\beta | \tau) p(\varphi | \rho). \tag{2}
\end{aligned}$$

For learning the parameters, we develop an EM-style algorithm to learn the maximum a posterior (MAP) estimation. Maximization of posterior is equivalent to maximizing the complete log likelihood of  $R, S, W^P, W^C, \theta, U, B$  and  $V$ , given  $\lambda_\bullet, \beta$  and  $\varphi$ ,

$$\begin{aligned}
\mathcal{L} = & -\frac{\lambda_b}{2} \sum_j b_j^T b_j - \frac{\lambda_u}{2} \sum_j u_j^T u_j - \frac{\lambda_r}{2} \sum_e \sum_j (r_{j,e} - b_j^T v_{j,e})^2 \\
& - \frac{\lambda_s}{2} \sum_e \sum_j (s_{j,e} - u_j^T v_{j,e})^2 - \frac{\lambda_v}{2} \sum_e \sum_j (v_{j,e} - \theta_{j,e})^T \\
& (v_{j,e} - \theta_{j,e}) + \sum_e \sum_j \left( \sum_n \log(\sum_k \theta_{k,j,e} \beta_{k,w_{n,j,e}^P}) \right. \\
& \left. + \sum_m \log(\sum_k \theta_{k,j,e} \varphi_{k,w_{m,j,e}^C}) \right). \tag{3}
\end{aligned}$$

Here, we employ coordinate ascent (CA) approach to alternatively optimize the latent factors  $\{u_j, b_j, v_{j,e}\}$  and the simplex variables  $\theta_{j,e}$  as topic proportion. For  $u_j, b_j$  and  $v_{j,e}$ , we follow in a similar fashion as for basic matrix factorization (Hu, Koren, and Volinsky 2008). Given the current estimation of  $\theta_{j,e}$ , taking the gradient of  $\mathcal{L}$  with respect to  $u_j, b_j, v_{j,e}$  and setting it to zero leads to

$$u_j = (\lambda_u I_K + \lambda_s \sum_e v_{j,e} v_{j,e}^T)^{-1} \lambda_s \sum_e v_{j,e} s_{j,e} \tag{4}$$

$$b_j = (\lambda_b I_K + \lambda_r \sum_e v_{j,e} v_{j,e}^T)^{-1} \lambda_r \sum_e v_{j,e} r_{j,e} \tag{5}$$

$$v_{j,e} = (\lambda_v I_K + \lambda_s u_j u_j^T + \lambda_r b_j b_j^T)^{-1} (\lambda_v \theta_{j,e} + \lambda_s u_j s_{j,e} + \lambda_r b_j r_{j,e}). \tag{6}$$

Given  $U, B$  and  $V$ , we then apply a variational EM algorithm described in LDA (Blei, Ng, and Jordan 2003) to learn the topic proportion  $\theta_{j,e}$ . We first define  $q(z_{n,j,e}^P = k) = \phi_{k,n,j,e}^P$  and  $q(z_{m,j,e}^C = k) = \phi_{k,m,j,e}^C$ , and then we separate the items that contain  $\theta_{j,e}$  and apply Jensen's inequality,

$$\begin{aligned}
\mathcal{L}(\theta_{j,e}) & \geq -\frac{\lambda_v}{2} (v_{j,e} - \theta_{j,e})^T (v_{j,e} - \theta_{j,e}) + \\
& \sum_n \sum_k \phi_{k,n,j,e}^P (\log \theta_{k,j,e} \beta_{k,w_{n,j,e}^P} - \log \phi_{k,n,j,e}^P) + \\
& \sum_m \sum_k \phi_{k,m,j,e}^C (\log \theta_{k,j,e} \varphi_{k,w_{m,j,e}^C} - \log \phi_{k,m,j,e}^C) \\
& = \mathcal{L}(\theta_{j,e}, \phi_{j,e}), \tag{7}
\end{aligned}$$

where  $\phi_{j,e} = \{\{\phi_{k,n,j,e}^P\}_{k=1,n=1}^{K,N}, \{\phi_{k,m,j,e}^C\}_{k=1,m=1}^{K,M}\}$ . In the E-step, the optimal variational multinomial  $\phi_{k,n,j,e}^P$  and  $\phi_{k,m,j,e}^C$  satisfy

$$\phi_{k,n,j,e}^P \propto \theta_{k,j,e} \beta_{k,w_{n,j,e}^P} \tag{8}$$

$$\phi_{k,m,j,e}^C \propto \theta_{k,j,e} \varphi_{k,w_{m,j,e}^C}. \tag{9}$$

The  $\mathcal{L}(\theta_{j,e}, \phi_{j,e})$  gives a tight lower bound of  $\mathcal{L}(\theta_{j,e})$ . Similar to CTR (Wang and Blei 2011), we use projection gradient (Bertsekas 1999) to optimize  $\theta_{j,e}$ . Coordinate ascent can be applied to optimize remaining parameters  $U, B, V, \theta$  and  $\phi$ . Then following the same M-step for topics in LDA (Blei, Ng, and Jordan 2003), we optimize  $\beta$  and  $\varphi$  as follows,

$$\beta_{g,k,j} \propto \sum_e \sum_n \phi_{k,n,j,e}^P 1[w_{n,j,e}^P = g] \tag{10}$$

$$\varphi_{g,k,j} \propto \sum_e \sum_m \phi_{k,m,j,e}^C 1[w_{m,j,e}^C = g], \tag{11}$$

where we denote  $g$  as an arbitrary term in the vocabulary set.

## Discussion on Salary Prediction

After all the optimal parameters are learned, the CPCTR model can be used for salary prediction by Equation 1. In this task, rating values and review content of the predicted job-company pair  $(j, e)$  are available, but no salary information of  $(j, e)$  pair is available. To obtain the topic proportion  $\theta_{j,e}^*$  for the predicted job-company pair  $(j, e)$ , we optimize Equation 7.

In particular, we only focus on the task of salary prediction, although rating prediction can be conducted in a similar way. Since reviews are always accompanied by ratings, ratings should be regarded as part of opinion information. Therefore, in this work we treat the ratings as the complementary of reviews for opinion mining, and the side information for salary prediction.

## Experimental Results

In this section, we first give a short parameter sensitivity discussion to show the robustness of our model and then evaluate the salary prediction performance of CPCTR based on a real-world data set with several state-of-the-art baselines. Finally, we empirically study the pros and cons for each job-company pair learned from their employees' review.

### Experimental Setup

**Data Sets.** Kanzhun<sup>2</sup> is one the largest online employment website in China, where members can review companies and assign numeric ratings from 1 to 5, and post their own salary information. Thus, Kanzhun provides an ideal data source for experiments on company profiling and salary prediction. The data set used in our experiments consists of 934 unique companies which contains at least one of total 1,128 unique job positions, i.e., for a specific company, at least one job's average salary and rating has been included. Moreover, the

<sup>2</sup><http://www.kanzhun.com/>

Table 1: The prediction performance of different methods under 5-fold cross-validation.

Fold	Method	CPCTR	PMF	RSVD	CTR
1	rMSE	<b>0.0528</b>	0.0561	0.0608	0.0670
	MAE	<b>0.0347</b>	0.0356	0.0419	0.0433
2	rMSE	0.0530	<b>0.0518</b>	0.0592	0.0597
	MAE	0.0346	<b>0.0332</b>	0.0401	0.0394
3	rMSE	0.0506	<b>0.0499</b>	0.0595	0.0621
	MAE	0.0328	<b>0.0322</b>	0.0413	0.0414
4	rMSE	<b>0.0680</b>	0.0703	0.0743	0.0815
	MAE	<b>0.0345</b>	0.0365	0.0425	0.0472
5	rMSE	<b>0.0479</b>	0.0514	0.0543	0.0609
	MAE	<b>0.0332</b>	0.0354	0.0407	0.0433
Average rMSE		<b>0.0545</b>	0.0559	0.0616	0.0662
Average MAE		<b>0.0340</b>	0.0346	0.0413	0.0429

data set contains 4,682 average salaries for all job-company pair (the matrix has a sparsity of 99.6%). The average rating and average salary in our data set are 3.32 and 7,565.21, respectively. For each review, we extracted advantages and disadvantages, then grouped reviews by its job position and formed one document for each job-company pair. Particularly, we removed stop words and single words, filtered out words that appear in less than one document and more than 90% of documents and then choose only the first 10,000 most frequent words as the vocabulary, which yielded a corpus of 580K negative words and 652K positive words. Finally, we converted documents into the bag-of-words format for model learning.

**Baseline Methods.** To evaluate the performance of salary prediction for CPCTR, we chose three state-of-the-art benchmark methods for comparisons, including **PMF** (Salakhutdinov and Mnih 2007), Regularized Singular Value Decomposition of data with missing values **RSVD**<sup>3</sup> and Collaborative Topic Regression **CTR** (Wang and Blei 2011).

**Evaluation Metrics.** We used two widely-used metrics, i.e., root Mean Square Error (rMSE), Mean Absolute Error (MAE), for measuring the prediction performance of different models. Specifically, we have

$$rMSE = \sqrt{\frac{1}{N} \sum_i (s_i - \hat{s}_i)^2} \quad (12)$$

$$MAE = \frac{1}{N} \sum_i |s_i - \hat{s}_i|, \quad (13)$$

where  $s_i$  is the actual salary of  $i$ th job-company pair,  $\hat{s}_i$  is its salary prediction and  $N$  is the number of test instances.

**Experimental Settings.** In our experiments, we used 5-fold cross-validation. For every job position that was posted by at least 5 companies, we evenly split their job-company

<sup>3</sup><https://github.com/alabid/PySVD>

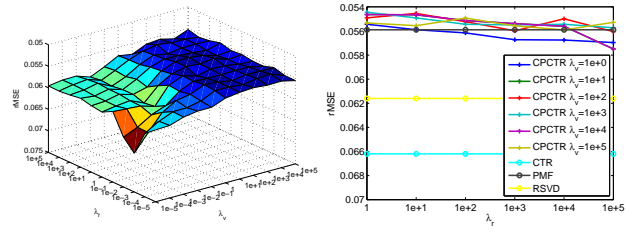


Figure 3: Plots of prediction performance for CPCTR by varying content parameter  $\lambda_v$  and rating parameter  $\lambda_r$ .

Positive Topics		
Topic 0	Topic 1	Topic 2
环境(environment)	轻松(relaxed)	技术(technology)
不错(good)	福利(welfare)	待遇(treatment)
机会(opportunity)	工资(salary)	机会(opportunity)
成长(growth)	弹性(flexible)	环境(environment)
氛围(atmosphere)	相处(get along)	部门(department)
Negative Topics		
Topic 0	Topic 1	Topic 2
加班(overtime)	前景(prospect)	技术(technology)
流程(flow)	环境(environment)	机会(opportunity)
需要(need)	提升(improve)	太低(low)
发展(improve)	氛围(atmosphere)	发展(improve)
时间(time)	待遇(treatment)	福利(welfare)

Figure 4: Topics of job position “software engineer”.

pairs (average rating/salary values) into 5 folds. We iteratively considered each fold to be a test set and the others to be the training set. For those job positions that were posted by fewer than 5 companies, we always put them into the training set. This leads to that all job positions in the test set must have appeared in the training set, thus it guarantees the in-matrix scenario for CTR model in prediction. For each fold, we fitted a model to the training set and test on the within-fold jobs for each company. Note that, each company has a different set of within-fold jobs. Finally, we obtained the predicted salaries and evaluated them on the test set.

The parameter settings of different methods are stated as follows. For all methods, we set the number of latent factor to  $K = 5$  and the maximum iterations for convergence as  $max\_iter = 500$ . For probabilistic topic modeling in CTR and CPCTR, we set the parameters  $\alpha_{smooth} = 0.01$ . For CTR, we used fivefold cross validation to find that  $\lambda_u = 10$ ,  $\lambda_v = 0.01$ ,  $a = 1$  and  $b = 0.01$  provides the best performance. For our model CPCTR, we chose the parameters by using grid search on held out predictions. As a default setting for CPCTR, we set  $\lambda_u = 0.1$ ,  $\lambda_b = 0.01$ ,  $\lambda_v = 1000$ ,  $\lambda_r = 1$ ,  $\lambda_s = 1$ . More detailed discussions about parameter sensitivity of our model will be given in the following subsection. Additionally, for convenience of parameter choosing, we used min-max method to normalize all values of rating/salary into  $[0, 1]$  range.

## Parameter Sensitivity

In our model, the content parameter  $\lambda_v$  controls the contribution of review content information to model performance and the rating parameter  $\lambda_r$  balances the contribution of rating information to model performance. In the left plot of



百度(Baidu)		阿里巴巴(Alibaba)		腾讯(Tencent)	
Pros	Cons	Pros	Cons	Pros	Cons
福利(welfare)	需要(need)	福利(welfare)	压力(pressure)	锻炼(training)	加班(overtime)
氛围(atmosphere)	加班(overtime)	氛围(atmosphere)	重复(repeat)	学到(learning)	压力(pressure)
轻松(relaxed)	严重(serious)	文化(culture)	加班(overtime)	不错(good)	管理(management)
技术(technology)	压力(pressure)	待遇(welfare)	劳动(labor)	空间(space)	公司(company)
环境(environment)	管理(management)	应届生(freshgraduates)	销售(sales)	和谐(harmonious)	前景(prospect)
不错(good)	复杂(complicated)	锻炼(training)	加班费(overtime pay)	氛围(atmosphere)	提升(improve)
机会(opportunity)	晋升(promotion)	学到(learning)	机会(opportunity)	待遇(treatment)	出差(trip)
待遇(treatment)	项目(project)	正规(regular)	太低(low)	浓厚(strong)	要求(requirement)

Figure 5: Pros and cons of various enterprises given job position “software engineer”.

Figure 3, we vary the content parameter  $\lambda_v$  and rating parameter  $\lambda_r$  from  $1e - 5$  to  $1e + 5$  to study the effect on the performance of salary prediction, and the average performance within fivefold cross validation is shown in this plot. First, we can see that CPCTR shows good prediction performance when  $\lambda_v \geq 1$  and  $\lambda_r \geq 1$ , and achieves the best prediction accuracy when  $\lambda_v = 1000$  and  $\lambda_r = 1$ , which is the default setting for CPCTR. Next, for facilitating comparison, we shrink the range of  $\lambda_v$  and  $\lambda_r$  into  $[1, 1e+05]$  and show the right plot of Figure 3. From this plot, we can see that almost all cases of CPCTR outperform other state-of-the-art baselines, except for  $\lambda_v = 1$ . The results show small and negligible fluctuation with varied  $\lambda_v$  and  $\lambda_r$ , and CPCTR becomes insensitive to these two parameters.

### Performance of Salary Prediction

We show the prediction performance of different methods in Table 1. Note that, the best results are highlighted in bold and the runner-up are denoted in italic. From the results, we could observe that CPCTR achieves the best average prediction performance in terms of 5-fold cross-validation, and outperforms other baselines in three folds. This is in great contrast to CTR, which shows poor prediction performance in all five folds. It is because that, although CTR can integrate textual information for salary prediction, it cannot utilize the rating information and does not explicitly model the positive/negative topic-word distribution. Among traditional collaborative filtering methods, PMF consistently outperforms RSVD in all five folds, which demonstrates the effectiveness of probabilistic methods on prediction tasks. Based on the above analysis, CPCTR can be regarded as a more comprehensive and effective framework for company profiling, that can integrate review opinions and ratings for salary prediction.

### Empirical Study of Opinion Profiling

Here, we apply CPCTR to carry out opinion analysis for different companies based on employees’ reviews. The objective is to effectively reveal the pros and cons of companies, which indeed helps for competitor benchmarking.

To illustrate the effectiveness of learning job-position level topic-word distributions, we listed 3 positive topics and 3 negative topics of job position *Software Engineer* inferred from CPCTR, as shown in Figure 4. Each topic is represented by 5 most probable words for that topic. It can be seen that our method has an effective interpretation of latent job

position pattern and these topics accurately capture the common semantics of the job position *Software Engineer* in the whole market. We can see some interesting positive/negative topic patterns. For positive topics, topic 0 is about job environment, topic 1 is about flexible work time, topic 2 is technology atmosphere. For negative topics, topic 0 is about overtime, topic 1 is about prospect and promotion, and topic 2 is about opportunity and welfare.

We also compared the pros and cons among BAT, which is the abbreviation of three largest and most representative Chinese Internet companies, i.e., Baidu, Alibaba and Tencent. Specifically, we presented the pros and cons with most probable words appearing in learned topics for each company, given the job position *Software Engineer* in Figure 5. As can be seen, topics for each job-company pair can effectively capture the specific characteristics of each company. For instance, the typical pros of Baidu are welfare and technology, while those of Tencent are training and learning and those of Alibaba are culture and atmosphere. Interestingly, employees of all these three companies chose overtime as their cons, and the management of Tencent seems to be a typical cons.

### Concluding Remarks

In this paper, we proposed a model CPCTR for company profiling, which can collaboratively model the textual information and numerical information of companies. A unique perspective of CPCTR is that it formulates a joint optimization framework for learning the latent patterns of companies, including the positive/negative opinions of companies and the latent topic variable that influences salary from an employee’s perspective. With the identified patterns, both opinion analysis and salary prediction can be conducted effectively. Finally, we conducted extensive experiments on a real-world data set. The results showed that our model provides a comprehensive interpretation of company characteristics and a more effective salary prediction than baselines.

### Acknowledgments

This work was partially supported by NSFC (71322104, 71531001, 71471009, 71490723), National High Technology Research and Development Program of China (SS2014AA012303), National Center for International Joint Research on E-Business Information Processing (2013B01035), and Fundamental Research Funds for the Central Universities.

## References

- [Alling 2002] Alling, E. 2002. Method and system for facilitating multi-enterprise benchmarking activities and performance analysis. US Patent App. 10/137,218.
- [Bertsekas 1999] Bertsekas, D. 1999. *Nonlinear Programming*. Athena Scientific.
- [Blei and Lafferty 2005] Blei, D. M., and Lafferty, J. D. 2005. Correlated topic models. In *Proceedings of the 18th International Conference on Neural Information Processing Systems, NIPS'05*, 147–154. Cambridge, MA, USA: MIT Press.
- [Blei and Lafferty 2006] Blei, D. M., and Lafferty, J. D. 2006. Dynamic topic models. In *Proceedings of the 23rd International Conference on Machine Learning, ICML '06*, 113–120. New York, NY, USA: ACM.
- [Blei, Ng, and Jordan 2003] Blei, D. M.; Ng, A. Y.; and Jordan, M. I. 2003. Latent dirichlet allocation. *J. Mach. Learn. Res.* 3:993–1022.
- [Ganu, Elhadad, and Marian 2009] Ganu, G.; Elhadad, N.; and Marian, A. 2009. Beyond the stars: Improving rating predictions using review text content. In *12th International Workshop on the Web and Databases, WebDB 2009, Providence, Rhode Island, USA, June 28, 2009*.
- [Golub and Reinsch 1970] Golub, G. H., and Reinsch, C. 1970. Singular value decomposition and least squares solutions. *Numer. Math.* 14(5):403–420.
- [Hofmann 1999] Hofmann, T. 1999. Probabilistic latent semantic indexing. In *Proceedings of the 22nd Annual International ACM SIGIR Conference on Research and Development in Information Retrieval, SIGIR '99*, 50–57. New York, NY, USA: ACM.
- [Hollocks et al. 1997] Hollocks, B. W.; Goranson, H. T.; Shorter, D. N.; and Vernadat, F. B. 1997. *Assessing Enterprise Integration for Competitive Advantage—Workshop 2, Working Group 1*. Berlin, Heidelberg: Springer Berlin Heidelberg. 96–107.
- [Hu, Koren, and Volinsky 2008] Hu, Y.; Koren, Y.; and Volinsky, C. 2008. Collaborative filtering for implicit feedback datasets. In *2008 Eighth IEEE International Conference on Data Mining*, 263–272.
- [Kerschbaum 2008] Kerschbaum, F. 2008. Building a privacy-preserving benchmarking enterprise system. *Enterprise Information Systems* 2(4):421–441.
- [Knuf 2000] Knuf, J. 2000. Benchmarking the lean enterprise: Organizational learning at work. *Journal of Management in Engineering* 16(4):58–71.
- [Marlin and Zemel 2004] Marlin, B., and Zemel, R. S. 2004. The multiple multiplicative factor model for collaborative filtering. In *Proceedings of the Twenty-first International Conference on Machine Learning, ICML '04*, 73–. New York, NY, USA: ACM.
- [Marlin 2003] Marlin, B. 2003. Modeling user rating profiles for collaborative filtering. In *Proceedings of the 16th International Conference on Neural Information Processing Systems, NIPS'03*, 627–634. Cambridge, MA, USA: MIT Press.
- [Martin and Rice 2007] Martin, N. J., and Rice, J. L. 2007. Profiling enterprise risks in large computer companies using the leximancer software tool. *Risk Management* 9(3):188–206.
- [McAuley and Leskovec 2013] McAuley, J., and Leskovec, J. 2013. Hidden factors and hidden topics: Understanding rating dimensions with review text. In *Proceedings of the 7th ACM Conference on Recommender Systems, RecSys '13*, 165–172. New York, NY, USA: ACM.
- [Rosen-Zvi et al. 2004] Rosen-Zvi, M.; Griffiths, T.; Steyvers, M.; and Smyth, P. 2004. The author-topic model for authors and documents. In *Proceedings of the 20th Conference on Uncertainty in Artificial Intelligence, UAI '04*, 487–494. Arlington, Virginia, United States: AUAI Press.
- [Salakhutdinov and Mnih 2007] Salakhutdinov, R., and Mnih, A. 2007. Probabilistic matrix factorization. In *Proceedings of the 20th International Conference on Neural Information Processing Systems, NIPS'07*, 1257–1264. USA: Curran Associates Inc.
- [Seong Leem et al. 2008] Seong Leem, C.; Wan Kim, B.; Jung Yu, E.; and Ho Paek, M. 2008. Information technology maturity stages and enterprise benchmarking: an empirical study. *Industrial Management & Data Systems* 108(9):1200–1218.
- [Titov and McDonald 2008] Titov, I., and McDonald, R. 2008. A joint model of text and aspect ratings for sentiment summarization. In *Proceedings of ACL-08: HLT*, 308–316. Columbus, Ohio: Association for Computational Linguistics.
- [Vivekanandan and Aravindan 2014] Vivekanandan, K., and Aravindan, J. S. 2014. Aspect-based opinion mining: A survey. *International Journal of Computer Applications* 106(3):21–26.
- [Wang and Blei 2011] Wang, C., and Blei, D. M. 2011. Collaborative topic modeling for recommending scientific articles. In *Proceedings of the 17th ACM SIGKDD International Conference on Knowledge Discovery and Data Mining, KDD '11*, 448–456. New York, NY, USA: ACM.
- [Zeng et al. 2015] Zeng, G.; Zhu, H.; Liu, Q.; Luo, P.; Chen, E.; and Zhang, T. 2015. Matrix factorization with scale-invariant parameters. In *Proceedings of the Twenty-Fourth International Joint Conference on Artificial Intelligence, IJCAI 2015, Buenos Aires, Argentina, July 25-31, 2015*, 4017–4024.
- [Zhu et al. 2014] Zhu, C.; Zhu, H.; Ge, Y.; Chen, E.; and Liu, Q. 2014. Tracking the evolution of social emotions: A time-aware topic modeling perspective. In *2014 IEEE International Conference on Data Mining, ICDM 2014, Shenzhen, China, December 14-17, 2014*, 697–706.
- [Zhu et al. 2016] Zhu, C.; Zhu, H.; Xiong, H.; Ding, P.; and Xie, F. 2016. Recruitment market trend analysis with sequential latent variable models. In *Proceedings of the 22nd ACM SIGKDD International Conference on Knowledge Discovery and Data Mining, KDD 2016, San Francisco, CA, USA, August 13-17, 2016*, 383–392.