

A Taxonomy and Future Directions for Sustainable Cloud Computing: 360 Degree View

SUKHPAL SINGH GILL AND RAJKUMAR BUYYA, The University of Melbourne, Australia

The cloud computing paradigm offers on-demand services over the Internet and supports a wide variety of applications. With the recent growth of Internet of Things (IoT) based applications the usage of cloud services is increasing exponentially. The next generation of cloud computing must be energy-efficient and sustainable to fulfil the end-user requirements which are changing dynamically. Presently, cloud providers are facing challenges to ensure the energy efficiency and sustainability of their services. The usage of large number of cloud datacenters increases cost as well as carbon footprints, which further effects the sustainability of cloud services. In this paper, we propose a comprehensive taxonomy of sustainable cloud computing. The taxonomy is used to investigate the existing techniques for sustainability that need careful attention and investigation as proposed by several academic and industry groups. Further, the current research on sustainable cloud computing is organized into several categories: application design, energy management, renewable energy, thermal-aware scheduling, virtualization, capacity planning and waste heat utilization. The existing techniques have been compared and categorized based on the common characteristics and properties. A conceptual model for sustainable cloud computing has been proposed along with discussion on future research directions.

Categories and Subject Descriptors: **A.1 [General Literature]**: Introductory and Survey; **C.0 [General]**: Systems Architectures; **C.2.4 [Computer-Communication Networks]**: Distributed Systems; **D.4.1 [Process Management]**: Scheduling; **H.3.4 [Systems and Software]**: Distributed Systems; **J.7 [Distributed Parallel and Cluster Computing]**; **K.6.2 [Management of Computing and Information Systems]**: Installation Management

General Terms: Documentation, Cloud Computing, Methodical Analysis, Theory, Management

Additional Key Words and Phrases: Energy-efficiency, Sustainability, Cloud Datacenters, Green Computing

1. INTRODUCTION

Cloud computing offers a flexible and powerful computing environment using Cloud Datacenters (CDCs) through a virtualization technology. The various cloud providers such as Microsoft, Google and Amazon make extensive use of CDCs to fulfill the requirement of users of the digital world. To reduce the service delay and maintain the Service Level Agreement (SLA), fault tolerance should be provided through replicating the compute abilities redundantly [1]. To ensure the availability and reliability of services, the components of CDCs such as network devices, storage devices and servers should be run 24/7 [2]. Large amounts of data are created by digital activities such as data streaming, file sharing, searching, social networking websites etc. and that data can be stored as well as processed efficiently using CDCs [3] [4]. The energy cost is added by creating, processing and storing each bit of data, which increases carbon footprints that further impacts on the sustainability of cloud services. Due to the large consumption of electricity by CDCs, the world community is facing the challenge of sustainable energy economy.

Ficco et al. [5] reported that more than 2.4% of electricity is consumed by CDCs with a large economic impact of \$30 billion globally [5]. With the continuous growth of Internet of Things (IoT) based applications, the usage of cloud services is increasing exponentially, which further increases the electricity consumptions of CDCs by 20-25% every year [6]. Existing studies claimed that 78.7 million metric tons of CO₂ are produced by datacenters, which is equal to the two percent of global emissions [7]. Two metrics are mostly used to estimate sustainability in cloud datacenters: Carbon Usage Efficiency (CUE) and Power Usage Efficiency (PUE) [8] [9]. Power usage efficiency is a ratio of energy consumed by Information and Communications Technology (ICT) devices to energy consumed by all the devices including ICT and non-ICT devices (such as cooling systems), while CUE measures the carbon emissions for identification of relative sustainability of datacenters. The main reason of a large value of CUE is the total dependency on grid electricity which is generated using fossil fuels. Cooling measures and other computing devices also have an impact on the value of PUE. On the other hand, the energy requirement to manage the CDCs is also rising in proportion to the operational cost. IBM spends 45% of total expenses on electricity bills of CDCs and the consumption of electricity will be increased to 101.5 Billion Kilo Watt Hour (kWh) by 2022 [10]. CDCs in USA consumed 100 billion kWh in 2015, which is sufficient for Washington City [11]. The consumption of electricity will reach 150 billion kWh by 2022 i.e. increase by 50% [12]. Energy consumption in CDCs can be increased to 8000 terawatt hours (TWh) in 2030 if controlled mechanisms are not identified [122]. Our systematic review identifies the reasons of large amount of energy consumption and

suggests possible solutions to reduce energy consumption in future. Due to underloading and overloading of resources in infrastructure (cooling, computing, storage, networking etc.), the energy consumption in cloud datacenters is not efficient and mostly the energy is consumed while some of the resources are in idle state, which increases the cost of cloud services [11]. Carbon content contributed by CDCs is same as aviation industry [13]. In the current scenario, researchers are finding other alternative ways to reduce energy consumption due to it increases of carbon footprints or releases the heat [71]. The prominent cloud providers such as Google, Amazon, Microsoft and IBM have assured to attain zero production of carbon footprints and they are finding the new ways to make CDCs and cloud-based services eco-friendly [3].

Based on above discussed facts, CDCs are needed to provide cloud services with minimum emissions of carbon footprints and heat release in the form of greenhouse gas emissions. To solve this challenge of energy-efficient cloud services, a large number of researchers proposed resource management policies, algorithms and architectures but energy-efficiency is still a challenge for future researchers. Taking care of both sustainability and energy-efficiency simultaneously can solve new open challenges existing in the resource scheduling. There is a need of renewable energy generation methods to decrease carbon footprints without the use of fossil fuels. Further, cooling expenses can be decreased by developing waste heat utilization and free cooling mechanisms. Location-aware ideal climatic conditions are needed for an efficient implementation of free cooling and renewable energy production techniques [91]. Moreover, waste heat recovery locations are required to be identified for an efficient implantation of waste heat recovery predictions. CDCs can be relocated based on: i) opportunities for waste heat recovery, ii) accessibility of green computing resource and iii) proximity of free cooling resources. Cloud providers such as Google, Amazon, IBM, Facebook and Microsoft are utilizing more green energy resources instead of grid electricity [31].

1.1 Background

Microsoft is focusing on “Data Analytics” to improve efficiency of computing environments to fulfill the needs of millions of business systems, social media platforms and IoT devices, and make them more sustainable. Microsoft follows the ISO (International Standard Organization) management system approach and always manufacture every device by minimizing the negative impact on environment, which reduces carbon footprints [7]. The main objectives of sustainable cloud computing in Microsoft are: i) to reduce energy consumption at datacenters and ii) to dispose hardware devices after their useful life. Cloud computing accelerates our economy rapidly through the use of remote servers via the Internet instead of local servers. Due to the availability of large number of datacenters, the user’s data is stored, managed and processed efficiently and swiftly but it increases carbon footprints, which effects sustainability [135]. Cloud computing is growing very rapidly to fulfill the demand of users. Initially, there were only few investment deals and cloud computing accounted for almost \$26 million in 2005 [63] as shown in Figure 1. Further, it has reached \$375 million in 2009 and attained \$40.7 billion in 2010 [43]. In year 2013, it reached \$150 billion and attained to \$210 billion in 2015 [49]. In year 2020, cloud computing will be accounted for \$241 billion and \$250 billion in 2022 according to Verdantix company [136]. Cloud based solution are also used by a large number of Small and Medium Businesses corporations, mostly in North America [9] [10] [11]. Further, physical resource (bare metal as service) based services have been also replaced by virtual services, which makes the environment much more sustainable.

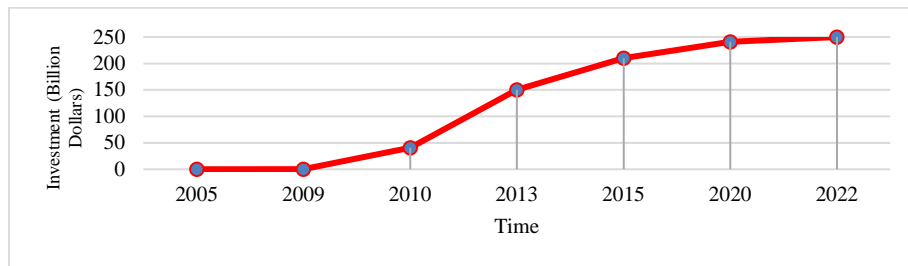


Figure 1: Investment on Cloud Computing

Cloud computing provides an efficient management of resources, which saves energy by minimizing the number of physical servers. Further, it reduces a maintenance cost and provides more flexibility and scalability for business expansion. The cloud provides the platform to conduct meetings online which also saves the time of face to face meetings and reduces in costs up to 50 percent [3]. Due to continuous use of virtualization, the 31 percent of the energy consumption has been reduced [4]. The multi-tenant architecture of cloud computing makes more efficient cloud services. Energy consumption is an important parameter that produces carbon footprints, which creates environmental problems. Researchers are trying to reduce carbon emissions as much as possible and by

2020, servers will avoid 85.7 million metric tons of CO₂ [15]. The energy consumption will be increased to 60 billion watts in 2020 [16] [17] and that will be equivalent to the energy consumption of 200K homes of Tokyo, Japan [12]. Moreover, existing energy-aware techniques mainly focus on reducing the energy consumption of the servers [3] [6] [71]. The other components (networks, storage, memory and cooling systems) of CDCs are consuming huge amount of energy. To improve energy efficiency of CDC, there is a need for energy-aware resource management technique for management of all the resources (including servers, storage, memory, networks, and cooling systems) in a holistic manner. The holistic management of cloud computing resources makes cloud services more energy-efficient and sustainable.

1.2 Related Survey Work

A few works have conducted a survey on energy management techniques, but as the research has persistently grown in the field of cloud computing, there is a requirement for a systematic review to assess, update and combine the existing literature. Mastelic et al. [2] mainly focus only on energy consumption of datacenters. Shuja et al. [3] present a survey of cloud datacenters only. Chaudhry and Ling [14] present a survey of existing thermal-aware scheduling techniques developed for efficient management of green datacenters. Piraghaj et al. [81] reviewed energy-efficient resource management techniques at platform level. A broad review of energy-efficient datacenters is presented by Beloglazov et al. [135]. Moghaddam et al. [136] present a survey on energy-efficient networking solutions in cloud-based environments. This is the first review paper which covers all the main characteristics of sustainable cloud computing. This research augments the previous surveys and presents a fresh systematic review to assess and identify the latest research issues. Table 1 shows the comparison of our survey with other survey articles based on different criteria.

Table 1: Comparison of Our survey with Other Survey Articles

Criteria		1	2	3	4	5	6	7
Reviewed Existing Literature Upto Which Year		2017	2014	2016	2014	2010	2013	2015
Taxonomy	Application Design	✓	✓	✓		✓		
	Energy Management	✓	✓	✓		✓	✓	
	Thermal-aware Scheduling	✓		✓	✓			
	Virtualization	✓		✓	✓	✓		✓
	Capacity Planning	✓						
	Renewable Energy	✓						✓
	Waste Heat Utilization	✓	✓					✓
Comparison	Based on Evolution	✓						
	Based on Taxonomy Mapping	✓						
	Based on Objective	✓			✓	✓	✓	
	Based on Optimization Parameters	✓				✓	✓	✓
	Based on Focus of Study	✓						
	Based on Demerits (Open Issues)	✓						
Holistic Management	Proposed a Conceptual Model	✓						

1 - Our Survey, 2- Mastelic et al. [2], 3- Piraghaj et al. [81], 4- Chaudhry and Ling [14], 5- Beloglazov et al. [135], 6- Moghaddam et al. [136], and 7- Shuja et al. [3].

1.3 Our Contributions

- A comprehensive taxonomy for sustainable cloud computing is proposed.
- A broad review has been conducted to explore various existing techniques for sustainable cloud computing.
- The current research on sustainable cloud computing is organized into several categories such as application design, energy management, thermal-aware scheduling, renewable energy, virtualization, capacity planning and waste heat utilization.
- Existing techniques have been compared and categorized based on the common characteristics and properties.
- A conceptual model for sustainable cloud computing has been proposed.
- The taxonomy and the survey results are used to find the open challenges that have not been fully explored in the research.

1.4 Paper Structure

The structure of the rest of this paper is as follows: Section 2 presents a proposed comprehensive taxonomy and systematic review of existing techniques for sustainable cloud computing such as application design, energy management, thermal-aware scheduling, renewable energy, virtualization, capacity planning and waste heat

utilization. Further, based on the common characteristics and properties, techniques have been compared and categorized. Section 3 presents the future research directions. Section 4 presents the conceptual model for sustainable cloud computing. Section 5 summarizes this research work.

2. SUSTAINABLE CLOUD COMPUTING: A TAXONOMY

The ever-increasing demand of cloud computing services that are deployed across multiple cloud datacenters harness significant amount of power, resulting in not only high operational cost, but also high carbon emissions. In sustainable cloud computing, the CDCs are powered by renewable energy resources by replacing the conventional fossil fuel based grid electricity or brown energy to effectively reduce the carbon emissions [2]. Employing energy efficiency mechanisms also makes cloud computing sustainable by reducing carbon footprints to a great extent [144]. Waste heat utilization from heat dissipated through servers and employing mechanisms for free cooling of the servers make the CDCs sustainable [3]. Thus, sustainable cloud computing covers the following elements in making the datacenter sustainable [4]: i) using renewable energy instead of grid energy generated from fossil fuels ii) utilizing the waste heat generated from heat dissipating servers iii) using free cooling mechanisms iv) using energy efficient mechanisms [145]. All of these factors contribute in reducing the carbon footprint, the operational cost, and the energy consumption to make CDCs more sustainable [146]. Figure 2 describes the existing techniques of sustainable cloud computing, which have been categorized into seven categories: application design, energy management, thermal-aware scheduling, virtualization, capacity planning, renewable energy and waste heat utilization based on the existing literature.

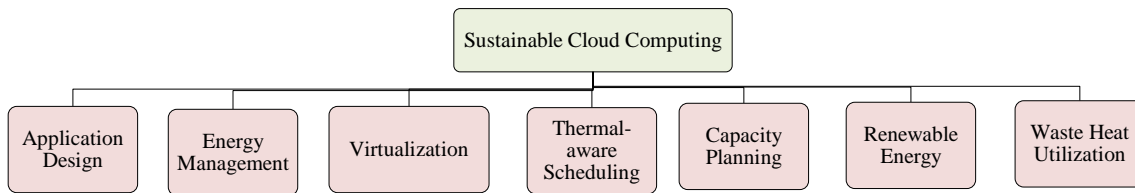


Figure 2: Taxonomy of Sustainable Cloud Computing

2.1 Application Design

In sustainable cloud computing, the design of an application plays a vital role and the efficient structure of an application can improve energy efficiency of CDCs. Resource manager and scheduler follows different approach for application modelling [25] [26]. For example, scheduling algorithm for map reduce model follows different approach compared to other models like workflow, web application, streaming application etc. To make the infrastructure sustainable and environment eco-friendly, there is a need of green ICT-based innovative applications. To enable sustainable computing, the applications should be designed using three-tiered architectures, which contain user interfaces, application processing and database [27] [42]. The functionality of each tier should be independent to run at different providers to improve its performance, simplicity and reliability. The components of applications should have minimum dependency i.e. loosely coupled. Applications can be ported from one server to another server without affecting its execution [43] [44]. Moreover, data security is also a high priority requirement of sustainable computing to protect a critical information from attackers in case of e-commerce applications.

2.1.1 Related Studies

Hazen et al. [19] analyzed the sustainability of supply chain functions in big data analytics to improve data driven process, which can improve the performance of economic measures. To improve the strategic and operational capabilities of business, data analytics tools are used by business people. Further, the impact of data analytics on supply chain sustainability is analyzed [22]. Bifulco et al. [20] discussed the concept of ICT-based smart sustainable cities to decrease energy consumption while providing services to households. In this research work, Consumption Based Lifecycle (CBL) is proposed to estimate the energy consumed for household activities. Further, it is recommended that a smart sustainable city can be designed by optimizing the power using Dynamic Voltage and Frequency Scaling (DVFS) technique, which can save power while devices are idle. Moreover, natural resources can be managed easily by locating datacenters at proper places, so that it has minimum impact on environment [21] [78]. Wu et al. [23] explored the significant characteristics of supply chain uncertainties and risks through big data which improves its sustainability. Rehman et al. [33] proposed the Big Data Based Business (BDBB) model for the generation of value in a sustainable environment. This model focuses on: i) reducing the cost of server utilization, ii) improving trust between cloud users and providers, and iii) improving

privacy preservation and data security during the sharing of data. Cottrill et al. [37] suggested that transport sustainability indicators can be developed using big data to make sustainable transport systems more efficient [79]. Further, through this approach, GPS can be improved to detect the exact location of a particular place. Yekini et al. [36] developed and implemented an autonomic cloud computing-based system for technical and vocational education to enable open education resources for students and staff.

Maksimovic [56] introduced a new concept of Green-IoT to develop more sustainable, safer and smarter cities using big data. IoT devices used for this network should be more energy-efficient, and assessed knowledge is used to take decisions for making services more sustainable. Bradley et al. [24] proposed an IoT based Parallel Design (IoT-PD) to reduce the cost of managing big data. Further, a machine learning method is used to generate sustainable value, which improves environmental sustainability and energy efficiency. Perera et al. [27] suggested to adopt IoT in a sustainable manner and proposed the Trading-Based Value Creation (TBVC) technique for the efficient use of IoT devices in a real life. Duan [34] suggested that a cloud based education system is an efficient way to provide service to academic staff and students to enable the sustainable development. Zuo et al. [31] proposed a Cloud and IoT (C-IoT) based technique to evaluate and analyze the energy consumption of datacenters which are participating to exchange data. Further, several functions have been developed to evaluate and analyze the cloud service and utilized C-IoT for designing and manufacturing a product.

Bossche et al. [25] designed a Data Mining Based Architecture (DMBA) to find the useful information from unstructured data by eliminating useless data and named as text mining which helps to form sustainable clusters. Cappiello et al. [26] proposed a Green Computing Based Model (GCBM) to reduce energy consumption and CO₂ emissions during the deployment of applications. The components of an application can be ranked based on their importance [28], which can improve the reliability of a service. In this research work, driven site for CO₂ can be selected in two ways: i) based on execution time, resource availability and amount of carbon footprints and ii) choose only required resources without considering delay time. This study did not discuss any risks such as unavailability of resources and high cost related to selection of sites. Xia et al. [29] proposed the Semantic Information services Architecture (SIA) for electrical and electronic equipment to manage and remanufacture services in retrieval, matchmaking and advertisement. Further, an ontology-based technique is used to describe the lifecycle of cloud providers. Zgheib et al. [30] discussed about the benefits of IoT in healthcare to manage cloud services and proposed message oriented middleware driven based architecture for healthcare applications. Further, semantic web ontology language (OWL) messages are used to exchange data among different IoT devices. Gupta et al. [59] proposed IoT based Security-Aware Framework (IoT-SSF) to analyze the individual activities to develop sustainable healthcare centres. Embedded sensors of the equipment are used to manage the value of different parameters of health and forwarded the captured data to the centralized CDC. XML web-based services have been adopted in this technique to transfer data in a secure and speedy manner.

NoviFlow [35] proposed Green-Software Defined Network (G-SDN) to provide sustainable solutions to reduce carbon emissions for making network infrastructure efficient. Green-SDN based network reduces energy consumption of CDCs, which improves economic incentives. NoviFlow [35] reported that existing models are mainly focused on cost and quality of service to deliver sustainable services. Pesch et al. [38] proposed an architecture for Thermal-Aware Scheduling (TAS) of resources to execute the user applications by optimizing energy utilization to improve sustainability of CDCs. TAS saves the energy consumption up to 40%. Chen et al. [39] proposed a Cloud and Big Data (CBD) based architecture called Smart Clothing, which can monitor health status of people through wearable devices, and experimental results demonstrate that this can sustain for longer time than existing devices. Waga et al. [40] developed a Cloud Based Framework (CBF) for sustainable agriculture which focuses on different aspects like temperature, winds and rainfall to help farmers for effective use of land and climate to produce a crop. Pahl et al. [41] analyzed existing models and rules for sustainable cloud development and investigated how models and rules are changing to manage cloud architecture efficiently. Further, authors studied the transformations required to change the rules to achieve their goals. Park et al. [42] developed Cloud Based Clustering Simulator (CBCS) for desktop resource virtualization to choose cluster for efficient and sustainable computing. But utilization of resources is done only based on network infrastructure and time without considering storage, memory and CPU. Ding et al. [43] proposed the Sustainability-Aware Resource Management (SARM) framework for industrial product service system to improve the product-service cost and resource utility efficiency. SARM focuses on improving user satisfaction.

Gmach et al. [44] proposed a Power Profiling Technique (PPT) for datacenters to improve the energy utilization and its effect on environment and both demand and supply of power should be co-managed to reduce consumption

of water and greenhouse gas emissions. Based on the availability of power, workloads are executed without compromising with the quality of service and energy efficiency, which provides sustainability. Callou et al. [45] analyzed the impact of datacenters to estimate the cost of ownership and used formal methods to identify the impact of sustainability. Further, reliability and dependability of the service has been estimated based on consumption of energy of datacenters. Cost and dependability of integrated datacenters have been quantified to measure the energy efficiency and cooling capacity [46]. Further, environmental impact and operational cost have been measured using dependability metrics such as mean time to repair and mean time between failures. Datacenters can be analyzed using Stochastic Petri Nets to provide more accuracy. Bash et al. [49] and Marwah et al. [50] investigated that Stochastic Petri Nets can be used to estimate the sustainability impact on potential of datacenter, which can improve the design of future datacenters.

Generally, an application consists of variety of different workloads to manage large amounts of data to enable effective storage and processing of data. So, it is important to review the workload placement and scheduling techniques to identify the significant aspects of sustainable cloud computing. Islam et al. [47] proposed the Water-Aware Workload Scheduling (WAWS) framework for datacenters which identifies the water efficiency and forwarding workloads for execution on resources. Further, spatio-temporal varieties of water efficiency have been exploited to optimize water consumption and if reduced consumption of water up to 20%. Gai et al. [48] discussed workload management which is NP-hard in heterogenous cloud environment and proposed a resource management technique to execute user tasks by considering heterogenous cloud workloads and performs effectively in terms of cost and execution time. Dabbagh et al. [137] designed an Energy Efficient Technique (EET) to reduce monthly expenses of datacenters by delaying the non-urgent workloads, which also decreases the execution of workload. Further, efficient peak control policy has been designed to predict the demands of datacenters such as storage, power memory etc. for coming requests and real traces of a Google datacenter is used to validate EET. Lu et al. [138] focuses on minimizing the energy cost for CDCs which are distributed geographically. Further, this research work emphasis on saving energy cost for bulk transfers to reduce operational cost. It has been also identified that electrical cost depends on the temporal and spatial diversities.

Sehgal et al. [53] proposed IoT and Fog Computing (IoT-FC) based smart human security framework to protect people using the concept of wearable and pervasive computing to prevent any accident. Cloud layer manages the security of data transferring between IoT devices and fog layer devices. Based on the urgency and complexity, the decisions to protect data from external attacks are taken at both fog and cloud level. Perera et al. [54] analyzed the benefits of fog computing for ICT based sustainable cities and identifies that process of knowledge discovery in data management is required for an attention of researchers. Edge computing solved this problem slightly but due to inadequate computational abilities of edge devices, this area is still open as a research issue. It has been concluded that neither cloud nor fog can solve this problem alone. Further, security of IoT devices is another problem in future smart cities and issues like network security, trust, cyber-attacks to fog gateways and data security are required to be solved to create a sustainable IoT infrastructure for smart cities. Fog computing offers a number of benefits over cloud [55] such as security (data is transferred using short distance in network, so there is a lesser chance of eavesdropping), cognition (the control functions, storage and computing features can be easily managed because fog devices are close to end users), agility (easy to develop, implement, deploy and manage new application service), latency (fog enable respond in very lesser time due to placement of device at small distances) and efficiency (flexible to manage networking, storage and computing resources anywhere between endpoint and cloud). Abbasi [16] studied existing literature of sustainable cloud computing and stated that sustainability and energy efficiency of CDCs is ensured to reduce the impact on environment. To solve this problem, an architecture has been developed for management of workloads through the multi-layer server, which is upper and lower level. The proposed architecture reduced carbon footprint as well as energy cost.

Garg et al. [143] proposed Environment Conscious Workload Scheduling (ECWS) framework for datacenters which identifies the water efficiency and forwarding workloads for execution on resources. Cheng et al. [57] proposed Workload Placement and Migration Framework (WPMF) for efficient management of heterogeneous cloud workloads, which increases the throughput in the distributed cloud environment. In this research work, transactional workloads have been submitted to available resources for execution and based on QoS requirements, the workloads are migrated to different datacenters and WPMF is effective in fulfilling the QoS requirement. Chen et al. [58] proposed Energy-Efficient Workload Management (EEWM) model for sustainable CDCs using renewable energy sources. Further, spatio-temporal diversity based cooling facilities have been developed to control the temperature of the datacenters to enable sustainable cloud computing. A summary of these related techniques and their comparison based on objective, optimization parameter, focus of study along with open research challenges is given in Table 2.

Table 2: Comparison of Existing Techniques and Open Research Challenges

Technique	Objective	Optimization Parameter	Focus of Study	Open Issues
CBL [20]	Reduce energy consumption	Energy consumption	ICT based smart cities	Power is required to be managed automatically
IOT-PD [24]	To reduce cost	Execution cost	IoT devices	Secure communication is required
BDBB [33]	Reduce cost and improve security	Security	Server Utilization	Energy utilization is lesser
TBVC [27]	Reduce execution time and energy consumption	Response time	Trading based value	IoT devices are consuming large amount of energy
DMBA [25]	Reduce execution time	Execution time	Text mining	Response time is larger
GCBM [26]	Improve throughput	Energy Utilization	CO ₂ emissions	Need to improve reliability of applications
SIA [29]	Reduce energy consumption	Execution cost	Web Ontology Language (OWL)	Need to improve retrieval speed in SIA
IoT-SSF [59]	Improve security	Trust Rate	Web Service Security	There is no security mechanism for communication of IoT devices
C-IoT [31]	Reduce energy consumption	Execution cost	Energy Efficiency	Component coupling is larger
G-SDN [35]		Energy utilization	Software Defined Network	Need to reduce execution cost
TAS [38]		Execution cost	Energy Utilization	Heterogenous workloads are not considered
CBD [39]	Reduce execution time	Response time	Smart clothing	Execution time is more
CBF [40]	Improve throughput	Reliability	Agriculture	Energy consumption is more
CBCS [42]		Availability	Desktop Resource Virtualization	
SARM [43]	Reduce execution time	Response time	Industrial product service	Execution cost is more
PPT [44]	Reduce energy consumption	Energy consumption	Greenhouse gas emissions	Response time is more
WAWs [47]	Improve throughput	Response time	Water Efficiency	Energy utilization is less
EET [137]	Reduce cost	Energy consumption	Storage Efficiency	Under-utilization of resources
IoT-FC [53]	Improve security	Security	Wearable and Pervasive computing	Execution cost is more
ECWS [143]	Improve throughput	Response time	HPC Applications	Execution time and cost is more
WPMF [57]		Energy Efficiency	Heterogenous Workloads	Secure communication is required
EEWM [58]	Reduce energy consumption	Energy Utilization	Cooling management	Over-utilization of resources

2.1.2 Application Design based Taxonomy

Different types of application are running in cloud environments such as computation intensive or data-intensive. To improve the performance of cloud computing systems, it is mandatory to execute applications parallelly. Based on the requirements of the cloud user, QoS parameters for every application are identified and provisions the resources for execution. The components of the application design taxonomy are: i) application category, ii) QoS parameter, iii) type of IT workload, iv) application domain, v) type of datacenter and vi) type of architecture as shown in Figure 3. Each of these taxonomy elements are discussed below along with relevant examples. The comparison of existing techniques based on our application design taxonomy is given in Table 3.

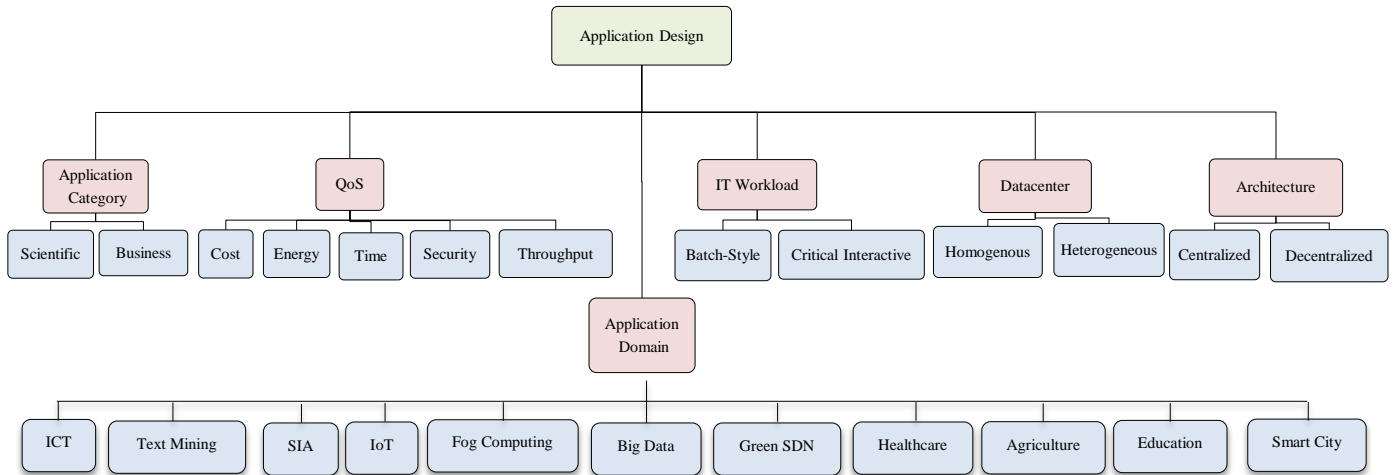


Figure 3: Taxonomy Based on Application Design

2.1.2.1 Application Category: The complexity of applications is increasing day by day and the cloud platform can be used to handle user applications. There are two important categories of user applications: business and scientific [31] [38] [24] [137]. *Business application* is a software to perform business functions, examples of business application can be online shopping sites or banking systems. In *scientific applications*, real-world

activities can be simulated like flight control system, weather prediction and climate modeling, aircraft design and fuel efficiency, oil exploration etc., which requires high processing capacity to execute user requests.

2.1.2.2 Quality of Service (QoS): Different application have their different QoS requirements. There are five main types of QoS parameters for sustainable computing as identified from literature [20] [33] [39] [58] [59], such as execution cost, time, energy consumption, security and throughput. *Execution cost* is total money that can be spent in one hour to execute the application successfully. *Execution time* is the amount of time required to execute application successfully. *Energy* is the amount of electricity expended by resource to complete the execution of an application. *Security* is an ability of the computing system to protect the system from malicious attacks. *Throughput* is the ratio of total number of tasks of an application to the amount of time required to execute the tasks. Other QoS requirements of computing systems can be reliability, availability, scalability, latency etc.

2.1.2.3 Application Domain: Applications are developed a wide range of domains to satisfy the different types of customers for sustainable computing [25] [42-44] [125]. *ICT* based applications are designed to develop sustainable *smart cities* to reduce the consumption of energy. The amount of Internet-based smart devices is increasing day by day and communication of devices becomes necessary by adopting *IoT* technologies. Semantic Web Ontology Language messages are used to exchange data among different *IoT* devices. *Text mining* is another domain where users can retrieve useful information from unstructured data. The *Semantic information services architecture* is designed to manage and remanufacture services for the efficient retrieval and matchmaking of data. Also, different *IoT* and *fog computing*-based models are developed, such as smart human security frameworks, to protect people from any accident using wearable devices, which can sustain for long time. *Green-Software Defined Network (G-SDN)* also provides sustainable solutions to reduce carbon emissions to making network infrastructures efficient. Other application domains for sustainable cloud computing are *healthcare* (to monitor health status of people through wearable devices using big data), *education* (to enable open education resources for students and staff), *agriculture* (to analyze aspects like temperature, winds and rainfall to help farmers to effective use of land and climate to produce a crop) and smart city.

2.1.2.4 IT Workload: For workload management in sustainable cloud computing, there are mainly two types of IT workloads that are considered for sustainable computing: batch-style and critical interactive [32] [33]. *Batch style* workloads are those workloads which are required to run all time i.e. *24 X 7* like delay torrent, Internet services etc. The workloads that can execute anytime but its execution should be completed before their deadline are called *critical interactive* workloads.

Table 3: Comparison of Existing Techniques based on Taxonomy of Application Design

Year	Technique	Author	Application Category	QoS Parameter	Application Domain	IT Workload	Datacenter	Architecture
2017	C-IoT	Zuo et al. [31]	Business	Energy	IoT	Critical Interactive	Homogeneous	Centralized
	IOT-PD	Bradley et al. [24]	Scientific	Cost	IoT	Critical Interactive	Heterogeneous	Centralized
	WAWS	Islam et al. [47]	Business	Throughput	Smart City	Critical Interactive	Homogeneous	Centralized
	EET	Dabbagh et al. [137]	Scientific	Cost	Big Data	Batch Style	Homogeneous	Decentralized
	SARM	Ding et al. [43]	Business	Execution Time	Smart City	Batch Style	Heterogeneous	Centralized
2016	TAS	Pesch et al. [38]	Business	Energy	Smart City	Critical Interactive	Heterogeneous	Centralized
	BDBB	Rehman et al. [33]	Scientific	Cost and Security	Big Data	Batch Style	Homogeneous	Decentralized
	CBL	Bifulco et al. [20]	Business	Energy	ICT	Batch Style	Homogeneous	Centralized
	IoT-SSF	Gupta et al. [59]	Scientific	Security	Healthcare	Batch Style	Homogeneous	Centralized
	CBD	Chen et al. [39]	Business	Execution Time	Healthcare	Critical Interactive	Heterogeneous	Centralized
2015	EEWM	Chen et al. [58]	Scientific	Energy	ICT	Critical Interactive	Heterogeneous	Centralized
	IoT-FC	Sehgal et al. [53]	Scientific	Security	Fog computing	Batch Style	Homogeneous	Decentralized
	SIA	Xia et al. [29]	Business	Energy	Semantic Service	Critical Interactive	Heterogeneous	Decentralized
2014	TBVC	Perera et al. [27]	Scientific	Throughput	IoT	Critical Interactive	Heterogeneous	Decentralized
	GCBM	Cappiello et al. [26]	Business	Execution Time	Smart City	Critical Interactive	Heterogeneous	Centralized
	CBF	Waga et al. [40]	Scientific	Throughput	Agriculture	Batch Style	Homogeneous	Decentralized
	CBCS	Park et al. [42]	Scientific	Throughput	Big Data	Batch Style	Homogeneous	Decentralized
	WPMF	Cheng et al. [57]	Business	Throughput	Big Data	Critical Interactive	Heterogeneous	Decentralized
2013	DMBA	Bossche et al. [25]	Scientific	Execution Time	Text Mining	Batch Style	Heterogeneous	Centralized
2012	G-SDN	NoviFlow [35]	Business	Energy	Green-SDN	Batch Style	Homogeneous	Decentralized
2011	ECWS	Garg et al. [143]	Scientific	Throughput	Smart City	Batch Style	Heterogeneous	Decentralized
2010	PPT	Gmach et al. [44]	Business	Energy	ICT	Critical Interactive	Heterogeneous	Centralized

2.1.2.5 Datacenter: There are two types of datacenters for sustainable computing: homogenous and heterogeneous [26] [27] [29]. A *homogenous* datacenter has the same configuration, such as operating systems,

networking, storage and processors, while a *heterogeneous* datacenter combines different configurations of operating systems, networking, storage and processors to process user applications.

2.1.2.6 Architecture: The architecture is an important component of sustainable cloud computing and there are basically two types of architectures: centralized and decentralized [55] [58] [137] [143]. In *centralized* architectures, there is a central controller, which manages all the tasks that are required to be executed, and further it executes the task using scheduled resources. The central controller is responsible for the execution of all tasks. In *decentralized* architectures, resources are allocated independently to execute the tasks without any mutual coordination. Every resource is responsible for their own task execution.

2.2 Energy Management

Energy management in sustainable computing is an important issue for cloud service providers. Sustainable cloud services are attracting more cloud customers and making it more profitable [62] [60]. Improving energy utilization, which reduces electricity bills and operational costs to enables sustainable cloud computing. The important requirements of sustainable cloud datacenters are optimal software system design, optimized air ventilation and installing temperature monitoring tools for adequate resource utilization, which improves energy efficiency [67] [74]. There are mainly three levels where energy consumption can be optimized such as software level (efficient use of registers, buffers etc.), hardware level (transistors, voltage supply, logical gates and clock frequency) and intermediate level (energy-aware resource provisioning techniques) [80].

2.2.1 Related Studies

Domdouzis [15] studied the existing technologies of green computing and its effects on sustainable cloud computing. Further, virtualization-based energy-aware scheduling techniques have been discussed and identified the impact of cloud infrastructure on environment. Moreover, technologies related to sustainable cloud computing such as web services, virtualization and cloud computing have been discussed. Authors stated that sustainable cloud computing optimizes the performance of different applications such as education, healthcare, agriculture etc. in terms of power consumption. Abbasi [16] studied existing literature of sustainable cloud computing and stated that sustainability and energy efficiency of CDCs is ensured to reduce the impact on environment. To solve this problem, an architecture has been proposed for management of workloads through multi-layer server which consists of upper and lower level. The lower level focuses on the management of energy aspects such as energy consumption, cooling power efficiency and server consolidation, while the upper level focuses on carbon footprints as well as utility cost [32]. The proposed architecture reduced carbon footprints as well as energy costs [5]. This research work only considers homogenous datacenters without considering important QoS parameters such as time, throughput, security etc.

Accenture [17] suggested the ecological advantages of moving to the cloud in terms of performance and efficiency of service, which can improve reliability and sustainability of services. Further, this research identified important factors to reduce energy consumption as well as carbon emissions such as i) decrease power consumption by efficient cooling management (datacenter management), ii) improving utilization of servers by avoiding underutilization and over utilization of resources (server utilization), iii) executing a large number of requests using shared infrastructures (multi-tenancy) and iv) efficient matching of workload and resource for execution (dynamic provisioning). Moreover, business community can be benefited through cloud computing due to large number of users of cloud services including mobile applications, online gaming, social media and email. So, there is a need to make cloud services more energy-efficient and sustainable, which can fulfil user demands timely without affecting the environment [6]. Further, this study concluded that the amount of carbon footprint is largely dependent on deployment size. Microsoft deployed 60 percent large-sized deployments, 30 percent medium-sized deployments and 10 percent small-sized deployments [7].

Gill et al. [60] developed a Particle Swarm Optimization (PSO) based resource scheduling algorithm (BULLET) for effective management of energy consumption. Initially, user workloads have been classified based on QoS requirements for provisioning of resources. Further, this PSO-based scheduling algorithm is used for scheduling provisioned resources and executed workloads successfully, using Dynamic Voltage Scaling (DVS). The proposed algorithm is effective in improving energy utilization, time and cost of resources in datacenters and enables sustainable computing. Brown et al. [61] proposed a Method for the Assessment and Analysis (MAA) of sustainability for energy-efficient cloud services. MAA has been tested using the case study of different multi-story buildings in Sweden. Further, Swedish environmental rating tool has been utilized to calculate the life-cycle cost. It has been concluded that 25% more cost is required to develop energy-efficient and sustainable cloud environment, which further improves the indoor environmental quality. Hsu et al. [62] proposed Energy Efficient

and Sustainable Model (EESM) for management of transport system, which: i) provides an effective management of data (video and audio) using available storage, ii) improves the energy utilization and reliability of services and iii) identifies effective route and status based on the analysis of traffic conditions such as traffic lights, traffic flow etc. EESM helps to reduce energy consumption and fuel consumption, which enables sustainable eco-driving. Uddin et al. [64] investigated that large amount of energy that is required to run CDCs in an efficient manner and identified the issues like backup and recovery, low carbon emissions and huge energy consumption, which effects global warming. Further, a framework is proposed to decrease carbon emissions by dividing datacenters into different resource pools for efficient management of energy consumption and green metric i.e. PUE [68], which is used to measure the effectiveness of a datacenter. Singh et al. [108] analyzed the QoS-aware autonomic computing systems and identified that energy is one of the important parameters, which requires optimization to enable sustainable cloud computing.

Giacobbe et al. [65] reviewed the cost-effective energy-aware resource management technique in cloud federation and investigated that cost saving is an important factor for sustainable computing. Most of the energy-saving techniques are based on cloud federation, and utilization of resources in datacenters is also affected by large energy consumption. It has been reported that the dynamic migration of computational resources reduces energy consumption during the interaction of IoT devices [73]. Kramers et al. [66] proposed the genetic algorithm based Energy-Aware Resource Allocation (EARA) technique for allocation of virtual machines on heterogenous CDCs. Further, a new metric named POWERMARK has been designed to find the energy efficiency of CDCs and reduce VM co-location cost and bandwidth cost to fulfil cloud user requirements. Gill et al. [67] proposed a QoS-aware scalable resource management policy (CHOPPER) for effective scheduling of resources by considering the self-optimization for improving energy utilization, self-protection against cyber-attacks, self-configuration of energy-efficient cloud resources and self-healing by managing unexpected failures. Further, energy consumption of resources has been reduced using an autonomic system to execute workloads in sustainable datacenters. Chen et al. [69] investigated the trade-off between throughput and energy in cloud-based radio access networks. In this network, renewable energy is used to provide the power to multiple base stations to exchange information between senders and receivers. It has been concluded that energy consumption can be reduced by selecting optimal paths to transfer data in the network. Further, data is managed efficiently at sender as well as receiver side using cloud repository, which improves the throughput and sustainability of datacenters [70]. Singh et al. [83] developed an energy-aware resource scheduling technique (EARTH) through resource consolidation, which considers fuzzy logic to take scheduling decisions for the execution of cloud workloads. Dynamic Frequency Scaling (DFS) based proposed technique [77] is effective in improving energy efficiency and resource utilization due to the timely decisions of resource scheduler.

Dandres et al. [74] proposed an Energy based Resource Management (ERM) approach to reduce greenhouse emissions of datacenters and it has been identified that server load migrations affect the energy consumption of datacenters. Xu et al. [75] identified that DVFS and VM consolidation manage the datacenter effectively but these techniques failed in case of overloaded data. Authors used Brownout to find out the overloads effectively and manages the load by deactivating the free resources to save energy, which improves sustainability of CDCs. Wang et al. [76] recognized that data coming towards a cloud in a short time are difficult to manage and this issue is solved by incorporating multiple mobile sinks for data gathering. Further, a time adaptive schedule policy is used to reduce latency triggered by arbitrary allocation of tasks. The optimization of latency and the effective gathering of data reduce energy consumption, which creates sustainable cloud. Garg et al. [80] proposed the Green Cloud Framework (GCF) to minimize carbon footprints and to measure the impact of carbon emissions to the environment. In this research work, it is mentioned that there is a need of holistic management of energy to make CDCs more sustainable by minimizing their overall power consumption. Mardani et al [82] investigated multi-objective based decision-making techniques for sustainable and renewable energy to identify the parameters (social, political, environmental, technical and economical), which are effecting environment. Further, it has been suggested that energy should be managed efficiently at different levels such as social, political, environmental, technical and economical to make clouds more sustainable in the future. Singh et al. [125] proposed a SLA-aware resource allocation mechanism (STAR) for efficient management of resources by considering scalable components such as processor, storage and memory. Further, this technique uses DVFS for power management of cloud resources in sustainable CDCs. Experimental results prove that STAR is effective in decreasing energy consumption of resources, which can effectively provide the sustainable cloud environment, without violation of SLA. A summary of these related techniques and their comparison based on objective, optimization parameter, focus of study along with open research challenges is given in Table 4.

Table 4: Comparison of Existing Techniques and Open Research Challenges

Technique	Objective	Optimization Parameter	Focus of Study	Open Issues
BULLET [60]	Reduce energy consumption	Execution time	Heterogenous workloads	Resource utilization of CDCs is affected during workload execution
MAA [61]	Improve energy utilization	Energy cost	Environment sustainability	Switching of resources between high scaling and low scaling modes increases response time
EESM [62]	Improve energy efficiency	Energy consumption	Reliability of service	SLA violation can be reduced
EARA [66]	Improve energy efficiency	VM co-location cost and bandwidth	Heterogenous datacenters	Putting servers in sleeping mode or turning on/off servers affects the reliability of the storage component.
CHOPPER [67]	Improve energy utilization	Execution time and cost	Managing cyber-attacks	Resources are reserved in advance, but resource requirement is less than resources available, which increases cost
EARTH [83]	Improve resource utilization	Energy	Fuzzy logic	The large amount of clock speed is wasted while waiting for the data because of speed gap between processor and main memory
ERM [74]	Reduce SLA violation	Energy consumption	Server load migration	Energy consumption can be saved by reducing the processor frequency through the manipulation the supply voltage
GCF [80]	Reduce carbon footprints	Power cost	Service level agreement	A large number of workloads are waiting for execution due to unavailability of sufficient amount of resources
STAR [125]	Reduce greenhouse emissions	Execution cost	DVS	Switching of resources between high scaling and low scaling modes increases service delay

2.2.2 Energy Management based Taxonomy

Energy management has two important components (static and dynamic) as shown in Figure 4. Each of these taxonomy elements are discussed below along with relevant examples. The comparison of existing techniques based on our energy management taxonomy is given in Table 5.

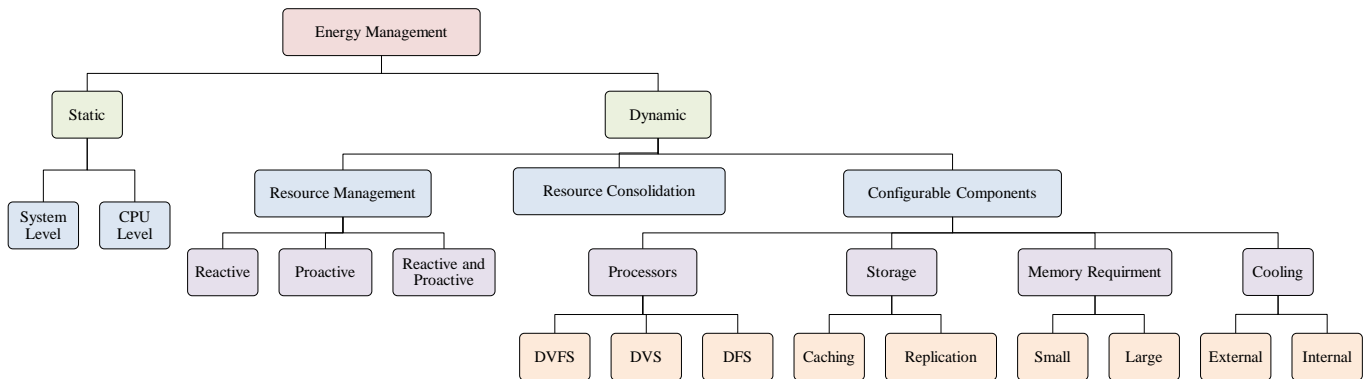


Figure 4: Taxonomy Based on Energy Management

2.2.2.1 Static Energy Management: Static energy management is more engineering oriented approach, in which circuitry systems are considering more by offline energy management [60]. During design time, the whole optimization happens at system level and it deals with factorization, path balancing, transistor sizing, instruction sets, redesigning of architectures, circuit manipulation and processing centres [67]. The low power usage components are used in this management to consume energy consumption as minimum as possible. Static energy management performs at two levels: System level and CPU level. Existing studies [125] [83] found that *CPU* offers big scope of optimization of energy consumption because computing components of the CPU consumes 35-40% of energy [3] [71]. The optimization of energy at CPU level can be performed at instruction set level or register level. Researchers designed different number of instruction set architectures to improve resource utilization like reduced bit-width architecture at instruction set level. On the other hand, the activities of register transfer level are optimizing to reduce energy consumption. Figure 5 shows the consumption of energy by different components of the idle server such as processor, storage, memory, network and cooling (internal fans) as reported in [3] [71] [95]. Energy cost and CO₂ emission for static and dynamic energy management techniques [122] [144] [145] is shown in Figure 6. It is clearly shown that static energy management techniques consume more energy as well as produce more CO₂ emissions as compared to dynamic energy management techniques.

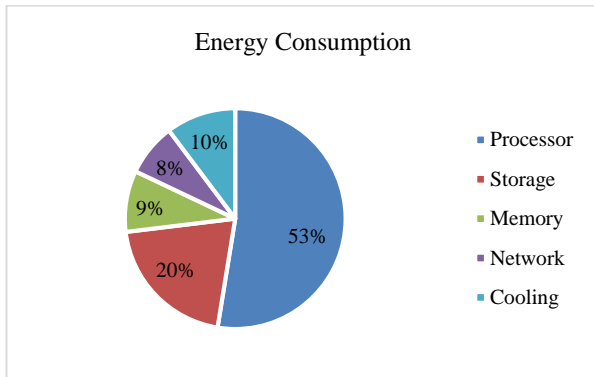


Figure 5: Energy Consumption of different Components [3] [71] [95]

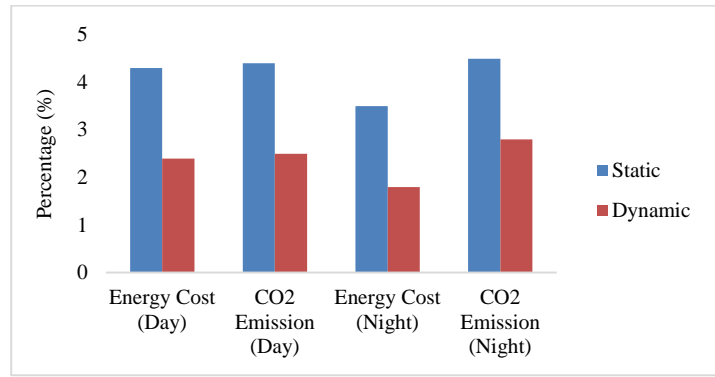


Figure 6: Energy Cost and CO₂ Emission for Static and Dynamic Energy Management Techniques [122] [144] [145]

Other components of *system* along with CPU are software systems, network facility and memory components that consume large amounts of energy. Researchers proposed different management techniques to optimize the power consumption of these components based on the setup techniques used to design a system. At design time, it is very difficult to select the right components to design a cloud system with maximum synchronization among the components [61] [62] [66]. Other important challenges during system design can be: i) type of application and software, ii) selection of operating system and iii) placement of servers to reduce delay. Gordan and Fast Array of Wimpy Nodes (FAWN) [3] architecture has been designed to improve the performance of cloud systems by balancing the input-output activities and computation processes by coupling datacenter powering systems and local flash storage with low power CPUs. Energy consumption can be reduced by proper distribution of resources geographically and the selection of suitable network topologies and components with maximum compatibility.

2.2.2.2 Dynamic Energy Management: Software based policies are used by dynamic energy management to improve energy utilization. There is a different dynamic power range for every component. During low activity modes, CPU consumes 30% of the peak value of its energy consumption and it can be scaled up and down up to 70% [80]. Dynamic range of energy consumption for disk drives is 50%, for memory is 25% and for network devices such as routers and switches is 15% [83]. To improve energy utilization, the number of components can be scaled up or down based on the range of dynamic power. Dynamic energy management is divided into three categories based on the reduction of the dynamic power range: i) configurable components, ii) resource consolidation, and iii) resource management.

Configurable components are those components like *CPU*, which supports low activity modes at component level. Dynamic energy management can be used to control CPU. CPU is the main source of energy consumption. So, existing research work mainly focused on optimization of energy consumption in CPU or processor and memory. There is a relationship between power supply, voltage and operational frequency [66] [62]: ($Power_{dynamic} = Utilization_{CPU} \times Frequency \times Voltage^2$). Based on the different values of voltage and operational frequency, CPU can run in different activity modes in advance processor architectures. As supply voltage increases, the energy consumption increases quadratically in CMOS circuits. The values of linear relations can be exploited by changing operation frequency (DFS), voltage (DVS) or both simultaneously (DVFS) [60]. There are number of methods proposed to control energy consumption by scaling down the high voltage supply, but the best way is to exploit the stall time. The large amount of clock speed is wasted while waiting for the data because of the speed gap between processor and main memory. Energy may be saved by reducing the processor frequency through manipulation of supply voltage. For different devices, semiconductor chip vendors optimizing energy consumption use different frequency scaling policies. Eight different kinds of operational frequencies are available in Intel's Woodcrest Xeon Processor [3]. Two CPU throttling technologies developed by AMD are PowerNow and CoolnQuiet [3] [125]. Another, SpeedStep CPU throttling technology is developed by Intel to control energy consumption [62]. The *cooling* can be *internal* (fans) or *external* for a cloud datacenter.

The management of *storage* devices like disk drives is handled by scalable storage systems to reduce energy consumption because disk drives consume significant amounts of energy. The storage of data can be managed using either *replication* or *caching*. Mechanical operations of storage components consume one third of the total electricity provided to the CDCs, and disks also consume one tenth during standby mode. The need of storage components is increasing by 60% annually [66] [67], so this is a serious research issue to control energy consumption. Disk drive utilizes only 25% of their storage space and it remains underutilized in large CDCs [3] [71]. The power usage can be minimized by reducing underutilization by switching-off the unnecessary disks.

Large number of mechanisms are proposed to improve the energy efficiency of disk drives [2]. In large scale CDCs, *memory* component may be considered to decrease power usage, but it is a least addressed component by researchers. Memory consumes 23% of energy consumption to run specific workload [83] [125]. The dynamic range for memories is 50% as discussed above, so there is a chance to improve energy consumption in this component [61] [62]. DVFS is also applicable to memory components by reducing frequency and voltage. Storage arrays are the most important components of DRAMs in which power consumption can be reduced. It is challenging to develop energy-aware memory components in cloud computing to reduce power consumption without degradation of performance. Also, it is difficult to manufacture energy-efficient memory devices with lesser cost. Existing memory management infrastructures can minimize energy consumption up to 70% [6].

Resource consolidation is a technique for effective utilization of resources (processor, memory or network devices) to minimize the number of resources and the location of servers, which a cloud company requires to serve user requests [71]. Resource scheduler allocates resources to execute workloads dynamically to avoid over-utilization and under-utilization of resources.

Resource management is an important challenge because: i) a large amount of data is transferred for processing and ii) under-utilization (it decreases energy efficiency) and overloading of resources (it decreases reliability of cloud services). An effective resource management includes resource allocation, resource scheduling and resource monitoring to improve energy utilization [32]. A virtualization technology reduces the number of physical machines or resources and executes the workloads using virtual resources, which leads to a reduction in energy consumption. But workloads should be executed in an energy-efficient manner. There are many questions that are required to be answered [32] [71]: i) How to allocate the resources in an energy-efficient manner for the execution of workloads? ii) When to migrate workloads from one machine to another to save energy consumption? iii) Which devices need to be switched off to save energy consumption without degradation of performance? Based on existing research, the number of existing techniques above discussed issues to improve energy utilization. These techniques are classified into following categories: a) Proactive, b) Reactive and c) Proactive and Reactive.

Proactive management manages the resources based on the future prediction of the performance of the system instead of its current state. The resources are selected based on the previous executions of the system in terms of reliability, energy consumption, throughput etc. The predictions are required to be identified based on previous data, and plan their appropriate action to optimize energy consumption during resource execution. *Reactive* management works based on feedback methods and manages the resources based on their current state to optimize energy. There is a need of continuous monitoring of resource allocation to find whether the energy is consumed less than its threshold value or not (threshold value can be based on energy as well as resource utilization). If power usage is higher than threshold value then corrective action will be taken to optimize the energy consumption. The accuracy of the monitoring module improves the productivity of reactive management. In case of underutilization of resources in virtualization, energy consumption can be reduced through consolidation or migration of VMs. Increase in energy consumption also requires effective cooling management because temperature is increasing due to large amounts of heat. *Reactive and proactive* management manages the resources with minimum value of power usage and maximum value of resource utilization to handle every situation by i) monitoring the resource execution continuously and ii) performing the actions based on predicted failures. In real time, it is challenging to accurately forecast the behavior of a system in proactive management. In reactive management, there is a larger overhead which causes unnecessary delay as well as energy inefficiency.

Table 5: Comparison of Existing Techniques Based on Taxonomy of Energy Management

Year	Technique	Author	Resource Management	Processor	Storage	Memory Requirement	Resource Consolidation	Cooling
2017	BULLET	Gill et al. [60]	Proactive	DVS	Caching	Large	Yes	Internal
	CHOPPER	Gill et al. [67]	Proactive and Reactive	DVFS	Caching	Large	No	Internal
	STAR	Singh et al. [125]	Reactive	DVS	Caching	Large	Yes	Internal
2016	EARTH	Singh et al. [83]	Reactive	DFS	Replication	Large	Yes	Internal
	ERM	Dandres et al. [74]	Proactive	DFS	Replication	Small	No	Internal
2015	EESM	Hsu et al. [62]	Reactive	DFS	Replication	Small	Yes	Internal
2014	EARA	Kramers et al. [66]	Reactive	DVS	Caching	Large	No	Internal and External
2013	MAA	Brown et al. [61]	Proactive	DVS	Replication	Small	No	Internal
2012	GCF	Garg et al. [80]	Reactive	DVFS	Caching	Small	No	Internal and External

2.3 Thermal-aware Scheduling

Cloud datacenters consist of chassis and racks to place the servers to process the IT workloads. To maintain the temperature of datacenters, cooling mechanisms are used to reduce heat [86]. So, there is a need of effective

management of temperature to run the cloud datacenter efficiently. Servers produce heat during execution of IT workload, so cooling-management is required to keep the stable temperature of room [92]. The processor is an important component of a server that consumes most electricity. Sometimes the heat generation of processors is higher than the threshold because servers are organized in a compact manner [93]. Both cooling and computing mechanisms are consuming a huge amount of electricity. It would be better to reduce the energy consumption instead of improvement of cooling mechanism [90]. To solve the heating problem of CDCs, thermal-aware scheduling is designed to minimize cooling setpoint temperature, hotspots and thermal gradient. Thermal-aware scheduling is better than heat modelling. Thermal-aware scheduling based on heat modelling performs computational scheduling of workload. Thermal-aware monitoring and profiling module monitors and assess the distribution of heat in CDCs while profiling maintains the details of computational workload, microprocessors and heat emission of servers. With the use of renewable energy, the load of cooling can be decreased to enable sustainable CDCs.

2.3.1 Related Studies

Chaudhry and Ling [14] explored the existing thermal-aware scheduling techniques developed for efficient management of green datacenters. Authors stated that the microprocessor is the most important part of the server, which consumes large amounts of electricity and produces heat continuously. Further, efficient cooling management is required to avoid overheating of servers. Moreover, thermal monitoring and profiling approaches provide different techniques for measuring both lower level (microprocessor) and upper level (datacenter) temperatures to reduce generation of heat [142]. Authors did not identify the effect of thermal-aware scheduling on sustainability and energy efficiency of CDCs. Oxley et al. [84] analyzed that a sufficient amount of cooling is required to maintain the temperature for smooth working of sustainable datacenters. Further, cloud workloads should be executed before deadline using available electricity but sharing of resources creates problems for the execution of different tasks on different cores of available resources [95]. Co-location, power and thermal-aware resource allocations techniques have been proposed to execute a number of tasks. Experimental results proved that this approach is effective in executing tasks before a deadline and under a temperature constraint.

Cupertino et al. [85] proposed the Energy-Efficient Workload Management (EEWM) approach for thermal-aware CDCs. Further, workloads and applications are managed effectively by creating their profile. Moreover, power-aware resource scheduling mechanism has been proposed to execute the workloads, while optimizing energy consumption. Sun et al. [86] extended EEWM by adding a Heat Distribution Matrix (EEWM-HDM) to control the energy effect of servers to other servers in a CDC. Further, fuzzy-based priority policy is used to make trade-off between power and cooling and execute user workloads in a sustainable cloud environment. Guitart et al. [87] discussed a thermal-aware resource management framework to minimize carbon footprints of CDCs. They identified that power usage in CDC is increasing with the increase in number of IT devices. Guo et al. [89] proposed the Thermal Storage based Power and Network (TSPN) aware workload management framework which provides integration with green energy and reduces bandwidth costs between CDC and cloud users. Further, stochastic cost reduction procedure uses the Lyapunov optimization to create trade-off between workload delay and energy cost. Fu et al. [92] proposed a Temperature-Aware Resource Management (TARM) mechanism by extending TSPN to reduce energy consumption in CDCs. Further, TARM focused on the reliability of cloud services using a soft server temperature constraint. Shamalizadeh et al. [90] proposed the Thermal-Aware Workload Distribution (TAWD) model to reduce heat recirculation in sustainable datacenters. Firstly, the cooling and computing power requirement is assessed to control the servers in the cloud for the execution of user workloads without violation of SLAs.

Han et al. [91] proposed the DVFS-based Thermal-Aware Energy-Efficient (TAEE) resource scheduling policy to execute workloads while focusing on the reduction of AC and computation energy usage. TAEE assumes a linear relationship between CPU frequency and computation energy usage to find out the thermal correlation among the servers of CDCs. TAEE improves the energy-efficiency of sustainable CDCs. Dou et al. [93] proposed Carbon-Aware Resource Management (CARM) approach, which focuses on cost reduction of electricity to run sustainable CDCs. Further, time-varying system states have been analyzed to identify the trade-off between workload delay and electricity usage to run CDC. Singh et al. [94] extended EARTH [83] and proposed a thermal-aware autonomic resource (SOCCER) management policy for the execution of heterogeneous cloud workloads and improves energy efficiency. Arroba et al. [97] proposed a DVFS-based Dynamic Consolidation for Allocation of Resources (DCAR) to execute cloud workloads and a thermal-aware VM allocation technique [96] that is designed to control the temperature of a cloud datacenter during the execution of cloud resources. Chien et al. [98] proposed Thermal-Aware Scheduling of Resources (TASR) for multicore architectures, which divides applications into small threads using the concept of dynamic programming and execute those threads using different cores of

the processor. Further, the temperature of the datacenter is controlled using both proactive and reactive scheduling procedures to analyze the variation of temperature with increasing number of threads. A summary of these related techniques and their comparison based on objective, optimization parameter, focus of study along with open research challenges is given in Table 6.

Table 6: Comparison of Existing Techniques and Open Research Challenges

Technique	Objective	Optimization Parameter	Focus of study	Open Issues
EEWM [85]	Improve energy efficiency	Energy consumption	Thermal monitoring and profiling	If scheduling is performed based on deferent thermal aspects like inlet temperature and heat contribution then admission control mechanism at processor level and server level contradict each other.
EEWM-HDM [86]	Improve cooling	Power	Heat distribution matrix	PUE is required to be optimized.
TSPN [89]	Reduce cost	Bandwidth	Trade-off between workload delay and execution cost	There is need of effective thermal-aware scheduling technique which can execute workloads with minimum heat concentration and dissipation.
TARM [92]	Reduce energy consumption	Temperature	Improving reliability using soft server temperature constraint	Complexity of scheduling and monitoring is increased due to variation of temperatures of the servers in CDC which also causes vagueness in thermal profiling.
TAWD [90]	Improve heat recirculation	Energy	Service level agreement	There is a need of dynamically updated thermal profiles instead of static, which will be updated automatically and provide more accurate value of temperature.
TAAE [91]	Improve energy efficiency	Computation Power consumption	CPU frequency	Existing thermal-aware techniques focused on reducing PUE, but reduction in PUE may not reduce TCO.
CARM [93]	Reduce electricity cost	Energy cost	Trade-off between workload delay electricity usage	There is a need of recirculation coefficient matrix to identify the heat circulation values for every node.
SOCCER [94]	Improve energy efficiency	Energy consumption	Clustering of heterogenous cloud workloads	It requires the coordination between processor level and server level workload schedulers.
DCAR [97]	Reduce energy consumption	Execution time	Dynamic consolidation	The energy consumption of CDCs can be minimized by activating those servers which are adjacent to each other in rack or chassis but power density increases which creates heat concentration.
TASR [98]	Analyze variation of temperature	Temperature	Multi-threading	Reducing TCO makes hardware reliability is an open challenge.

2.3.2 Thermal-aware Scheduling based Taxonomy

The components of thermal-aware scheduling are: i) architecture, ii) heat modelling, iii) scheduling, iv) cooling management and v) metrics as shown in Figure 7. Each of these taxonomy elements are discussed below along with relevant examples. The comparison of existing techniques based on our thermal-aware scheduling taxonomy is given in Table 7.

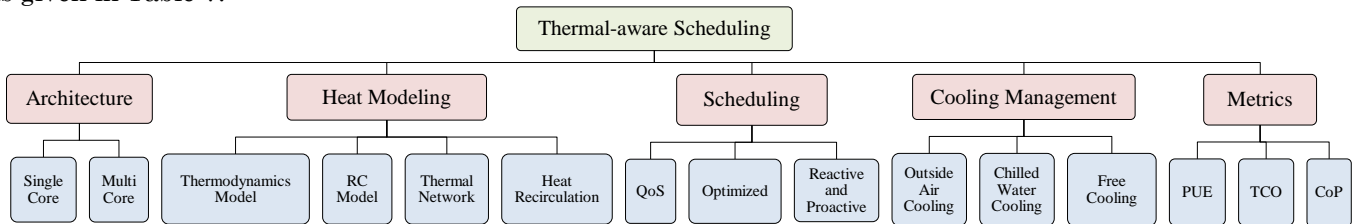


Figure 7: Taxonomy Based on Thermal-aware Scheduling

2.3.2.1 Architecture: Thermal-aware scheduling techniques have been designed based on different architectures: i) single core and ii) multicore [86] [92] [93]. Thermal-aware scheduling techniques execute workloads based on their priorities at different speed of processor for *single-core* architecture and for execution of high priority workload, current workload can be preempted. Generally, high priority workloads are running at high speed and the temperature of processor can be reached to its threshold value. To optimize the temperature of the processor, low priority workloads are running at lower speed to cool down the processor. To improve the execution of thermal-aware scheduling, *multi-core* processor is using in which a task is divided into number of threads and independent threads are running on different cores based on their priorities. Multi-core processors are designed with thermal-aware aspects such as intelligent fan control, clock gating and frequency scaling and these aspects are working in coordination to control the temperature within its operating limits. If one core is getting hot then a thread can be transfer to another cooler core to maintain the temperature.

2.3.2.2 Heat-modelling: It is an effective mechanism in thermal-aware scheduling to develop a relationship between eventual heat dissipation and energy consumed by computing devices. The scope of heat models is defined based on evaluation of environmental variables like temperature, air pressure, power. The selection of the heat model also affects the energy efficiency. The types of heat models used in existing literature are: i) thermodynamics model, ii) RC model, iii) thermal network and iv) heat recirculation.

Thermodynamics model is used to explore the heat exchange mechanisms in CDCs. The value of heat is quantified using law of energy conservation [89] [90]. Thermodynamic process produces the details about heat emissions, energy consumption and pass cold air to remove heat from the datacenter and researchers are still working on this process for further optimization. *RC model* is basically a Resistor–Capacitor (RC) circuit to make a relationship between electrical phenomena of RC circuit and heat transfer. Temperature difference between two surfaces and energy consumption is used to find out the value of R and C for conductance and convention. The value of RC is not changed after manufacturing of processor package. RC model is used to find out the value of various thermal parameters. *Thermal network* is based on both RC model and thermodynamics model. In thermal network, every node of CDC belongs to one of the network, which can be IT network or cooling network. A server executes workload by consuming energy and producing heat and server is part of both cooling and IT network. Thermal network is efficient for heat modelling of heterogenous equipment of a datacenter. *Heat recirculation* deals with mixing of hot air (coming from server outlets) and cold air (coming from the cooling manager). Temperature of cold air is changing with time after entering into CDCs. To maintain the temperature of CDC, it is a great challenge to provide the uniform cold air temperature every time. The resource utilization of servers which participates in heat recirculation will be reduced and performance of cloud datacenters is also affected in terms of QoS.

2.3.2.3 Scheduling: The energy consumed by CDCs has been utilized for execution of workloads, but it is dissipated as heat. Lower energy is used to remove heat while workloads are scheduling using thermal-aware aspects. Thermal profiles of thermal-aware schedulers are used to find out the resource with minimum dissipation of heat in cloud datacenters. The aim of thermal-aware scheduling is to reduce dissipation of heat from active servers and minimize the active servers by turning off idle servers. Three types of thermal-aware scheduling are used in the existing literature [85] [86] [89] [92] are: i) QoS, ii) optimized, iii) reactive and proactive. *QoS based thermal-aware scheduling* schedules the energy-efficient resources to improve the performance of the cloud datacenter. The scheduler controls the temperature and reduces the load of overcooling using dynamic thermal management techniques. Further, a challenge of maintaining the SLA based on these QoS parameters is introduced and it requires the trade-off between cost saving and compensation or penalty in case of SLA violations. *Optimized thermal-aware scheduling* schedules workloads using the concept of an autonomic computing. These techniques are basically a combination of heat-recirculation and thermal-aware techniques. The main aim of server based scheduling techniques is to reduce the peak inlet temperature which is increased by heat-recirculation. Heat-recirculation can be minimized by placing lesser workloads on servers that are nearer to the floor. Processor based scheduling techniques execute the workloads by sustaining the steady core temperature called throttling. Earlier, workloads are executed using zig-zag schemes till a temperature threshold is achieved. *Reactive* management works based on feedback methods and manages the temperature based on their current state to maintain its temperature. There is a need of continuous monitoring of thermal-aware scheduling to find whether the temperature is lower than its threshold value or not. If temperature is higher than a threshold value then corrective actions will be taken to make it stable. The *proactive* approach manages the resources based on the prediction and assessment of temperature and thermal profiling. Based on previous data, predictions have been identified and plan their required action to reduce temperature during scheduling.

2.3.2.4 Cooling management: The physical infrastructure of CDCs is affected by virtualization of cloud computing. Consumption of large amount of energy can challenge the cooling management system of CDCs but reductions in energy consumption can also affect PUE of CDC. Literature [14] [86] [92] identified three different types of cooling management techniques: i) outside air cooling, ii) chilled water cooling and iii) free cooling. In *outside air cooling*, the cooler is used to bring the fresh air, cooled it and pushed it through the Computer Room Air Conditioning (CRAC), which is better than air recirculation mechanism. In *chilled water cooling* system, electricity is used to freeze water at night and circulate this water throughout the CRAC unit during the day. In *free cooling*, air is passed into chamber, which performs cooling through water evaporation [14].

2.3.2.5 Metrics: Thermal-aware scheduling uses important metrics to measure the thermal-aware aspects accurately. Three types of metrics have been identified from the literature [14] [32] [85] [86]: i) PUE, ii) TCO and

iii) CoP. *Power Usage Efficiency (PUE)* is a formula to measure the energy efficiency of CDCs. PUE is defined as the ratio of the energy consumed by ICT devices to the energy consumed by all the devices including ICT and cooling devices as shown in Equation 1:

$$PUE = \frac{\text{Total Energy Usage by ICT devices}}{\text{Energy Consumed by all the devices including ICT and non - ICT devices}} \quad (1)$$

When value of PUE is equal to 1, then zero energy is being spent on cooling. *Total Cost of Ownership (TCO)* is an addition of direct cost (purchase cost of CDC) and indirect cost (operational cost of CDC) as shown in Equation 2 and it is used for financial estimations at cloud datacenter.

$$TCO = \text{Indirect cost} + \text{Direct cost} \quad (2)$$

Cloud providers aim to attain the lowest value of TCO. The *Coefficient of Performance (COP)* is calculated by dividing quantity of removed heat to total work done for removal of heat as shown in Equation 3.

$$COP = \frac{\text{Quantity of Removed Heat}}{\text{Total Work Done for Removal of Heat}} \quad (3)$$

Researchers also designed new metrics recently such as CUE and WUE for thermal-aware scheduling and will be utilized in future research. Azevedo et al. [51] designed a sustainability metric named *Carbon Usage Effectiveness (CUE)* to measure carbon emissions for identification of relative sustainability of datacenters as shown in Equation 4. This metric determines clearly if there is a requirement to reduce energy consumption or not. CUE is very effective to identify the efficient design and location of a datacenter.

$$CUE = \frac{\text{Total CO2 emissions produced by Total CDC Energy}}{\text{Energy of IT Equipment}} \quad (4)$$

Further, Azevedo et al. [52] extended PUE metric and designed another metric named *Water Usage Effectiveness (WUE)* to measure sustainability aspects of carbon, energy and water as shown in Equation 5. The units of WUE are liters/kilowatt-hour (L/kWh).

$$WUE = \frac{\text{Annual Water Usage}}{\text{IT Equipment Energy}} \quad (5)$$

Table 7: Comparison of Existing Techniques Based on Taxonomy of Thermal-aware Scheduling

Year	Technique	Author	Architecture	Heat Model	Scheduling	Metrics	Cooling Management
2017	TARM	Fu et al. [92]	Single core	Heat recirculation	QoS	PUE	Free cooling
	CARM	Dou et al. [93]	Multi core	Thermodynamics model	Reactive and Proactive	PUE	Free cooling
	EEWM-HDM	Sun et al. [86]	Multi core	RC model	Reactive and Proactive	TCO	Chilled water cooling
2016	SOCCER	Singh et al. [94]	Multi core	Heat recirculation	Optimized	PUE	Free cooling
	DCAR	Arroba et al. [97]	Multi core	Thermodynamics model	Proactive	PUE	Chilled water cooling
	TASR	Chien et al. [98]	Multi core	Thermal network	QoS	TCO	Chilled water cooling
2015	TABE	Han et al. [91]	Single core	Heat recirculation	Reactive and Proactive	CoP	Free cooling
	EEWM	Cupertino et al. [85]	Single core	Thermodynamics model	QoS	PUE	Outside air cooling
2014	TSPN	Guo et al. [89]	Single core	Thermal network	Optimized	CoP	Free cooling
2013	TAWD	Shamalizadeh et al. [90]	Multi core	Thermal network	QoS	TCO	Chilled water cooling

2.4 Virtualization

Virtualization technology is an important part of sustainable cloud datacenters to support energy-efficient VM migration, resource consolidation and resource management [88]. Operational costs can be reduced by using virtualization to manage cloud resources using efficient dynamic provisioning of resources [102]. During the execution of workloads, VM migration is required to balance the load effectively due to decentralized CDCs and renewable energy resources. Due to the lack of on-site renewable energy, VM techniques migrate the workloads to the other machines distributed geographically. VM technologies also offer migration of workloads from renewable energy based CDCs to the CDCs utilizing the waste heat at another site [105]. To balance the workload demand and renewable energy, VM based workload migration and consolidation techniques provide virtual resources using few physical servers. Waste heat utilization and renewable energy resources alternatives are harnessed by VM migration techniques to enable sustainable cloud computing [104]. It is a great challenge for VM migration techniques to improve energy savings and network delays while migrating workloads between resources distributed geographically.

2.4.1 Related Studies

VM migration is the process of migrating VMs (where a VM is the software implementation of the computer that runs a number of applications and operating system) to another physical server without interrupting the running application operation. A virtual machine migration takes place when the server is underutilized or over-utilized or in case of temperature overpass, which improves energy efficiency of CDC. Also, the VM migration reduces the carbon emission by moving the workload to location having renewable energy supply. Wang et al. [99] proposed Green-aware VM migration (GVM) policy for the efficient utilization of energy coming from grid sources and optimizing the power consumption of cooling and IT devices. Further, a statistical searching approach is used to find out the destination of migration and post-copy technique is used in GVM. Wang et al. [88] proposed an Extended version of GVM (E-GVM) by replacing grid energy with renewable energy to make datacenters sustainable, which further reduces power cost and carbon emissions. Further, VM migration-based resource allocation is improved using IT-enabled virtualization [100], which measures the variation of energy requirements during pre-copy and post-copy of data from one server to another. Dabbagh et al. [101] proposed the VM Predication and Migration (VMPM) mechanism for overcommitted clouds to reduce the usage of physical machines through predication of virtual machines and run the datacenter sustainably, thus improving the energy efficiency of CDCs. Further, VM migration distributes the load effectively on physical machines. This technique uses Google workload traces and it is effective in reducing overload, energy consumption and improving resource utilization.

Giacobbe et al. [102] developed a VM based Resource Allocation (VMRA) technique to decrease carbon footprints. In this technique, the best green destination is identified to migrate a VM from one server to another with minimum emissions of carbon dioxide. Rybina et al. [105] proposed a VM-based Assessment Technique (VMAT) for the investigation of network functions during VM migrations, which need to be optimized for efficient consumption of energy and reduction of carbon footprints. In this research work, virtual Evolved Packet Core is used to estimate the processing latency of VM migration with minimum emissions of carbon footprints. A large amount of energy consumption reduces energy efficiency, which affects the environment and increases power cost [104]. Further, there is a need to define the sustainability level of environmental impact to improve sustainability of CDCs. Bolla et al. [103] analyzed the migration time of live migration of a number of VMs between physical machines. The migration time is amount of data copied from one physical machine to another. Further, it also estimates the interference effects during live migration. Kernel-based Virtual Machine (KVM) is used to test the proposed technique to prove its effectiveness to calculate the migration time more accurately. Khosravi et al. [106] developed a technique to improve the usage of renewable energy for Online Virtual Machine Migration (OVMM), from one physical server to another, to enable sustainable cloud computing. In this research work, an optimal offline algorithm and an online algorithm are proposed for VM migration [141]. The offline algorithm is effectively working when future information of renewable energy is known a priori and the online algorithm is used when future information is unavailable. Metzger et al. [107] suggested that the use of virtualization technology in educational universities can reduce energy consumption as well as carbon footprints. Due to an increase in requirement of datacenters, energy consumption is also increasing, which effects the sustainability of CDCs. To solve this problem, virtualization technology can be used and transfer the data from one server to other using VM migration. A summary of these related techniques and their comparison based on objective, optimization parameter, focus of study along with open research challenges is given in Table 8.

Table 8: Comparison of Existing Techniques and Open Research Challenges

Technique	Objective	Optimization Parameter	Focus of Study	Open Issues
GVM [99]	Improve energy utilization	Power consumption	Cooling management	During the execution of workloads, VM migration is required to balance the load effectively due to decentralized CDCs and renewable energy resources.
E-GVM [88]	Reduce carbon emissions	Power cost	IT-enabled virtualization	To balance the workload demand and renewable energy, VM based workload migration and consolidation techniques provides virtual resources using few physical servers.
VMPM [101]	Analyze variation in energy consumption	Resource utilization	Load distribution among VMs	It is great challenge for VM migration techniques to control the cost in terms of energy consumption and network delay while migrating workloads between distributed resources geographically.
VMRA [102]	Reduce carbon emissions	Energy consumption	Temperature Control	Increasing the size of VM creating another challenge which consumes more energy and resultant in service delay.
VMAT [105]	Improve energy-efficiency	Latency	Analyze effect of latency on Energy efficiency	WAN based VM migration requires storage migration which can be an overhead for cost-effective migration.
OVMM [106]	Improve renewable energy utilization	Availability	Online and offline VM migration	Security during VM migration is also an important issue because VM can be hijacked during migration.

2.4.2 Virtualization based Taxonomy

Based on literature, virtualization technology consists of the following components: i) VM migration, ii) VM technology, iii) optimization criteria, iv) network technology and v) storage migration as shown in Figure 8. Each of these taxonomy elements are discussed below along with relevant examples. The comparison of existing techniques based on our virtualization taxonomy is given in Table 9.

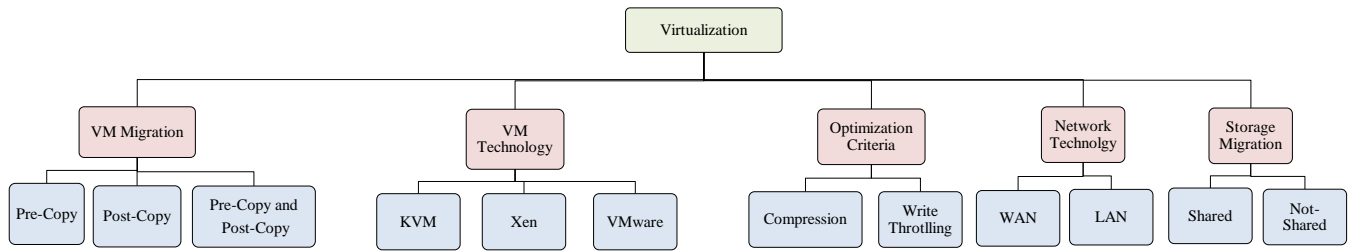


Figure 8: Taxonomy Based on Virtualization

2.4.2.1 VM migration: VMs can be migrated from one place to another for better utilization of resources and it reduces the under-utilization and over-utilization of resources [99]. Three techniques have been proposed for VM migration: 1) Pre-copy, 2) Post-copy, 3) and Pre-copy and Post-copy. There are two different phases of *pre-copy* technique: a) warm-up and b) stop and copy. In warm-up phase, the hypervisor copies the state from source server to destination server, which contains the information about the memory state and the CPU state. Stop and copy phase copies the pending files (if any file is modified during the warm-up phase) from source to destination servers and starts the execution at destination server [88]. In *post-copy*, it stops the VM at the source server, transfers all the details like CPU state and memory state to the destination server and starts execution. Some VM migration mechanisms use both *pre-copy and post-copy* together to transfer states from one server to another.

2.4.2.2 VM technology: There are three different types of technology that are available in literature for VM migration: KVM, Xen and VMware. *KVM* is a Kernel-based VM, which permits many operating systems (OSs) to share single resource or hardware. *Xen* is working based on microkernel design to share the same resources to run multiple OSs. *VMware* can be used for application consolidation to provide services through virtualization [101].

2.4.2.3 Optimization criteria: It is identified that optimization criteria for virtualization technology can be compressed or write throttling. ESXi is an independent hypervisor, which offers memory *compression* cache to increase the performance of VMs and it further increases the capacity of the CDC [105]. *Write throttling* is used to perform write and incoming copy operations, which limit the transfer of data [106].

2.4.2.4 Network technology: There are two different type of network technologies are used for VM migration: i) WAN and LAN. *Wide Area Network (WAN)* is used to migrate VM geographically using wireless connection, while *Local Area Network (LAN)* is used to migrate VM from one server to another within limited area.

2.4.2.5 Storage migration: In this technique, storage from one running server to another can be migrated without affecting the workload execution of VMs. Storage migration can also be used to upgrade storage resources or transfer service [101] [32]. The distributed files systems can be used to provide shared storage space.

Table 9: Comparison of Existing Techniques Based on Taxonomy of Virtualization

Year	Technique	Author	VM Migration	VM Technology	Optimization criteria	Network Topology	Storage Migration
2017	E-GVM	Wang et al. [88]	Post-copy and Pre-copy	Xen	Write Throttling	LAN	Shared Storage
2016	VMPM	Dabbagh et al. [101]	Post-copy	VMware	Write Throttling	WAN	Shared Storage
2015	GVM	Wang et al. [99]	Post-copy	KVM	Compression	LAN	Not-Shared Storage
	VMRA	Giacobbe et al. [102]	Pre-copy	VMware	Write Throttling	LAN	Shared Storage
2014	VMAT	Rybina et al. [105]	Pre-copy	KVM	Compression	WAN	Shared Storage
2013	OVMM	Khosravi et al. [106]	Post-copy and Pre-copy	KVM	Compression	LAN	Not-Shared Storage

2.5 Capacity Planning

Cloud service providers must involve an effective and organized capacity planning to enable sustainable computing. The capacity planning can be done for power infrastructure, IT devices and cooling. The capacity of

cloud datacenter can be planned effectively by considering the devices of end users, for example, encoding techniques for video on-demand application [109]. SLA should be there for important parameters such as backup and recovery, storage and availability to improve user satisfaction, which attracts more customers in future. There is a need to consider important utilization parameters per application to maximize the utilization of resources through virtualization by finding the applications, which can be merged. Merging of applications improves resource utilization and reduces capacity cost, which makes cloud infrastructure more sustainable. For efficient capacity planning, cloud workloads should be analyzed before execution to finish its execution for deadline-oriented workloads [11]. To manage power infrastructure effectively, VM migration should be provided for migration of workloads or machines to successfully complete the execution of workloads with minimum usage of resources, which improves the energy efficiency of cloud datacenters. An effective capacity planning can truly enable the sustainable cloud environment.

2.5.1 Related Studies

Ghosh et al. [109] proposed a Stochastic Model based Capacity Planning (SMCP) technique for virtual infrastructure to serve the user requests and execute their workloads within specified deadline and budget. To improve the capacity of CDC, an optical network is deployed for enabling sustainability in CDCs to save energy consumption. Kouki et al. [110] designed a SLA-aware Technique (SLAT) for improving capacity planning for cloud based applications and their QoS requirements. Further, the trade-off between user satisfaction and profit has been identified using a queueing network to plan the configuration of the required cloud datacenter autonomically. Jaing et al. [111] designed Cloud Analytics for Immediate Provisioning (CAIP) of virtual machines and planning capacity for cloud datacenters. Predication error is calculated based on asymmetric and heterogeneous metrics and this error value is used for effective capacity planning, which improves the quality of cloud services and reduces the emissions of carbon dioxide. This technique uses IBM data traces and is effective in reducing time of VM provisioning and reducing overhead to improve energy efficiency. Sousa et al. [112] aimed to develop an approach for Capacity Planning for Cloud Infrastructure (CPCI) by considering two important parameters such as cost and dependability. A stochastic model generator is used to identify the dependability of servers while developing the cost-effective capacity plan. Further, Moodle [3] hosted on a Eucalyptus-based environment to test CPCI, which shows that CPCI is cost efficient.

Kong et al. [113] proposed a methodology for Selection of Optimal Energy Source (SOES) for effective capacity planning to design an energy-efficient green datacenter. Further, this research focuses on: i) criteria to choose energy source, ii) plan the capacity for cloud infrastructures with minimum energy cost and carbon emissions and iii) find and optimize the requirements of datacenters to improve service availability. Further, SOES is effective in reducing lifetime total cost, which includes operational costs as well as capital costs. Carvalho et al. [114] proposed a Capacity Planning Framework (CPF) for cloud market using different price schema, such as on-demand, reservation and spot, to serve user requests. CPF helps to identify the sustainable price schema required to execute current workloads. It has been concluded that spot price schema [139] is cost effective without degrading the quality of cloud service. Menasce et al. [115] performed experiments to test the capacity planning model [113] using three different cloud providers such as Microsoft Azure, Google’s App Engine and Amazon EC2. Further, SLA is defined based on four QoS parameters [140] such as throughput, response time, availability and cost. Dorsch et al. [116] investigated the correlation between environmental sustainability and economic efficiency to enable exchange of extra capacity between different cloud infrastructures to execute cloud workloads. This method can improve resource utilization and reduces cost of energy and response time.

A summary of these related techniques and their comparison based on objective, optimization parameter, focus of study along with open research challenges is given in Table 10.

Table 10: Comparison of Existing Techniques and Open Research Challenges

Technique	Objective	Optimization Parameter	Focus of Study	Open Issues
SMCP [109]	Improve energy efficiency	Energy consumption	Execute workload within deadline and budget	Combining of applications improves resource utilization and reduces capacity cost. Cloud workloads should be analyzed before execution to finish its execution on time because some workloads are deadline-oriented.
SLAT [110]	Reduce SLA violation	Energy cost	Trade-off between user satisfaction and profit	VM migration should be provided for migration of workloads or machines to successfully complete the execution of workloads with minimum usage of resources which improves the energy efficiency of cloud datacenters.
CAIP [111]	Reduce CO ₂ emissions	VM provisioning time	Find prediction error to plan capacity	There is need of an effective data management policy to store data effectively at lower cost and data can accessed easily for modification, deletion etc.

CPCI [112]	Identify the dependability of server	Cost per dependability	Stochastic model generation	Configuration of cloud should be examined for future execution of applications with or without migration of data.
SOES [113]	Design energy-efficient green datacenter	Energy cost	Optimize the requirement of CDC to improve service availability	There is a requirement of strong plan in case of disaster management, so that data can be recovered successfully at later stage with minimum cost.
CPF [114]	Improve quality of service	Price	Price schema like on-demand, reservation and spot	User requirements should be considered clearly while preparing its technical design to achieve maximum user satisfaction.

2.5.2 Capacity Planning based Taxonomy

Capacity planning is done based on: i) component, ii) IT workload, iii) model, iv) autoscaling and v) utility function as shown in Figure 10. Each of these taxonomy elements are discussed below along with relevant examples. The comparison of existing techniques based on our capacity planning taxonomy is given in Table 11.

2.5.2.1 Component: Capacity planning is required for every *component* of a cloud datacenter such as IT devices, cooling and power infrastructures [109] [110]. *IT devices* are an important component, which are required to execute the operations of CDCs. Due to consumption of huge amount of energy, an efficient planning of *cooling* is required to maintain the temperature of cloud datacenter. The planning of *power infrastructure* is the most important element of a CDC to run it every time i.e. *24 X 7*.

2.5.2.2 IT Workload: There are mainly two types of *IT workloads*, which are considered for sustainable computing: batch-style and critical interactive as described in Section 2.1.2.4.

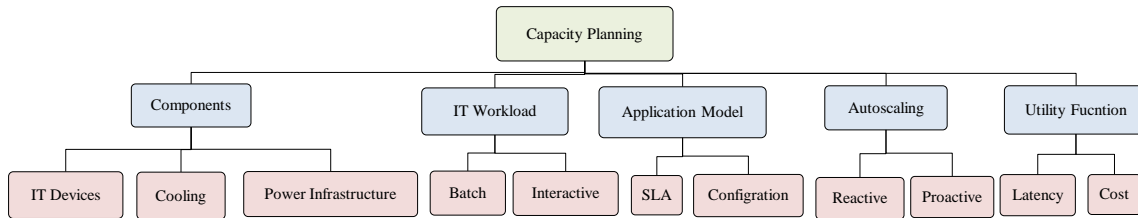


Figure 10: Taxonomy Based on Capacity Planning

2.5.2.3 Models: There are two types of design *models* for effective capacity planning: SLA based and Configuration based [111] [114]. In the *SLA*-based model, capacity of CDCs is planned based on the QoS requirements of the workloads without SLA violations but *configuration*-based models focus on the configuration of CDC such as processor, memory, network devices, cooling and storage, which are required to execute the workloads effectively.

2.5.2.4 Autoscaling: The capacity of a CDC is also planned for *autoscaling*, which may be proactive or reactive [109] [113]. *Reactive* autoscaling works based on feedback methods and manages the requirements based on their current state to maintain its performance. *Proactive* autoscaling manages the capacity requirements based on the prediction and assessment of performance in terms of QoS values. Based on previous data, predictions have been identified and plan their required action to optimize CDC performance.

2.5.2.5 Utility functions: Latency and cost based *utility functions* are defined to measure the aspects of capacity planning [113] [114]. *Cost* is defined as the amount of money that can be spent to design a CDC with required configuration. *Latency* is the amount of execution delay with a particular configuration of CDC.

Table 11: Comparison of Existing Techniques Based on Taxonomy of Capacity Planning

Year	Technique	Author	Component	IT Workload	Application Model	Autoscaling	Utility Function
2017	CPF	Carvalho et al. [114]	Power Infrastructure	Interactive critical	SLA	Proactive	Cost
2016	SOES	Kong et al. [113]	IT device	Interactive critical	SLA	Proactive	Latency
2015	CPCI	Sousa et al. [112]	Power Infrastructure	Batch style	Configuration	Proactive	Latency
2014	SMCP	Ghosh et al. [109]	IT device	Batch style	SLA	Reactive	Latency
2013	CAIP	Jaing et al. [111]	Power Infrastructure	Batch style	Configuration	Reactive	Cost
2012	SLAT	Kouki et al. [110]	cooling	Interactive critical	SLA	Proactive	Cost

2.6 Renewable Energy

Sustainable computing needs the energy-efficient workload execution by utilizing renewable energy resources to reduce carbon emissions [117]. Fossil fuels such as oil, gas and coal generate brown energy and it produces carbon-dioxide emissions in large extent but green energy resources such as sun, wind and water generate energy with nearly zero carbon-dioxide emissions [121]. One type of green energy is hydroelectricity, which is produced using hydraulic power. Wind and solar energy can be purchased from off-site companies or can be generated using on-site equipment [118]. The main challenges of renewable energy are unpredictability and capital cost of green resources. In the next decade, the cost/watt will be reduced by half for renewable energy due to following reasons: i) government organizations provide monetary incentives for the incorporation of resources of renewable energy, ii) the storage capacity of rechargeable batteries will be increased and iii) advancement in technology to improve capacity of materials like photovoltaic arrays [124]. Workload migration and energy-aware load balancing techniques addressed the issue of unpredictability in the supply of renewable energy. To make the 100% availability of cloud services, it is recommended to adopt hybrid designs of energy generation, which use energy from renewable resources and grid resources [117]. Mostly, sites of commercial CDCs are located away from abundant renewable energy resources. Consequently, portable CDCs are placed to near the renewable energy sources to make it cost effective. Further, CUE can be reduced by adding renewable energy resources. The adoption of renewable energy in CDCs is a research challenge of high capital cost.

2.6.1 Related Studies

Running CDCs using renewable sources of energy like wind, solar, water etc. instead of energy generated from fossil fuels (grid electricity) result in lower carbon emissions and lower operational costs. Renewable energy results in almost zero carbon footprint, as compared to brown energy, which results reduction in metrics of tons of carbon. Grid electricity contributes to high operational costs and high energy usage. Balasooriya et al. [18] identified that business operations of different cloud providers such as Microsoft, Google, Facebook, Intel, Amazon are consuming large amounts of electricity continuously, which are increasing the environmental impact on society. To overcome this impact, green cloud computing is required, which can provide more sustainable cloud services. Renewable resources of energy (wind or solar) can be utilized to produce electricity, which reduces cost due to grid electricity [8]. To make an effective use of renewable energy, datacenters should be located nearer to the source of energy to adopt green cloud computing. Even the use of mixed energy (renewable and non-renewable) generated will also increase cost by 13%. Accenture [17] identified that datacenters produced 116 million tons carbon dioxide equivalent (mtCO_{2e}), telecom services produced 307 mtCO_{2e} and IT devices produced 407 mtCO_{2e}. Due to the intermittent and unpredictable nature of renewable power supply, some mechanisms should be adopted for making the renewable supply constant as most workload is dynamic and time sensitive in nature. The two categories of managing renewable energy are: i) dynamic load balancing and ii) renewable energy-based workload migration.

2.6.1.1 Dynamic load balancing technique: In this technique, a cloud datacenter is powered by two sources of energy: Green energy and Grid energy [118]. There is a server rack powered by renewable energy supply and server rack powered by grid electricity; switching of the workload between these two racks take place based on the energy supply. There is a dynamic load balancing between Green electricity and Grid electricity according to i) renewable supply based on weather data and ii) workload demand based on workload traces [119]. Renewable energy supply is exploited if it is available even for deadline sensitive workloads. In case of non-availability of renewable energy, workloads are served by grid supply instead of bringing the server in low power state [124]. The design implements hybrid grid-renewable supply design, where cloud datacenters are powered by either of the energies, VM migration is used to shift workload between the servers [121].

2.6.1.2 Renewable energy-based workload migration: The workload is migrated between the geographically located cloud datacenter's according to the availability of renewable energy [119] [126]. This approach requires the availability of a number of cloud datacenters at different locations so the maximum amount of renewable energy is exploited according to the availability. A dynamic request routing mechanism is used to route the user request or workload towards the datacenter with abundant supply.

Raza et al. [117] proposed the Renewable Energy-Aware (REA) approach that chooses energy source (hydrogen fuel cell, lithium polymer battery and lead acid cell) to store power. This study identified that hydrogen fuel cell is effective in providing long life to stored energy. Further, a sustainability index is designed based on factors such as environment, biological, technical and economic to identify the energy source based on user requirements to make it more eco-friendly. Pierie et al. [118] proposed an Industrial Metabolism Approach (IMA) to find out green gas production pathways for effective use of renewable energy to generate power for the smooth working

of CDCs in a sustainable manner. Further, a decentralized energy system is simulated using Material Flow Analysis to calculate indirect material and energy requirements. Further, temporal dynamics identify energy consumption, carbon footprint and environmental impact to find the sustainable pathway. Toosi et al. [119] proposed a Renewable-Aware Technique (RAT) for sustainable datacenters to perform load balancing of web applications geographically. Based on the availability of renewable resources, load balancing of web application requests is distributed geographically and processed at different sites of resources. Real traffic of Wikipedia is used as workload to test the proposed technique and experimental results prove that RAT is effective in utilization of green resources. Petinrin et al. [120] investigated and analyzed available renewable energy-aware approaches for the sustainability of CDCs available in Malaysia and identified the available renewable energy sources. Further, it has been also concluded that the use of renewable energy sources reduces the carbon emissions and creates an eco-friendly environment.

Stein et al. [121] proposed the Multi-Criteria Model (MCM) to evaluate the feasibility of renewable energy and considered four types of energy sources like wind energy, solar energy, hydropower and biomass. Further, different aspects of sustainability are considered such as economic, social and ecological aspects for development of renewable energy. Andrae et al. [122] analyzed the use of renewable and electrical energy for communication technology like social networking websites, mobile applications, banking websites etc. This study describes that 4G devices consume more energy as compared to 3G and 2G. It is challenging to quantify the sustainability of renewable energy resources. To measure sustainability, grey rational analysis based an indicator is developed [123] by considering important aspects (economic, social and ecological) of sustainability. Liu et al. [124] proposed a Cooling and Renewable Aware (CRA) approach for a sustainable cloud infrastructure to manage cloud workloads effectively. In this research work, three important aspects of sustainable computing are considered such as IT workload, power infrastructure and cooling for the execution of user requests and IT workload that can be batch style or critically interactive. CRA manages workloads effectively and reduces power consumption using a cooling-aware technique, which leads to sustainable cloud infrastructures. Mardani et al. [126] proposed a Multi-Criteria Decision Making (MCDM) technique for sustainable and renewable energy and found that biomass and hydropower are much effective energy sources than solar and wind energy sources due to use of extra land. Xu et al. [127] examined the assessment of synchronization of renewable energy and grid energy to enable a sustainable cloud infrastructure. Three important factors such as power generation, power distribution and power transmission have been assessed along with economic operation, stability and security of power systems to generate a sustainability index.

A summary of these related techniques and their comparison based on objective, optimization parameter, focus of study along with open research challenges is given in Table 12.

Table 12: Comparison of Existing Techniques and Open Research Challenges

Technique	Objective	Optimization Parameter	Focus of Study	Open Issues
REA [117]	Choose effective energy source	Sustainability Index	Energy storage	Larger capital cost of green resources.
IMA [118]	Reduce carbon footprints	Energy consumption	Green gas production pathways	There is a need of hybrid design of energy generation which uses energy from renewable resources and grid resources.
RAT [119]	Improve resource utilization of green resources	Energy Utilization	Load balancing of web applications	Sites of commercial cloud datacenters should be located nearer to the abundant renewable energy resources.
MCM [121]	Evaluate the feasibility of energy sources	Energy Cost	Energy sources like wind, solar, biomass and hydropower	CUE can be reduced by adding renewable energy resources.
CRA [124]	Improve cooling management	Power Usage	Capacity planning	There is need to investigate capacity planning in terms of energy cost to cover other important aspects of sustainable computing.
MCDM [126]	Reduce carbon footprints	Energy Utilization	Proved that biomass and hydropower are better than solar and wind	The issue of unpredictability in supply of renewable energy and demand of cloud datacenter is required to be addressed effectively.

2.6.2 Renewable Energy based Taxonomy

Based on existing literature, renewable energy consists of the following components: i) workload scheduling, ii) focus, iii) source of energy, iv) location-aware and v) storage devices as shown in Figure 10. Each of these taxonomy elements are discussed below along with relevant examples. The comparison of existing techniques based on our renewable energy taxonomy is given in Table 13.

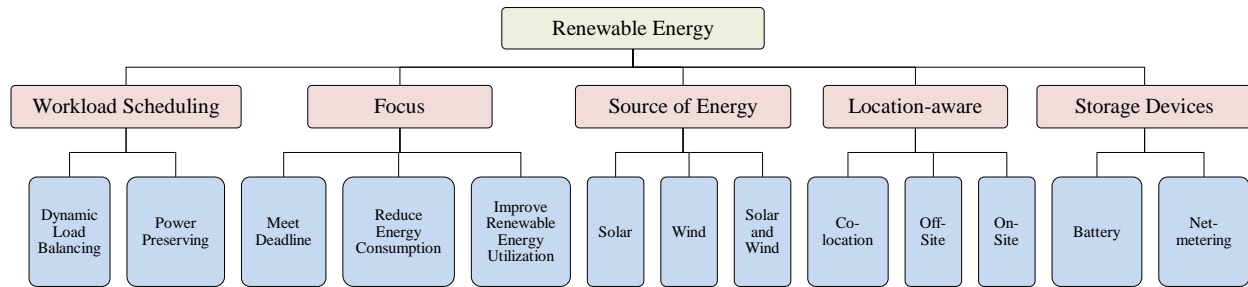


Figure 10: Taxonomy Based on Renewable Energy

2.6.2.1 Workload scheduling: The scheduling of workloads in renewable energy-aware techniques has been done in two ways: i) dynamic load balancing and ii) power preserving. *Dynamic load balancing* is the most famous approach to make a balance between renewable energy and grid energy. These techniques supply renewable energy to execute workloads efficiently and predict the amount of energy that can be produced to run a CDC and the amount of energy that is needed to execute the workloads using that energy at the demand side. There is a large requirement of renewable energy for deadline oriented workloads [121] [124]. On the other side, workloads are scheduled using server *power-preserving* techniques. These techniques use power transition and voltage scaling to run the suitable workload using available renewable energy to balance demand-supply. Further, DVFS based power-preserving techniques are also designed to control the energy based on operational frequency along with voltage scaling. In these approaches [117] [118] [119], the workload (web application) requests are distributed to the specific datacenter by matching the workload demand with the available renewable energy across geo-dispersed CDCs by using a load balancing algorithm. This approach follows two level of load balancing i) at local level; redirects the request within web servers in a datacenter known as local load balancing ii) at global level; redirects the requests among local load balancers related with a CDC known as global load balancing. Each datacenter has autoscaler in addition to local load balancer that add/removes web servers dynamically in response to the request [124]. The incoming request is distributed among a geo-dispersed CDC based on the place that has a higher availability of renewable energy, so that maximum renewable energy is utilized for making datacenter sustainable. In case of not having enough renewable energy the request is redirected to the location having cheap brown electricity. The global load balancer, uses ‘weighted round robin’ load balancing algorithm to redirect the requests.

2.6.2.2 Focus: There are three main objectives of renewable energy-aware techniques to: i) meet deadline, ii) reduce energy consumption and iii) improve renewable energy utilization [121] [126]. SLA is an important component and workload should be executed without violation of SLA. Cloud providers are mainly focused on the *deadline* of the workload during execution. Other renewable energy-aware techniques focus on minimizing *power usage* of CDCs to execute workloads. Further, renewable energy can be utilized effectively while placing the cloud datacenter nearer the source of *renewable energy* to save more energy and utilized to process more work.

2.6.2.3 Source of energy: There are three different kinds of energy sources as identified from literature [118] [117]: i) solar, ii) wind and iii) solar and wind. The renewable energy can be generated using sun light or it can be generated using wind to run generator to produce electricity. Some techniques used the combination of both solar and wind.

2.6.2.4 Location-aware: In renewable energy generation, energy can be stored using three different localities [121] [124]: i) on-site, ii) off-site and iii) co-location. In *on-site* locality, utilization of renewable energy is done at same place where energy is produced. In *off-site*, place of utilization of renewable energy is different than the place generating energy, means energy can be transported to off-shore site. On the other hand, CDCs are *co-located* from different places to sites where the chances of utilization of renewable energy are existing.

2.6.2.5 Storage devices: There are two main storage devices used by renewable energy-aware techniques to store energy [118] [119]: Battery and Net-metering. Lithium ion *batteries* are using to store energy effectively. *Net-metering* is another device that can be used to store the generated energy for future.

Table 13: Comparison of Existing Techniques Based on Taxonomy of Renewable Energy

Year	Technique	Author	Workload Scheduling	Focus	Source of Energy	Location-aware	Storage Device
2017	RAT	Toosi et al. [119]	Dynamic load balancing	Reduce energy consumption	Wind	On-site	Batteries
2016	IMA	Pierie et al. [118]	Dynamic load balancing	Reduce energy consumption	Solar	Off-site	Batteries
2015	MCDM	Mardani et al. [126]	Dynamic load balancing	Meet deadline	Solar and wind	On-site	Net-metering
2014	REA	Raza et al. [117]	Dynamic load balancing	Meet deadline	Solar	Co-location	Net-metering
2013	MCM	Stein et al. [121]	Power-preserving	Improve renewable energy utilization	Wind	On-site	Net-metering
2012	CRA	Liu et al. [124]	Power-preserving	Improve renewable energy utilization	Solar	On-site	Net-metering

2.7 Waste Heat Utilization

Reuse of waste heat is becoming a solution for fulfilling the demand of energy in energy conservation systems because fossil fuel deposits are being reduced swiftly. There is a need of cooling management to maintain the temperature of CDC in operational range due to generation of large amounts of heat during energy consumption. The cooling mechanism of CDC consumes large amount of electricity i.e. 40-50% [3] [71]. Power densities of servers are increased by using stacked and multi-core server designs, which further increases the cooling costs. The energy efficiency of CDC may be improved by reducing the energy utilized in cooling. There is a need to change the location of CDCs to reduce cooling costs and it can be done through placing the CDCs to that area which has availability of free cooling resources. Due to consumption of large amount of energy, CDCs are acting as a heat generator [130] [131]. The vapor-absorption based cooling systems of CDCs can use waste heat, then it takes away the heat while evaporating. Vapor-absorption based free cooling mechanisms can make the value of PUE ideal by neutralizing cooling expenses. Low temperature areas can use the heat generated by cloud datacenters for heating facilities. Literature reported that there are two main solutions to control temperature of CDCs: 1) relocation of CDCs to nearby waste heat utilization recovery places, 2) vapor-absorption based cooling systems. The important issues of waste heat utilization techniques are: high capital cost and ii) low heat quality.

2.7.1 Related Studies

The waste heat dissipated from various electronic components (servers utilizes about 40-50% of the energy to cool down in CDCs) [132]. Nowadays a vast amount of waste heat is generated by the cloud datacenters due to rising demand of cloud based services and performance. The concept of waste heat utilization is used to capture and reuse the waste heat (to heat power plant) thus reducing the load on cooling equipment's that is used to cool the servers. It also contributes in reducing the carbon emissions and the operational costs. The waste heat recovery is better done on-site as the heat generated is not of good quality and large quantity of heat is wasted during the transfer to off-site heat recovery sites. Thus, on site Waste Heat Utilization (WHU) is more beneficial. The broad classification of waste heat utilization techniques are: i) Air Based Cooling and ii) Power Plant Co-location.

2.7.1.1 Air based cooling: This technique enables the reuse of waste heat in a CDC. In this technique, the servers are place with their front ends facing each others (known as cold aisles), so the back end of servers face each other (known as hot aisles). The cool air from the CRAC (Computer Room Air Conditioning) unit is supplied to the cold aisles either through raised floor design or through diffused ceiling. The warm air produced in the hot aisles is captured and transferred to the CRAC unit. The chiller absorbs the heat in CRAC and outlet the cool air which is then supplied back to the cold aisles [134].

2.7.1.2 Power plant co-location: One of the common techniques for waste heat utilization is to co-locate the datacenter with power plant powered with fossil fuels. It helps in indirect power generation of the plants. The heat dissipated from the datacenter is used to heat the power plant and contributes in reduction of fossil fuels and carbon footprints [133]. The low-quality heat is used to preheat the boiler feed water. As a condenser counter flow heat exchanger transports the datacenter heat to the water of power plant. Further, power plant efficiency is improved and reduces the cost in the form of carbon tax and coal.

Heat can be recovered form hot streams using an energy recovery heat exchanger to utilize this heat to generate energy, which can be used to run cloud infrastructures without affecting the environment [129]. Markides [63] analyzed the existing techniques of waste heat utilization to enable sustainable computing in UK. Further, fossil fuel-based energy generators are compared with renewable energy sources and the role of power schemes, combining heat and pumped heat is discussed. Load factor (heat-to-power demand ratio) calculates the efficiency of different WHU technologies such as power schemes, combined heat and pumped heat. It has been found that pumped heat is effective way to transfer waste heat to useful work as compared to others. Chae et al. [128] designed a technique to assess the available techniques for the utilization of waste heat in an eco-industrial park

to make it eco-friendly and economical. Due to continuous increase in oil price globally, it is a challenging to fulfil the demand of energy consumption of multinational companies to run CDCs. This study remarked that quantity of waste heat and energy cost can be decreased by developing more eco-industrial parks, which will be helpful to maintain sustainable environment. Kilkovsky et al. [130] proposed a Biomass Co-location Aware (BCA) waste heat utilization technique to produce energy from waste heat. This technique is working by utilizing computational fluid dynamics at high temperature. Freeman et al. [131] proposed a Solar Organic Rankine Cycle (SORC) based indirect power generation technique for waste heat utilization. Thermal energy storage devices are used to store the generated heat and SORC has high electrical work output per unit storage volume as compared to BCA. Du et al. [132] proposed a Piezoelectric and Thermoelectric based Direct Power Generation (PTDPG) technique for waste heat utilization where a fabric device is used to store energy for future use. This technique uses a thermoelectric power generator, which is flexible and air-permeable and it can be effective in high speed wind areas. Helm et al. [133] proposed the Absorption Chiller based Solar Heating and Cooling (ACSHC) model to utilize waste heat and seasonal energy efficiency ratio. The proposed technique is effective as compared to PTDPG. Latent heat storage is used to generate energy at low temperature. Ayompe et al. [134] proposed a Water Heating System (WHS) using stand-alone wind turbine generators to produce energy. WHS reduces consumption of fuels by keeping the constant temperature of water flow of pumps. Experimental results prove that WHS performs better in energy saving and cost reduction.

A summary of these related techniques and their comparison based on objective, optimization parameter, focus of study along with open research challenges is given in Table 14.

Table 14: Comparison of Existing Techniques and Open Research Challenges

Technique	Objective	Optimization Parameter	Focus of Study	Open Issues
BCA [130]	Improve Waste heat utilization	Energy utilization	Using fluid dynamics to keep high temperature	Power densities of servers are increasing by using stacked and multi-core server designs which further increases the cooling costs
SORC [131]	Improve power storage	Storage capacity	Fabric devices	The energy efficiency of cloud datacenter can be improved by reducing the energy usage in cooling
PTDPG [132]	Reduce power consumption	Cost	Power generation and storage	There is need to change the location of cloud datacenters to reduce cooling cost and it can be done through placing the CDCs to that area which has availability of free cooling resources
ACSHC [133]	Improve energy efficiency	Energy saving	Latent heat storage	Due to consumption of large amount of energy, CDCs are acting as a heat generator
WHS [134]	Reduce consumption of fuels	Temperature	Optimal water flow to maintain temperature	Shifting of cooling systems from air based to water produces low quality of air due to mixing of exhaust air with cold supply

2.7.2 Waste Heat Utilization based Taxonomy

Based on existing literature, waste heat utilization consists of the following components: i) focus of study, ii) location-aware, iii) heat transfer method and iv) cooling method as shown in Figure 11. Each of these taxonomy elements are discussed below along with relevant examples. The comparison of existing techniques based on our waste heat utilization taxonomy is given in Table 15.

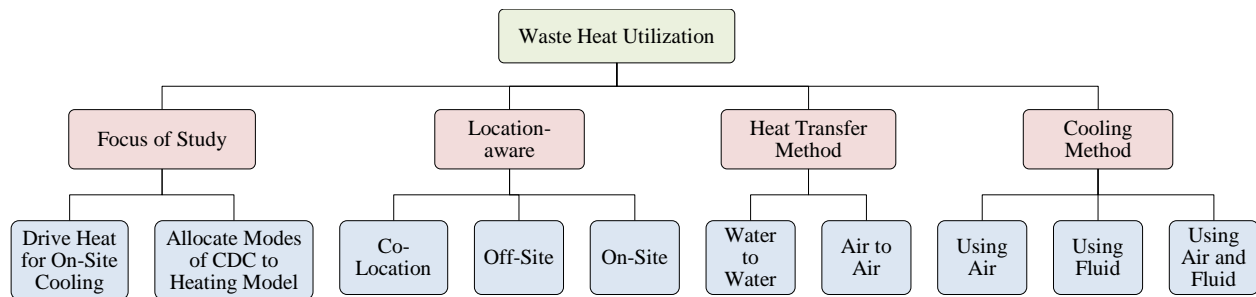


Figure 11: Taxonomy Based on Waste Heat Utilization

Waste heat utilization techniques convert the energy dissipated by network components into some useful work and provide advantages like: i) revenue generation due to selling of waste heat, ii) reduce operational cost, iii) heat can be used for vapor-based cooling systems, iv) reduce load on cooling equipment because it is utilized effectively to heat power plants and v) reduce carbon footprints. Waste heat utilization of cloud datacenters can

be measured by a metric called Energy Reuse Effectiveness (ERE), which is a ratio of *reused energy to total energy* [132]. The quality of heat affects the amount of work, which can be done by utilizing heat.

2.7.2.1 Focus of study: Existing waste heat utilization techniques focusing on two different ways to utilize heat: i) vapor absorption based cooling systems and ii) give heat to co-located datacenter buildings [130] [131]. The first way is utilizing heat for *onsite cooling* using vapor absorption, in which heat is generated during the execution of workloads. The second way is to distribute the heat generated from cloud datacenters to the *heating model* using different modes of transfer. Heat modelling is an effective mechanism in thermal-aware scheduling to develop a relationship between eventual heat dissipation and energy consumed by computing devices.

2.7.2.2 Location-aware: In waste heat utilization, heat can be recovered using three different localities: i) on-site, ii) off-site and iii) co-location as described in *Section 2.6.2.4*.

2.7.2.3 Heat transfer method: There are two different methods available for transferring heat: i) water to water and ii) air to air [133]. *Water-to-water* heat transfer method is based on a refrigerator mechanism, in which heat is transferred from the source side to the load side using conditioned fluid (hot or cold). Boiler or cooler can be used at both sides of the exchanger based on the purpose of the transfer. *Air to air* heat transfer method is working based on vapor compression refrigeration, which uses reverse-cycle air conditioners to transfer heat from one place to another.

2.7.2.4 Cooling method: As identified from literature, there are three types of cooling methods used in existing waste heat utilization techniques: i) using air, ii) using water and iii) using air and water [132] [134]. An evaporative cooler is a device that uses evaporation of water to cool *air* and it is working based on vapor-compression refrigeration cycles. On the other hand, the cooling effect is produced by consumption of *water* through evaporation. Both *water and air* based cooling mechanism are used by WHU techniques.

Table 15: Comparison of Existing Techniques Based on Taxonomy of Waste Heat Utilization

Year	Technique	Author	Focus of Study	Location-aware	Heat Transfer Method	Cooling Method
2017	SORC	Freeman et al. [131]	Allocate modes of CDC to heating model	Off-site	Water to water	Using Fluid
2016	BCA	Kilkovsky et al. [130]	Drive heat for onsite cooling	Co-location	Water to water	Using Air
2015	PTDPG	Du et al. [132]	Drive heat for onsite cooling	On-site	Air to air	Using Fluid
2014	ACSHC	Helm et al. [133]	Drive heat for onsite cooling	On-site	Air to air	Using Air and Fluid
2013	WHS	Ayompe et al. [134]	Allocate modes of CDC to heating model	Co-location	Air to air	Using Air and Fluid

3. FUTURE RESEARCH DIRECTIONS

Researchers have done a large amount of research work in the area of sustainable cloud computing but there are some research issues still pending to address. Following are research gaps as identified from the literature as discussed in *Section 2*:

3.1 Application Design

In sustainable cloud computing, the design of an application plays a vital role and the efficient structure of an application can improve the energy efficiency of cloud datacenters. Applications domains can be fog computing, big data, IoT, ICT, smart city, agriculture, healthcare and education. To make the infrastructure eco-friendly, there is a need of green ICT-based innovative applications. Effective design of cloud applications contains APIs or services. Applications should be designed using three-tiered architectures, which contain user interfaces, application processing and database. The functionality of each tier should be independent to run at different providers to improve its performance, simplicity and reliability. The components of applications should have minimum dependency i.e. loosely coupled. Applications can be ported from one server to another server without affecting its execution. Security is also a high priority requirement of sustainable computing to protect a critical information from attackers in case of e-commerce applications. There is a need of effective communication among components of applications, so applications can scale easily in case of underloading or overloading servers using a dynamic topology to add or remove resources automatically. There should be interfaces within applications to monitor their performance using different monitoring tools.

3.2 Energy Management

Many solutions have been proposed to improve energy efficiency of CDCs. Power regulation approaches increase energy consumption during workload execution, which affects the resource utilization of CDCs. Further, DVFS solved the problem of resource utilization but switching of resources between high scaling and low scaling modes

increases response time and service delay, which violates the SLA. Putting servers in sleeping mode or turning on/off servers affects the reliability of the system components such as storage. The objective of improving energy efficiency of cloud datacenters affects the resource utilization, reliability and performance of the server. The bin packing solution has been used in existing energy-aware resource management techniques to allocate resources for the execution of workloads. Resource allocation faces two problems: i) under-utilization of resources (resources are reserved in advance but resource requirement is lower than resources availability, which increases cost) and ii) over-utilization of resources (a large number of workloads are waiting for execution due to unavailability of sufficient amount of resources). There is a number of methods proposed to control energy consumption by scaling down the high voltage supply but the best way is to exploit the stall time. The large amount of clock speed is wasted while waiting for the data because of the speed gap between processor and main memory. Power usage may be saved by reducing the processor frequency through the manipulation of supply voltage. It is challenging to develop energy-aware memory components in cloud computing to reduce power consumption without degradation of performance.

3.3 Thermal-aware Scheduling

Heating problem during execution of workloads reduces the efficiency of cloud datacenters. To solve the heating problem of CDCs, thermal-aware scheduling is designed to minimize the cooling setpoint temperature, hotspots and thermal gradient. Thermal-aware scheduling is economical and effective as compared to heat modelling. The energy consumption of CDCs can be minimized by activating those servers that are adjacent to each other in a rack or chassis but power density increases, which creates heat concentration. To solve this problem, a cooling mechanism is required. There is a need of effective thermal-aware scheduling techniques, which can execute workloads with minimum heat concentration and dissipation. This also reduces the load of cooling mechanism and electricity can be saved. Complexity of scheduling and monitoring is increased due to variation of temperatures of the servers in CDC, which also causes vagueness in thermal profiling. To solve this problem, there is a need of dynamically updated thermal profiles instead of static, which will be updated automatically, and provide more accurate values of temperature. Existing thermal-aware techniques focused on reducing Power Usage Efficiency (PUE) can be found, but a reduction in PUE may not reduce Total Cost of Ownership (TCO). Reducing TCO makes hardware reliability is an open challenge. Further, heat recirculation coefficient matrix has to identify the heat recirculation values for every node. Based on the outlet or inlet temperatures, nodes are ranked by creating thermal maps, which can effectively manage the complexity of heat recirculation. QoS based thermal-aware scheduling requires the coordination between processor level and server level workload schedulers. If scheduling is performed based on different thermal aspects, like inlet temperature and heat contribution, then admission control mechanisms at processor level and server level contradicts each other. Therefore, QoS based thermal-aware scheduling is still a challenge for future researchers.

3.4 Virtualization

During the execution of workloads, VM migration is required to balance the load effectively to utilize renewable energy resources in decentralized CDCs. Due to the lack of on-site renewable energy, VM techniques migrate the workloads to the other machines distributed geographically. VM technology also offers migration of workloads from renewable energy based cloud datacenters to the cloud datacenters utilizing the waste heat at another site. To balance the workload demand and renewable energy, VM based workload migration and consolidation techniques provide virtual resources using few physical servers. To optimize the performance of virtualization, storage from one running server to another can be migrated without affecting the workload execution of VM. Waste heat utilization and renewable energy resource alternatives are harnessed by VM migration techniques to enable sustainable cloud computing. It is a great challenge for VM migration techniques to improve energy utilization and network delay while migrating workloads between distributed resources geographically. Increasing the size of VM consumes more energy, which can increase service delay. To solve this problem, point to point communication is required for VM migration using WAN. VM migration needs rich resources that involve memory, system cache, bandwidth capacity and CPU cycles. Performance can be degraded in terms of delay and SLA violations if VM migration process is not managed effectively. WAN based VM migration requires storage migration, which can be an overhead for cost-effective migration. Security during VM migration is also an important issue because a VM state can be manipulated during its migration.

3.5 Capacity Planning

Cloud service providers must involve an effective and organized capacity planning to attain a solid Return On Investment (ROI). The capacity planning can be done for power infrastructure, IT devices and cooling. SLA should be there for important parameters such as backup and recovery, storage and availability to improve user satisfaction, which attracts more customers in future. There is a need to consider important utilization

parameters per application to maximize the utilization of resources through virtualization by finding the applications, which can be merged. Merging of applications improves resource utilization and reduces capacity cost. For efficient capacity planning, cloud workloads should be analysed before execution to finish its execution for deadline-oriented workloads. To manage power infrastructure effectively, VM migration should be provided for migration of workloads or machines to successfully complete the execution of workloads with minimum usage of resources, which improves the energy efficiency of cloud datacenters. There is a need of effective capacity planning to store data effectively at lower cost where data can be accessed easily for modification, deletion etc. Configuration of clouds should be planned for future execution of applications with or without migration of data. There is a requirement of effective capacity planning in case of disaster management, so that data can be recovered successfully at a later stage with minimum cost. User requirements should be considered clearly while preparing its technical design to achieve maximum user satisfaction. An effective capacity planning can truly optimize the cloud environment.

3.6 Renewable Energy

The main challenges of renewable energy are unpredictability and capital cost of green resources. Workload migration and energy-aware load balancing techniques addressed the issue of unpredictability in supply of renewable energy. Mostly, sites of commercial cloud datacenters are located away from abundant renewable energy resources. Consequently, moveable cloud datacenters are required to place nearer the renewable energy sources to make cost effective. Further, Carbon Usage Efficiency (CUE) can be reduced by adding more renewable energy resources. Adoption of renewable energy in cloud datacenters is a research challenge of high capital cost. The other important challenge is intermittency of renewable energy. To solve this challenge, hybrid grid-renewable power supply model is required to execute the workloads without SLA violation, which can make the 100% availability of cloud services. There is a need to investigate capacity planning in terms of energy cost to cover other important aspects of sustainable computing. The issue of unpredictability in supply of renewable energy and demand of CDCs is required to be addressed effectively.

3.7 Waste Heat Utilization

The cooling mechanism and heat transfer model plays an important role to utilize waste heat effectively. Due to consumption of large amounts of energy, CDCs are acting as a heat generator. The vapor-absorption based cooling systems of CDCs can use waste heat then it utilizes the heat while evaporating. Vapor-absorption based free cooling techniques can make the value of PUE ideal by neutralizing cooling expenses. Low temperature areas can use the heat generated by CDC for heating facilities. Power densities of servers are increasing by using stacked and multi-core server designs, which further increases the cooling costs. The energy efficiency of CDCs can be improved by reducing the energy usage in cooling. There is a need to change the location of cloud datacenters to reduce cooling costs and it can be done through placing the CDCs in areas that have availability of free cooling resources. Researchers proposed two main solutions to control temperature of a CDC: i) relocation of CDCs to nearby waste heat utilization recovery places and ii) vapor-absorption based cooling systems. The important issues of waste heat utilization techniques are: 1) high capital cost and 2) low heat quality. The shifting of cooling systems from air based to water based creates new challenges such as i) low quality of air due to mixing of exhaust air with cold air supply, ii) smaller flow path in water based cooling systems and iii) leakage of water into electronic equipment, which increases cost.

3.8 Integrated: Sustainability vs. Reliability

Sustainable cloud services are attracting more cloud customers and making it more profitable. Improving energy utilization, which reduces electricity bills and operational costs to enables sustainable cloud computing. On the other hand, to provide reliable cloud services, the business operations of different cloud providers such as Microsoft, Google, Facebook, Intel and Amazon are consuming large amounts of electricity continuously, thus increasing the environmental impact on society. To overcome this impact, a trade-off between sustainability and reliability is required to provide more efficient cloud services. Existing energy efficient resource management techniques consume a huge amount of energy while executing workloads, which reduces the resource utilization of cloud datacenters. DVFS-based energy management techniques solved the problem of resource utilization but response time and service delay are increased due to the switching of resources between high scaling and low scaling modes, which violates SLA. Further, reliability of the system component is also affected by putting servers in sleeping mode or turning on/off servers and power modulation decreases the reliability of server components like storage devices, memory etc. The motive of reducing energy consumption of CDCs affects the resource utilization, reliability and performance of the server. To solve this problem, there is a need of new energy-aware resource management techniques to reduce power consumption without affecting the reliability of

cloud services. There is a need of a relationship between energy consumption and reliability of cloud datacenters simultaneously.

4. SUSTAINABLE CLOUD COMPUTING ARCHITECTURE: A CONCEPTUAL MODEL

To resolve the above-mentioned challenges, there is a requirement of cloud computing architectures that can provide sustainable and reliable cloud services. Figure 12 shows the conceptual model for sustainable cloud computing in the form of layered architecture, which offers holistic management of cloud computing resources to make cloud services more energy-efficient, sustainable and reliable. The three main components of proposed architecture are as follows:

1. *Software as a Service (SaaS)*: At this layer, application manager is deployed to handle the incoming user workloads, which can be interactive or batch style and transfer to workload manager for further action. At SaaS level, the QoS requirements of different applications can be defined in terms of SLA. QoS requirements for an application can be deadline, budget etc. For example, different encoding techniques can be used for video on-demand application based on the QoS requirements of cloud user.

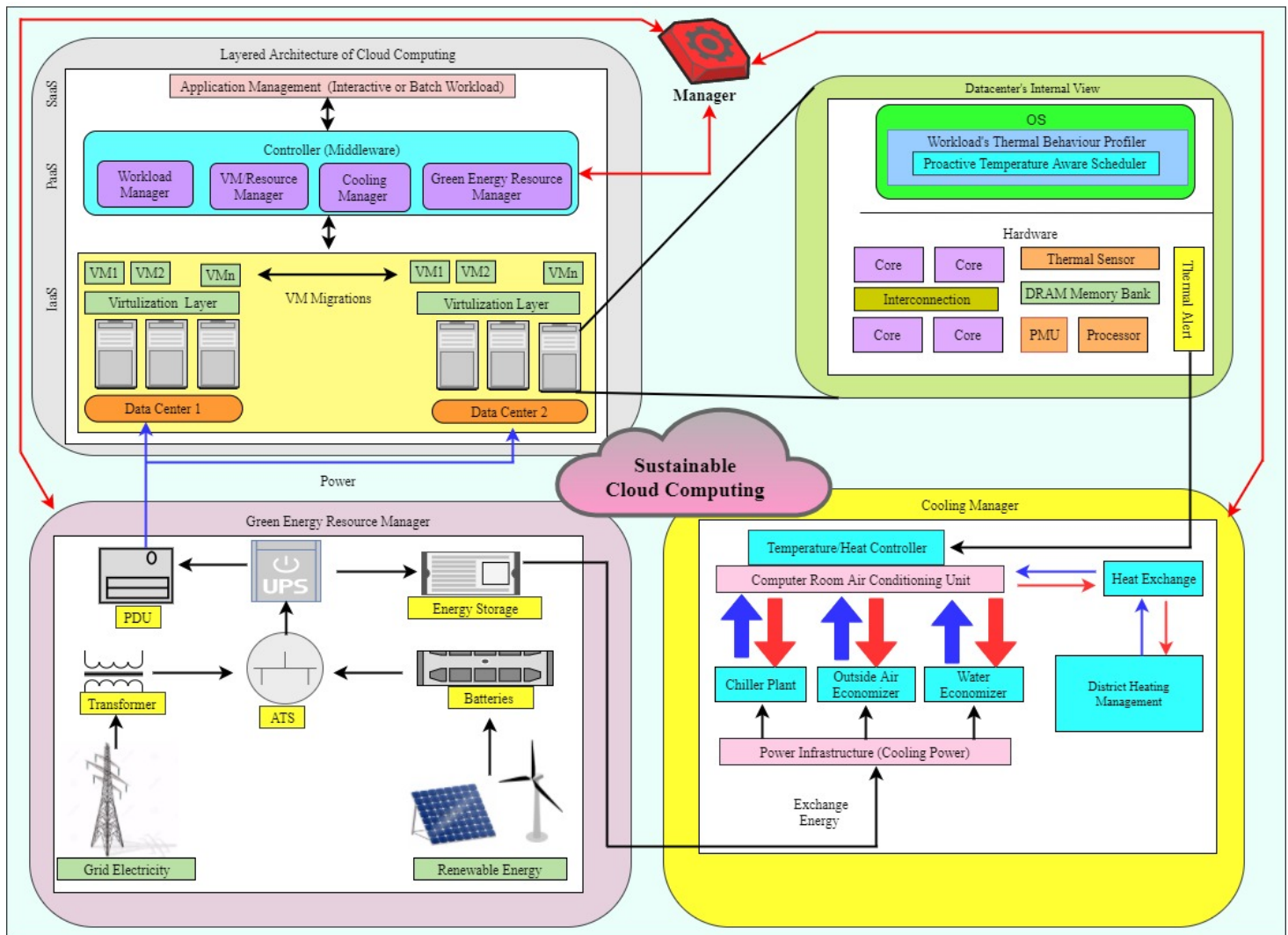


Figure 12: Conceptual Model for Sustainable Cloud Computing

2. *Platform as a Service (PaaS)*: At this layer, controller or middleware is deployed to control the important aspects of the system. Resource manager and scheduler follows different provisioning and scheduling policies for efficient management of cloud resources, which can improve energy efficiency and resource utilization to make CDCS more sustainable. There are four sub units of controller: workload manager, VM/resource manager, and manager and their functions are described below:

- a) *Workload manager* manages the incoming workloads from the application manager and identifies the QoS requirement for every workload for their successful execution and transfer the QoS information of workload to the VM/resource manager.
 - b) *VM/resource manager* provisions and schedules the cloud resources for workload execution based on QoS requirements of workload using physical machines or virtual machines.
 - c) *Manager* controls the two modules of infrastructure: i) *Green energy resource manager* and ii) *cooling manager*
3. *Infrastructure as a Service (IaaS)*: This layer contains the information about cloud datacenters and virtual machines. VM migrations are performed to balance the load at virtualization layer for efficient execution of workloads. The proactive temperature aware scheduler is used to monitor the temperature variation of different VMs running at different cores. Power Management Unit (PMU) is integrated to power all the hardware executing the VMs. Dynamic Random-Access Memory (DRAM) stores the current states of VMs. Thermal profiling and monitoring techniques are used to analyze the temperature variations of CDCs based on the value of temperature as monitored by thermal sensors. Thermal alerts will be generated if temperature is higher than the threshold value and heat controller will take an action to control the temperature without affecting the performance of the CDC. The electricity coming from UPS is used to run the cooling devices to control the temperature. District heating management is integrated in which, the temperature is controlled by using chiller plant, outside air economizer and water economizer. *Green energy resource manager* controls the power generated from renewable energy resources and fossil fuels. To enable sustainable cloud environment, renewable energy is more preferred as compared to grid energy. If there is execution of deadline oriented workloads, then grid energy can be used to maintain the reliability of cloud services. The sources of renewable energy are solar and wind. Batteries are used to store the renewable energy. Automatic Transfer Switch (ATS) is used to manage the energy coming from both sources (renewable and non-renewable) and forward to Uninterruptible Power Supply (UPS). Further, Power Distribution Unit (PDU) is used to transfer the electricity to all the CDCs and cooling devices.

5. SUMMARY

We proposed a taxonomy of sustainable cloud computing to analyze existing techniques for sustainability such as application design, energy management, renewable energy, thermal-aware scheduling, virtualization, capacity planning and waste heat utilization for CDCs. Further, the taxonomy mapping based comparison has been described. A conceptual model for sustainable cloud computing has been proposed. Through a detailed analysis of the related studies in the context of taxonomy, we are able to identify and propose various future research directions.

ACKNOWLEDGEMENTS

We thank Patricia Arroba, Minxian Xu and Shashikant Ilager for their comments on improving the paper.

DECLARATION

This research work is an extended version of 5 pages research article, which is under-review in IEEE IT Professional Magazine.

REFERENCES

- [1] Blesson Varghese, and Rajkumar Buyya. "Next Generation Cloud Computing: New Trends and Research Directions." *Future Generation Computer Systems*, Volume 79, Part 3, February 2018, Pages 849-861.
- [2] Toni Mastelic, Ariel Oleksiak, Holger Claussen, Ivona Brandic, Jean-Marc Pierson, and Athanasios V. Vasilakos. "Cloud computing: Survey on energy efficiency." *ACM Computing Surveys*, vol. 47, no. 2 (2015): 33.
- [3] Junaid Shuja, Abdullah Gani, Shahaboddin Shamshirband, Raja Wasim Ahmad, and Kashif Bilal. "Sustainable cloud datacenters: a survey of enabling techniques and technologies." *Renewable and Sustainable Energy Reviews* 62 (2016): 195-214.
- [4] Victor Chang, Robert John Walters, and Gary Brian Wills. "Organisational sustainability modelling—An emerging service and analytics model for evaluating Cloud Computing adoption with two case studies." *International Journal of Information Management* 36, no. 1 (2016): 167-179.
- [5] Massimo Ficco, and Massimiliano Rak. "Economic denial of sustainability mitigation in cloud computing." In *Organizational Innovation and Change*, pp. 229-238. Springer, Cham, 2016.
- [6] Xiang Li, Xiaohong Jiang, Peter Garraghan and Zhaohui Wu. "Holistic energy and failure aware workload scheduling in Cloud datacenters." *Future Generation Computer Systems*, vol. 78 (2018): 887-900.
- [7] Fereydoun Farrahi Moghaddam, and Mohamed Cheriati. "Sustainability-aware cloud computing using virtual carbon tax." arXiv preprint arXiv:1510.05182 (2015).
- [8] Josep Subirats, and Jordi Guitart. "Assessing and forecasting energy efficiency on Cloud computing platforms." *Future Generation Computer Systems* 45 (2015): 70-94.
- [9] Zhou Zhou, Zhi-gang Hu, Tie Song, and Jun-yang Yu. "A novel virtual machine deployment algorithm with energy efficiency in cloud computing." *Journal of Central South University* 22, no. 3 (2015): 974-983.

- [10] Claudio Fiandrino, Dzmityr Kliazovich, Pascal Bouvry, and Albert Zomaya. "Performance and energy efficiency metrics for communication systems of cloud computing datacenters." *IEEE Transactions on Cloud Computing* (2015).
- [11] Yogesh Sharma, Bahman Javadi, and Weisheng Si. "On the reliability and energy efficiency in cloud computing." *Parallel and Distributed Computing* 27 (2015): 111.
- [12] Dario Pompili, Abolfazl Hajisami, and Tuyen X. Tran. "Elastic resource utilization framework for high capacity and energy efficiency in cloud RAN." *IEEE Communications Magazine* 54, no. 1 (2016): 26-32.
- [13] Dejene Boru, Dzmityr Kliazovich, Fabrizio Granelli, Pascal Bouvry, and Albert Y. Zomaya. "Energy-efficient data replication in cloud computing datacenters." *Cluster computing* 18, no. 1 (2015): 385-402.
- [14] Muhammad Tayyab Chaudhry, Teck Chaw Ling, Atif Manzoor, Syed Asad Hussain, and Jongwon Kim. "Thermal-aware scheduling in green datacenters." *ACM Computing Surveys (CSUR)* 47, no. 3 (2015): 39.
- [15] Konstantinos Dondouzis. "Sustainable cloud computing." (2015): 95-110.
- [16] Zahra Abbasi. Sustainable cloud computing. PhD. Thesis, Arizona State University, 2014.
- [17] Accenture, In. "Cloud Computing and Sustainability: The Environmental Benefits of Moving to the Cloud." (2010).
- [18] Prasanna NLN Balasooriya, Santoso Wibowo, and Marilyn Wells. "Green cloud computing and economics of the cloud: Moving towards sustainable future." *GSTF Journal on Computing (JoC)* 5, no. 1 (2016): 15.
- [19] Benjamin T. Hazen, Joseph B. Skipper, Jeremy D. Ezell, and Christopher A. Boone. "Big Data and predictive analytics for supply chain sustainability: A theory-driven research agenda." *Computers & Industrial Engineering* 101 (2016): 592-598.
- [20] Francesco Bifulco, Marco Tregua, Cristina Caterina Amitrano, and Anna D'Auria. "ICT and sustainability in smart cities management." *International Journal of Public Sector Management* 29, no. 2 (2016): 132-147.
- [21] Jean-Pierre Belaud, Stéphane Negny, Fabrice Dupros, David Michéa, and Benoît Vautrin. "Collaborative simulation and scientific big data analysis: Illustration for sustainability in natural hazards management and chemical process engineering." *Computers in Industry* 65, no. 3 (2014): 521-535.
- [22] Thanos Papadopoulos, Angappa Gunasekaran, Rameshwar Dubey, Nezih Altay, Stephen J. Childe, and Samuel Fosso-Wamba. "The role of Big Data in explaining disaster resilience in supply chains for sustainability." *Journal of Cleaner Production* 142 (2017): 1108-1118.
- [23] Kuo-Jui Wu, Ching-Jong Liao, Ming-Lang Tseng, Ming K. Lim, Jiayao Hu, and Kimhua Tan. "Toward sustainability: using big data to explore the decisive attributes of supply chain risks and uncertainties." *Journal of Cleaner Production* 142 (2017): 663-676.
- [24] Ryan Bradley, I. S. Jawahir, Niko Murrell, and Julie Whitney. "Parallel Design of a Product and Internet of Things (IoT) Architecture to Minimize the Cost of Utilizing Big Data (BD) for Sustainable Value Creation." *Procedia CIRP* 61 (2017): 58-62.
- [25] Ruben Van den Bossche, Kurt Vanmechelen, and Jan Broeckhove. "Online cost-efficient scheduling of deadline-constrained workloads on hybrid clouds." *Future Generation Computer Systems* 29, no. 4 (2013): 973-985.
- [26] Cinzia Cappiello, Paco Melia, Barbara Pernici, Pierluigi Plebani, and Monica Vitali. "Sustainable choices for cloud applications: a focus on CO2 emissions." In *ICT For Sustainability*, 2014.
- [27] Charith Perera, and Arkady Zaslavsky. "Improve the sustainability of internet of things through trading-based value creation." In *Internet of Things (WF-IoT)*, 2014 IEEE World Forum on, pp. 135-140. IEEE, 2014.
- [28] Lixing Xue, Zhan Zhang, and Decheng Zuo. "DCR: Double Component Ranking for Building Reliable Cloud Applications." *TELKOMNIKA (Telecommunication Computing Electronics and Control)* 14, no. 4 (2016): 1565-1574.
- [29] Kai Xia, Liang Gao, Lihui Wang, Weidong Li, and Kuo-Ming Chao. "A semantic information services framework for sustainable weee management toward cloud-based remanufacturing." *Journal of manufacturing science and engineering* 137, no. 6 (2015): 061011.
- [30] Rita Zgheib, Emmanuel Conchon, and Rémi Bastide. "Engineering IoT healthcare applications: towards a semantic data driven sustainable architecture." In *eHealth 360°*, pp. 407-418. Springer International Publishing, 2017.
- [31] Ying Zuo, Fei Tao, and A. Y. C. Nee. "An Internet of things and cloud-based approach for energy consumption evaluation and analysis for a product." *International Journal of Computer Integrated Manufacturing* (2017): 1-12.
- [32] Sukhpal Singh, and Inderveer Chana. "QoS-aware autonomic resource management in cloud computing: a systematic review." *ACM Computing Surveys (CSUR)* 48, no. 3 (2016): 42.
- [33] Muhammad Habib ur Rehman, Victor Chang, Aisha Batool, and Teh Ying Wah. "Big data reduction framework for value creation in sustainable enterprises." *International Journal of Information Management* 36, no. 6 (2016): 917-928.
- [34] Yuchao Duan. "Cloud Computing in Higher Education Sector for Sustainable Development." *International Association for Development of the Information Society* (2016).
- [35] NoviFlow Inc., "Green SDN: Software Defined Networking in sustainable network solutions", (2012): 1-7.
- [36] Nureni Asafe Yekini, Uduak Inyang-Udoh, Funmilayo Doherty, "Open Educational Resources (OER) for Sustainable Development using Autonomic Cloud Computing System", *International Journal of Engineering and Manufacturing (IJEM)*, Vol.6, No.6, pp.60-68, 2016.
- [37] Caitlin D. Cottrill, and Sybil Derrible. "Leveraging big data for the development of transport sustainability indicators." *Journal of Urban Technology* 22, no. 1 (2015): 45-64.
- [38] Dirk Pesch, Susan Rea, J. Ignacio Torrens Galdiz, V. Zavrel, J. L. M. Hensen, Diarmuid Grimes, Barry O'Sullivan et al. "ICT-Energy Concepts for Energy Efficiency and Sustainability." *Globally optimised energy-efficient datacenters* (2017): 187.
- [39] Min Chen, Yujun Ma, Jeungeun Song, Chin-Feng Lai, and Bin Hu. "Smart clothing: Connecting human with clouds and big data for sustainable health monitoring." *Mobile Networks and Applications* 21, no. 5 (2016): 825-845.
- [40] Duncan Waga and Kefa Rabah. "Environmental conditions' big data management and cloud computing analytics for sustainable agriculture." *World Journal of Computer Application and Technology* 2, no. 3 (2014): 73-81.
- [41] Claus Pahl, Pooyan Jamshidi, and Danny Weyns. "Cloud architecture continuity: Change models and change rules for sustainable cloud software architectures." *Journal of Software: Evolution and Process* 29, no. 2 (2017).
- [42] Jong Hyuk Park, Hyun-Woo Kim, and Young-Sik Jeong. "Efficiency sustainability resource visual simulator for clustered desktop virtualization based on cloud infrastructure." *Sustainability* 6, no. 11 (2014): 8079-8091.
- [43] Kai Ding, Pingyu Jiang, and Mei Zheng. "Environmental and economic sustainability-aware resource service scheduling for industrial product service systems." *Journal of Intelligent Manufacturing* 28, no. 6 (2017): 1303-1316.
- [44] Daniel Gmach, Yuan Chen, Amip Shah, Jerry Rolia, Cullen Bash, Tom Christian, and Ratnesh Sharma. "Profiling sustainability of datacenters." In *Sustainable Systems and Technology (ISSST)*, 2010 IEEE International Symposium on, pp. 1-6. IEEE, 2010.
- [45] G. Callou, P. Maciel, F. Magnani, J. Figueiredo, E. Sousa, E. Tavares, B. Silva, F. Neves, and C. Araujo. "Estimating sustainability impact, total cost of ownership and dependability metrics on datacenter infrastructures." In *Sustainable Systems and Technology (ISSST)*, 2011 IEEE International Symposium on, pp. 1-6. IEEE, 2011.
- [46] Gustavo Callou, Paulo Maciel, Dietmar Tutsch, and Julian Araújo. "Models for dependability and sustainability analysis of datacenter cooling architectures." In *Dependable Systems and Networks Workshops (DSN-W)*, 2012 IEEE/IFIP 42nd International Conference on, pp. 1-6. IEEE, 2012.
- [47] Mohammad A. Islam, Shaolei Ren, Gang Quan, Muhammad Z. Shakir, and Athanasios V. Vasilakos. "Water-constrained geographic load balancing in datacenters." *IEEE Transactions on Cloud Computing* 5, no. 2 (2017): 208-220.
- [48] Keke Gai, Meikang Qiu, Hui Zhao, and Xiaotong Sun. "Resource Management in Sustainable Cyber-Physical Systems Using Heterogeneous Cloud Computing." *IEEE Transactions on Sustainable Computing* (2017).

- [49] Cullen Bash, Tahir Cader, Yuan Chen, Daniel Gmach, Richard Kaufman, Dejan Milojicic, Amip Shah, and Puneet Sharma. "Cloud sustainability dashboard, dynamically assessing sustainability of datacenters and clouds." Proceedings of the Fifth Open Cirrus Summit, Hewlett Packard, CA, USA 13 (2011).
- [50] Manish Marwah, Paulo Maciel, Amip Shah, Ratnesh Sharma, Tom Christian, Virgilio Almeida, Carlos Araújo et al. "Quantifying the sustainability impact of datacenter availability." ACM SIGMETRICS Performance Evaluation Review 37, no. 4 (2010): 64-68.
- [51] Dan Azevedo, M. Patterson, J. Pouchet, and R. Topley. "Carbon usage effectiveness (CUE): a green grid datacenter sustainability metric." The green grid (2010).
- [52] Dan Azevedo, Symantec Christian Belady, and J. Pouchet. "Water usage effectiveness (WUE™): A green grid datacenter sustainability metric." The Green Grid (2011).
- [53] Vivek Kumar Sehgal, Anubhav Patrick, Ashutosh Soni, and Lucky Rajput. "Smart human security framework using internet of things, cloud and fog computing." In Intelligent distributed computing, pp. 251-263. Springer, Cham, 2015.
- [54] Charith Perera, Yongrui Qin, Julio C. Estrella, Stephan Reiff-Marganiec, and Athanasios V. Vasilakos. "Fog computing for sustainable smart cities: a survey." arXiv preprint arXiv:1703.07079 (2017).
- [55] Mung Chiang, Sangtae Ha, I. Chih-Lin, Fulvio Rizzo, and Tao Zhang. "Clarifying Fog Computing and Networking: 10 Questions and Answers." IEEE Communications Magazine 55, no. 4 (2017): 18-20.
- [56] Mirjana Maksimovic. "The Role of Green Internet of Things (G-IoT) and Big Data in Making Cities Smarter, Safer and More Sustainable." Int. J. Com. Dig. Sys 6, no. 4 (2017).
- [57] Dazhao Cheng, Changjun Jiang, and Xiaobo Zhou. "Heterogeneity-aware workload placement and migration in distributed sustainable datacenters." In Parallel and Distributed Processing Symposium, 2014 IEEE 28th International, pp. 307-316. IEEE, 2014.
- [58] Tianyi Chen, Yu Zhang, Xin Wang, and Georgios B. Giannakis. "Robust workload and energy management for sustainable datacenters." IEEE Journal on Selected Areas in Communications 34, no. 3 (2016): 651-664.
- [59] Praveen Kumar Gupta, B. T. Maharaj, and Reza Malekian. "A novel and secure IoT based cloud centric architecture to perform predictive analysis of users activities in sustainable health centres." Multimedia Tools and Applications (2016): 1-24.
- [60] Sukhpal Singh Gill, Rajkumar Buyya, Indrveer Chana, Maninder Singh, and Ajith Abraham. "BULLET: Particle Swarm Optimization Based Scheduling Technique for Provisioned Cloud Resources." Journal of Network and Systems Management: 1-40, 2017.
- [61] Nils WO Brown, Tove Malmqvist, Wei Bai, and Marco Molinari. "Sustainability assessment of renovation packages for increased energy efficiency for multi-family buildings in Sweden." Building and Environment 61 (2013): 140-148.
- [62] Chia-Yu Hsu, Chin-Sheng Yang, Liang-Chih Yu, Chi-Fang Lin, Hsiu-Hsen Yao, Duan-Yu Chen, K. Robert Lai, and Pei-Chann Chang. "Development of a cloud-based service framework for energy conservation in a sustainable intelligent transportation system." International Journal of Production Economics 164 (2015): 454-461.
- [63] Christos N. Markides, "The role of pumped and waste heat technologies in a high-efficiency sustainable energy future for the UK." Applied Thermal Engineering 53, no. 2 (2013): 197-209.
- [64] Mueen Uddin, and Azizah Abdul Rahman. "Energy efficiency and low carbon enabler green IT framework for datacenters considering green metrics." Renewable and Sustainable Energy Reviews 16, no. 6 (2012): 4078-4094.
- [65] Maurizio Giacobbe, Antonio Celesti, Maria Fazio, Massimo Villari, and Antonio Puliafito. "Towards energy management in cloud federation: a survey in the perspective of future sustainable and cost-saving strategies." Computer Networks 91 (2015): 438-452.
- [66] Anna Kramers, Mattias Höjer, Nina Lövehagen, and Josefin Wangel. "Smart sustainable cities—Exploring ICT solutions for reduced energy use in cities." Environmental modelling & software 56 (2014): 52-62.
- [67] Sukhpal Singh Gill, Indrveer Chana, Maninder Singh, and Rajkumar Buyya. "CHOPPER: an intelligent QoS-aware autonomic resource management approach for cloud computing." Cluster Computing (2017): 1-39.
- [68] Felix Wolf, Bernd Mohr, and Dieter Mey. "Euro-Par 2013 Parallel Processing." (2013).
- [69] Zhao Chen, Ziru Chen, Lin X. Cai, and Yu Cheng. "Energy-Throughput Tradeoff in Sustainable Cloud-RAN with Energy Harvesting." arXiv preprint arXiv:1705.02968 (2017).
- [70] Ashkan Gholamhosseinian, and Ahmad Khalifeh. Cloud computing and sustainability: Energy efficiency aspects. 2012.
- [71] Junaid Shuja, Kashif Bilal, Sajjad A. Madani, Mazliza Othman, Rajiv Ranjan, Pavan Balaji, and Samee U. Khan. "Survey of techniques and architectures for designing energy-efficient datacenters." IEEE Systems Journal 10, no. 2 (2016): 507-519.
- [72] Chi Xu, Ziyang Zhao, Haiyang Wang, Ryan Shea, and Jiangchuan Liu. "Energy efficiency of cloud virtual machines: from traffic pattern and CPU affinity perspectives." IEEE Systems Journal 11, no. 2 (2017): 835-845.
- [73] Maurizio Giacobbe, Antonio Celesti, Maria Fazio, Massimo Villari, and Antonio Puliafito. "A sustainable energy-aware resource management strategy for IoT Cloud federation." In Systems Engineering (ISSE), 2015 IEEE International Symposium on, pp. 170-175. IEEE, 2015.
- [74] Thomas Dandres, Rejean Samson, Reza Farrahi Moghaddam, Kim Khoa Nguyen, Mohamed Cheriet, and Yves Lemieux. "The green sustainable telco cloud: Minimizing greenhouse gas emissions of server load migrations between distributed datacenters." In Network and Service Management (CNSM), 2016 12th International Conference on, pp. 383-387. IEEE, 2016.
- [75] Minxian Xu, Amir Vahid Dastjerdi, and Rajkumar Buyya. "Energy Efficient Scheduling of Cloud Application Components with Brownout." IEEE Transactions on Sustainable Computing 1, no. 2 (2016): 40-53.
- [76] Tian Wang, Yang Li, Guojun Wang, Jiannong Cao, Md Zakirul Alam Bhuiyan, and Weijia Jia. "Sustainable and Efficient Data Collection from WSNs to Cloud." IEEE Transactions on Sustainable Computing (2017).
- [77] Sukhpal Singh, and Indrveer Chana. "Energy based efficient resource scheduling: a step towards green computing." Int J Energy Inf Comm 5, no. 2 (2014): 35-52.
- [78] J. S. Chou, N. T. Ngo, W. K. Chong, and G. E. Gibson. "Big data analytics and cloud computing for sustainable building energy efficiency." In Start-Up Creation: The Smart Eco-Efficient Built Environment. Elsevier Inc., 2016.
- [79] John Zysman, Martin Kenney, Bill Janeway Hassel, Kenji Kushida, Arie Lewin, Neils Christian Neilsen, Bryan Pon, Petri Rouvinen, and Timo Seppala. "Sustainable Growth and Work in the Era of Cloud and Big Data: Will Escaping the Commodity Trap Be our Undoing? or Where Will Work Come from in the Era of the Cloud and Big Data?." Berkeley Roundtable on the International Economy BRIE Working Paper 6 (2014).
- [80] Saurabh Kumar Garg, and Rajkumar Buyya. "Green cloud computing and environmental sustainability." Harnessing Green IT: Principles and Practices (2012): 315-340.
- [81] Sareh Fotuhi Piraghaj, Amir Vahid Dastjerdi, Rodrigo N. Calheiros and Rajkumar Buyya. "A Survey and Taxonomy of Energy Efficient Resource Management Techniques in Platform as a Service Cloud." In Handbook of Research on End-to-End Cloud Computing Architecture Design, ed. Jianwen "Wendy" Chen, Yan Zhang and Ron Gottschalk, 410-454 (2017)
- [82] Abbas Mardani, Ahmad Jusoh, Edmundas Kazimieras Zavadskas, Fausto Cavallaro, and Zainab Khalifah. "Sustainable and renewable energy: An overview of the application of multiple criteria decision making techniques and approaches." Sustainability 7, no. 10 (2015): 13947-13984.
- [83] Sukhpal Singh, and Indrveer Chana. "EARTH: Energy-aware autonomic resource scheduling in cloud computing." Journal of Intelligent & Fuzzy Systems 30, no. 3 (2016): 1581-1600.
- [84] Mark A. Oxley, Eric Jonardi, Sudeep Pasricha, Anthony A. Maciejewski, Howard Jay Siegel, Patrick J. Burns, and Gregory A. Koenig. "Rate-based thermal, power, and co-location aware resource management for heterogeneous datacenters." Journal of Parallel and Distributed Computing (2017).

- [85] Leandro Cupertino, Georges Da Costa, Ariel Oleksiak, Wojciech Pia, Jean-Marc Pierson, Jaume Salom, Laura Siso, Patricia Stolf, Hongyang Sun, and Thomas Zilio. "Energy-efficient, thermal-aware modeling and simulation of datacenters: the CoolEmAll approach and evaluation results." *Ad Hoc Networks* 25 (2015): 535-553.
- [86] Hongyang Sun, Patricia Stolf, Jean-Marc Pierson, and Georges Da Costa. "Energy-efficient and thermal-aware resource management for heterogeneous datacenters." *Sustainable Computing: Informatics and Systems* 4, no. 4 (2014): 292-306.
- [87] Jordi Guitart. "Toward sustainable datacenters: a comprehensive energy management strategy." *Computing* 99, no. 6 (2017): 597-615.
- [88] Xiaoying Wang, Guojing Zhang, Mengqin Yang, and Lei Zhang. "Green-Aware Virtual Machine Migration Strategy in Sustainable Cloud Computing Environments." In *Cloud Computing-Architecture and Applications*. InTech, 2017.
- [89] Yuanxiong Guo, Yanmin Gong, Yuguang Fang, Pramod P. Khargonekar, and Xiaojun Geng. "Energy and network aware workload management for sustainable datacenters with thermal storage." *IEEE Transactions on Parallel and Distributed Systems* 25, no. 8 (2014): 2030-2042.
- [90] Hassan Shamalizadeh, Luis Almeida, Shuai Wan, Paulo Amaral, Senbo Fu, and Shashi Prabh. "Optimized thermal-aware workload distribution considering allocation constraints in datacenters." In *Green Computing and Communications (GreenCom), 2013 IEEE and Internet of Things (iThings/CPSCom), IEEE International Conference on and IEEE Cyber, Physical and Social Computing*, pp. 208-214. IEEE, 2013.
- [91] Dong Han, and Tao Shu. "Thermal-aware energy-efficient task scheduling for DVFS-enabled datacenters." In *Computing, Networking and Communications (ICNC), 2015 International Conference on*, pp. 536-540. IEEE, 2015.
- [92] Lijun Fu, Jianxiong Wan, Ting Liu, Xiang Gui, and Ran Zhang. "A temperature-aware resource management algorithm for holistic energy minimization in datacenters." In *Recent Trends in Telecommunications Research (RTTR), Workshop on*, pp. 1-5. IEEE, 2017.
- [93] Hui Dou, Yong Qi, Wei Wei, and Houbing Song. "Carbon-Aware Electricity Cost Minimization for Sustainable Datacenters." *IEEE Transactions on Sustainable Computing* 2, no. 2 (2017): 211-223.
- [94] Sukhpal Singh, Indrveer Chana, Maninder Singh, and Rajkumar Buyya. "SOCCER: self-optimization of energy-efficient cloud resources." *Cluster Computing* 19, no. 4 (2016): 1787-1800.
- [95] Corentin Dupont. "Energy Adaptive Infrastructure for Sustainable CDCs." PhD diss., University of Trento, 2016.
- [96] Patricia Arroba Garcia, Proactive Power and Thermal Aware Optimizations for Energy-Efficient Cloud Computing, Ph.D. Thesis, Universidad Politecnica de Madrid, Spain, June 2017. DOI: 10.20868/UPM.thesis.47789
- [97] Marina Zapater, Patricia Arroba, José Luis Ayala Rodrigo, Katzalin Olcoz Herrero, and José Manuel Moya Fernandez. "Energy-Aware Policies in Ubiquitous Computing Facilities." *Cloud Computing with e-Science Applications* (2015): 267..
- [98] Ting-Hsuan Chien, and Rong-Guey Chang. "A thermal-aware scheduling for multicore architectures." *Journal of Systems Architecture* 62 (2016): 54-62.
- [99] Xiaoying Wang, Zhihui Du, Yinong Chen, and Mengqin Yang. "A green-aware virtual machine migration strategy for sustainable datacenter powered by renewable energy." *Simulation Modelling Practice and Theory* 58 (2015): 3-14.
- [100] Ranjit Bose, and Xin Luo. "Integrative framework for assessing firms' potential to undertake Green IT initiatives via virtualization—A theoretical perspective." *The Journal of Strategic Information Systems* 20, no. 1 (2011): 38-54.
- [101] Mehdiar Dabbagh, Bechir Hamdaoui, Mohsen Guizani, and Ammar Rayes. "An energy-efficient VM prediction and migration framework for overcommitted clouds." *IEEE Transactions on Cloud Computing* (2016).
- [102] Maurizio Giacobbe, Antonio Celesti, Maria Fazio, Massimo Villari, and Antonio Puliafito. "An approach to reduce carbon dioxide emissions through virtual machine migrations in a sustainable cloud federation." In *Sustainable Internet and ICT for Sustainability (SustainIT)*, 2015, pp. 1-4. IEEE, 2015.
- [103] R. Bolla, R. Bruschi, F. Davoli, C. Lombardo, J. F. Pajo, and O. R. Sanchez. "The dark side of network functions virtualization: A perspective on the technological sustainability." In *Communications (ICC), 2017 IEEE International Conference on*, pp. 1-7. IEEE, 2017.
- [104] Luftun Sayeed, and Sam Gill. "An exploratory study on environmental sustainability and IT use." *AMCIS 2008 Proceedings* (2008): 55.
- [105] Kateryna Rybina, Abhinandan Patni, and Alexander Schill. "Analysing the Migration Time of Live Migration of Multiple Virtual Machines." In *CLOSER*, pp. 590-597. 2014.
- [106] Atefeh Khosravi, Adel Nadjaran Toosi, and Rajkumar Buyya. "Online virtual machine migration for renewable energy usage maximization in geographically distributed cloud datacenters." *Concurrency and Computation: Practice and Experience* (2017).
- [107] Grace Metzger, Alison Stevens, Megan Harmon, and Jeffrey Merhout. "Sustainability Opportunities for Universities: Cloud Computing, Virtualization and other Recommendations." (2012).
- [108] Sukhpal Singh, Indrveer Chana, and Maninder Singh. "The Journey of QoS-Aware Autonomic Cloud Computing." *IT Professional* 19, no. 2 (2017): 42-49.
- [109] Rahul Ghosh, Francesco Longo, Ruofan Xia, Vijay K. Naik, and Kishor S. Trivedi. "Stochastic model driven capacity planning for an infrastructure-as-a-service cloud." *IEEE Transactions on Services Computing* 7, no. 4 (2014): 667-680.
- [110] Yousri Kouki, and Thomas Ledoux. "Sla-driven capacity planning for cloud applications." In *Cloud Computing Technology and Science (CloudCom), 2012 IEEE 4th International Conference on*, pp. 135-140. IEEE, 2012.
- [111] Yexi Jiang, Chang-Shing Perng, Tao Li, and Rong N. Chang. "Cloud analytics for capacity planning and instant vm provisioning." *IEEE Transactions on Network and Service Management* 10, no. 3 (2013): 312-325.
- [112] Erica Sousa, Fernando Lins, Eduardo Tavares, Paulo Cunha, and Paulo Maciel. "A modeling approach for cloud infrastructure planning considering dependability and cost requirements." *IEEE Transactions on Systems, Man, and Cybernetics: Systems* 45, no. 4 (2015): 549-558.
- [113] Fanxin Kong, and Xue Liu. "Greenplanning: Optimal energy source selection and capacity planning for green datacenters." In *Cyber-Physical Systems (ICCPs), 2016 ACM/IEEE 7th International Conference on*, pp. 1-10. IEEE, 2016.
- [114] Marcus Carvalho, Daniel A. Menascé, and Francisco Brasileiro. "Capacity planning for IaaS cloud providers offering multiple service classes." *Future Generation Computer Systems* (2017).
- [115] Daniel A. Menascé, and Paul Ngo. "Understanding Cloud Computing: Experimentation and Capacity Planning." In *Int. CMG Conference*. 2009.
- [116] Dorsch, Christoph, and Björn Häckel. "Matching Economic Efficiency and Environmental Sustainability: The Potential of Exchanging Excess Capacity in Cloud Service Environments." (2012).
- [117] Syed Shabbar Raza, Isam Janajreh, and Chaouki Ghenai. "Sustainability index approach as a selection criteria for energy storage system of an intermittent renewable energy source." *Applied Energy* 136 (2014): 909-920.
- [118] F. Pierie, J. Bekkering, R. M. J. Benders, WJ Th van Gemert, and H. C. Moll. "A new approach for measuring the environmental sustainability of renewable energy production systems: focused on the modelling of green gas production pathways." *Applied Energy* 162 (2016): 131-138.
- [119] Adel Nadjaran Toosi, Chenhao Qu, Marcos Dias de Assunção, and Rajkumar Buyya. "Renewable-aware geographical load balancing of web applications for sustainable datacenters." *Journal of Network and Computer Applications* 83 (2017): 155-168.
- [120] J. O. Petinrin, and Mohamed Shaaban. "Renewable energy for continuous energy sustainability in Malaysia." *Renewable and Sustainable Energy Reviews* 50 (2015): 967-981.
- [121] Eric W. Stein "A comprehensive multi-criteria model to rank electric energy production technologies." *Renewable and Sustainable Energy Reviews* 22 (2013): 640-654.
- [122] Anders SG Andrae, and Tomas Edler. "On global electricity usage of communication technology: trends to 2030." *Challenges* 6, no. 1 (2015): 117-157.
- [123] Gang Liu, Ali M. Baniyounes, M. G. Rasul, M. T. O. Amanullah, and Mohammad Masud Kamal Khan. "General sustainability indicator of renewable energy system based on grey relational analysis." *International journal of energy research* 37, no. 14 (2013): 1928-1936.

- [124] Zhenhua Liu, Yuan Chen, Cullen Bash, Adam Wierman, Daniel Gmach, Zhikui Wang, Manish Marwah, and Chris Hyser. "Renewable and cooling aware workload management for sustainable datacenters." In ACM SIGMETRICS Performance Evaluation Review, vol. 40, no. 1, pp. 175-186. ACM, 2012.
- [125] Sukhpal Singh, Inderveer Chana, and Rajkumar Buyya. "STAR: SLA-aware Autonomic Management of Cloud Resources." IEEE Transactions on Cloud Computing (2017).
- [126] Abbas Mardani, Ahmad Jusoh, Edmundas Kazimieras Zavadskas, Fausto Cavallaro, and Zainab Khalifah. "Sustainable and renewable energy: An overview of the application of multiple criteria decision making techniques and approaches." Sustainability 7, no. 10 (2015): 13947-13984.
- [127] Xiaomin Xu, Dongxiao Niu, Jinpeng Qiu, Meiqiong Wu, Peng Wang, Wangyue Qian, and Xiang Jin. "Comprehensive evaluation of coordination development for regional power grid and renewable energy power supply based on improved matter element extension and TOPSIS method for sustainability." Sustainability 8, no. 2 (2016): 143.
- [128] Song Hwa Chae, Sang Hun Kim, Sung-Geun Yoon, and Sunwon Park. "Optimization of a waste heat utilization network in an eco-industrial park." Applied Energy 87, no. 6 (2010): 1978-1988.
- [129] Kalyan K. Srinivasan, Pedro J. Mago, and Sundar R. Krishnan. "Analysis of exhaust waste heat recovery from a dual fuel low temperature combustion engine using an Organic Rankine Cycle." Energy 35, no. 6 (2010): 2387-2399.
- [130] Sotirios Karellas, and Konstantinos Braimakis. "Energy-exergy analysis and economic investigation of a cogeneration and trigeneration ORC-VCC hybrid system utilizing biomass fuel and solar power." Energy Conversion and Management 107 (2016): 103-113.
- [131] James Freeman, Iaria Guarracino, Soteris A. Kalogirou, and Christos N. Markides. "A small-scale solar organic Rankine cycle combined heat and power system with integrated thermal-energy storage." Applied Thermal Engineering (2017).
- [132] Yong Du, Kefeng Cai, Song Chen, Hongxia Wang, Shirley Z. Shen, Richard Donelson, and Tong Lin. "Thermoelectric fabrics: toward power generating clothing." Scientific reports 5 (2015).
- [133] Martin Helm, Kilian Hagel, Werner Pfeffer, Stefan Hiebler, and Christian Schweigler. "Solar heating and cooling system with absorption chiller and latent heat storage—a research project summary." Energy Procedia 48 (2014): 837-849.
- [134] L. M. Ayompe, and Aidan Duffy. "Thermal performance analysis of a solar water heating system with heat pipe evacuated tube collector using data from a field trial." Solar Energy 90 (2013): 17-28.
- [135] Anton Beloglazov, Rajkumar Buyya, Young Choon Lee, and Albert Zomaya. "A taxonomy and survey of energy-efficient datacenters and cloud computing systems." Advances in computers 82, no. 2 (2011): 47-111.
- [136] Fahimeh Alizadeh Moghaddam, Patricia Lago, and Paola Grosso. "Energy-efficient networking solutions in cloud-based environments: A systematic literature review." ACM Computing Surveys (CSUR) 47, no. 4 (2015): 64
- [137] Mehdi Dabbagh, Bechir Hamdaoui, Ammar Rayes, and Mohsen Guizani. "Shaving Datacenter Power Demand Peaks Through Energy Storage and Workload Shifting Control," in IEEE Transactions on Cloud Computing, vol. PP, no. 99, pp. 1-1. doi: 10.1109/TCC.2017.2744623
- [138] Xingjian Lu, Fanxin Kong, Xue Liu, Jianwei Yin, Qiao Xiang, and Huiqun Yu. "Bulk Savings for Bulk Transfers: Minimizing the Energy-Cost for Geo-Distributed Datacenters." IEEE Transactions on Cloud Computing (2017)
- [139] Anik Mukherjee, R. P. Sundarraj, and Kaushik Dutta. "Users' time preference based stochastic resource allocation in cloud spot market: cloud provider's perspective." In Designing the Digital Transformation: DESRIST 2017 Research in Progress Proceedings of the 12th International Conference on Design Science Research in Information Systems and Technology. Karlsruhe, Germany. 30 May-1 Jun. Karlsruher Institut für Technologie (KIT), 2017.
- [140] Suleiman Onimisi Aliyu, Feng Chen, Ying He, and Hongji Yang. "A Game-Theoretic Based QoS-Aware Capacity Management for Real-Time EdgeIoT Applications." In Software Quality, Reliability and Security (QRS), 2017 IEEE International Conference on, pp. 386-397. IEEE, 2017.
- [141] D. Kanapram, R. Rapuzzi, G. Lamanna, and M. Repetto. "A framework to correlate power consumption and resource usage in cloud infrastructures." In Network Softwarization (NetSoft), 2017 IEEE Conference on, pp. 1-5. IEEE, 2017.
- [142] Chao Jin, Bronis R. de Supinski, David Abramson, Heidi Poxon, Luiz DeRose, Minh Ngoc Dinh, Mark Endrei, and Elizabeth R. Jessup. "A survey on software methods to improve the energy efficiency of parallel computing." The International Journal of High Performance Computing Applications (2016): 1094342016665471.
- [143] Saurabh Kumar Garg, Chee Shin Yeo, Arun Anandasivam, and Rajkumar Buyya. "Environment-conscious scheduling of HPC applications on distributed cloud-oriented datacenters." Journal of Parallel and Distributed Computing 71, no. 6 (2011): 732-749.
- [144] Junaid Shuja, Kashif Bilal, Sajjad Ahmad Madani, and Samee U. Khan. "Data center energy efficient resource scheduling." Cluster Computing 17, no. 4 (2014): 1265-1277.
- [145] Junaid Shuja, Raja Wasim Ahmad, Abdullah Gani, Abdelmuttlib Ibrahim Abdalla Ahmed, Aisha Siddiq, Kashif Nisar, Samee U. Khan, and Albert Y. Zomaya. "Greening emerging IT technologies: techniques and practices." Journal of Internet Services and Applications 8, no. 1 (2017): 9.
- [146] Ignacio Aransay, Marina Zapater, Patricia Arroba, and José M. Moya. "A Trust and Reputation system for energy optimization in Cloud data centers." In Cloud Computing (CLOUD), 2015 IEEE 8th International Conference on, pp. 138-145. IEEE, 2015.