

# Show-and-Fool: Crafting Adversarial Examples for Neural Image Captioning

Hongge Chen<sup>1\*</sup>, Huan Zhang<sup>2\*†</sup>, Pin-Yu Chen<sup>3</sup>, Jinfeng Yi<sup>4</sup>, Cho-Jui Hsieh<sup>2</sup>

<sup>1</sup>Massachusetts Institute of Technology, Cambridge, MA 02139

<sup>2</sup>University of California Davis, Davis, CA 95616

<sup>3</sup>IBM T.J. Watson Research Center, Yorktown Heights, NY 10598

<sup>4</sup>Tencent AI Lab, Bellevue, WA 98004

chenhg@mit.edu, ecezhang@ucdavis.edu,

Pin-Yu.Chen@ibm.com, jinfengyi@tencent.com, chohsieh@ucdavis.edu

## Abstract

Modern neural image captioning systems typically adopt the encoder-decoder framework consisting of two principal components: a convolutional neural network (CNN) for image feature extraction and a recurrent neural network (RNN) for caption generation. Inspired by the robustness analysis of CNN-based image classifiers to adversarial perturbations, we propose **Show-and-Fool**, a novel algorithm for crafting adversarial examples in neural image captioning. Unlike image classification tasks with a finite set of class labels, finding visually-similar adversarial examples in an image captioning system is much more challenging since the space of possible captions in a captioning system is almost infinite. In this paper, we design three approaches for crafting adversarial examples in image captioning: (i) targeted caption method; (ii) targeted keyword method; and (iii) untargeted method. We formulate the process of finding adversarial perturbations as optimization problems and design novel loss functions for efficient search. Experimental results on the Show-and-Tell model and MSCOCO data set show that Show-and-Fool can successfully craft visually-similar adversarial examples with randomly targeted captions, and the adversarial examples can be made highly transferable to the Show-Attend-and-Tell model. Consequently, the presence of adversarial examples leads to new robustness implications of neural image captioning. To the best of our knowledge, this is the first work on crafting effective adversarial examples for image captioning tasks.

## 1. Introduction

Image captioning is an important task in computer vision. It takes an image as an input and generates a caption

\*Hongge Chen and Huan Zhang contribute equally to this work.

†Work done during internship at IBM T. J. Watson Research Center




### Original Top-3 inferred captions:

1. A red stop sign sitting on the side of a road.
2. A stop sign on the corner of a street.
3. A red stop sign sitting on the side of a street.




### Adversarial Top-3 captions:

1. A brown teddy bear laying on top of a bed.
2. A brown teddy bear sitting on top of a bed.
3. A large brown teddy bear laying on top of a bed.



### Original Top-3 inferred captions:

1. A man holding a tennis racquet on a tennis court.
2. A man holding a tennis racquet on top of a tennis court.
3. A man holding a tennis racquet on a court.



### Adversarial Top-3 captions:

1. A woman brushing her teeth in a bathroom.
2. A woman brushing her teeth in the bathroom.
3. A woman brushing her teeth in front of a bathroom mirror.

Figure 1: Adversarial examples crafted by Show-and-Fool using the targeted caption method. The target model is the Show-and-Tell image captioning system [35], the original images are selected from the MSCOCO validation data set [21], and the targeted captions are randomly selected from the top-1 inferred captions of other validation images.

that best describes its visual contents. Modern image captioning systems typically adopt the encoder-decoder framework composed of two principal modules: a convolutional

neural network (CNN) as an encoder for image feature extraction and a recurrent neural network (RNN) as a decoder for caption generation. This CNN+RNN architecture includes popular image captioning models such as Show-and-Tell [35], Show-Attend-and-Tell [38], and NeuralTalk [16]. Generally speaking, these systems use the CNN modules to learn a hidden representation of an image, and then apply them to the RNN modules for caption generation. Given a set of training images with captions, the parameters of CNN and RNN are jointly trained to maximize the posterior probability of the corresponding caption conditioned on the extracted features. A pre-trained CNN (e.g., Inception-v3 model) is often used as the initial CNN model for warm start. The *attention* mechanism can be used in the CNN module for selective feature extraction and improving captioning performance [38].

Recent studies have highlighted the vulnerability of CNN-based image classifiers to adversarial examples: adversarial perturbations to benign images can be easily crafted to mislead a well-trained classifier, leading to adversarial examples that are visually indistinguishable to human [33, 13, 26, 27]. The presence of adversarial examples calls into question the robustness of computer vision systems deployed by neural network models. The means for crafting adversarial examples are regarded as *attacks* that strive to mislead a target machine learning model while maximally preserving visual similarity. Inspired by the emerging field of leveraging adversarial examples to study the robustness of CNN-based image classifiers, we propose a novel algorithm, *Show-and-Fool*, to craft adversarial examples in neural image captioning systems. Note that crafting adversarial examples in image captioning tasks is strictly harder than in image classification tasks, due to the following reasons: (i) class attack v.s. caption attack: unlike classification tasks where the class labels are well defined, the output of image captioning is a set of top-ranked captions. We note that simply treating different captions as distinct classes will result in an enormous number of classes that can even precede the number of training images. In addition, semantically similar captions can be expressed in different ways and hence should not be viewed as different classes; and (ii) CNN v.s. CNN+RNN: attacking RNN models is significantly less well-studied than attacking CNN models. The CNN+RNN architecture is unique and beyond the scope of adversarial examples crafted to attack CNN-based image classifiers.

In this paper, we tackle the aforementioned challenges in the affirmative. We formulate the process of crafting adversarial examples in neural image captioning systems as optimization problems with novel objective functions designed to adopt the CNN+RNN architecture. Specifically, our objective functions are a linear combination of the distortion between benign and adversarial examples as well as carefully designed loss functions for attacking caption gen-

eration. The proposed Show-and-Fool algorithm provides three approaches to craft adversarial examples in neural image captioning under different attacking scenarios:

1. **Targeted caption method:** Given a targeted caption, craft adversarial perturbations to any image such that its generated caption matches the targeted caption.
2. **Targeted keyword method:** Given a set of keywords, craft adversarial perturbations to any image such that its generated caption contains the specified keywords.
3. **Untargeted method:** Craft adversarial perturbations to change the caption of any images.

Figure 1 shows two adversarial examples crafted by Show-and-Fool using the targeted caption method, where the target model is the Show-and-Tell image captioning system [35], the original images are selected from the validation set of MSCOCO [21], and the targeted captions are randomly selected from the top-1 inferred captions of other images in the validation set. The adversarial examples crafted by Show-and-Fool are visually imperceptible while successfully misleading Show-and-Tell to generate the targeted captions.<sup>1</sup> We highlight our major contributions as follows:

- We propose *Show-and-Fool*, a novel optimization-based approach to craft adversarial examples in image captioning. Show-and-Fool provides three types of adversarial examples to analyze the robustness of neural image captioning, including targeted caption, targeted keyword, and untargeted methods. To the best of our knowledge, this is the very first work on crafting adversarial examples in neural image captioning systems.
- We propose powerful and generic loss functions that can craft adversarial examples and evaluate the robustness of the encoder-decoder pipelines in the form of a CNN+RNN architecture. It can be applied to various applications, including but are not limited to image and video captioning [16, 6], video summarization [28], multi-label image classification [36], and neural machine translation [12].
- Experimental results of Show-and-Fool on the Show-and-Tell model and MSCOCO data set show that our targeted caption method can attain 95.8% success rate when crafting adversarial examples with randomly assigned captions. In addition, using the targeted keyword method can further improve the success rate.
- We also show that Show-and-Fool can produce highly transferable adversarial examples from the Show-and-Tell model to the Show-Attend-and-Tell model, leading to new robustness implications of neural image captioning systems.

<sup>1</sup>Our source code is available at: <https://github.com/huanzhang12/ImageCaptioningAttack>

## 2. Background and Related Work

### 2.1. Neural Image Captioning

The recent success of image captioning was credited to the rapid development of deep learning. In this section, we focus on recent deep neural network (DNN)-based literature since they are most relevant to our work. Many DNN-based image captioning methods follow an encoder-decoder framework that first uses a CNN model as the encoder to extract a visual feature vector, followed by a RNN model as the decoder for caption generation. Representative works under this framework include [4, 5, 7, 16, 17, 24, 35, 38, 39, 22], which are mainly differed by the underlying CNN and RNN architectures, and whether or not the attention mechanisms are considered. For instance, [24], [16], and [35] use Elman RNN [8], bidirectional RNN [32], and LSTM [14], respectively, to generate image captions. Besides, [39, 38, 22] proposed various attention-based DNN models to achieve better captioning performance. Other lines of research generate image captions using semantic information or via a compositional approach [9, 11, 34, 15, 37, 40]. For example, [9] first learns to extract nouns, verbs, and adjectives from regions in the image, and then uses a language model to generate a set of caption candidates, which are further re-ranked by a deep multimodal similarity model. [34] decomposes the image captioning system into multiple independent components, including a vision model that detects visual concepts, a language model for candidates generation, an entity recognition model that identifies celebrities and landmarks, and a classification model for estimating the confidence score for each output caption. In addition, some works have focused on generating more interesting and compelling captions. For instance, [25] aims to generate positive and negative sentiment captions, and [10] proposes to generate humorous and romantic captions.

### 2.2. Adversarial Examples in CNN-based Image Classifiers

Despite the remarkable progress, CNNs have been shown to be vulnerable to adversarial examples [33, 13, 1]. In image classification, an adversarial example is an image that is visually indistinguishable to the original image but can cause a CNN model to misclassify. With different objectives, adversarial attacks can be divided into two categories, i.e., untargeted attack and targeted attack. In the literature, a successful untargeted attack refers to finding an adversarial example that is close to the original example but yields different class prediction. For targeted attack, a target class is specified and the adversarial example is considered successful when the predicted class matches the target class. Surprisingly, adversarial examples can also be crafted even when the parameters of target CNN model are unknown to

an attacker [23, 3]. In addition, adversarial examples crafted from one image classification model can be made transferable to other models [23, 29], and there exists a universal adversarial perturbation that can lead to misclassification of natural images with high probability [27].

Without loss of generality, there are two factors contributing to crafting adversarial examples in image classification: (i) a distortion metric between the original and adversarial examples that regularizes visual similarity. Popular choices are the  $L_\infty$ ,  $L_2$  and  $L_1$  distortions [18, 1, 2]; and (ii) an attack loss function accounting for the success of adversarial examples. For finding adversarial examples in neural image captioning, while the distortion metric can be identical, the attack loss function used in image classification is invalid, since the number of possible captions easily outnumbers the number of image classes, and captions with similar meaning should not be considered as different classes. One of our major contributions is to design novel attacking loss functions to handle the CNN+RNN architectures in neural image captioning tasks.

## 3. Methodology of Show-and-Fool

### 3.1. Overview of the Objective Functions

We now formally introduce our approaches to crafting adversarial examples for neural image captioning. Similar to the adversarial attack formulation for image classification in [1], we cast the problem of finding an adversarial example for a given image  $I$  as an optimization problem:

$$\begin{aligned} \min_{\delta} \quad & c \cdot \text{loss}(I + \delta) + \|\delta\|_2^2 \\ \text{s.t.} \quad & I + \delta \in [-1, 1]^n. \end{aligned} \quad (1)$$

Here  $\delta$  denotes the adversarial perturbation to  $I$ ,  $\|\delta\|_2^2 = \|(I + \delta) - I\|_2^2$  is an  $L_2$  distance metric between the original image and the adversarial image.  $\text{loss}(\cdot)$  is an attack loss function which takes different forms in different attacking settings. We will provide the explicit expressions in Sections 3.2, 3.3 and 3.4. The term  $c > 0$  is a pre-specified regularization constant. Intuitively, with larger  $c$ , the attack is more likely to succeed but at the price of higher distortion on  $\delta$ . In our algorithm, we use a binary search strategy to select  $c$ . The box constraint on the image  $I \in [-1, 1]^n$  ensures that the adversarial example  $I + \delta \in [-1, 1]^n$  lies within a valid image space.

For the purpose of efficient optimization, we convert the constrained minimization problem in (1) into an unconstrained minimization problem by introducing two new variables  $y \in \mathbb{R}^n$  and  $w \in \mathbb{R}^n$  such that

$$y = \text{arctanh}(I) \text{ and } w = \text{arctanh}(I + \delta) - y, \quad (2)$$

where the  $\tanh$  function is applied element-wisely and  $\text{arctanh}$  denotes the inverse hyperbolic tangent function.

Since  $\tanh(y_i + w_i) \in [-1, 1]$ , the transformation will automatically satisfy the box constraint. Consequently, the constrained optimization problem in (1) is equivalent to

$$\min_{w \in \mathbb{R}^n} \|\tanh(w + y) - \tanh(y)\|_2^2 + c \cdot \text{loss}(\tanh(w + y)). \quad (3)$$

In the following, we present the designed loss functions for various tasks.

### 3.2. Targeted Caption Method

Note that a targeted caption is denoted by

$$S = (S_1, S_2, \dots, S_t, \dots, S_N),$$

where  $S_t$  indicates the index of the  $t$ -th word in the vocabulary list  $\mathcal{V}$  and  $S_1$  is a start symbol and  $S_N$  is an end symbol. By giving out the stop symbol the RNN signals that a complete caption has been generated.  $N$  is the length of caption  $S$ , which is not fixed but does not exceed a pre-defined maximum caption length. To encourage the neural image captioning system to output the targeted caption  $S$ , one needs to ensure the log probability of the caption  $S$  conditioned on the image  $I + \delta$  attains the maximum value among all possible captions, that is,

$$\log P(S|I + \delta) = \max_{S' \in \Omega} \log P(S'|I + \delta), \quad (4)$$

where  $\Omega$  is the set of all possible captions. It is also common to apply the chain rule to the joint probability and we have

$$\log P(S'|I + \delta) = \sum_{t=2}^N \log P(S'_t|I + \delta, S'_1, \dots, S'_{t-1}). \quad (5)$$

In neural image captioning networks,  $p(S'_t|I + \delta, S'_1, \dots, S'_{t-1})$  is usually computed by a RNN/LSTM cell  $f$ , with its hidden state  $h_{t-1}$  and input  $S'_{t-1}$ :

$$z_t = f(h_{t-1}, S'_{t-1}) \quad \text{and} \quad p_t = \text{softmax}(z_t), \quad (6)$$

where  $z_t := [z_t^{(1)}, z_t^{(1)}, \dots, z_t^{(|\mathcal{V}|)}] \in \mathbb{R}^{|\mathcal{V}|}$  is a vector of the *logits* (unnormalized probabilities) for each possible word in the vocabulary. The vector  $p_t$  represents a probability distribution on  $\mathcal{V}$  with each coordinate  $p_t^{(i)}$  given by

$$p_t^{(i)} := P(S'_t = i|I + \delta, S'_1, \dots, S'_{t-1}).$$

The softmax function is defined as:

$$P(S'_t|I + \delta, S'_1, \dots, S'_{t-1}) = \exp(z_t^{(S'_t)}) / \sum_{i \in \mathcal{V}} \exp(z_t^{(i)}).$$

Intuitively, to maximize the targeted caption's probability, we can directly use its negative log probability (7) as a loss function. The inputs of the RNN are the first  $N - 1$  words of the targeted caption  $(S_1, S_2, \dots, S_{N-1})$ .

$$\begin{aligned} \text{loss}_{S, \log\text{-prob}}(I + \delta) &= -\log P(S|I + \delta) \\ &= -\sum_{t=2}^N \log P(S_t|I + \delta, S_1, \dots, S_{t-1}). \end{aligned} \quad (7)$$

Applying the loss (7) to (3), the final formulation of targeted caption method given a targeted caption  $S$  is

$$\begin{aligned} \min_{w \in \mathbb{R}^n} & c \cdot \text{loss}_{S, \log\text{-prob}}(\tanh(w + y)) \\ & + \|\tanh(w + y) - \tanh(y)\|_2^2. \end{aligned} \quad (8)$$

Alternatively, by the definition of the softmax function,

$$\begin{aligned} \log P(S'|I + \delta) &= \sum_{t=2}^N [z_t^{(S'_t)} - \log(\sum_{i \in \mathcal{V}} \exp(z_t^{(i)}))] \\ &= \sum_{t=2}^N z_t^{(S'_t)} - \text{constant}, \end{aligned} \quad (9)$$

and (4) can be simplified as

$$\log p(S|I + \delta) \propto \sum_{t=2}^N z_t^{(S_t)} = \max_{S' \in \Omega} \sum_{t=2}^N z_t^{(S'_t)}. \quad (10)$$

Instead of making each  $z_t^{(S_t)}$  as large as possible, we only require the target word  $S_t$  to attain the largest logit (or probability) among all words in the vocabulary. In other words, we aim to minimize the difference between the maximum logit except  $S_t$ , denote by  $\max_{k \in \mathcal{V}, k \neq S_t} \{z_t^{(k)}\}$ , and the logit of  $S_t$ , denoted by  $z_t^{(S_t)}$ . We also propose a ramp function on top of this difference as the final loss function:

$$\text{loss}_{S, \text{logits}}(I + \delta) = \sum_{t=2}^{N-1} \max\{-\epsilon, \max_{k \neq S_t} \{z_t^{(k)}\} - z_t^{(S_t)}\}, \quad (11)$$

where  $\epsilon > 0$  is a confidence level accounting for the gap between  $\max_{k \neq S_t} \{z_t^{(k)}\}$  and  $z_t^{(S_t)}$ . When  $z_t^{(S_t)} > \max_{k \neq S_t} \{z_t^{(k)}\} + \epsilon$ , the corresponding term in the summation will be kept at  $-\epsilon$  and does not contribute to the gradient of the loss function, encouraging the optimizer to focus on minimizing other terms where  $z_t^{(S_t)}$  is not large enough.

Applying the loss (11) to (1), the final formulation of targeted caption method given a targeted caption  $S$  is

$$\begin{aligned} \min_{w \in \mathbb{R}^n} & c \cdot \sum_{t=2}^{N-1} \max\{-\epsilon, \max_{k \neq S_t} \{z_t^{(k)}\} - z_t^{(S_t)}\} \\ & + \|\tanh(w + y) - \tanh(y)\|_2^2. \end{aligned} \quad (12)$$



We note that [1] has reported that in CNN-based image classification, using logits as the attack loss function can produce better adversarial examples than using probabilities, especially when the target network deploys some gradient masking schemes such as defensive distillation [30]. Therefore, we provide both logit-based and probability-based attack loss functions for neural image captioning.

### 3.3. Untargeted Method

To construct an untargeted adversarial example, we first use the neural image captioning model to generate a baseline caption  $S = (S_1, S_2, \dots, S_t, \dots, S_N)$  of an image  $I$ . Similar to the targeted caption method in section 3.2, we then input the first  $N - 1$  words  $(S_1, S_2, \dots, S_t, \dots, S_{N-1})$  to the RNN to obtain their logits. To corrupt the output of neural image captioning, we require every word  $\{S_t\}_{t=2}^N$  in the caption  $S$  to satisfy  $S_t \neq \arg \max_{S'_t \in \mathcal{V}} z_t^{(S'_t)}$ , which is equivalent to the condition

$$z_t^{(S_t)} < \max_{S'_t \in \mathcal{V}} z_t^{(S'_t)} \quad (13)$$

for all  $2 \leq t \leq N$ . In other words, the first  $N$  words (excluding the start symbol) of the final caption should be entirely different from  $S$ . The loss function we propose for untargeted method is

$$\text{loss}_{S, \text{untargeted}}(I + \delta) = \sum_{t=2}^{N-1} \max\{-\epsilon, z_t^{(S_t)} - \max_{k \neq S_t} \{z_t^{(k)}\}\}. \quad (14)$$

Therefore, given an image  $I$  and its baseline caption  $S$ , the untargeted method solves

$$\min_{w \in \mathbb{R}^n} c \cdot \sum_{t=2}^{N-1} \max\{-\epsilon, z_t^{(S_t)} - \max_{k \neq S_t} \{z_t^{(k)}\}\} + \|\tanh(w + y) - \tanh(y)\|_2^2 \quad (15)$$

in order to generate untargeted adversarial examples. The log-prob loss for untargeted method will be discussed in Section 8 of the Supplementary Material.

### 3.4. Targeted Keyword Method

In addition to generating an exact targeted caption or changing the baseline caption without specific targets by perturbing the input image, we offer an intermediate option that aims at generating captions with specific keywords, denoted by  $\{K_1, \dots, K_M\} \subset \mathcal{V}$ . Intuitively, finding an adversarial example generating specific keywords might be easier than generating an exact caption, as we allow more degree of freedom in caption generation. However, as we need to ensure a valid inferred caption, finding an adversarial example generating specific keywords is difficult in an optimization perspective.

In our method, we do not require that a target keyword  $K_j, j \in [M]$  appears at a particular position. Instead, it is more natural to design a loss function that allows  $K_j$  to become the top-1 prediction (plus a confidence margin  $\epsilon$ ) at any position. Therefore, we propose to use the minimum of the hinge-like loss terms over all  $t \in [N]$  as an indication of  $K_j$  appearing at any position as the top-1 prediction, leading to the following loss function:

$$\text{loss}_{K, \text{logits}} = \sum_{j=1}^M \min_{t \in [N]} \{\max\{-\epsilon, \max_{k \neq K_j} \{z_t^{(k)}\} - z_t^{(K_j)}\}\} \quad (16)$$

We note that the loss functions in (6) and (7) require an input  $S'_{t-1}$  to predict  $z_t$  for each  $t \in \{2, \dots, N\}$ . For the targeted caption method, we use the targeted caption  $S$  as the input of RNN. In contrast, for the targeted keyword method we no longer know the exact targeted sentence, but only require the presence of specified keywords in the final caption. To bridge the gap, we use the originally inferred caption  $S^0$  from the benign image as the initial input to RNN. Specifically, after minimizing (16) for  $T$  iterations, we run inference on  $I + \delta$  and set  $S^1$  to its current top-1 prediction, and continue this process. With this iterative optimization process, the desired keywords are expected to gradually appear in top-1 prediction.

We also note that the problem of “keyword collision” may arise when the number of keywords  $M \geq 2$  and at least 2 keywords both have large value of  $\max_{k \neq K_j} \{z_t^{(k)}\} - z_t^{(K_j)}$  at the same position  $t$ . For example, if `dog` and `cat` are top-2 predictions for the second word in a caption, the caption can either start with “A dog ...” or “A cat ...”. In this case, despite the loss (16) being very small, a caption with both `dog` and `cat` can hardly be generated as only one word is allowed to appear at the same position. To alleviate this problem, we define a gate function  $g_{t,j}(x)$  which masks off the all other keywords when a keyword becomes top-1 at position  $t$ :

$$g_{t,j}(x) = \begin{cases} A, & \text{if } \arg \max_{i \in \mathcal{V}} z_t^{(i)} \in \{K_1, \dots, K_M\} \setminus \{K_j\} \\ x, & \text{otherwise} \end{cases}$$

where  $A$  is a predefined large number that is significantly larger than common logits values. Then (16) becomes:

$$\text{loss}_{K', \text{logits}} = \sum_{j=1}^M \min_{t \in [N]} \{g_{t,j}(\max\{-\epsilon, \max_{k \neq K_j} \{z_t^{(k)}\} - z_t^{(K_j)}\})\} \quad (17)$$

The log-prob loss for targeted keyword method will be discussed in Section 9 of the Supplementary Material.

## 4. Experiments

### 4.1. Experimental Setup and Algorithms

We performed extensive experiments to test the effectiveness of our Show-and-Fool algorithm and study the robustness of image captioning systems under different problem settings. In our experiments, we use the pre-trained TensorFlow implementation<sup>2</sup> of Show-and-Tell [35] with Inception-v3 as the CNN for feature extraction. Our testbed is Microsoft COCO [21] (MSCOCO) data set. Although some more recent neural image captioning systems can achieve better performance than Show-and-Tell, they share a similar framework that uses CNN for feature extraction and RNN/LSTM for caption generation, and Show-and-Tell is the vanilla version of this CNN+RNN architecture. Indeed, we find that the adversarial examples on Show-and-Tell are transferable to another model (Section 4.5), thus we believe that their robustness should be similar. Since Show-and-Fool is the first work on crafting adversarial examples for neural image captioning, to the best of our knowledge, there is no other method for performance comparison.

We use ADAM to minimize our loss functions and set the learning rate to 0.005, the number of iterations to 1,000. All the experiments are performed on a single Nvidia GTX 1080 Ti GPU. For targeted caption and targeted keyword methods, we perform a binary search for 5 times to find the best  $c$ : initially  $c = 1$ , and  $c$  will be increased by 10 times until a successful adversarial example is found. Then, we choose a new  $c$  to be the middle point of the largest  $c$  that an adversarial example can be found and the smallest  $c$  that an adversarial example cannot be found. Except for transferability experiments, we fix  $\epsilon = 1$ . For each experiment, we randomly select 1,000 images from the MSCOCO validation set. We use BLEU-1 [31], BLEU-2, BLEU-3, BLEU-4, ROUGE [20] and METEOR [19] scores to evaluate the correlations between the inferred captions and the targeted captions. These scores have been widely adopted by image captioning systems for quality assessment. Throughout this section, we use the *logits loss* (11) for Show-and-Fool. The results of using the *log-prob loss* (7) are similar and are reported in the supplementary material.

### 4.2. Targeted Caption Results

Unlike the image classification task where all possible labels are predefined, the space of possible captions in a captioning system is almost infinite. However, the captioning system is only able to output relevant captions learned from the training set. For example, if negative captions never appear in the training set, it is very unlikely for a captioning system to generate negative captions. Therefore, using negative captions as targets are infeasible in this situation. To

Table 1: Summary of targeted caption method and targeted keyword method using logits loss. The  $L_2$  distortion  $\|\delta\|_2$  is averaged over successful adversarial examples.

Experiments	Success Rate	Avg. $\ \delta\ _2$
targeted caption	95.8%	2.213
1-keyword	97.1%	1.589
2-keyword	97.5%	2.363
3-keyword	96.0%	2.626

address this issue, we use the generated caption of a randomly selected image from MSCOCO validation set as the targeted caption  $S$ . The use of the generated caption as the targeted caption excludes the effect of out-of-domain captioning, which is similar to the setting of excluding images that are originally misclassified when studying the robustness of image classification via adversarial examples.

Here we use the logits loss (11) plus a  $L_2$  distortion term (as in (3)) as our objective functions. A successful adversarial example is found if the inferred caption after adding the adversarial perturbation  $\delta$  is *exactly the same* as the targeted caption. In our setting, 1,000 ADAM iterations take about 38 seconds for one image. The overall success rate and average distortion of adversarial perturbation  $\delta$  are shown in Table 1. Among all the tested images, our method attains 95.8% success rate, yielding completely identical targeted captions after adversarial perturbations. Moreover, our adversarial examples have small  $L_2$  distortions and are visually identical to the original image, as displayed in Figure 1. We also examine the failed adversarial examples and summarize their statistics in Table 2. We find that their generated captions, albeit not entirely identical to the targeted caption, are in fact highly correlated to the desired one. Overall, the high success rate and low  $L_2$  distortion of adversarial examples clearly show that Show-and-Tell is not robust to targeted adversarial perturbations.

Table 2: Statistics of the 4.2% failed adversarial examples using the targeted caption method and logits loss (11). All correlation scores are computed using the top-5 inferred captions of an adversarial image and the targeted caption (higher score means better targeted attack performance).

$c$	1	10	$10^2$	$10^3$	$10^4$
$L_2$ Distortion	1.726	3.400	7.690	16.033	23.305
BLEU-1	.567	.725	.679	.701	.723
BLEU-2	.420	.614	.559	.585	.616
BLEU-3	.320	.509	.445	.484	.514
BLEU-4	.252	.415	.361	.402	.417
ROUGE	.502	.664	.629	.638	.672
METEOR	.258	.407	.375	.403	.399

<sup>2</sup>Source code is available at: <https://github.com/tensorflow/models/tree/master/research/im2txt>

### 4.3. Untargeted Results

In this experiment, we use the logits loss (14) as our objective function. We input the original image’s top-1 inference caption into the RNN and solve the minimization problem (15). Although this objective only minimizes the probability of top-1 caption, we find that after perturbation, all the captions with similar semantic meaning are no longer on the top list. We use the top-5 captions of the original image as the ground truth captions, and track how the top-1 caption of the perturbed image deviates from them. A binary search of  $c$  is inappropriate for the untargeted method because there is no oracle caption to be compared. Table 3 shows the correlation scores with different  $c = \{10^{-2}, 10^{-1}, 1, 10, 10^2\}$ . As a larger  $c$  further emphasizes the attack loss and incurs more perturbation, the scores decrease rapidly as  $c$  increases. When  $c = 100$ , BLEU-3 and BLEU-4 scores approach zero. Low correlation scores indicate that the generated captions are quite different from the original captions, suggesting that Show-and-Fool can manipulate the output of RNN/LSTM via adversarial perturbations.

Table 3: The results of untargeted method with logits loss and different  $c$ . All correlation scores are computed using the top-5 inferred captions of an original image and the generated caption of the adversarial example (lower score means better untargeted attack performance).

$c$	$10^{-2}$	$10^{-1}$	1	10	$10^2$
$L_2$ Distortion	.078	.477	1.679	3.845	9.917
BLEU-1	.897	.690	.437	.378	.353
BLEU-2	.848	.561	.230	.165	.138
BLEU-3	.800	.469	.137	.074	.060
BLEU-4	.757	.414	.100	.043	.035
ROUGE	.852	.635	.387	.330	.310
METEOR	.652	.408	.167	.123	.112

### 4.4. Targeted Keyword Results

In this task, we use (17) as our loss function, and choose the number of keywords  $M = 1, 2, 3$ . We run an inference step on  $I + \delta$  every  $T = 5$  iterations, and use the top-1 caption as the input of RNN/LSTMs. Similar to Section 4.2, for each image the targeted keywords are selected from the caption generated by a randomly selected validation set image. To exclude common words like “a”, “the”, “and”, we look up each word in the targeted sentence and only select nouns, verbs, adjectives or adverbs. We say an adversarial image is successful when its caption contains *all* specified keywords. The overall success rate and average distortion are shown in Table 1. When compared to the targeted caption method, targeted keyword method achieves even higher success rate (at least 96% for 3-keyword case and at least 97% for 1-keyword and 2-keyword cases), since the crite-



Original Top-3 inferred captions:

1. A cake that is sitting on a table.
2. A cake that is sitting on a plate.
3. A cake that is sitting on a table

Adversarial Keywords:

“cat”, “dog” and “frisbee”



Adversarial Top-3 captions: (targeted keyword method)

1. A **dog** and a **cat** are playing with a **frisbee**.
2. A **dog** laying on a rug with a **frisbee** in its mouth.
3. A **dog** and a **cat** are playing with a toy.

Figure 2: Adversarial example ( $\|\delta\|_2 = 1.284$ ) of an cake image crafted by the Show-and-Fool targeted keyword method with three keywords - “dog”, “cat” and “frisbee”.

tion of a successful adversarial examples is easier to be satisfied. Figure 2 shows an adversarial example crafted from our targeted keyword method with three keywords - “dog”, “cat” and “frisbee”. Using Show-and-Fool, the top-1 caption of a cake image becomes “A dog and a cat are playing with a frisbee” while the adversarial image remains visually indistinguishable to the original one. For  $M = 2, 3$ , even if we cannot find an adversarial image with all keywords specified, we might end up with a caption that contains some of the keywords (partial success). Table 4 shows the number of keywords appeared in the captions for those *failed* examples (not all 3 keywords are found), which account for 4% of all the tested images.

Table 4: Percentage of partial success with different  $c$  in the 4.0% failed images that do not contain all the 3 keywords.


$c$	Avg. $\ \delta\ _2$	$M \geq 1$	$M \geq 2$	Avg. $M$
1	2.49	72.4%	34.5%	1.07
10	5.40	82.7%	37.9%	1.21
$10^2$	12.95	93.1%	58.6%	1.52
$10^3$	24.77	96.5%	51.7%	1.48
$10^4$	29.37	100.0%	58.6%	1.59

### 4.5. Transferability of Adversarial Examples


It has been shown that in image classification tasks, adversarial examples found for one machine learning model may also be effective against another model, even if the two models have different architectures [29, 23]. However, unlike image classification where correct labels are made explicit, two different image captioning systems may generate quite different, yet reasonable, captions for the same original image. In image captioning, we say an adversarial example is transferable when the adversarial image found on

Table 5: Transferability of adversarial examples from Show-and-Tell to Show-Attend-and-Tell, using different  $\epsilon$  and  $c$ . **ori** indicates the scores between the generated captions of the *original* images and the transferred adversarial images on Show-Attend-and-Tell. **tgt** indicates the scores between the *targeted* captions on Show-and-Tell and the generated captions of transferred adversarial images on Show-Attend-and-Tell. A smaller **ori** or a larger **tgt** value indicates better transferability.

	$\epsilon = 1$						$\epsilon = 5$						$\epsilon = 10$						
	C=10		C=100		C=1000		C=10		C=100		C=1000		C=10		C=100		C=1000		
	ori	tgt	ori	tgt	ori	tgt	ori	tgt	ori	tgt	ori	tgt	ori	tgt	ori	tgt	ori	tgt	
BLEU-1	.474	.395	.384	.462	.347	.484	.441	.429	.368	.488	<b>.337</b>	.527	.431	.421	.360	.485	.339	<b>.534</b>	.649
BLEU-2	.337	.236	.230	.331	.186	.342	.300	.271	.212	.343	.175	.389	.287	.266	.204	.342	<b>.174</b>	<b>.398</b>	.521
BLEU-3	.256	.154	.151	.224	.114	.254	.220	.184	.135	.254	.103	.299	.210	.185	.131	.254	<b>.102</b>	<b>.307</b>	.424
BLEU-4	.203	.109	.107	.172	.077	.198	.170	.134	.093	.197	.068	.240	.162	.138	.094	.197	<b>.066</b>	<b>.245</b>	.352
ROUGE	.463	.371	.374	.438	.336	.465	.429	.402	.359	.464	.329	.502	.421	.398	.351	.463	<b>.328</b>	<b>.507</b>	.604
METEOR	.201	.138	.139	.180	.118	.201	.177	.157	.131	.199	.110	.228	.172	.157	.127	.202	<b>.110</b>	<b>.232</b>	.300
$\ \delta\ _2$	3.268		4.299		4.474		7.756		10.487		10.952		15.757		21.696		21.778		



**Original Top-1 inferred caption:**  
**Show-and-Tell:** A bathroom with a sink and a mirror  
**Show-Attend-and-Tell:** A bathroom with a sink and a mirror.



**Adversarial Top-1 caption:**  
**Show-and-Tell (targeted caption method):** A man riding a wave on top of a surfboard.  
**Show-Attend-and-Tell (transferred example):** A man on a surfboard in the air.

Figure 3: A highly transferable adversarial example ( $\|\delta\|_2 = 15.226$ ) crafted from Show-and-Tell using the targeted caption method and transfers to Show-Attend-and-Tell, yielding similar adversarial captions.

model  $A$  with a target sentence  $S_A$  can generate a similar (rather than exact) sentence  $S_B$  on model  $B$ .

In our setting, model  $A$  is Show-and-Tell, and we choose Show-Attend-and-Tell [38] as model  $B$ . The major differences between Show-and-Tell and Show-Attend-and-Tell are the addition of attention units in LSTM network for caption generation, and the use of last convolutional layer (rather than the last fully-connected layer) feature maps for feature extraction. We use the same Inception-v3 CNN for both models and train them on the MSCOCO 2014 data set. However, their parameters are different because CNN parameters will be changed during the fine-tuning process.

To investigate the transferability of adversarial examples in image captioning, we first use the targeted caption method to find adversarial examples for 1,000 images in model  $A$  with different  $c$  and  $\epsilon$ , and then transfer successful adversarial examples (which generate the exact target captions on model  $A$ ) to model  $B$ . The generated captions by model  $B$  are recorded for transferability analysis. The transferability of adversarial examples depends on two factors: the intrinsic difference between two models even when

the same benign image is used as the input, i.e., *model mismatch*, and the transferability of adversarial perturbations.

To measure the mismatch between Show-and-Tell and Show-Attend-and-Tell, we generate captions of the same set of 1,000 original images from both models, and report their mutual BLEU, ROUGE and METEOR scores in Table 5 under the **mis** column. To measure the effectiveness of transferred adversarial examples, we measure the scores for two set of captions: (i) the captions of original images and the captions of transferred adversarial images, both generated by Show-Attend-and-Tell (shown under column **ori** in Table 5); (ii) the targeted captions for generating adversarial examples on Show-and-Tell, and the captions of the transferred adversarial image on Show-Attend-and-Tell (shown under column **tgt** in Table 5). Small values of **ori** suggest that the adversarial images on Show-Attend-and-Tell generate significantly different captions from original images' captions. Large values of **tgt** suggest that the adversarial images on Show-Attend-and-Tell generate similar adversarial captions as on the Show-and-Tell model. We find that increasing  $c$  or  $\epsilon$  helps to enhance transferability at the cost of larger (but still acceptable) distortion. When  $C = 1,000$  and  $\epsilon = 10$ , Show-and-Fool achieves the best results: **tgt** is close to **mis**, indicating that discrepancy between adversarial captions on the two models is mostly bounded by the intrinsic model mismatch rather than affected by the transferability of adversarial perturbations. The high transferability of adversarial examples crafted by Show-and-Fool also indicates the problem of common robustness leakage between different neural image captioning models.

## 5. Conclusions

In this paper, we propose a novel algorithm, **Show-and-Fool**, for crafting adversarial examples and providing robustness evaluation of neural image captioning. The main challenges can be summarized in two folds. First, neural image captioning models usually involve a CNN+RNN architecture while most existing adversarial methods were



only applicable to a single CNN or RNN. Second, its output space of sequences has an almost infinite number of possibilities, rather than a finite set of discrete class labels in image classification. We overcome these challenges by designing novel loss functions adopting the CNN+RNN framework when crafting adversarial examples.

Experimental results on Show-and-Tell and MSCOCO data set show that our targeted caption method attains 95.8% success rate to produce randomly assigned captions with small adversarial perturbations that are imperceptible to the human eyes. The success rate can be further boosted when one uses the targeted keyword method. We further demonstrate that Show-and-Fool can generate a set of highly transferable adversarial examples from a non-attention model to an attention model, verifying the capability of Show-and-Fool in attacking image captioning systems both with and without attention mechanisms.

To the best of our knowledge, this is the first work on crafting adversarial examples for neural image captioning systems. Indeed, our Show-and-Fool algorithm can be easily extended to other applications with RNN or CNN+RNN structure. We believe this paper will provide new venues to study adversarial machine learning for a much wider range of applications beyond classical image classification tasks and CNN models.

## References

- [1] N. Carlini and D. Wagner. Towards evaluating the robustness of neural networks. In *Security and Privacy (SP), 2017 IEEE Symposium on*, pages 39–57. IEEE, 2017. 3, 5
- [2] P.-Y. Chen, Y. Sharma, H. Zhang, J. Yi, and C.-J. Hsieh. EAD: elastic-net attacks to deep neural networks via adversarial examples. *CoRR*, abs/1709.04114, 2017. 3
- [3] P.-Y. Chen, H. Zhang, Y. Sharma, J. Yi, and C.-J. Hsieh. ZOO: zeroth order optimization based black-box attacks to deep neural networks without training substitute models. In *Proceedings of the 10th ACM Workshop on Artificial Intelligence and Security, AISec@CCS*, pages 15–26, 2017. 3
- [4] X. Chen and C. L. Zitnick. Mind’s eye: A recurrent visual representation for image caption generation. In *CVPR*, pages 2422–2431, 2015. 3
- [5] J. Devlin, H. Cheng, H. Fang, S. Gupta, L. Deng, X. He, G. Zweig, and M. Mitchell. Language models for image captioning: The quirks and what works. *arXiv preprint arXiv:1505.01809*, 2015. 3
- [6] J. Donahue, L. Anne Hendricks, S. Guadarrama, M. Rohrbach, S. Venugopalan, K. Saenko, and T. Darrell. Long-term recurrent convolutional networks for visual recognition and description. In *CVPR*, pages 2625–2634, 2015. 2
- [7] J. Donahue, L. A. Hendricks, S. Guadarrama, M. Rohrbach, S. Venugopalan, T. Darrell, and K. Saenko. Long-term recurrent convolutional networks for visual recognition and description. In *CVPR*, pages 2625–2634, 2015. 3
- [8] J. L. Elman. Finding structure in time. *Cognitive Science*, 14(2):179–211, 1990. 3
- [9] H. Fang, S. Gupta, F. Iandola, R. K. Srivastava, L. Deng, P. Dollár, J. Gao, X. He, M. Mitchell, J. C. Platt, et al. From captions to visual concepts and back. In *CVPR*, pages 1473–1482, 2015. 3
- [10] C. Gan, Z. Gan, X. He, J. Gao, and L. Deng. Stylenet: Generating attractive visual captions with styles. In *CVPR*, pages 3137–3146, 2017. 3
- [11] Z. Gan, C. Gan, X. He, Y. Pu, K. Tran, J. Gao, L. Carin, and L. Deng. Semantic compositional networks for visual captioning. *arXiv preprint arXiv:1611.08002*, 2016. 3
- [12] J. Gehring, M. Auli, D. Grangier, and Y. N. Dauphin. A convolutional encoder model for neural machine translation. *arXiv preprint arXiv:1611.02344*, 2016. 2
- [13] I. J. Goodfellow, J. Shlens, and C. Szegedy. Explaining and harnessing adversarial examples. *arXiv preprint arXiv:1412.6572*, 2014. 2, 3
- [14] S. Hochreiter and J. Schmidhuber. Long short-term memory. *Neural Computation*, 9(8):1735–1780, 1997. 3
- [15] X. Jia, E. Gavves, B. Fernando, and T. Tuytelaars. Guiding long-short term memory for image caption generation. *arXiv preprint arXiv:1509.04942*, 2015. 3
- [16] A. Karpathy and F. Li. Deep visual-semantic alignments for generating image descriptions. In *CVPR*, pages 3128–3137, 2015. 2, 3
- [17] R. Kiros, R. Salakhutdinov, and R. Zemel. Multimodal neural language models. In *Proceedings of the 31st International Conference on Machine Learning (ICML-14)*, pages 595–603, 2014. 3
- [18] A. Kurakin, I. Goodfellow, and S. Bengio. Adversarial machine learning at scale. *ICLR’17; arXiv preprint arXiv:1611.01236*, 2016. 3
- [19] A. Lavie and A. Agarwal. Meteor: An automatic metric for mt evaluation with improved correlation with human judgments. In *Proceedings of the EMNLP 2011 Workshop on Statistical Machine Translation*, pages 65–72, 2005. 6
- [20] C.-Y. Lin. Rouge: A package for automatic evaluation of summaries. In *Text summarization branches out: Proceedings of the ACL-04 workshop*, volume 8. Barcelona, Spain, 2004. 6
- [21] T.-Y. Lin, M. Maire, S. Belongie, J. Hays, P. Perona, D. Ramanan, P. Dollár, and C. L. Zitnick. Microsoft coco: Common objects in context. In *European conference on computer vision*, pages 740–755. Springer, 2014. 1, 2, 6
- [22] C. Liu, J. Mao, F. Sha, and A. L. Yuille. Attention correctness in neural image captioning. In *AAAI*, pages 4176–4182, 2017. 3
- [23] Y. Liu, X. Chen, C. Liu, and D. Song. Delving into transferable adversarial examples and black-box attacks. *ICLR; arXiv preprint arXiv:1611.02770*, 2017. 3, 7
- [24] J. Mao, W. Xu, Y. Yang, J. Wang, and A. L. Yuille. Deep captioning with multimodal recurrent neural networks (m-rnn). *CoRR*, abs/1412.6632, 2014. 3
- [25] A. P. Mathews, L. Xie, and X. He. Senticap: Generating image descriptions with sentiments. In *AAAI*, pages 3574–3580, 2016. 3

- [26] S. Moosavi-Dezfooli, A. Fawzi, and P. Frossard. Deepfool: a simple and accurate method to fool deep neural networks. In *CVPR*, pages 2574–2582, 2016. 2
- [27] S.-M. Moosavi-Dezfooli, A. Fawzi, O. Fawzi, and P. Frossard. Universal adversarial perturbations. In *CVPR*, 2017. 2, 3
- [28] M. Otani, Y. Nakashima, E. Rahtu, J. Heikkilä, and N. Yokoya. Video summarization using deep semantic features. In *ACCV*, pages 361–377, 2016. 2
- [29] N. Papernot, P. McDaniel, and I. Goodfellow. Transferability in machine learning: from phenomena to black-box attacks using adversarial samples. *arXiv preprint arXiv:1605.07277*, 2016. 3, 7
- [30] N. Papernot, P. McDaniel, X. Wu, S. Jha, and A. Swami. Distillation as a defense to adversarial perturbations against deep neural networks. In *Security and Privacy (SP), 2016 IEEE Symposium on*, pages 582–597. IEEE, 2016. 5
- [31] K. Papineni, S. Roukos, T. Ward, and W.-J. Zhu. Bleu: a method for automatic evaluation of machine translation. In *Proceedings of the 40th annual meeting on association for computational linguistics*, pages 311–318. Association for Computational Linguistics, 2002. 6
- [32] M. Schuster and K. K. Paliwal. Bidirectional recurrent neural networks. *IEEE Trans. Signal Processing*, 45(11):2673–2681, 1997. 3
- [33] C. Szegedy, W. Zaremba, I. Sutskever, J. Bruna, D. Erhan, I. Goodfellow, and R. Fergus. Intriguing properties of neural networks. *arXiv preprint arXiv:1312.6199*, 2013. 2, 3
- [34] K. Tran, X. He, L. Zhang, J. Sun, C. Carapcea, C. Thrasher, C. Buehler, and C. Sienkiewicz. Rich image captioning in the wild. *CoRR*, abs/1603.09016, 2016. 3
- [35] O. Vinyals, A. Toshev, S. Bengio, and D. Erhan. Show and tell: A neural image caption generator. In *CVPR*, pages 3156–3164, 2015. 1, 2, 3, 6
- [36] J. Wang, Y. Yang, J. Mao, Z. Huang, C. Huang, and W. Xu. Cnn-rnn: A unified framework for multi-label image classification. In *CVPR*, pages 2285–2294, 2016. 2
- [37] Q. Wu, C. Shen, L. Liu, A. Dick, and A. van den Hengel. What value do explicit high level concepts have in vision to language problems? In *CVPR*, pages 203–212, 2016. 3
- [38] K. Xu, J. Ba, R. Kiros, K. Cho, A. C. Courville, R. Salakhutdinov, R. S. Zemel, and Y. Bengio. Show, attend and tell: Neural image caption generation with visual attention. In *ICML*, pages 2048–2057, 2015. 2, 3, 8
- [39] Z. Yang, Y. Yuan, Y. Wu, W. W. Cohen, and R. Salakhutdinov. Review networks for caption generation. In *NIPS*, pages 2361–2369, 2016. 3
- [40] Q. You, H. Jin, Z. Wang, C. Fang, and J. Luo. Image captioning with semantic attention. In *CVPR*, pages 4651–4659, 2016. 3

## Supplementary Material

### 6. More Adversarial Examples with Logits Loss

Figure 4 shows another successful example with targeted caption method. Figures 5, 6, and 7 show 3 adversarial examples generated by the proposed untargeted method. Figures 8, 9 and 10 show 3 adversarial examples generated by the proposed 3-keyword method. The adversarial examples generated by our methods have small  $L_2$  distortions and are visually indistinguishable from the original images. One advantage of using logits losses is that it helps to bypass defensive distillation by overcoming the gradient vanishing problem. To see this, the partial derivative of the softmax function

$$p^{(j)} = \exp(z^{(j)}) / \sum_{i \in \mathcal{V}} \exp(z^{(i)}),$$

is given by

$$\frac{\partial p^{(j)}}{\partial z^{(j)}} = p^{(j)}(1 - p^{(j)}), \quad (18)$$

which vanishes as  $p^{(j)} \rightarrow 0$  or  $p^{(j)} \rightarrow 1$ . The defensive distillation method [30] uses a large distillation temperature in the training process and removes it in the inference process. This makes the inference probability  $p^{(j)}$  close to 0 or 1, thus leads to a vanishing gradient problem. However, by using the proposed logits loss (11), we have

$$\frac{\partial}{\partial z_t^{(S_t)}} \text{loss}_{S, \text{logits}}(I + \delta) = -1. \quad (19)$$

It is evident that the gradient (with regard to  $z_t^{(S_t)}$ ) becomes a constant now, since it equals to  $-1$  when  $z_t^{(S_t)} < \max_{k \neq S_t} \{z_t^{(k)}\} + \epsilon$ , and 0 otherwise.

### 7. Targeted Caption Results with Log Probability Loss

In this experiment, we use the log probability loss (7) plus a  $L_2$  distortion term (as in (3)) as our objective function. Similar to the previous experiments, a successful adversarial example is found if the inferred caption after adding the adversarial perturbation  $\delta$  *exactly matches* the targeted caption. The overall success rate and average distortion of adversarial perturbation  $\delta$  are shown in Table 6. Among all the tested images, our log-prob loss attains 95.4% success rate, which is about the same as using logits loss. Besides, similar to using logits loss, the adversarial examples generated by using log-prob loss also yield small  $L_2$  distortions. In Table 7, we summarize the statistics of the failed adversarial examples. It shows that their generated captions, though not entirely identical to the targeted caption, are also highly relevant to the target captions.



#### Original Top-3 inferred captions:

1. A large elephant standing next to a wooden fence.
2. A large elephant standing next to a stone wall.
3. An elephant standing next to a wooden fence.



#### Adversarial Top-3 captions:

1. A black and white photo of a group of people
2. A black and white photo of a group of people.
3. A black and white photo of a black and white horse

Figure 4: Adversarial example ( $\|\delta\|_2 = 2.977$ ) of an elephant image crafted by the Show-and-Fool targeted caption method with the target caption ‘‘A black and white photo of a group of people’’.



#### Original Top-3 inferred captions:

1. A pizza sitting on top of a wooden cutting board.
2. A pizza sitting on top of a pizza pan.
3. A pizza sitting on top of a metal pan.



#### Adversarial Top-3 captions:

1. A couple of umbrellas that are sitting in the grass.
2. A couple of umbrellas that are in the grass.
3. A group of colorful umbrellas sitting in the grass.

Figure 5: Adversarial example ( $\|\delta\|_2 = 2.180$ ) of a pizza image crafted by the Show-and-Fool untargeted method.

In our experiments, log probability loss exhibits a similar performance as the logits loss, as our target model is undefended and the gradient vanishing problem of softmax is not significant. However, when evaluating the robustness of a general image captioning model, it is recommended to use the logits loss as it does not suffer from potentially vanished gradients and can reveal the intrinsic robustness of the model.

### 8. Untargeted Results with Log Probability Loss

Similar to the logits loss, the untargeted method using log probability (*log-prob*) loss aims to minimize the proba-





**Original Top-3 inferred captions:**

1. A batter , catcher and umpire during a baseball game.
2. A baseball player swinging a bat at a ball
3. A baseball player swinging a bat at a ball.



**Adversarial Top-3 captions:**

1. A couple of elephants walking down a dirt road.
2. A couple of elephants standing next to each other.
3. A couple of elephants standing next to a car.

Figure 6: Adversarial example ( $\|\delta\|_2 = 2.180$ ) of a baseball game image crafted by the Show-and-Fool untargeted method.



**Original Top-3 inferred captions:**

1. A passenger train that is pulling into a station.
2. A train is pulling into a train station.
3. A passenger train that is pulling into the station.



**Adversarial Top-3 captions:**

1. A couple of dogs are laying on the ground
2. A couple of dogs that are laying down
3. A couple of dogs are laying on a couch

Figure 7: Adversarial example ( $\|\delta\|_2 = 4.133$ ) of a train image crafted by the Show-and-Fool untargeted method.

Table 6: Summary of targeted caption method and targeted keyword method using *log-prob* loss. The  $L_2$  distortion  $\|\delta\|_2$  is averaged over successful adversarial examples.

Experiments	Success Rate	Avg. $\ \delta\ _2$
targeted caption	95.4%	1.858
1-keyword	99.2%	1.311
2-keyword	96.9%	2.023
3-keyword	95.7%	2.120

bility of the baseline caption  $S = (S_1, S_2, \dots, S_t, \dots, S_N)$  of an image  $I$ , which is given by

$$\begin{aligned} \text{loss}_{S, \log\text{-prob, untargeted}}(I + \delta) &= \log P(S|I + \delta) \\ &= \sum_{t=2}^N \log P(S_t|I + \delta, S_1, \dots, S_{t-1}). \end{aligned} \quad (20)$$



**Original Top-3 inferred captions:**

1. A clock on a pole on a city street
2. A clock on a pole in front of a building
3. A clock on a pole in front of a building.

**Adversarial Keywords:**

“meat”, “white” and “topped”



**Adversarial Top-3 captions: (targeted keyword method)**

1. A white plate topped with broccoli and meat.
2. A white plate topped with broccoli and other vegetables.
3. A white plate topped with broccoli and a fork.

Figure 8: Adversarial example ( $\|\delta\|_2 = 2.979$ ) of an clock image crafted by the Show-and-Fool targeted keyword method with three keywords: “meat”, “white” and “topped”.



**Original Top-3 inferred captions:**

1. A close up of a giraffe with trees in the background
2. A close up of a giraffe near a fence
3. A close up of a giraffe near a tree

**Adversarial Keywords:**

“soccer”, “group” and “playing”



**Adversarial Top-3 captions: (targeted keyword method)**

1. A group of young men playing a game of soccer.
2. A group of people playing a game of soccer.
3. A group of people playing a game of baseball.

Figure 9: Adversarial example ( $\|\delta\|_2 = 1.188$ ) of a giraffe image crafted by the Show-and-Fool targeted keyword method with three keywords: “soccer”, “group” and “playing”.

When the loss is minimized, the probability of caption  $S$  becomes small. The results of untargeted method with log-prob loss are summarized in Table 8. The results show that, when  $c$  is relatively large, the correlation scores drop dramatically, implying that the adversarial captions are significantly different from the original captions.

## 9. Targeted Keyword Results with Log Probability Loss

Similar to the logits loss, the log-prob loss does not require a particular position for the target keywords  $K_j, j \in [M]$ . Instead, it encourages  $K_j$  to become the top-1 predic-





**Original Top-3 inferred captions:**

1. A bus is parked on the side of the street.
2. A bus is parked on the side of the road.
3. A bus is parked on the side of a street.

**Adversarial Keywords:**

“tub”, “bathroom” and “sink”



**Adversarial Top-3 captions:**  
(targeted keyword method)

1. A **bathroom** with a **sink**, toilet and **tub**.
2. A **bathroom** with a **sink**, toilet, and bathtub.
3. A **bathroom** with a **tub**, **sink**, and toilet.

Figure 10: Adversarial example ( $\|\delta\|_2 = 1.178$ ) of a bus image crafted by the Show-and-Fool targeted keyword method with three keywords: “tub”, “bathroom” and “sink”.



**Original Top-1 inferred caption:**

**Show-and-Tell:** A woman riding a bike with a dog on it.

**Show-Attend-and-Tell:** A woman sitting on a bicycle with a dog.



**Adversarial Top-1 caption:**

**Show-and-Tell (targeted caption method):** A pizza sitting on top of a white plate.

**Show-Attend-and-Tell (transferred example):** A white and white slice of pizza on a table.

Figure 11: A highly transferable adversarial example of a biking image ( $\|\delta\|_2 = 12.391$ ) crafted from Show-and-Tell using the targeted caption method and then transfers to Show-Attend-and-Tell, yielding similar adversarial captions.

tion at its most probable position:

$$\text{loss}_{K, \log\text{-prob}} = - \sum_{j=1}^M \log(\max_{t \in [N]} \{p_t^{(i)}\}). \quad (21)$$

To tackle the “keyword collision” problem, we also employ a gate function  $g'_{t,j}$  to avoid the keywords appearing at the positions where the most probable word is already a keyword:

$$g'_{t,j}(x) = \begin{cases} 0, & \text{if } \arg \max_{i \in \mathcal{V}} p_t^{(i)} \in \{K_1, \dots, K_M\} \setminus \{K_j\} \\ x, & \text{otherwise} \end{cases}$$



**Original Top-1 inferred caption:**

**Show-and-Tell:** A man riding a snowboard down a snow covered slope.

**Show-Attend-and-Tell:** A man is snowboarding down a snow covered slope.




**Adversarial Top-1 caption:**

**Show-and-Tell (targeted caption method):**

A black cat laying on top of a suitcase.

**Show-Attend-and-Tell (transferred example):** A black and white cat sitting on a bed with a bag of luggage.


Figure 12: A highly transferable adversarial example of a snowboarding image ( $\|\delta\|_2 = 14.320$ ) crafted from Show-and-Tell using the targeted caption method and then transfers to Show-Attend-and-Tell, yielding similar adversarial captions.



**Original Top-1 inferred caption:**

**Show-and-Tell:** A desk with a laptop and a monitor on it

**Show-Attend-and-Tell:** A desk with a computer monitor and a monitor.



**Adversarial Top-1 caption:**

**Show-and-Tell (targeted caption method):** A cat laying in a sink in a bathroom.

**Show-Attend-and-Tell (transferred example):** A cat is sitting in a bathroom sink.

Figure 13: A highly transferable adversarial example of a desk image ( $\|\delta\|_2 = 12.810$ ) crafted from Show-and-Tell using the targeted caption method and then transfers to Show-Attend-and-Tell, yielding similar adversarial captions.

The loss function (21) then becomes:

$$\text{loss}_{K', \log\text{-prob}} = - \sum_{j=1}^M \log(\max_{t \in [N]} \{g'_{t,j}(p_t^{(i)})\}). \quad (22)$$

In our methods, the initial input is the originally inferred caption  $S^0$  from the benign image, and after minimizing (22) for  $T$  iterations, we run inference on  $I + \delta$  and set  $S^1$  to its current top-1 prediction, and repeat this procedure until all the targeted keywords are found or the maximum number of iterations is met. With this iterative optimization process, the probabilities of the desired keywords gradually increase, and finally become the top-1 predictions.

The overall success rate and average distortion are shown

Table 7: Statistics of the 4.6% failed adversarial examples using the targeted caption method and *log-prob* loss (7). All correlation scores are computed using the top-5 inferred captions of an adversarial image and the targeted caption (a higher score indicates a better targeted attack performance).

$c$	1	10	$10^2$	$10^3$	$10^4$
$L_2$ Distortion	1.503	2.637	5.085	11.154	19.688
BLEU-1	.650	.792	.775	.802	.800
BLEU-2	.521	.690	.671	.711	.701
BLEU-3	.416	.595	.564	.622	.611
BLEU-4	.354	.515	.485	.542	.531
ROUGE	.616	.764	.746	.776	.772
METEOR	.362	.493	.469	.511	.498

Table 8: The results of untargeted method with *log-prob* loss and different  $c$ . All correlation scores are computed using the top-5 inferred captions of an original image and the generated caption of the adversarial example (a lower score indicates a better untargeted attack performance).

$c$	$10^{-2}$	$10^{-1}$	1	10	$10^2$
$L_2$ Distortion	.047	.426	2.063	4.795	11.678
BLEU-1	.945	.671	.353	.293	.294
BLEU-2	.924	.555	.139	.075	.076
BLEU-3	.902	.489	.077	.021	.022
BLEU-4	.891	.457	.060	.015	.015
ROUGE	.939	.656	.337	.280	.280
METEOR	.892	.489	.124	.078	.079

in Table 6. Table 9 summarizes the number of keywords appeared in the captions for those *failed* examples, i.e., the examples that not all the 3 targeted keywords are found. They account only 4.3% of all the tested images. Table 9 clearly shows that when  $c$  is properly chosen, more than 90% of the failed examples contain at least 1 targeted keyword, and more than 60% of the failed examples contain 2 targeted keywords. This result verifies that even the failed examples are reasonably good.

Table 9: Percentage of partial success using *log-prob* loss with different  $c$  in the 4.3% failed images that do not contain all the 3 targeted keywords.

$c$	Avg. $\ \delta\ _2$	$M \geq 1$	$M \geq 2$	Avg. $M$
1	2.22	69.7%	27.3%	0.97
10	5.03	87.9%	57.6%	1.45
$10^2$	10.98	93.9%	63.6%	1.58
$10^3$	18.52	93.9%	57.6%	1.52
$10^4$	26.04	90.9%	60.6%	1.52

## 10. Transferability of Adversarial Examples with Log Probability Loss


Similar to the experiments in Section 4.5, to assess the transferability of adversarial examples, we first use the targeted caption method with log-prob loss to find adversarial examples for 1,000 images in Show-and-Tell model (model A) with different  $c$ . We then transfer successful adversarial examples, i.e., the examples that generate the exact target captions on model A, to Show-Attend-and-Tell model (model B). The generated captions by model B are recorded for transferability analysis. The results for transferability using log-prob loss is summarized in Table 10. The definitions of **tgt**, **ori** and **mis** are the same as those in Table 5. Comparing with Table 5 ( $C = 1000, \epsilon = 10$ ), the log probability loss shows inferior **ori** and **tgt** values, indicating that the additional parameter  $\epsilon$  in the logits loss helps improve transferability.

Table 10: Transferability of adversarial examples from Show-and-Tell to Show-Attend-and-Tell, using different  $c$ . Unlike Table 5, the adversarial examples in this table are found using the *log-prob* loss and there is no parameter  $\epsilon$ . Similarly, a smaller **ori** or a larger **tgt** value indicates better transferability.


	C=10		C=100		C=1000		<b>mis</b>
	<b>ori</b>	<b>tgt</b>	<b>ori</b>	<b>tgt</b>	<b>ori</b>	<b>tgt</b>	
BLEU-1	.540	.391	.442	.435	<b>.374</b>	<b>.500</b>	.657
BLEU-2	.415	.224	.297	.280	<b>.217</b>	<b>.357</b>	.529
BLEU-3	.335	.143	.218	.193	<b>.137</b>	<b>.268</b>	.430
BLEU-4	.280	.101	.170	.142	<b>.095</b>	<b>.207</b>	.357
ROUGE	.525	.364	.430	.411	<b>.362</b>	<b>.474</b>	.609
METEOR	.240	.132	.179	.162	<b>.135</b>	<b>.209</b>	.303
$\ \delta\ _2$	2.433		4.612		10.88		

## 11. Attention on Original and Transferred Adversarial Images

Figures 14, 15 and 16 show the original and adversarial images' attentions over time. In the original images, the Show-Attend-and-Tell model's attentions align well with human perception. However, the transferred adversarial images obtained on Show-and-Tell model yield significantly misaligned attentions.




(a) Original Image of Figure 11




(b) Adversarial Image of Figure 11

Figure 14: Original and transferred adversarial image's attention over time on Figure 11. The highlighted area shows the attention change as the model generates each word.




(a) Original Image of Figure 12




(b) Adversarial Image of Figure 12

Figure 15: Original and transferred adversarial image's attention over time on Figure 12. The highlighted area shows the attention change as the model generates each word.



(a) Original Image of Figure 13



(b) Adversarial Image of Figure 13

Figure 16: Original and transferred adversarial image's attention over time on Figure 13. The highlighted area shows the attention change as the model generates each word.