

ADABATCH: ADAPTIVE BATCH SIZES FOR TRAINING DEEP NEURAL NETWORKS

Aditya Devarakonda
Computer Science Division
University of California, Berkeley
aditya@cs.berkeley.edu

Maxim Naumov & Michael Garland
NVIDIA
Santa Clara, CA 95050, USA
{mnaumov, mgarland}@nvidia.com

ABSTRACT

Training deep neural networks with Stochastic Gradient Descent, or its variants, requires careful choice of both learning rate and batch size. While smaller batch sizes generally converge in fewer training epochs, larger batch sizes offer more parallelism and hence better computational efficiency. We have developed a new training approach that, rather than statically choosing a single batch size for all epochs, adaptively increases the batch size during the training process. Our method delivers the convergence rate of small batch sizes while achieving performance similar to large batch sizes. We analyse our approach using the standard AlexNet, ResNet, and VGG networks operating on the popular CIFAR-10, CIFAR-100, and ImageNet datasets. Our results demonstrate that learning with adaptive batch sizes can improve performance by factors of up to 6.25 on 4 NVIDIA Tesla P100 GPUs while changing accuracy by less than 1% relative to training with fixed batch sizes.

1 INTRODUCTION

Stochastic Gradient Descent (SGD) and its variants are the most widely used techniques for training deep neural networks. Deep networks are large by design, and the training process requires large amounts of data. Therefore, implementations typically divide the training set into a (potentially large) series of batches of some fixed size. Each batch is processed in sequence during one training epoch; however, the individual training samples within a single batch may be processed in parallel (Bottou et al., 2016; Goodfellow et al., 2016).

The user overseeing the training process typically chooses a static batch size r , which is held constant throughout the training process. However, static batch sizes force the user to resolve an important conflict. On one hand, small batch sizes are desirable since they tend to produce convergence in fewer epochs (Das et al., 2016; Keskar et al., 2016). On the other hand, large batch sizes offer more data-parallelism which in turn improves computational efficiency and scalability (Goyal et al., 2017; You et al., 2017).

Our approach to resolving this trade-off between small and large batch sizes is to *adaptively* increase the batch size during training. We begin with a small batch size r , chosen to encourage rapid convergence in early epochs, and then progressively increase the batch size between selected epochs as training proceeds. For the experiments reported in this paper, we double the batch size at specific intervals and simultaneously adapt the learning rate α so that the ratio α/r remains constant. Our adaptive batch size technique has several advantages. It delivers the accuracy of training with small batch sizes, while improving performance by increasing the amount of work available per processor in later epochs. Furthermore, the large batches used in later epochs expose sufficient parallelism to create the opportunity for distributing work across many processors, where those are available. Our approach can also be combined with other existing techniques for constructing learning rate decay schedules to increase batch sizes even further.

We have applied our adaptive batch size method to training standard AlexNet, ResNet, and VGG networks on the CIFAR-10, CIFAR-100, and ImageNet datasets. Our experimental results, detailed in Section 4, demonstrate that training with adaptive batch sizes attains similar test accuracies with faster running times compared with training using fixed batch sizes. Furthermore, we experimentally

show that adaptive batch sizes can be combined with other large batch size techniques to yield speedups of up to $6.25\times$ while leaving test accuracies relatively unchanged.

2 RELATED WORK

Previous work introduced gradual learning rate warmup and linear learning rate scaling in order to attain batch sizes of 8192 for ImageNet CNN training in a large, distributed GPU cluster setting (Goyal et al., 2017). More recently, the use of a layer-wise learning rate scaled by the norms of the gradients allowed even higher batch sizes of 32,768 (You et al., 2017). Both results use a fixed batch size throughout training whereas our work changes the batch sizes during training. Furthermore, we show that our work is complementary to these existing results.

The relationship between adaptive batch sizes and learning rates is well-known. In particular, this relationship was illustrated for strongly-convex, unconstrained optimization problems by Friedlander & Schmidt (2012). This work showed that batch size increases can be used instead of learning rate decreases. On the other hand, a batch size selection criterion based on estimates of gradient variance, which are used to adaptively increase batch sizes, was introduced by Byrd *et al.* (2012). Both approaches consider second-order, Newton-type methods. Our work complements and adds to this research by exploring adaptive batch sizes for various neural network architectures.

Several authors have also studied adaptively increasing batch size with fixed schedules from the context of accelerating the optimization method through variance reduction (Daneshmand et al., 2016; Harikandeh et al., 2015). Both works study the theoretical and empirical convergence behavior of their adaptive batch size optimization methods on convex optimization problems. In contrast an adaptive criterion to control the batch size increases and illustration of their convergence on convex problems and convolutional neural networks is developed by De *et al.* (2016) and Balles *et al.* (2017). While both illustrate the practicality of coupling adaptive batch sizes with learning rates, they do not explore the performance benefits that can be gained through the use of adaptive batch sizes when coupled with existing large batch size CNN training work (Goyal et al., 2017; You et al., 2017).

A very recent work illustrates that learning rate decay can be replaced with batch size increase (Smith et al., 2017). The aforementioned study shows that the batch size increase in lieu of learning rate decay works on several optimization algorithms: SGD, SGD with momentum, and Adam. Furthermore, it experiments with altering the momentum term with batch size increases and explores the effects on convergence.

In addition, our research explores the performance tradeoffs from using an adaptive batch size technique on popular CNNs and illustrates that our technique is complementary to existing fixed, large batch size training techniques. Our results also independently verify that adaptive batch size can practically replace learning rate decay and lead to performance improvements. In particular, we show that adaptive batch size schedules can yield speedups that learning rate schedules alone cannot achieve. Finally, by combining adaptive batch sizes with large batch size techniques we show that even larger speedups can be achieved with similar test error performance.

3 ADAPTIVE BATCH SIZING AND ITS EFFECTS

The batch size and learning rate are intimately related tuning parameters (You et al., 2017; Goyal et al., 2017). Recent work has shown that adapting the learning rate either layerwise or over several iterations can enable training with large batch sizes without sacrificing accuracy. We will illustrate that the relationship between batch size and learning rate extends even further to learning rate decay. The following analysis provides the basis for our adaptive batch size technique.

3.1 LEARNING RATE

In supervised learning, the training of neural networks consists of repeated forward and backward propagation passes over a labelled data set. The data set is often partitioned into training, validation and test parts, where the first is used for fitting the neural network function to the data and the others for verification of the results.

Let a training data set be composed of data samples $\{(\mathbf{x}, \mathbf{z}^*)\}$, which are pairs of known inputs $\mathbf{x} \in \mathbb{R}^n$ and outputs $\mathbf{z}^* \in \mathbb{R}^m$. Further, let these pairs be ordered and partitioned into q disjoint batches of size r . For simplicity of presentation, we assume that the number of pairs is qr . In cases where r does not divide the number of pairs evenly, implementations must in practice either pad the last batch or correctly handle truncated batches.

Training a neural network with weights W can be interpreted as solving an optimization problem

$$\arg \min_W \mathcal{L} \quad (1)$$

for some choice of loss function \mathcal{L} . This optimization problem is often solved with a stochastic gradient descent algorithm, where the weight updates at i -th iteration are performed using the following rule

$$W_{i+1} = W_i - \frac{\alpha}{r} \Delta W_i \quad (2)$$

for an update matrix ΔW_i computed with batch-size r and learning rate α .

Notice that there is a clear relationship between the batch size and the learning rate. According to Equation (2) after q iterations (i.e., one epoch) with a learning rate α and batch size r we have

$$W_{i+q} = W_i - \frac{\alpha}{r} \sum_{i=1}^q \Delta W_i \quad (3)$$

Suppose that we instead train with larger batch sizes by grouping $\beta > 1$ batches. Note that this results in an effective batch size of βr and results in $\tilde{q} = q/\beta$ iterations for one epoch of training. Under this setting we can write

$$W_{i+\tilde{q}} = W_i - \frac{\tilde{\alpha}}{\beta r} \sum_{j=1}^{\tilde{q}} \Delta \tilde{W}_j \quad (4)$$

for an update matrix \tilde{W}_j computed with batch size βr and learning rate $\tilde{\alpha}$. Notice that this can be re-written as an accumulation of β gradients with batch size r as follows:

$$W_{i+\tilde{q}} = W_i - \frac{\tilde{\alpha}}{\beta r} \sum_{j=1}^{\tilde{q}} \left(\sum_{k=1}^{\beta} \Delta W_{i'} \right) \quad (5)$$

where $\tilde{W}_j = \sum_{k=1}^{\beta} \Delta W_{i'}$ and index $i' = (j-1)\beta + k$. Notice that W_{i+q} might be similar to $W_{i+\tilde{q}}$ only if we set the learning rate $\alpha = \tilde{\alpha}/\beta$ and assume that updates $\Delta W_i \approx \Delta W_{i'}$ are similar in both cases. This assumption was empirically shown to hold for fixed large batch size training with gradual learning rate warmup (Goyal et al., 2017) after the first few epochs of training.

Notice that the factor $1/\beta$ can be interpreted as a learning rate decay, when comparing Equation (3) and (5). This relationship has been used to justify linearly scaling the learning rate for large batch size training (Goyal et al., 2017). On the other hand, we take advantage of this relationship to illustrate that increasing the batch size can mimic learning rate decay. Naturally, the two approaches can be combined as we will show in Section 4. In our experiments, we will consider adaptive batch sizes which increase according to a fixed schedule. We ensure that the effective learning rates for fixed batch size vs. adaptive batch size experiments are fixed throughout the training process for fair comparison (see Section 4 for details).

3.2 TEST ACCURACY AND PERFORMANCE

Training with large batch sizes is attractive due to its performance benefits on modern deep learning hardware. For example, on GPUs larger batch sizes allow us to better utilize GPU memory bandwidth and improve computational throughput (NVIDIA, 2016; 2017). Larger batch sizes are especially important when distributing training across multiple GPUs or even multiple nodes since they can hide communication cost more effectively than small batch sizes.

However, the performance benefits of large batch sizes come at the cost of lower test accuracies since large batches tend to converge to sharper minima (Das et al., 2016; Keskar et al., 2016). Through

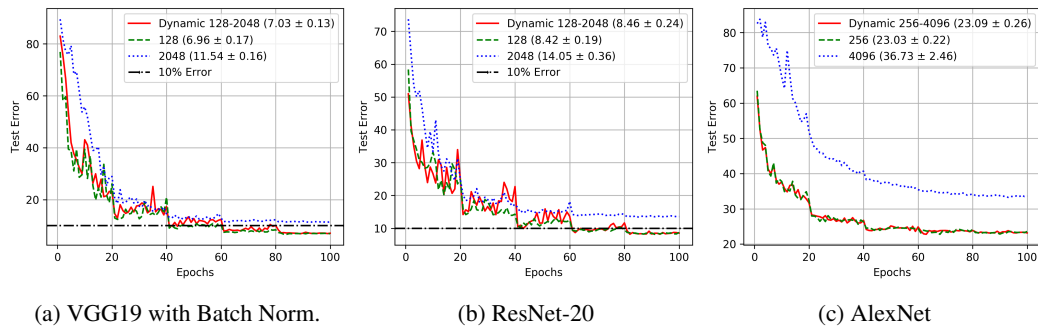


Figure 1: Comparison of CIFAR-10 test errors for adaptive versus fixed small and large batch sizes. The plots show the lowest test error and report mean \pm standard deviation over 5 trials.

the use of learning rate scaling (Goyal et al., 2017) and layer-wise adaptive learning rates (You et al., 2017), larger batch sizes can attain better accuracies. While both approaches increase the batch size, the batch size they use remains fixed throughout training. We propose an approach that adaptively changes the batch size and progressively exposes more parallelism. This approach also allows one to progressively add GPUs, if available, to the training process.

3.3 WORK PER EPOCH

Fixed batch sizes (small or large) require a fixed number of floating point operations (flops) per iteration throughout the training process. Since our technique adaptively increases the batch size, the flops per iteration progressively increases. Despite this increase, we can show that the flops per *epoch* remains fixed as long as the computation required for forward and backward propagation is a linear function of the batch size r .

For example, let us briefly illustrate this point on a fully connected layer with a weight matrix $W \in \mathbb{R}^{m \times n}$, input $X = [\mathbf{x}_1, \dots, \mathbf{x}_r] \in \mathbb{R}^{n \times r}$ and error gradient $V = [\mathbf{v}_1, \dots, \mathbf{v}_r] \in \mathbb{R}^{m \times r}$. Notice that for a batch of size r the most computationally expensive operations during training are matrix-matrix multiplications

$$Y = WX \quad \text{and} \quad (6)$$

$$U = W^T V \quad (7)$$

in forward and backward propagation, respectively. These operations require $O(mnr)$ flops per iteration and $O(mnrq)$ flops per epoch. Notice that the amount of computation depends linearly on the batch size r . If we select a new, larger batch size of βr , then the flops per iteration increase to $O(mn\beta r)$. However, increasing the batch size by a factor of β also reduces the number of iterations required by a factor of β . As a result the flops per epoch remains fixed at $O(mnrq)$ despite requiring more flops per iteration. Since larger batch sizes do not change the flops per epoch, they are likely to result in performance *improvements* due to better hardware efficiency.

A more detailed analysis of fully connected, convolutional and batch normalization layers can be found in the Appendix A, where we verify that the computation required for forward and backward propagation is indeed a linear function of the batch size. Our experimental results in Section 4 confirm these conclusions for CNNs.

4 EXPERIMENTAL RESULTS

In this section, we illustrate the accuracy tradeoffs and performance improvements of our adaptive batch size technique. We test this technique using the VGG (Simonyan & Zisserman, 2014), ResNet (He et al., 2016), and AlexNet (Krizhevsky et al., 2012) deep learning networks on CIFAR-10 (Krizhevsky et al., 2009a), CIFAR-100 (Krizhevsky et al., 2009b), and ImageNet (Deng et al., 2009) datasets. We implement our algorithms using PyTorch version 0.1.12 with GPU acceleration. Our experimental platform consists of 4 NVIDIA Tesla P100 GPUs interconnected via NVIDIA NVLink.

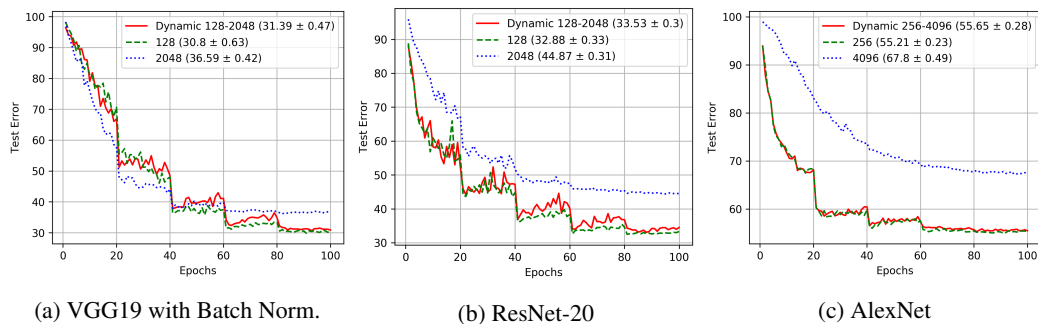


Figure 2: Comparison of CIFAR-100 test errors for adaptive versus fixed small and large batch sizes. The plots show the lowest test error and report mean \pm standard deviation over 5 trials.

4.1 FIXED VS. DYNAMIC BATCH SIZES

As we have illustrated in Section 2, learning rate decay is a widely used technique to avoid stagnation during training. While learning rate schedules may help improve test error, they rarely lead to faster training times. We begin by performing experiments to validate our claim that adaptive batch sizes can be used without significantly affecting test accuracy. For these experiments, we use SGD with momentum of 0.9, weight decay of 5×10^{-4} , and perform 100 epochs of training. We use a base learning rate of $\alpha = 0.01$ and decay it every 20 epochs. For the adaptive method we decay the learning rate by 0.75 and simultaneously double the batch size at the same 20-epoch intervals. The learning rate decay of 0.75 and batch size doubling combine for an *effective* learning rate decay of 0.375; therefore, we use a learning rate decay of 0.375 for the fixed batch size experiments for the most direct comparison. All experiments in this section are performed on a single Tesla P100.

Figure 1 shows the test error on the CIFAR-10 dataset for (1a) VGG19 with batch normalization, (1b) ResNet-20, and (1c) AlexNet. For AlexNet the fixed batch sizes are 512 and 8192. For VGG19 and ResNet-20 the fixed batch sizes are 256 and 4096, which are smaller due to the constraint of fitting within the memory of a single GPU. Figure 1 plots the best test error for each batch size setting, but reports the mean and standard deviation over five trials in the legends. The noticeable drops in test error every 20 epochs are due to the learning rate decay. We observed that the adaptive batch size technique attained mean test errors within 1% of the smallest fixed batch size. Compared to the largest fixed batch sizes, the adaptive technique attained significantly lower test errors. Note that the fixed batch size experiments for VGG19 and ResNet-20 attain test errors comparable to those reported in prior work (He et al., 2016).

Figure 2 shows similar results on the CIFAR-100 dataset for the same networks and batch size settings. Once again, we see that the adaptive batch size technique attains test errors within 1% of the smallest fixed batch size. Our results indicate that learning rate schedules and batch size schedules are related and complementary. Both can be used to achieve similar effects on test accuracy. However, adapting the batch size provides the additional advantage of better efficiency and scalability without the need to sacrifice test error.

Network	Batch Size	Forward Time (speedup)	Backward Time (speedup)
VGG19_BN	128	933.79 sec. (1 \times)	1571.35 sec. (1 \times)
	128-2048	707.13 sec. (1.32 \times)	1322.59 sec. (1.19 \times)
ResNet-20	128	256.59 sec. (1 \times)	661.35 sec. (1 \times)
	128-2048	218.97 sec. (1.17 \times)	578.63 sec. (1.14 \times)
AlexNet	256	66.24 sec. (1 \times)	129.39 sec. (1 \times)
	256-4096	44.34 sec. (1.49 \times)	89.69 sec. (1.44 \times)

Table 1: Comparison of CIFAR-100 forward and backward propagation running time over 100 epochs for adaptive versus fixed batch sizes. The table shows mean over 5 trials.

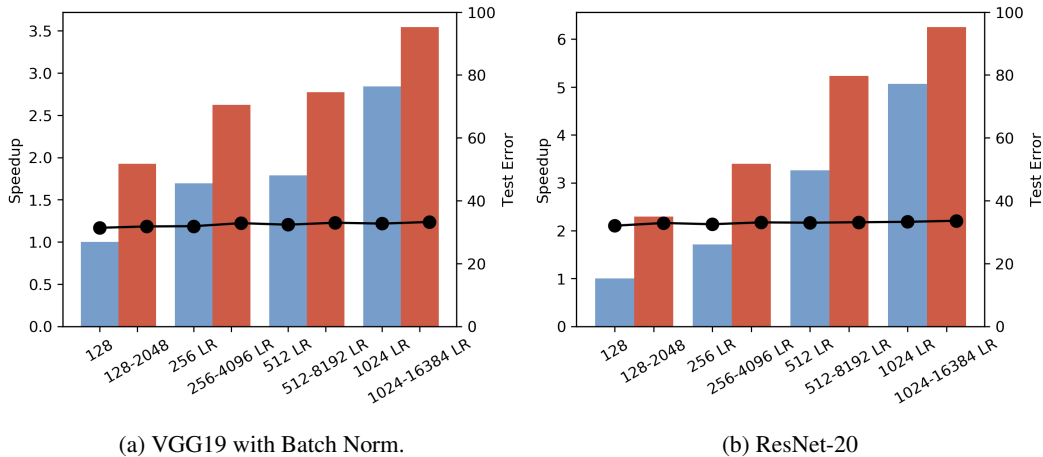


Figure 3: Comparison of CIFAR-100 speedup (left vertical axis) and test errors (right vertical axis) for adaptive (in red) vs. fixed batch sizes (in blue), where “LR” uses gradual learning rate scaling for the first 5 epochs.

Table 1 quantifies the efficiency improvements that come from adaptive batch sizes. We report the running times on the CIFAR-100 dataset over 100 epochs of training. We omit the largest batch sizes from the table since they do not achieve comparable test errors. We also omit CIFAR-10 performance results since it is the same dataset. For all networks tested, we observed that the mean forward and backward propagation running times of adaptive batch sizes were better.

4.2 MULTI-GPU PERFORMANCE

While the speedups on a single GPU are modest, the ability to use batch sizes up to 4096 allows for better scalability in multi-GPU settings. As we have illustrated, adaptively increasing the batch size can act like a learning rate decay. In particular, we have experimentally shown that doubling the batch size behaves similarly to halving the learning rate. This suggests that our adaptive batch size technique can be applied to existing large batch size training techniques (Goyal et al., 2017; You et al., 2017). In this section, we will combine the former approach with our adaptive batch size technique and explore the test error and performance tradeoffs. Note that we do not use the latter approach since we would like to ensure our distributed batch sizes fit in each GPU’s memory. We use PyTorch’s `torch.nn.DataParallel` facility to parallelize across the 4 Tesla P100 GPUs in our test system.

We perform our experiments on CIFAR-100 using VGG19 with Batch Normalization and ResNet-20. We use SGD with momentum of 0.9 and weight decay of 5×10^{-4} . The baseline settings for both networks are fixed batch sizes of 128, base learning rate of 0.1, and learning rate decay by a factor of 0.25 every 20 epochs. The adaptive batch size experiments start with large initial batch sizes, perform gradual learning rate scaling over 5 epochs and double the batch every 20 epochs and decay learning rate by 0.5. We perform 100 epochs of training for all settings.

Figure 3 shows the speedups (left vertical axis) and test errors (right vertical axis) on (3a) VGG19 and (3b) ResNet-20. All speedups are normalized against the baseline fixed batch size of 128. The additional “LR” labels on the horizontal axis indicate settings which require a gradual learning rate scaling in the first 5 epochs. Compared to the baseline fixed batch size setting, we see that adaptive 1024–16384 batch size attains average speedups (over 5 trials) of $3.54\times$ (VGG19) and $6.25\times$ (ResNet-20) with less than 2% difference in test error. Note that the speedups are attained due to the well-known observation that large batch sizes train faster (Goyal et al., 2017; Keskar et al., 2016; Das et al., 2016). It is also useful to note that our approach can scale to more GPUs due to the use of progressively large batch sizes.

Figure 4 shows the test error curves for 4 batch size settings: fixed 128, adaptive 128–2048, fixed 1024 with learning rate warmup, and adaptive 1024–16384 with learning rate warmup. We report

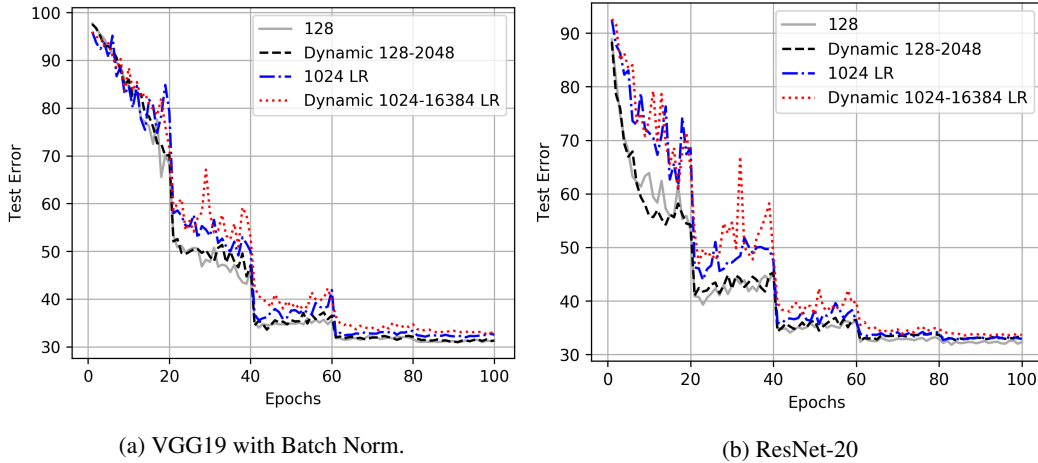


Figure 4: Comparison of CIFAR-100 test errors curves for adaptive versus fixed batch sizes.

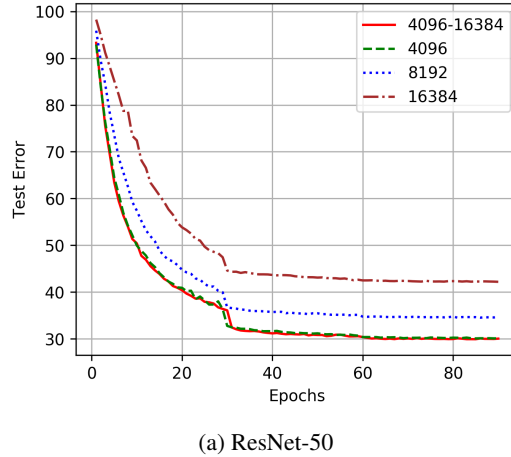


Figure 5: Comparison of ImageNet test errors curves for adaptive versus fixed batch sizes.

results for VGG19 with batch norm and ResNet-20 on the CIFAR-100 dataset. These experiments illustrate that adaptive batch sizes converge to test errors that are similar ($< 1\%$ difference) to their fixed batch size counterparts. Furthermore, the results indicate that adaptive batch sizes can be coupled with the gradual learning rate warmup technique (Goyal et al., 2017) to yield progressively larger batch sizes during training. We conjecture that our adaptive batch size technique can also be coupled with layer-wise learning rates (You et al., 2017) for even larger batch size training.

4.3 IMAGENET TRAINING WITH ADABATCH

In this section, we illustrate the accuracy and convergence of AdaBatch on ImageNet training with the ResNet-50 network. Once again we use PyTorch as the deep learning framework and its `DataParallel` API to parallelize over 4 NVIDIA Tesla P100 GPUs. Due to the large number of parameters, we are only able to fit a batch of 512 in multi-GPU memory. When training batch sizes > 512 we choose to accumulate gradients. For example, when training with a batch size of 1024 we perform two forward and backward passes with batch size 512 and accumulate the gradients before updating the weights. The effective batch size for training is thus 1024, as desired, however the computations are split into two iterations with batch size 512. Due to this gradient accumulation we do not report performance results.

Figure 5 shows the evolution of the test error over 90 Epochs of training. We train ResNet-50 with a starting learning rate of 0.1 which is decayed by 0.1 every 30 epochs. The network is trained using SGD with momentum of 0.9 and weight decay of 1×10^{-4} . For the AdaBatch experiment we double the batch size and decay the learning rate by 0.2 every 30 epochs. Note that the effective learning rate for AdaBatch and fixed batch sizes is the same for fair comparison. As the results indicate, AdaBatch convergence closely matches the fixed 4096 batch size. Fixed batch sizes of 8192 and 16,384 do not converge to the test errors of fixed batch size 4096 and AdaBatch. These results indicate that AdaBatch attains the same test error as fixed, small batches, but with the advantage of eventually training with a large batch size of 16,384. Due to the progressively larger batch sizes, it is likely that AdaBatch will achieve higher performance and train faster.

5 CONCLUSION

In this paper we have developed an adaptive scheme that dynamically varies the batch size during training. We have shown that using our scheme for AlexNet, ResNet and VGG neural network architectures with CIFAR-10, CIFAR-100 and ImageNet datasets we can maintain the better test accuracy of small batches, while obtaining higher performance often associated with large batches. In particular, our results demonstrate that adaptive batch sizes can attain speedups of up to $6.25 \times$ on 4 NVIDIA P100 GPUs with less than 1% accuracy difference when compared to fixed batch size baselines. Also, we have briefly analysed the effects of choosing larger batch size with respect to learning rate, test accuracy and performance as well as work per epoch. In the future, we would like to explore the effects of different schedules for adaptively resizing the batch size, including possibly shrinking it to improve convergence properties of the algorithm.

6 ACKNOWLEDGEMENTS

The authors would like to thank Cris Cecka, Natalia Gimelshein, Boris Ginsburg, Oleksii Kuchaiev and Sean Treichler for their insightful comments and suggestions.

REFERENCES

- Lukas Balles, Javier Romero, and Philipp Hennig. Coupling adaptive batch sizes with learning rates. In *Proceedings of the Thirty-Third Conference on Uncertainty in Artificial Intelligence (UAI)*, pp. 410–419, 2017.
- Christopher M. Bishop. *Neural Networks for Pattern Recognition*. Oxford University Press, 1995.
- Leon Bottou, Frank E. Curtis, and Jorge Nocedal. Optimization methods for large scale machine learning. *Technical Report*, arXiv:1606.04838, 2016. URL <https://arxiv.org/abs/1606.04838>.
- Richard H Byrd, Gillian M Chin, Jorge Nocedal, and Yuchen Wu. Sample size selection in optimization methods for machine learning. *Mathematical programming*, 134(1):127–155, 2012.
- Hadi Daneshmand, Aurelien Lucchi, and Thomas Hofmann. Starting small - learning with adaptive sample sizes. In *Proceedings of The 33rd International Conference on Machine Learning*, volume 48 of *Proceedings of Machine Learning Research*, pp. 1463–1471, New York, New York, USA, 20–22 Jun 2016. PMLR.
- Dipankar Das, Sasikanth Avancha, Dheevatsa Mudigere, Karthikeyan Vaidynathan, Srinivas Sridharan, Dhiraaj Kalamkar, Bharat Kaul, and Pradeep Dubey. Distributed deep learning using synchronous stochastic gradient descent. *arXiv preprint arXiv:1602.06709*, 2016. URL <https://arxiv.org/abs/1602.06709>.
- Soham De, Abhay Yadav, David Jacobs, and Tom Goldstein. Big Batch SGD: Automated Inference using Adaptive Batch Sizes. *ArXiv e-prints*, October 2016.
- Jia Deng, Wei Dong, Richard Socher, Li-Jia Li, Kai Li, and Li Fei-Fei. ImageNet: A Large-Scale Hierarchical Image Database. In *CVPR09*, 2009.

-
- Michael P. Friedlander and Mark Schmidt. Hybrid deterministic-stochastic methods for data fitting. *SIAM Journal on Scientific Computing*, 34(3):A1380–A1405, 2012. doi: 10.1137/110830629.
- Ian Goodfellow, Yoshua Bengio, and Aaron Courville. *Deep Learning*. MIT Press, 2016.
- Priya Goyal, Piotr Dollár, Ross B. Girshick, Pieter Noordhuis, Lukasz Wesolowski, Aapo Kyrola, Andrew Tulloch, Yangqing Jia, and Kaiming He. Accurate, large minibatch SGD: training imagenet in 1 hour. *CoRR*, abs/1706.02677, 2017. URL <http://arxiv.org/abs/1706.02677>.
- Reza Harikandeh, Mohamed Osama Ahmed, Alim Virani, Mark Schmidt, Jakub Konečný, and Scott Sallinen. Stop wasting my gradients: Practical SVRG. In *Advances in Neural Information Processing Systems* 28, pp. 2251–2259. Curran Associates, Inc., 2015.
- Kaiming He, Xiangyu Zhang, Shaoqing Ren, and Jian Sun. Deep residual learning for image recognition. In *Proceedings of the IEEE conference on computer vision and pattern recognition*, pp. 770–778, 2016.
- Sergey Ioffe and Christian Szegedy. Batch normalization: Accelerating deep network training by reducing internal covariate shift. In *Proceedings of the 32nd International Conference on Machine Learning*, volume 37 of *Proceedings of Machine Learning Research*, pp. 448–456, Lille, France, 07–09 Jul 2015. PMLR. URL <http://proceedings.mlr.press/v37/ioffe15.html>.
- Nitish Shirish Keskar, Dheevatsa Mudigere, Jorge Nocedal, Mikhail Smelyanskiy, and Ping Tak Peter Tang. On large-batch training for deep learning: Generalization gap and sharp minima. *arXiv preprint arXiv:1609.04836*, 2016. URL <https://arxiv.org/abs/1609.04836>.
- Alex Krizhevsky, Vinod Nair, and Geoffrey Hinton. CIFAR-10 (Canadian Institute for Advanced Research), 2009a. URL <http://www.cs.toronto.edu/~kriz/cifar.html>.
- Alex Krizhevsky, Vinod Nair, and Geoffrey Hinton. CIFAR-100 (Canadian Institute for Advanced Research), 2009b. URL <http://www.cs.toronto.edu/~kriz/cifar.html>.
- Alex Krizhevsky, Ilya Sutskever, and Geoffrey E Hinton. Imagenet classification with deep convolutional neural networks. In *Advances in Neural Information Processing Systems* 25, pp. 1097–1105. Curran Associates, Inc., 2012. URL <http://papers.nips.cc/paper/4824-imagenet-classification-with-deep-convolutional-neural-networks.pdf>.
- Maxim Naumov. Feedforward and recurrent neural networks backward propagation and Hessian in matrix form. *Technical Report*, arXiv:1709.06080, 2017. URL <https://arxiv.org/abs/1709.06080>.
- NVIDIA. NVIDIA Tesla P100 GPU Architecture, 2016. URL <http://www.nvidia.com/object/pascal-architecture-whitepaper.html>.
- NVIDIA. NVIDIA Tesla V100 GPU Architecture, 2017. URL <http://www.nvidia.com/object/volta-architecture-whitepaper.html>.
- Karen Simonyan and Andrew Zisserman. Very deep convolutional networks for large-scale image recognition. *CoRR*, abs/1409.1556, 2014. URL <http://arxiv.org/abs/1409.1556>.
- Samuel L. Smith, Pieter-Jan Kindermans, and Quoc V. Le. Don’t Decay the Learning Rate, Increase the Batch Size. *arXiv preprint arXiv:1711.00489*, 2017. URL <https://arxiv.org/abs/1711.00489>.
- Yang You, Igor Gitman, and Boris Ginsburg. Scaling SGD batch size to 32K for ImageNet training. *CoRR*, abs/1708.03888, 2017. URL <http://arxiv.org/abs/1708.03888>.

A APPENDIX: DETAILED ANALYSIS OF LAYERS

The neural networks used in this work are largely formed from a composition of convolution (Goodfellow et al., 2016), batch normalization (Ioffe & Szegedy, 2015) and fully connected layers (Bishop, 1995), which are briefly reviewed next. During backward propagation, weight updates are always performed using the following rule:

$$W_{new} = W - \frac{\alpha}{r} \Delta W \quad (8)$$

for some matrix ΔW , batch size r and learning rate α .

A.1 LOSS FUNCTION

The choice of the loss function \mathcal{L} often depends on a particular application. In this paper we will assume, without loss of generality, that we are using cross entropy loss which can be written as

$$\mathcal{L} = \frac{1}{q} \sum_{t=1}^q \left(\frac{1}{r} \sum_{s=1}^r \mathcal{E}(\mathbf{x}) \right) \quad (9)$$

where index t is over batches, s is over batch elements, and for a particular data sample

$$\mathcal{E}(\mathbf{x}) = - \sum_{i=1}^M z_i^* \log(p_i) \quad (10)$$

with the softmax function

$$p_i = \frac{e^{z_i^{(l)}}}{\sum_{j=1}^M e^{z_j^{(l)}}} \quad (11)$$

and probability $\mathbf{p} = [p_i]$, target $\mathbf{z}^* = [z_i^*]$ as well as computed $\mathbf{z}^{(l)} = [z_i^{(l)}]$ at the output level l .

Notice that if the target vectors represents the assignment of inputs into classes and that a given input belongs only to a particular class, then only a single i -th component of \mathbf{z}^* is non-zero and therefore

$$\mathcal{E}(\mathbf{x}) = -z_i^* \log(p_i) \quad (12)$$

A.2 FULLY CONNECTED LAYER

A fully connected layer with input $\mathbf{x} \in \mathbb{R}^n$, intermediate $\mathbf{y} \in \mathbb{R}^m$ and output $\mathbf{z} \in \mathbb{R}^m$ is written as

$$\mathbf{z} = \mathbf{f}(\mathbf{y}) \quad (13)$$

$$\mathbf{y} = W\mathbf{x} + \mathbf{b} \quad (14)$$

where $W \in \mathbb{R}^{m \times n}$ is a matrix of weights, $\mathbf{b} \in \mathbb{R}^m$ is a vector of biases, and $\mathbf{f}(\cdot)$ is a component-wise application of activation function $f(\cdot)$.

In backward propagation, the weight updates are based on the weight gradient components

$$\frac{\partial \mathcal{E}}{\partial w_{ij}} = \left(\frac{\partial \mathcal{E}}{\partial z_i} \right) \left(\frac{\partial z_i}{\partial y_i} \right) \left(\frac{\partial y_i}{\partial w_{ij}} \right) \quad (15)$$

$$= \left(\frac{\partial \mathcal{E}}{\partial z_i} \right) f'(y_j) x_j \quad (16)$$

where the first term corresponds to the error gradient component. For the cross entropy loss in (10) at the output layer l the error gradient component can be written as

$$\frac{\partial \mathcal{E}}{\partial z_i} = p_i - z_i^* \quad (17)$$

while at the hidden layers it can be expressed as

$$\frac{\partial \mathcal{E}}{\partial x_i} = \sum_{j=1}^n \left(\frac{\partial \mathcal{E}}{\partial z_j} \right) \left(\frac{\partial z_j}{\partial y_j} \right) \left(\frac{\partial y_j}{\partial x_i} \right) \quad (18)$$

$$= \sum_{j=1}^n \left(\frac{\partial \mathcal{E}}{\partial z_j} \right) f'(y_j) w_{ji} \quad (19)$$

Therefore, the error gradient in matrix form can be written as

$$\mathbf{v}^{(l)} = (\mathbf{p} - \mathbf{z}^*) \circ \mathbf{f}'(\mathbf{y}^{(l)}) \quad (20)$$

$$\mathbf{v}^{(k)} = \left(W^T \mathbf{v}^{(k+1)} \right) \circ \mathbf{f}'(\mathbf{y}^{(k)}) \quad (21)$$

for $k = 1, \dots, l-1$ and Hadamard (element-wise) matrix product denoted by \circ .

Therefore, for a batch of size r the weight update is given by

$$W_{new}^{(k)} = W^{(k)} - \frac{\alpha}{r} \Delta W^{(k)} \quad (22)$$

$$\Delta W^{(k)} = \sum_{i=1}^r \mathbf{v}_i^{(k)} \mathbf{x}_i^T \quad (23)$$

where α is the learning rate (Naumov, 2017).

Notice that the computation to perform forward in (13)–(14) and backward propagation in (21)–(23) for the fully connected layer requires $O(mnr)$ flops, which depends linearly on the batch size.

A.3 CONVOLUTION LAYER

Let m and n be the height and length of the input $A = [a_{gh}] \in \mathbb{R}^{m \times n}$, while k_1 and k_2 be the dimensions of the kernel $W = [w_{ij}] \in \mathbb{R}^{k_1 \times k_2}$. Also, let s_1 and s_2 be the vertical and horizontal strides, respectively. Further, let us assume that the input is padded so that divisions are exact when computing the vertical $m' = (m - k_1)/s_1 + 1$ and horizontal $n' = (n - k_2)/s_2 + 1$ dimensions of the output. We denote a 2D convolution $\Theta = [\theta_{gh}] \in \mathbb{R}^{m' \times n'}$ of input A and kernel W as

$$\Theta = A \odot W \quad (24)$$

where

$$\theta_{gh} = \sum_{i=1}^{k_1} \sum_{j=1}^{k_2} w_{ij} a_{k_1+g'-i, k_2+h'-j} \quad (25)$$

$$= \sum_{i=0}^{k_1-1} \sum_{j=0}^{k_2-1} w_{k_1-i, k_2-j} a_{g'+i, h'+j} \quad (26)$$

where $g' = (g-1)s_1 + 1$ and $h' = (h-1)s_2 + 1$. Notice that if both strides $s_1 = s_2 = 1$ then $g' = g$ and $h' = h$.

Also, notice that in (25) we index elements of the kernel W in increasing order, while of the input A in decreasing order, and vice-versa in (26). It is important to note that indexing elements of W in increasing order is equivalent to indexing in decreasing order the elements of matrix $P^T W Q$, where permutations P and Q correspond to 180° rotation of the convolution kernel W .

Then, a 2D convolution layer with output $O = [o_{gh}] \in \mathbb{R}^{m' \times n'}$ can be written as

$$o_{gh} = f(c_{gh}) \quad (27)$$

$$c_{gh} = \theta_{gh} + b_{gh} \quad (28)$$

where θ_{gh} is defined in (25), $B = [b_{gh}] \in \mathbb{R}^{m' \times n'}$ is a matrix of bias and $f(\cdot)$ is an activation function.

In backward propagation, the weight updates are based on the weight gradient components

$$\frac{\partial \mathcal{E}}{\partial w_{ij}} = \sum_{g=1}^{m'} \sum_{h=1}^{n'} \left(\frac{\partial \mathcal{E}}{\partial o_{gh}} \right) \left(\frac{\partial o_{gh}}{\partial c_{gh}} \right) \left(\frac{\partial c_{gh}}{\partial w_{ij}} \right) \quad (29)$$

$$= \sum_{g=1}^{m'} \sum_{h=1}^{n'} \left(\frac{\partial \mathcal{E}}{\partial o_{gh}} \right) f'(c_{gh}) a_{k_1-i+g', k_2-j+h'} \quad (30)$$

where the first term corresponds to the error gradient component, which can be expressed as

$$\frac{\partial \mathcal{E}}{\partial a_{st}} = \sum_{g=1}^{m'} \sum_{h=1}^{n'} \left(\frac{\partial \mathcal{E}}{\partial o_{gh}} \right) \left(\frac{\partial o_{gh}}{\partial c_{gh}} \right) \left(\frac{\partial c_{gh}}{\partial a_{st}} \right) \quad (31)$$

$$= \sum_{g=1}^{m'} \sum_{h=1}^{n'} \left(\frac{\partial \mathcal{E}}{\partial o_{gh}} \right) f'(c_{gh}) w_{k_1-s+g', k_2-t+h'} \quad (32)$$

$$= \sum_{i=1}^{k'_1} \sum_{j=1}^{k'_2} \left(\frac{\partial \mathcal{E}}{\partial o_{s'+i, t'+j}} \right) f'(c_{s'+i, t'+j}) w_{i', j'} \quad (33)$$

where we have used an index switch $i' = (i-1)s_1 + 1 + (s-1)\%s_1$, $j' = (j-1)s_2 + 1 + (t-1)\%s_2$, $k'_1 = \lfloor (k_1-1)/s_1 \rfloor + 1$, $k'_2 = \lfloor (k_2-1)/s_2 \rfloor + 1$, $s' = \lfloor (s-k_1)/s_1 \rfloor$ and $t' = \lfloor (t-k_2)/s_2 \rfloor$ to obtain (33). Also, notice that $s-k_1+1 \leq g' \leq s$ and $t-k_2+1 \leq h' \leq t$ in (32), while $s'+i > 0$ and $t'+j > 0$ in (33), otherwise the elements with corresponding indices in the summation are considered to be 0. Finally, $\%$ denotes a modulo operation.

Therefore, the error gradient in matrix form can be written as

$$V^{(k)} = \left(V^{(k+1)} \odot (\bar{P}^T W \bar{Q}) \right) \circ \mathbf{f}'(C^{(k)}) \quad (34)$$

for $k = 1, \dots, l-1$ and where permutation and selection matrices \bar{P} and \bar{Q} correspond to selection of elements with strides s_1 and s_2 as well as 180° rotation of the convolution kernel W ¹.

Therefore, for a batch of size r the weight update is given by

$$W_{new}^{(k)} = W^{(k)} - \frac{\alpha}{r} \Delta W^{(k)} \quad (35)$$

$$\Delta W^{(k)} = \sum_{i=1}^r (P^T A Q) \odot V^{(k)} \quad (36)$$

where permutations P and Q correspond to 180° rotation of the input A .

Notice that for the convolutional layer the computation to perform forward propagation in (27)–(28) requires $O(k_1 k_2 m' n' r)$ flops and backward propagation in (34)–(36) requires $O(k'_1 k'_2 m n r)$ flops, which both depend linearly on the batch size.

¹For example, let a matrix

$$W = \begin{pmatrix} w_{11} & w_{12} & w_{13} & w_{14} \\ w_{21} & w_{22} & w_{23} & w_{24} \\ w_{31} & w_{32} & w_{33} & w_{34} \\ w_{41} & w_{42} & w_{43} & w_{44} \\ w_{51} & w_{52} & w_{53} & w_{54} \\ w_{61} & w_{62} & w_{63} & w_{64} \end{pmatrix}$$

Notice that we can select elements with stride $s_1 = 3$ and $s_2 = 2$, as well as perform 180° rotation of the result

$$\bar{P}^T W \bar{Q} = \begin{pmatrix} w_{43} & w_{41} \\ w_{13} & w_{11} \end{pmatrix}$$

using permutation and selection matrices

$$\bar{P}^T = \begin{pmatrix} 0 & 0 & 0 & 1 & 0 & 0 \\ 1 & 0 & 0 & 0 & 0 & 0 \end{pmatrix} \text{ and } \bar{Q} = \begin{pmatrix} 0 & 1 \\ 0 & 0 \\ 1 & 0 \\ 0 & 0 \end{pmatrix}$$

A.4 BATCH NORMALIZATION LAYER

A batch normalization layer works on the entire batch. Let the batched input to this layer be $X = [\mathbf{x}_1, \dots, \mathbf{x}_r] \in \mathbb{R}^{m \times r}$ and output be $Z = [\mathbf{z}_1, \dots, \mathbf{z}_r] \in \mathbb{R}^{m \times r}$, then it can be written as

$$Y = \frac{1}{\sqrt{r}} X \left(I - \frac{1}{r} \mathbf{e} \mathbf{e}^T \right) \quad (37)$$

$$D = \text{diag}(\mathbf{f}([\sum_{j=1}^r y_{1j}^2, \dots, \sum_{j=1}^r y_{mj}^2])) \quad (38)$$

$$\hat{X} = \sqrt{r} D^{-1} Y \quad (39)$$

$$Z = W \hat{X} + \mathbf{b} \mathbf{e}^T \quad (40)$$

where W is a diagonal matrix of weights, \mathbf{b} is a vector of bias, $\mathbf{f}(\cdot)$ is a component-wise application of $f(x) = \sqrt{x + \epsilon}$ and $\mathbf{e}^T = [1, \dots, 1]$. Notice that vector $\frac{1}{r} X \mathbf{e}$ and diagonal matrix D correspond to mean μ_B and variance σ_B^2 for each row of the batched input, respectively (Ioffe & Szegedy, 2015).

In backward propagation, the weight updates are based on the weight gradient components

$$\frac{\partial \mathcal{E}}{\partial w_{ii}} = \sum_{j=1}^r \left(\frac{\partial \mathcal{E}}{\partial z_{ij}} \right) \left(\frac{\partial z_{ij}}{\partial w_{ii}} \right) \quad (41)$$

$$= \sum_{j=1}^r \left(\frac{\partial \mathcal{E}}{\partial z_{ij}} \right) \hat{x}_{ij} \quad (42)$$

where the first term corresponds to the error gradient component, which can be expressed as

$$\frac{\partial \mathcal{E}}{\partial x_{ij}} = \sum_{k=1}^r \left(\frac{\partial \mathcal{E}}{\partial z_{ik}} \right) \left(\frac{\partial z_{ik}}{\partial \hat{x}_{ik}} \right) \left(\frac{\partial \hat{x}_{ik}}{\partial x_{ij}} \right) \quad (43)$$

$$= \sum_{k=1}^r \left(\frac{\partial \mathcal{E}}{\partial z_{ik}} \right) w_{ii} \frac{\sqrt{r}}{d_{ii}^2} \left(d_{ii} \frac{\partial y_{ik}}{\partial x_{ij}} - y_{ik} \frac{\partial d_{ii}}{\partial x_{ij}} \right) \quad (44)$$

$$= \sum_{k=1}^r \left(\frac{\partial \mathcal{E}}{\partial z_{ik}} \right) \frac{w_{ii}}{d_{ii}} \left((\delta_{kj} - \frac{1}{r}) - \frac{y_{ik}}{d_{ii}^2} \sum_{h=1}^r y_{ih} (\delta_{hj} - \frac{1}{r}) \right) \quad (45)$$

where δ_{kj} is the Kronecker delta.

Therefore, the error gradient in matrix form can be written as

$$\hat{Y} = Y \left(I - \frac{1}{r} \mathbf{e} \mathbf{e}^T \right) \quad (46)$$

$$\hat{V}^{(k+1)} = V^{(k+1)} \left(I - \frac{1}{r} \mathbf{e} \mathbf{e}^T \right) \quad (47)$$

$$\hat{U}^{(k+1)} = (V^{(k+1)} \circ Y) \mathbf{e} \mathbf{e}^T \quad (48)$$

$$V^{(k)} = D^{-1} W \left(\hat{V}^{(k+1)} - D^{-2} (\hat{U}^{(k+1)} \circ \hat{Y}) \right) \quad (49)$$

for $k = 1, \dots, l-1$ and Hadamard (element-wise) matrix product denoted by \circ .

Therefore, for a batch of size r the weight update is given by

$$W_{new}^{(k)} = W^{(k)} - \frac{\alpha}{r} \Delta W^{(k)} \quad (50)$$

$$\Delta W^{(k)} = \text{diag}([\sum_{j=1}^r v_{1j}^{(k)} \hat{x}_{1j}, \dots, \sum_{j=1}^r v_{mj}^{(k)} \hat{x}_{mj}]) \quad (51)$$

Notice that the computation to perform forward in (37)–(40) and backward propagation in (46)–(51) for the batch normalization layer requires $O(mr)$ flops, which depends linearly on the batch size.