

Composite Quantization

Jingdong Wang and Ting Zhang

Abstract—This paper studies the compact coding approach to approximate nearest neighbor search. We introduce a composite quantization framework. It uses the composition of several (M) elements, each of which is selected from a different dictionary, to accurately approximate a D -dimensional vector, thus yielding accurate search, and represents the data vector by a short code composed of the indices of the selected elements in the corresponding dictionaries. Our key contribution lies in introducing a near-orthogonality constraint, which makes the search efficiency is guaranteed as the cost of the distance computation is reduced to $O(M)$ from $O(D)$ through a distance table lookup scheme. The resulting approach is called near-orthogonal composite quantization. We theoretically justify the equivalence between near-orthogonal composite quantization and minimizing an upper bound of a function formed by jointly considering the quantization error and the search cost according to a generalized triangle inequality. We empirically show the efficacy of the proposed approach over several benchmark datasets. In addition, we demonstrate the superior performances in other three applications: combination with inverted multi-index, quantizing the query for mobile search, and inner-product similarity search.

Index Terms—Approximate Nearest Neighbor Search, Quantization, Composite Quantization, Near-Orthogonality.

1 INTRODUCTION

NEAREST neighbor (NN) search has been a fundamental research topic in machine learning, computer vision, and information retrieval [31]. The goal of NN search, given a query \mathbf{q} , is to find a vector $\text{NN}(\mathbf{q})$ whose distance to the query is the smallest from N D -dimensional reference (database) vectors.

The straightforward solution, linear scan, is to compute the distances to all the database vectors whose time cost is $O(ND)$ and is very time-consuming, and thus impractical for large scale high-dimensional cases. Multi-dimensional indexing methods, such as the k -d tree [6], have been developed to speed up exact search. For high-dimensional cases it turns out that such approaches are not much more efficient (or even less efficient) than linear scan.

Approximate nearest neighbor (ANN) search has been attracting a lot of interests because of competitive search accuracy and tractable storage and search time cost. The algorithms can be split into two main categories: (1) accelerating the search by comparing the query with a small part of reference vectors through an index structure, such as random k -d trees [32], FLANN [25], and neighborhood graph [34]; and (2) accelerating the distance computation between the query and the reference vectors through the compact coding technique, i.e., converting the database vectors into short codes, with typical solutions including hashing [10], [23], [33], [40], quantization [16], [27], [42].

In this paper, we introduce a composite quantization framework to convert vectors to compact codes. The idea is to approximate a vector using the composition (addition) of M elements each selected from one dictionary, and to represent this vector by a short code composed of the indices of the selected elements. The way of adding the selected dictionary elements is different from concatenating the selected dictionary elements (subvectors) adopted in product quantization [16] and its extensions, Cartesian k -means [27]

and optimized product quantization [7], that divide the space into partitions and conduct k -means separately over each partition to obtain the dictionaries. The advantage is that the vector approximation, and accordingly the distance approximation of a query to the database vector, is more accurate, yielding more accurate nearest neighbor search.

To efficiently evaluate the distance between a query and the short code representing the database vector, we first present a naive solution, called orthogonal composite quantization, by introducing orthogonality constraints, i.e., the dictionaries are mutually orthogonal. The benefit is that the approximated distance can be calculated from the distance of the query to each selected element, taking only a few distance table lookups, and that the time cost is reduced to $O(M)$ from $O(D)$. Furthermore, we propose a better solution, called near-orthogonal composite quantization, by relaxing orthogonality constraints to near-orthogonality constraints, i.e., the summation of the inner products of all pairs of elements that are used to approximate the vector but from different dictionaries is constant. The distance computation is still efficient, while the distance approximation is more accurate, and accordingly the search accuracy is higher.

The resulting near-orthogonal composite quantization (NOCQ) is justified in both theory and experiments. We present a generalized triangle inequality, theoretically explaining that near-orthogonal composite quantization is equivalent to minimizing an upper bound of a function that is formed by jointly considering the quantization error and the search time cost. We also show that product quantization [16] and Cartesian k -means [27] are constrained versions of NOCQ: NOCQ relaxes the orthogonality constraint between dictionaries and does not require the explicit choice of the dimension of each subspace corresponding to each dictionary. We present empirical results over several standard datasets demonstrate that the proposed approach achieves state-of-the-art performances in approximate nearest neighbor search in terms of the Euclidean distance.

• J. Wang and T. Zhang are with Microsoft Research, Beijing, P.R. China.
E-mail: {jingdw, tinzhan}@microsoft.com

In addition, we demonstrate the superior performances in other three applications: combination with inverted multi-index, quantizing the query for mobile search, and inner-product similarity search.

2 RELATED WORK

A comprehensive survey on learning to hash is given in [37], showing that the quantization algorithms [16], [27], [35], [37] achieve better search quality than hashing algorithms with Hamming distance, even with optimized or asymmetric distances [12], [36]. Thus, this paper only presents a brief review of the quantization algorithms.

Hypercube quantization, such as iterative quantization [10], isotropic hashing [20], harmonious hashing [39], angular quantization [8], can be regarded as a variant of scalar quantization by optimally rotating the data space and performing binary quantization along each dimension in the rotated space, with the quantization centers fixed at -1 and 1 (or equivalently 0 and 1). Such a way of fixing quantization centers puts a limit on the number of possible distances in the coding space, which also limits the accuracy of distance approximation even using optimized distances [12], [36]. Therefore, the overall search performance is not comparable to product quantization and Cartesian k -means.

Product quantization [16] divides the data space into (e.g., M) disjoint subspaces. Accordingly, each database vector is divided into M subvectors, and the whole database is also split into M sub-databases. A number of clusters are obtained by conducting k -means over each sub-database. Then a database vector is approximated by concatenating the nearest cluster center of each subspace, yielding a representation with a short code containing the indices of the nearest cluster centers. The computation of the distance between two vectors is accelerated by looking up a precomputed table.

Cartesian k -means [27] (or optimized product quantization [7]) improves the compositionability, i.e., vector approximation accuracy, by finding an optimal feature space rotation and then performing product quantization over the rotated space. Additive quantization [1], [5] further improves the compositionability by approximating a database vector using the summation of dictionary elements selected from different dictionaries, whose idea is similar to structured vector quantization [13] (a.k.a., multi-stage vector quantization and residual quantization). It has been applied to data compression [1] and inner product similarity search [5], yet is not suitable for search with Euclidean distance due to the lack of the acceleration of distance computation.

There are other attempts to improve product quantization in the other ways, such as distance-encoded product quantization [14] and locally optimized product quantization [19], which can also be combined with our approach in the same way. The hash table scheme is studied in [24] to accelerate the linear scan over the product quantization codes. Inverted multi-index [3] applies product quantization to build an inverted index for searching a very large scale database, with the ability of efficiently retrieving the candidates from a large number of inverted lists. Bilayer product quantization [4] improves the efficiency of distance

computation within the inverted multi-index framework. We will also apply the proposed approach to inverted multi-index to show its effectiveness.

This paper represents a very substantial extension of our previous conference paper [42]¹ with the introduction of alternative versions of near-orthogonal composite quantization, and an additional material added from our report [5]. The main technical novelties compared with [42] lie in three-fold. (1) We introduce two alternative objective functions: one is from the strict orthogonality constraint, and the other is from the generalized triangle inequality. (2) We present extensive analysis of composite quantization, including why quantization is proper for approximate nearest neighbor search, why multiple different dictionaries rather than a single dictionary are used. (3) We conduct more experiments, such as quantizing the query for mobile search, and inner-product similarity search.

3 PRELIMINARIES

Approximate nearest neighbor search. Nearest neighbor (NN) search is a problem of, given a query vector \mathbf{q} , finding a vector $\text{NN}(\mathbf{q})$ from a set of N D -dimensional reference vectors $\mathcal{X} = \{\mathbf{x}_1, \dots, \mathbf{x}_N\}$, such that its distance to the query vector is minimum, i.e., $\text{NN}(\mathbf{q}) = \arg \min_{\mathbf{x} \in \mathcal{X}} \text{dist}(\mathbf{q}, \mathbf{x})$. Here, $\text{dist}(\mathbf{q}, \mathbf{x})$ is a distance between \mathbf{q} and \mathbf{x} , and the Euclidean distance $\|\mathbf{q} - \mathbf{x}\|_2$ is a typical example. Approximate nearest neighbor (ANN) search, the focus of this paper, aims efficiently find a good guess of the exact nearest neighbor rather than the exact one.

Compact coding. The search cost of the naive linear scan algorithm is $O(ND)$, where D comes from the distance evaluation $\text{dist}(\mathbf{q}, \mathbf{x})$. Compact coding in general is a low-dimensional embedding approach and represents an input vector \mathbf{x} by a short descriptor $\mathbf{y} = f(\mathbf{x}; \theta)$. Here θ is the parameters, and \mathbf{y} could be a binary representation vector or a sequence of (M) binary codes, e.g., $\mathbf{y} = [y_1 y_2 \dots y_M]^T$ where y_m is a byte-valued variable. The application of compact coding to approximate nearest neighbor search uses the distance computed in the code space, as a substitute of the distance in the input space, to rank the reference vectors. The benefit is that the distance computation cost in the compact code space is reduced to $O(D')$, where $D' \ll D$, and consequently the search efficiency is improved.

Quantization. Quantization is a process of mapping a large set of input vectors to a countable (smaller) set of representative vectors (e.g., $\mathcal{C} = \{\mathbf{c}_1, \dots, \mathbf{c}_{K'}\}$), called dictionary. For instance, a reference vector \mathbf{x}_n is mapped to a dictionary element, $\bar{\mathbf{x}}_n = \mathbf{c}_{k^n}$, such that the reconstruction error is minimal, $\mathbf{c}_{k^n} = \arg \min_{\mathbf{c} \in \mathcal{C}} \|\mathbf{x}_n - \mathbf{c}\|_2$, and accordingly \mathbf{x}_n can be represented by a short code k^n . Quantization has been widely adopted in image and signal compression.

As a compact coding approach, quantization is successfully applied to approximate nearest neighbor search by using the asymmetric distance between the query \mathbf{q} and the quantized vector $\bar{\mathbf{x}}_n$, $\|\mathbf{q} - \bar{\mathbf{x}}_n\|_2$, to approximate the original distance, $\|\mathbf{q} - \mathbf{x}_n\|_2$. The search accuracy is guaranteed by the following theorem.

1. The terminology in this paper is different from the conference paper.

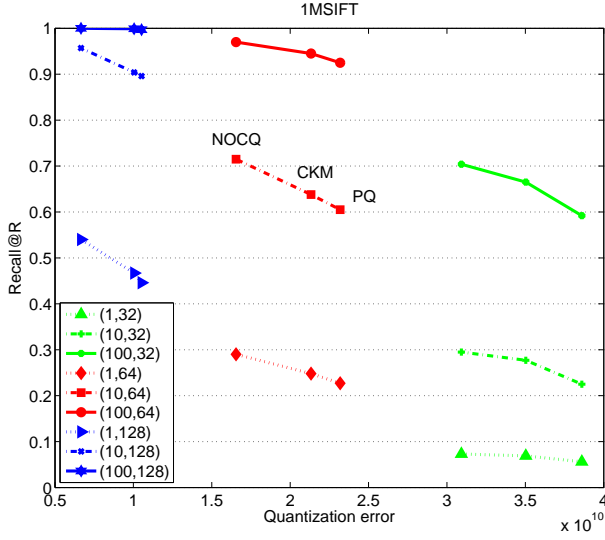


Fig. 1. Illustrating the relation between recall and distortion error. Red, green, and blue lines correspond to recall at positions 1, 10, and 100, respectively. For each color, the line segments from left to right correspond to 128, 64, and 32 bits. The mark on each line represents NOCQ, CKM, and PQ from left to right respectively. For (R, B) in the legend, R indicates the rank position to evaluate the recall, and B indicates the number of bits.

Theorem 1 (Triangle inequality). *The reconstruction error of the distances is upper-bounded: $\|\mathbf{q} - \bar{\mathbf{x}}_n\|_2 - \|\mathbf{q} - \mathbf{x}_n\|_2 \leq \|\bar{\mathbf{x}}_n - \mathbf{x}_n\|_2$.*

This suggests that the quantization error is an upper bound of the distance reconstruction error, and thus the search accuracy depends on the quantization quality: low quantization error usually leads to high search accuracy. An empirical comparison in terms of the quantization error (i.e., $\sum_{n=1}^N \|\mathbf{x}_n - \bar{\mathbf{x}}_n\|_2^2$) vs. the search accuracy among product quantization (PQ), cartesian k-means (CKM), and our approach, near-orthogonal composite quantization (NOCQ), is shown in Figure 1. We can see that the proposed approach is able to achieve lower quantization error and hence has better search performance.

Cartesian quantization. The state-of-the-art approach, which we call Cartesian quantization, constructs the dictionary \mathcal{C} from several (e.g., M) small dictionaries $\{\mathcal{C}_1, \mathcal{C}_2, \dots, \mathcal{C}_M\}$, called source dictionary, where $\mathcal{C}_m = \{\mathbf{c}_{m1}, \mathbf{c}_{m2}, \dots, \mathbf{c}_{mK_m}\}$ (for simplicity, we assume $K_1 = K_2 = \dots = K_M = K$), through the Cartesian product operation, $\mathcal{C} = \mathcal{C}_1 \times \mathcal{C}_2 \times \dots \times \mathcal{C}_M = \{(\mathbf{c}_{1k_1}, \mathbf{c}_{2k_2}, \dots, \mathbf{c}_{Mk_M}) \mid \mathbf{c}_{mk_m} \in \mathcal{C}_m\}$, where $K^M = \prod_{m=1}^M K_m$. M -tuples $(\mathbf{c}_{1k_1}, \mathbf{c}_{2k_2}, \dots, \mathbf{c}_{Mk_M})$ form the composite dictionary. The benefits include that several small dictionaries generate a larger composite dictionary, with the consequence that the quantization error can be smaller and that the encoding time is reduced while a longer code (larger dictionary) is actually used.

In contrast to the application to compression whose goal is to reconstruct the vector from the compact code, the application to approximate nearest neighbor search aims to accelerate the distance reconstruction. Typically, the distance between a query \mathbf{q} and a M -tuple $(\mathbf{c}_{1k_1}, \mathbf{c}_{2k_2}, \dots, \mathbf{c}_{Mk_M})$ that approximates a vector \mathbf{x} , is computed from the M distances $\{\text{dist}(\mathbf{q}, \mathbf{c}_{mk_m})\}_{m=1}^M$ through looking up the distance

table recording the distances between the query and the elements in the source dictionary, which reduces the time cost from $O(D)$ to $O(M)$.

Our proposed approach belongs to this Cartesian quantization category, which also contains the product quantization [16] and Cartesian k -means [27] (or optimized product quantization [7]), in which the dictionaries are mutual-orthogonal. The novelty of our approach lies in adopting the addition scheme to form the composite dictionary element from the M -tuples, which removes the mutual orthogonality constraint between the dictionaries, and introducing the near-orthogonality condition to theoretically guarantee the efficiency of the distance reconstruction.

4 FORMULATION

Composite quantization. Our approach forms the composite dictionary element from the M -tuples $(\mathbf{c}_{1k_1}, \mathbf{c}_{2k_2}, \dots, \mathbf{c}_{Mk_M})$ through an addition operation, $\sum_{m=1}^M \mathbf{c}_{mk_m}$. A vector \mathbf{x}_n is approximated as

$$\mathbf{x}_n \approx \bar{\mathbf{x}}_n = \sum_{m=1}^M \mathbf{c}_{mk_m^n}, \quad (1)$$

where k_m^n is the index of the element selected from the source dictionary \mathcal{C}_m for the n th reference vector \mathbf{x}_n . We find the dictionary by minimizing

$$\sum_{n=1}^N \|\mathbf{x}_n - \bar{\mathbf{x}}_n\|_2^2 = \sum_{n=1}^N \|\mathbf{x}_n - \sum_{m=1}^M \mathbf{c}_{mk_m^n}\|_2^2. \quad (2)$$

Given the approximation through composite quantization, $\mathbf{x} \approx \bar{\mathbf{x}} = \sum_{m=1}^M \mathbf{c}_{mk_m}$, the distance of a query \mathbf{q} to the approximation $\bar{\mathbf{x}}$ is

$$\|\mathbf{q} - \bar{\mathbf{x}}\|_2 = \|\mathbf{q} - \sum_{m=1}^M \mathbf{c}_{mk_m}\|_2. \quad (3)$$

It is time-consuming to reconstruct the approximate vector $\bar{\mathbf{x}}$ (taking $O(MD)$) and then compute the distance between \mathbf{q} and $\bar{\mathbf{x}}$ (taking $O(D)$). In the following, we introduce two solutions to accelerate the distance computation.

Orthogonal composite quantization. We introduce an extra constraint, mutual orthogonality of the M subspaces, each spanned by the corresponding dictionary:

$$\mathbf{C}_i^\top \mathbf{C}_j = \mathbf{0}, \quad \forall i \neq j \quad (4)$$

where \mathbf{C}_i is the matrix form of the i th dictionary. We show that composite quantization with this constraint, called orthogonal composite quantization (OCQ), makes the distance computation efficient.

Let \mathbf{P}_m be the subspace spanned by the dictionary \mathcal{C}_m . Assume that the M subspaces cover the whole D -dimensional space. The query \mathbf{q} is then transformed as below,

$$\mathbf{q} = \sum_{m=1}^M \mathbf{P}_m \mathbf{P}_m^\top \mathbf{q}. \quad (5)$$

The distance between the query and the approximate database vector is calculated in the following way,

$$\begin{aligned}
 & \|\mathbf{q} - \sum_{m=1}^M \mathbf{c}_{mk_m}\|_2^2 \\
 &= \left\| \sum_{m=1}^M \mathbf{P}_m \mathbf{P}_m^\top \mathbf{q} - \sum_{m=1}^M \mathbf{c}_{mk_m} \right\|_2^2 \\
 &= \left\| \sum_{m=1}^M (\mathbf{P}_m \mathbf{P}_m^\top \mathbf{q} - \mathbf{c}_{mk_m}) \right\|_2^2 \\
 &= \sum_{m=1}^M \|\mathbf{P}_m \mathbf{P}_m^\top \mathbf{q} - \mathbf{c}_{mk_m}\|_2^2 \\
 &= \sum_{m=1}^M \|\mathbf{P}_m^\top \mathbf{q} - \mathbf{P}_m^\top \mathbf{c}_{mk_m}\|_2^2. \tag{6}
 \end{aligned}$$

Consequently, the cost of the distance computation is reduced from $O(D)$ to $O(M)$ by looking up the precomputed table storing the distances between the query and the dictionary elements in each subspace.

Near-orthogonal composite quantization. We expand the distance computation into three terms:

$$\|\mathbf{q} - \sum_{m=1}^M \mathbf{c}_{mk_m}\|_2^2 = \sum_{m=1}^M \|\mathbf{q} - \mathbf{c}_{mk_m}\|_2^2 \tag{7}$$

$$- (M-1)\|\mathbf{q}\|_2^2 + \sum_{i=1}^M \sum_{j=1, j \neq i}^M \mathbf{c}_{ik_i}^\top \mathbf{c}_{jk_j}. \tag{8}$$

We can see that, given the query \mathbf{q} , the second term in the right-hand side, $-(M-1)\|\mathbf{q}\|_2^2$, is constant for all the database vectors. and hence is unnecessary to compute for nearest neighbor search.

The first term $\sum_{m=1}^M \|\mathbf{q} - \mathbf{c}_{mk_m}\|_2^2$ is the summation of the distances of the query to the selected dictionary elements, and can be efficiently computed using a few (M) additions by looking up a distance table, where the distance table, $\mathbf{T} = [t_{mk}]_{M \times K}$, is precomputed before comparing the query with each reference vector, and stores the distances of the query to the MK dictionary elements,

$$\{t_{mk} = \|\mathbf{q} - \mathbf{c}_{mk}\|_2; m = 1, \dots, M, k = 1, \dots, K\}.$$

Similarly, we can build a table storing the inner products between dictionary elements,

$$\{\mathbf{c}_{mk}^\top \mathbf{c}_{m'k'}; m \neq m', k = 1, \dots, K, k' = 1, \dots, K\},$$

and compute the third term using $O(M^2)$ distance table lookups. This results in the distance computation cost is changed from $O(MD)$ to $O(M^2)$, which is still large. For instance, in the case where $D = 128$ and $M = 16$, $M^2 = 256$ is larger than $D = 128$, which means that the cost is greater than that using the original vector.

It can be seen that with the orthogonality constraint (4) the third term is equal to 0:

$$\sum_{i=1}^M \sum_{j=1, j \neq i}^M \mathbf{c}_{ik_i}^\top \mathbf{c}_{jk_j} = 0. \tag{9}$$

Thus, the computation cost is reduced to $O(M)$. We notice that, if the third term is a constant,

$$\sum_{i=1}^M \sum_{j=1, j \neq i}^M \mathbf{c}_{ik_i}^\top \mathbf{c}_{jk_j} = \epsilon, \tag{10}$$

called near-orthogonality, the third term can be discarded for the distance computation. Consequently, we only need to compute the first term for nearest neighbor search, and the computation cost is also reduced to $O(M)$. The resulting approach is called near-orthogonal composite quantization (NOCQ). The goal is to minimize the quantization

errors (problem (2)) subject to the near-orthogonality constraint (10).

Near-orthogonality can be viewed as a relaxation of strict orthogonality because Equation (10) (near-orthogonality) is a necessary but not sufficient condition of Equation (4) (strict orthogonality) while Equation (4) is a sufficient but not necessary condition of Equation (10). Thus, the vector approximation with the relaxed condition, near-orthogonality, is more accurate. Empirical comparisons in Table 2 show that the vector approximation and accordingly the distance approximation of NOCQ is more accurate than OCQ.

Joint accuracy and efficiency optimization. We first introduce several notations. (1) The square root of the first term in the right-hand side of Equation (8) is denoted by $\tilde{d}(\mathbf{q}, \bar{\mathbf{x}})$:

$$\tilde{d}(\mathbf{q}, \bar{\mathbf{x}}) = \left(\sum_{m=1}^M \|\mathbf{q} - \mathbf{c}_{mk_m}\|_2^2 \right)^{1/2}.$$

(2) The square root of the summation of the square of the true Euclidean distance and a query-dependent term $(M-1)\|\mathbf{q}\|_2^2$ is written as

$$\hat{d}(\mathbf{q}, \mathbf{x}) = \left(\|\mathbf{q} - \mathbf{x}\|_2^2 + (M-1)\|\mathbf{q}\|_2^2 \right)^{1/2}.$$

(3) Accordingly we define the approximate version,

$$\hat{d}(\mathbf{q}, \mathbf{x}) \approx \hat{d}(\mathbf{q}, \bar{\mathbf{x}}) = \left(\|\mathbf{q} - \bar{\mathbf{x}}\|_2^2 + (M-1)\|\mathbf{q}\|_2^2 \right)^{1/2}.$$

(4) The third term in the right-hand side of Equation (8) is denoted as δ : $\delta = \sum_{i \neq j} \mathbf{c}_{ik_i}^\top \mathbf{c}_{jk_j}$.

The near-orthogonal composite quantization approach uses $\tilde{d}(\mathbf{q}, \bar{\mathbf{x}})$ as the distance for nearest neighbor search, which is essentially an approximation of $\hat{d}(\mathbf{q}, \bar{\mathbf{x}})$ (with δ dropped) as we have, by definition,

$$\hat{d}(\mathbf{q}, \bar{\mathbf{x}}) = (\tilde{d}^2(\mathbf{q}, \bar{\mathbf{x}}) + \delta)^{1/2},$$

and thus an approximation of $\hat{d}(\mathbf{q}, \mathbf{x})$. Notice that $\hat{d}(\mathbf{q}, \mathbf{x})$ only depends on the true distance between \mathbf{q} and \mathbf{x} and a query-dependent term that is a constant for the search with a specific query. Ideally, if $\tilde{d}(\mathbf{q}, \bar{\mathbf{x}}) = \hat{d}(\mathbf{q}, \mathbf{x})$, the search accuracy would be 100%.

In general, the absolute difference $|\tilde{d}(\mathbf{q}, \bar{\mathbf{x}}) - \hat{d}(\mathbf{q}, \mathbf{x})|$ is expected to be small to guarantee high search accuracy. We have the following theorem:

Theorem 2 (Generalized triangle inequality). *The reconstruction error of the distances is upper-bounded: $|\tilde{d}(\mathbf{q}, \bar{\mathbf{x}}) - \hat{d}(\mathbf{q}, \mathbf{x})| \leq \|\mathbf{x} - \bar{\mathbf{x}}\|_2 + |\delta|^{1/2}$.*

This theorem suggests a solution to minimize the distance reconstruction error by minimizing the upper-bound:

$$\min \|\mathbf{x} - \bar{\mathbf{x}}\|_2 + |\delta|^{1/2},$$

which is then transformed to a minimization problem with a looser upper bound:

$$\min \|\mathbf{x} - \bar{\mathbf{x}}\|_2^2 + |\delta|.$$

Accumulating the upper bounds over all the database vectors, we get

$$\min \sum_{n=1}^N (\|\mathbf{x}_n - \bar{\mathbf{x}}_n\|_2^2 + |\delta|). \tag{11}$$

The near-orthogonal composite quantization formulation divided the accumulated upper bound into two parts:

$$\min \sum_{n=1}^N \|\mathbf{x}_n - \bar{\mathbf{x}}_n\|_2^2 \quad \text{s. t.} \quad \delta = \epsilon, \quad (12)$$

which is essentially an approximation of (11).

The upper bound in (11) consists of two terms, the quantization error term, indicating the degree of the vector approximation, and the near-orthogonality term, determining the computation efficiency. In this sense, our approach provides a solution of jointly optimizing the search accuracy and the search efficiency.

An alternative formulation to optimize the search efficiency is to quantize the third term $\delta = \sum_{i \neq j} \mathbf{c}_{ik_i}^T \mathbf{c}_{jk_j}$ in Equation (8) into a single byte and decrease the dictionary size for guaranteeing the whole code size not changed. We empirically compare the results of (a) composite quantization with quantizing δ , (b) direct minimization of the upper bound (solving the problem (11)) and (c) near-orthogonal composite quantization. The comparison on the 1MSIFT and 1MGIST datasets is shown in Figure 3, which indicates that (a) performs slightly lower when the code sizes are smaller, and (b) and (c) performs similarly.

5 CONNECTIONS AND DISCUSSIONS

M source dictionaries versus a single dictionary. Composite quantization uses M source dictionaries $\{\mathcal{C}_1, \mathcal{C}_2, \dots, \mathcal{C}_M\}$ to generate an M -tuple $(\mathbf{c}_{1k_1}, \mathbf{c}_{2k_2}, \dots, \mathbf{c}_{Mk_M})$ for vector approximation. Each element in the M -tuple is selected from a different source dictionary. In the following, we discuss two possible M -tuple choices in terms of different source dictionaries construction: (1) Merge M source dictionaries as one dictionary, and select M elements from the merged dictionary to form an M -tuple; and (2) reduce the size of the merged dictionary from MK to K (i.e., perform an M -selection² of a dictionary \mathcal{C} of size K).

A single dictionary of size MK : The main issue is that it increases the code length. When using M source dictionaries with each dictionary containing K elements, the compact code is (k_1, k_2, \dots, k_M) and the code length is $M \log K$. In contrast, if using the merged dictionary, which contains MK elements, the code length is changed to $M \log(MK)$, larger than $M \log K$.

A single dictionary of size K : The code length is reduced to $M \log K$, the same to that in composite quantization, but the vector approximation is not as accurate as that in composite quantization. We denote our selection scheme as *group M -selection* since it selects M elements from a group of M dictionaries. It is easy to show that the M -selection from a source dictionary is equivalent to the group M -selection when the M source dictionaries are the same.

In the following, we present a property, to compare the optimal objective function values (quantization errors) of M -selection and group M -selection, which are denoted by f_{ms}^* and f_{gms}^* , respectively.

Property 1. *Given the same database \mathcal{X} and the same values of K and M , we have $f_{gms}^* \leq f_{ms}^*$.*

2. In mathematics, an M -selection of a set S is a subset of S not necessarily distinct elements of S .

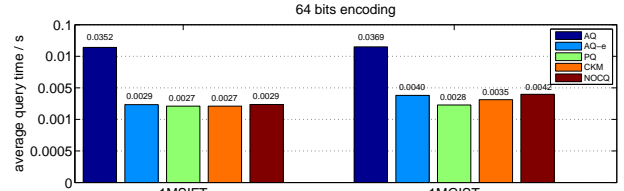


Fig. 2. Average query time on 1MSIFT and 1MGIST.

We compute the cardinalities of the composite dictionaries to show the difference in another way. Generally, the objective value would be smaller if the cardinality of the composite dictionary is larger. The cardinalities are summarized as follows.

Property 2. *The maximum cardinalities of group M -selection and M -selection are K^M and $\binom{K+M-1}{M} = \frac{(K+M-1)!}{M!(K-1)!}$, respectively. We have $K^M \geq \binom{K+M-1}{M}$, the maximum cardinality of group M -selection is greater than that of M -selection.*

The above analysis shows that composite quantization with group M -selection can achieve more accurate vector approximation, which can be easily extended to its (near-)orthogonal version.

K -means and sparse coding. Composite quantization as well as the near-orthogonal version, when only one dictionary is used (i.e., $M = 1$), are degraded to the k -means approach. Compared with k -means, composite quantization is able to produce a larger number of quantized centers (K^M) using a few dictionary elements (MK), resulting in that the composite quantizer can be indexed in memory for large scale quantized centers.

Composite quantization is also related to coding with block sparsity [41], in which the coefficients are divided into several blocks and the sparsity constraints are imposed in each block separately. Composite quantization can be regarded as a sparse coding approach, where the coefficients that can only be valued by 0 or 1 are divided into M groups, for each group the non-sparsity degree is 1, and an extra constraint, near-orthogonality, is considered.

Additive quantization and residual vector quantization. The idea summing several elements selected from different dictionaries is very close to residual vector quantization or multi-stage vector quantization [13]. The key difference is that most residual vector quantization performs sequential optimization while composite quantization performs joint optimization. Composite quantization is the same to the parallelly-developed additive quantization [1] with slightly different optimization technique, which both achieve more accurate vector approximation and thus more accurate search results than near-orthogonal composite quantization. The comparison with additive quantization and its extension, optimized tree quantization [2] are shown in Table 1. The search time cost, however, for the search under the widely-used Euclidean distance, is much higher than that of near-orthogonal composite quantization. Optimized tree quantization performs two times slower than Cartesian k -means, as observed in [2].

From Figure 2, which shows the average query time cost including the lookup table construction cost and the

TABLE 1

The search accuracy comparison for our approach, NOCQ, and additive/composite quantization (AQ) [1], and optimized tree quantization (OTQ) [2] on 1M SIFT. AQ-e means the scheme using 1 byte to encode the norm of the reconstructed vector. The results about AQ, AQ-e and OTQ are from the corresponding papers [1], [2].

#Bits	Methods	Recall@1	Recall@10	Recall@100
32	AQ	0.10	0.37	0.76
	OTQ	0.09	0.32	0.73
	NOCQ	0.07	0.29	0.70
64	AQ	0.31	0.75	0.97
	OTQ	0.32	0.75	0.97
	AQ-e	0.25	0.69	0.96
	NOCQ	0.29	0.72	0.97

TABLE 2

The search accuracy comparison for our approach, NOCQ, orthogonal composite quantization (OCQ) and Cartesian k -means (CKM) on 1M SIFT.

#Bits	Methods	Recall@1	Recall@10	Recall@100
32	CKM	0.069	0.277	0.665
	OCQ	0.070	0.284	0.670
	NOCQ	0.073	0.295	0.704
64	CKM	0.245	0.638	0.945
	OCQ	0.247	0.643	0.942
	NOCQ	0.290	0.715	0.970
128	CKM	0.466	0.903	0.998
	OCQ	0.469	0.905	0.997
	NOCQ	0.540	0.957	1

linear scan search cost, it can be seen that near-orthogonal composite quantization takes slightly more time than Cartesian k -means. It can also be seen that additive quantization (AQ) takes much more time than other methods because the linear scan search cost of AQ is quadratic with respect to M while that of other methods is linear in M . With encoding the square of the L_2 norm of the reconstructed database vector into one byte, AQ-e can achieve competitive query time but with deteriorated search accuracy.

Product quantization and Cartesian k -means. Product quantization [16] decomposes the space into M low dimensional subspaces and quantizes each subspace separately. A vector \mathbf{x} is decomposed into M subvectors, $\{\mathbf{x}^1, \dots, \mathbf{x}^M\}$. Let the quantization dictionaries over the M subspaces be $\mathcal{C}_1, \mathcal{C}_2, \dots, \mathcal{C}_M$ with \mathcal{C}_m being a set of centers $\{\mathbf{c}_{m1}, \dots, \mathbf{c}_{mk}\}$. A vector \mathbf{x} is represented by the concatenation of M centers, $[\mathbf{c}_{1k_1}^T, \mathbf{c}_{2k_2}^T, \dots, \mathbf{c}_{mk_m}^T, \dots, \mathbf{c}_{Mk_M}^T]^T$, where $\mathbf{c}_{mk_m}^*$ is the one nearest to \mathbf{x}^m in the m th quantization dictionary.

Rewrite each center \mathbf{c}_{mk} as a D -dimensional vector $\tilde{\mathbf{c}}_{mk}$ so that $\tilde{\mathbf{c}}_{mk} = [\mathbf{0}^T, \dots, (\mathbf{c}_{mk})^T, \dots, \mathbf{0}^T]^T$, i.e., all entries are zero except that the subvector corresponding to the m th subspace is equal to \mathbf{c}_{mk} . The approximation of a vector \mathbf{x} using the concatenation $\mathbf{x} = [\mathbf{c}_{1k_1}^T, \mathbf{c}_{2k_2}^T, \dots, \mathbf{c}_{Mk_M}^T]^T$ is then equivalent to the composition $\mathbf{x} = \sum_{m=1}^M \tilde{\mathbf{c}}_{mk_m}^*$. Similarly, it can also be shown that there is a same equivalence in Cartesian k -means [27].

The above analysis indicates that both product quantization and Cartesian k -means can be regarded as a constrained version of composition quantization, with the orthogonality constraint: $\mathbf{C}_i^T \mathbf{C}_j = \mathbf{0}$, $i \neq j$, which guarantees that the near-orthogonality constraint in our approach holds. In addition, unlike product quantization and Cartesian k -means in which each dictionary (subspace) is formed by

TABLE 3

The quantization error of composite quantization and near-orthogonal composite quantization on 1M SIFT and 1M GIST with various number of bits.

#Bits	Methods	1M SIFT	1M GIST
32	CQ	2.94×10^{10}	8.19×10^5
	NOCQ	3.09×10^{10}	8.46×10^5
64	CQ	1.54×10^{10}	6.39×10^5
	NOCQ	1.65×10^{10}	6.63×10^5
128	CQ	6.09×10^9	4.69×10^5
	NOCQ	6.66×10^9	4.86×10^5

TABLE 4

Comparing the performances of alternative schemes without the near-orthogonality constraint: CQ with extra bytes to storing the third term (CQ), CQ with discarding the third term in the search stage (CQ-d), CQ with counting the extra bytes into the total encoding cost (CQ-c), and our approach (NOCQ). In the column #Bits, the first number indicates the number of bits for encoding the vector, and the second number indicates the number of bits for encoding the third term in Equation (8).

Dataset	#Bits	Methods	Recall@1	Recall@10	Recall@100
1M SIFT	32, 32	CQ	0.110	0.374	0.775
		CQ-d	0.028	0.129	0.417
		NOCQ	0.073	0.295	0.704
	64, 32	CQ	0.337	0.769	0.984
		CQ-d	0.117	0.388	0.753
		CQ-c	0.110	0.374	0.775
	32, 0	CQ-c	0.110	0.374	0.775
		NOCQ	0.290	0.715	0.970
		NOCQ	0.290	0.715	0.970
	128, 0	CQ	0.566	0.968	1.000
		CQ-d	0.195	0.520	0.856
		CQ-c	0.463	0.909	0.999
CQ-c		0.463	0.909	0.999	
NOCQ		0.540	0.957	1.000	
NOCQ		0.540	0.957	1.000	
1M GIST	32, 32	CQ	0.063	0.181	0.454
		CQ-d	0	0.002	0.006
		NOCQ	0.064	0.173	0.416
	64, 32	CQ	0.131	0.380	0.742
		CQ-d	0	0.003	0.007
		CQ-c	0.063	0.181	0.454
	32, 0	CQ-c	0.063	0.181	0.454
		NOCQ	0.140	0.378	0.730
		NOCQ	0.140	0.378	0.730
	128, 0	CQ	0.232	0.628	0.948
		CQ-d	0.027	0.080	0.226
		CQ-c	0.205	0.524	0.876
CQ-c		0.205	0.524	0.876	
NOCQ		0.215	0.631	0.930	
NOCQ		0.215	0.631	0.930	

D/M dimensions, near-orthogonal composite quantization when $\epsilon = 0$, i.e., orthogonal composite quantization is able to automatically decide how many dimensions belong to one dictionary.

One may have a question: Is near-orthogonal composite quantization equivalent to product quantization over linearly transformed vectors and with proper choices of the number of dimensions in each subspace (dictionary)? The answer is NO. NOCQ does not transform data vectors, but relaxes the space spanned by the dictionary with a near-orthogonality constraint instead of orthogonality constraint.

Near-orthogonality constraint. The near-orthogonality constraint (10) is introduced to accelerate the search process. Table 3 shows that introducing this constraint results in higher quantization errors. One question comes: can we have alternative search process acceleration scheme if we learn the dictionaries using composite quantization without such a constraint to improve the approximation quality? We consider two possible schemes: when computing the distances in the search stage by (1) simply discarding the third term $\sum_{i=1}^M \sum_{j=1, j \neq i}^M \mathbf{c}_{ik_i}^T \mathbf{c}_{jk_j}$ in Equation (8) or (2) precomputing $\sum_{i=1}^M \sum_{j=1, j \neq i}^M \mathbf{c}_{ik_i}^T \mathbf{c}_{jk_j}$ and storing it as an extra code.

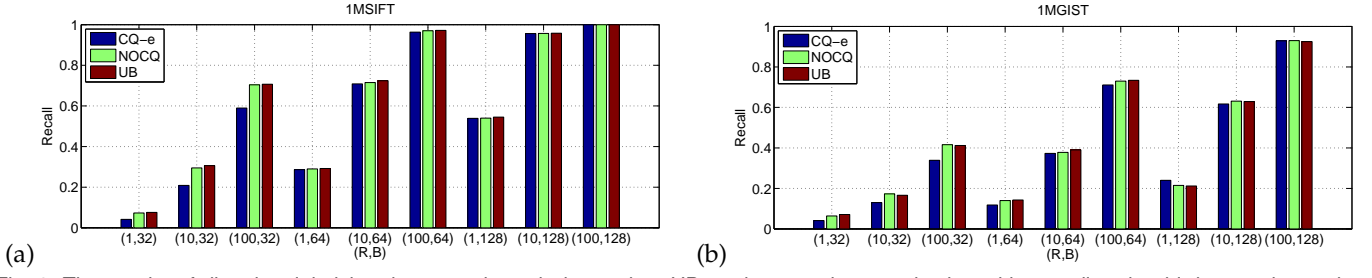


Fig. 3. The results of directly minimizing the upper bound, denoted as UB, and composite quantization with encoding the third term, denoted as CQ-e, on 1MSIFT and 1MGIST. The horizontal axis labelled as (R, B) indicates the recall@ R performance when encoded with B bits.

Table 4 shows the results of the two alternative schemes. We use our optimization algorithm to learn the CQ model, and the search performance of CQ is obtained by using extra 4 bytes to store the value of the third term or equivalently taking higher search cost to compute the third term in the search stage. We have two observations: (1) Discarding the third term, denoted by CQ-d, leads to dramatic search quality reduction; (2) As expected, our approach NOCQ gets lower search performance than CQ, but higher than CQ-d (the third term discarded). It should be noted that CQ uses extra 4 bytes or much higher search cost.

For fair comparison, we report the performance of CQ with the total code size consisting of both the bytes encoding the data vector and the extra 4 bytes (32 bits) encoding the third term. We can see that our approach performs much better.

From the Euclidean distance to the inner product. The Euclidean distance between the query \mathbf{q} and the vector \mathbf{x} can be transformed to an inner product form,

$$\|\mathbf{q} - \mathbf{x}\|_2^2 = \|\mathbf{q}\|_2^2 - 2\mathbf{q}^\top \mathbf{x} + \|\mathbf{x}\|_2^2 = \|\mathbf{q}\|_2^2 + [\mathbf{q}^\top \ 1] \begin{bmatrix} -2\mathbf{x} \\ \|\mathbf{x}\|_2^2 \end{bmatrix}.$$

This suggests that in the search stage computing the second term is enough and thus we can quantize the augmented data vector, $\tilde{\mathbf{x}} = \begin{bmatrix} -2\mathbf{x} \\ \|\mathbf{x}\|_2^2 \end{bmatrix}$. It is shown in [5] that the inner product computation can also benefit from table lookup and thus is efficient. We report the performances of quantizing the augmented vector with the CQ approach, which performs better than PQ and CKM. The results are given in Table 5. We can see that such a scheme performs poorly. It is because the scale of the last element $\|\mathbf{x}\|_2^2$ is very different from the scales of other elements, and thus the optimization is hard. The possible solution of quantizing \mathbf{x} and $\|\mathbf{x}\|_2^2$ separately also does not lead to much improvement, implying this is not a good direction.

The Euclidean distance between a query and the approximated vector can also be transformed to an inner product form, $\|\mathbf{q} - \tilde{\mathbf{x}}\|_2^2 = \|\mathbf{q}\|_2^2 - 2\mathbf{q}^\top \tilde{\mathbf{x}} + \|\tilde{\mathbf{x}}\|_2^2$. Thus, similar to quantizing the third term in Equation (8), we can quantize the square of the L_2 norm, $\|\tilde{\mathbf{x}}\|_2^2$. The two quantization ways empirically show almost the same performance. The reason might be that the two terms are very close: $\|\tilde{\mathbf{x}}\|_2^2 = \sum_{i=1}^M \sum_{j=1, j \neq i}^M \mathbf{c}_{ik_i}^\top \mathbf{c}_{jk_j} + \sum_{i=1}^M \mathbf{c}_{ik_i}^\top \mathbf{c}_{ik_i}$.

TABLE 5

Comparing the approach with quantizing the augmented vectors (QAV) and our approach NOCQ.

Dataset	#Bits	Methods	Recall@1	Recall@10	Recall@100
1MSIFT	32	QAV	0.018	0.099	0.339
		NOCQ	0.073	0.295	0.704
	64	QAV	0.103	0.355	0.731
		NOCQ	0.290	0.715	0.970
	128	QAV	0.275	0.704	0.966
		NOCQ	0.540	0.957	1.000
1MGIST	32	QAV	0.016	0.102	0.304
		NOCQ	0.064	0.173	0.416
	64	QAV	0.059	0.248	0.581
		NOCQ	0.140	0.378	0.730
	128	QAV	0.164	0.457	0.842
		NOCQ	0.215	0.631	0.930

6 OPTIMIZATION

The formulation of near-orthogonal composite quantization is given as follows,

$$\begin{aligned} \min_{\{\mathbf{C}_m\}, \{\mathbf{y}_n\}, \epsilon} \quad & \sum_{n=1}^N \|\mathbf{x}_n - [\mathbf{C}_1, \mathbf{C}_2, \dots, \mathbf{C}_M] \mathbf{y}_n\|_2^2 \quad (13) \\ \text{s. t.} \quad & \mathbf{y}_n = [\mathbf{y}_{n1}^\top, \mathbf{y}_{n2}^\top, \dots, \mathbf{y}_{nM}^\top]^\top \\ & \mathbf{y}_{nm} \in \{0, 1\}^K, \|\mathbf{y}_{nm}\|_1 = 1 \\ & \sum_{i=1}^M \sum_{j=1, j \neq i}^M \mathbf{y}_{ni}^\top \mathbf{C}_i^\top \mathbf{C}_j \mathbf{y}_{nj} = \epsilon \quad (14) \\ & n = 1, 2, \dots, N, m = 1, 2, \dots, M. \end{aligned}$$

Here, \mathbf{C}_m is a matrix of size $D \times K$, and each column corresponds to an element of the m th dictionary \mathcal{C}_m . \mathbf{y}_n is the composition vector, and its subvector \mathbf{y}_{nm} is an indicator vector with only one entry being 1 and all others being 0, showing which element is selected from the m th dictionary to compose vector \mathbf{x}_n .

The problem formulated above is a mixed-binary-integer program, which consists of three groups of unknown variables: dictionaries $\{\mathbf{C}_m\}$, composition vectors $\{\mathbf{y}_n\}$, and ϵ . In addition to the binary-integer constraint over $\{\mathbf{y}_n\}$, there are near-orthogonality constraints over $\{\mathbf{C}_m\}$ given in (14).

6.1 Algorithm

To handle the near-orthogonality constraint, we propose to adopt the quadratic penalty method, and add a penalty function that measures the violation of the quadratic equality constraints into the objective function, resulting in the following objective function,

$$\phi(\{\mathbf{C}_m\}, \{\mathbf{y}_n\}, \epsilon) = \sum_{n=1}^N \|\mathbf{x}_n - \mathbf{C} \mathbf{y}_n\|_2^2 \quad (15)$$

$$+ \mu \sum_{n=1}^N \left(\sum_{i \neq j}^M \mathbf{y}_{ni}^\top \mathbf{C}_i^\top \mathbf{C}_j \mathbf{y}_{nj} - \epsilon \right)^2, \quad (16)$$

where $\mathbf{C} = [\mathbf{C}_1, \mathbf{C}_2, \dots, \mathbf{C}_M]$ and μ is the penalty parameter. The main technique we used is the alternative optimization method, where each step updates one variable while fixing the others.

Update $\{\mathbf{y}_n\}$. It can be easily seen that \mathbf{y}_n , the composition indicator of a vector \mathbf{x}_n , given $\{\mathbf{C}_m\}$ fixed, is independent to all the other vectors $\{\mathbf{y}_t\}_{t \neq n}$. Then the optimization problem (15) is decomposed into N subproblems,

$$\min_{\mathbf{y}_n} \|\mathbf{x}_n - \mathbf{C}\mathbf{y}_n\|_2^2 + \mu \left(\sum_{i \neq j}^M \mathbf{y}_{ni}^\top \mathbf{C}_i^\top \mathbf{C}_j \mathbf{y}_{nj} - \epsilon \right)^2, \quad (17)$$

where there are three constraints: \mathbf{y}_n is a binary vector, $\|\mathbf{y}_{nm}\|_1 = 1$, and $\mathbf{y}_n = [\mathbf{y}_{n1}^\top, \mathbf{y}_{n2}^\top, \dots, \mathbf{y}_{nM}^\top]^\top$. Generally, this optimization problem is NP-hard. We notice that the problem is essentially a high-order MRF (Markov random field) problem. We again use the alternative optimization technique like the iterated conditional modes algorithm that is widely used to solve MRFs, and solve the M subvectors $\{\mathbf{y}_{nm}\}$ alternatively. Given $\{\mathbf{y}_{nl}\}_{l \neq m}$ fixed, we update \mathbf{y}_{nm} by exhaustively checking all the elements in the dictionary \mathcal{C}_m , finding the element such that the objective value is minimized, and accordingly setting the corresponding entry of \mathbf{y}_{nm} to be 1 and all the others to be 0. This process is iterated several (1 in our implementation) times. The optimization is similar for solving composite quantization and orthogonal composite quantization.

Update ϵ . With $\{\mathbf{y}_n\}$ and \mathbf{C} fixed, it can be shown that the optimal solution is

$$\epsilon = \frac{1}{N} \sum_{n=1}^N \left(\sum_{m' \neq m}^M \mathbf{y}_{nm}^\top \mathbf{C}_m^\top \mathbf{C}_{m'} \mathbf{y}_{nm'} \right). \quad (18)$$

Update \mathbf{C} . Fixing $\{\mathbf{y}_n\}$ and ϵ , the problem is an unconstrained nonlinear optimization problem with respect to \mathbf{C} . There are many algorithms for such a problem. We choose the quasi-Newton algorithm and specifically the L-BFGS algorithm, the limited-memory version of the Broyden-Fletcher-Goldfarb-Shanno (BFGS) algorithm. It only needs a few vectors to represent the approximation of the Hessian matrix instead of storing the full Hessian matrix as done in the BFGS algorithm. We adopt the publicly available implementation of L-BFGS³. The partial-derivative with respect to \mathbf{C}_m , the input to the L-BFGS solver, is computed as follows,

$$\begin{aligned} & \frac{\partial}{\partial \mathbf{C}_m} \phi(\{\mathbf{C}_m\}, \{\mathbf{y}_n\}, \epsilon) \\ &= \sum_{n=1}^N \left[2 \left(\sum_{l=1}^M \mathbf{C}_l \mathbf{y}_{nl} - \mathbf{x}_n \right) \mathbf{y}_{nm}^\top + \right. \end{aligned} \quad (19)$$

$$\left. 4\mu \left(\sum_{i \neq j}^M \mathbf{y}_{ni}^\top \mathbf{C}_i^\top \mathbf{C}_j \mathbf{y}_{nj} - \epsilon \right) \left(\sum_{l=1, l \neq m}^M \mathbf{C}_l \mathbf{y}_{nl} \right) \mathbf{y}_{nm}^\top \right]. \quad (20)$$

In the case of composite quantization, there is a closed-form solution: $\mathbf{C} = \mathbf{X}\mathbf{Y}^\top (\mathbf{Y}\mathbf{Y}^\top)^{-1}$, where \mathbf{X} is a matrix with each column corresponding to a database vector, and \mathbf{Y} is a matrix composed of the composition vectors of all the database vectors, $\mathbf{Y} = [\mathbf{y}_1, \mathbf{y}_2, \dots, \mathbf{y}_N]$. In our implementation, we also adopt the iterative solution for composite quantization because we found that the iterative solution performs better. The optimization for orthogonal composite quantization is similar to that for near-orthogonal

composite quantization with slight difference on the penalty part which is $\mu \sum_{i=1}^M \sum_{j=1, j \neq i}^M \|\mathbf{C}_i^\top \mathbf{C}_j\|_F^2$.

6.2 Implementation Details

The proposed algorithm is warm-started by using the solution of product quantization. There is a penalty parameter, μ , for the near-orthogonality constraint and the orthogonality constraint. Usually the penalty method needs to solve a series of unconstrained problems by increasing the penalty parameter μ into infinity to make the constraint completely satisfied. In our case, we find that the near-orthogonality term is not necessarily to be exactly constant and the search performance is still satisfactory if the deviation of the near-orthogonality term from a constant is relatively small compared with the quantization error. Therefore, our algorithm instead relaxes this constraint and selects the parameter μ via validation. The validation dataset is a subset of the database (selecting a subset is only for validation efficiency, and it is fine that the validation set is a subset of the learning set as the validation criterion is not the objective function value but the search performance). The best parameter μ is chosen so that the average search performance by regarding the validation vectors as queries and finding $\{5, 10, 15, \dots, 100\}$ nearest neighbors from all the database vectors is the best.

6.3 Analysis

Complexity. We present the time complexity of each iteration. At the beginning of each iteration, we first compute inner product tables, $\{\mathbf{c}_{ir}^\top \mathbf{c}_{js} | i \neq j, r, s = 1, 2, \dots, K\}$, between the dictionary elements, taking $O(M^2 K^2 D)$, so that computing $\mathbf{y}_{ni}^\top \mathbf{C}_i^\top \mathbf{C}_j \mathbf{y}_{nj}$ can be completed by one table lookup. The time complexities of the three updates are given as follows.

- It takes $O(MKDT_y)$ with T_y being the number of iterations (= 1 in our implementation achieving satisfactory results) to update \mathbf{y}_n , i.e., optimize the objective function in (17), and thus the time complexity of updating $\{\mathbf{y}_n\}$ is $O(NMKDT_y)$.
- It takes $O(NM^2)$ to update ϵ , which can be easily seen from Equation (18).
- The main cost of updating $\{\mathbf{C}_m\}$ in near-orthogonal composite quantization lies in computing the partial derivatives and the objective function value that are necessary in L-BFGS. For clarity, we drop the complexity terms that are independent of N and can be neglected for a large N . Then, the time complexity for updating $\{\mathbf{C}_m\}$ is $O(MN D T_l T_c)$ with T_c being the number of iterations (10 in our implementation in average) and T_l (set to 5 in our implementation) being the number of line searches in L-BFGS.

Convergence. The objective function value at each iteration in the algorithm always weakly decreases. It can be validated that the objective function value is lower-bounded (not smaller than 0). The two points indicate the convergence of our algorithm. The theoretic analysis of the rate of convergence is not easy, while the empirical results show that the algorithm takes a few iterations to converge. Figure 4 shows an example convergence curve for near-orthogonal composite quantization.

3. <http://www.ece.northwestern.edu/~nocedal/lbfgs.html>

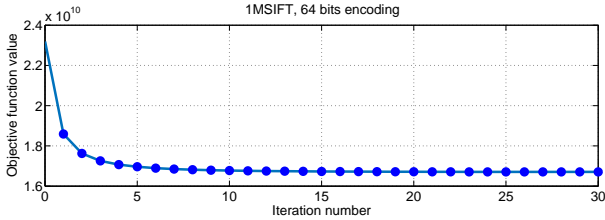


Fig. 4. Convergence curve of our algorithm. The vertical axis represents the objective function value of Equation (15) and the horizontal axis corresponds to the number of iterations. The curve is obtained from the result over a representative dataset 1MSIFT with 64 bits.

TABLE 6
The description of the datasets.

	Base set	Query set	Dim
MNIST [22]	60,000	10,000	784
LabelMe22K [30]	20,019	2,000	512
1MSIFT [16]	1,000,000	10,000	128
1MGIST [16]	1,000,000	1,000	960
1BSIFT [18]	1,000,000,000	10,000	128
1MCNN [29]	1,281,167	100,000	4096

7 EXPERIMENTS

7.1 Setup

Datasets. We demonstrate the performance over six datasets (with scale ranged from small to large): MNIST⁴ [22], 784D grayscale images of handwritten digits; LabelMe22K [30], a corpus of images expressed as 512D GIST descriptors; 1MSIFT [16], consisting of 1M 128D SIFT features as base vectors, 100K learning vectors and 10K queries; 1MGIST [16], containing 1M 960D global GIST descriptors as base vectors, 500K learning vectors and 1K queries; 1MCNN [29], with 1,281,167 4096D convolution neural network (CNN) features as base vectors, 100,000 CNN features as queries, extracted over the ImageNet training and test images through AlexNet [21]; and 1BSIFT [18], composed of 1B SIFT features as base vectors, 100M learning vectors and 10K queries. The details of the datasets are presented in Table 6.

Compared methods. We compare our approach, near-orthogonality composite quantization (NOCQ) with several state-of-the-art methods: product quantization (PQ) [16], and Cartesian k -means (CKM) [27]. It is already shown that PQ and CKM achieve better search accuracy than hashing algorithms with the same code length and comparable search efficiency. Thus, we report one result from a representative hashing algorithm, iterative quantization (ITQ) [9]. All the results were obtained with the implementations generously provided by their respective authors. Following [16], we use the structured ordering for 1MGIST and the natural ordering for 1MSIFT and 1BSIFT to get the best performance for PQ. We choose $K = 256$ as the dictionary size which is an attractive choice because the resulting distance lookup tables are small and each subindex fits into one byte [16], [27].

Evaluation. To find ANNs, all the algorithms use asymmetric distance (i.e., query is not encoded) unless otherwise stated. To compare a query with a database vector, PQ, CKM and NOCQ conduct a few distance table lookups

and additions, and ITQ uses asymmetric hamming distance for better search accuracy proposed in [11]. PQ, CKM, and NOCQ takes the same time for linear scan. Their costs of computing the distance lookup table are slightly different and are negligible when handling a large scale dataset, except the scale is small which is handled in our work [43]. For instance, the cost of computing the distance lookup table in our approach takes around 4% of the cost of linear scan on 1MSIFT. Figure 2 shows the average query times on 1MSIFT and 1MGIST, which shows the time costs are similar.

The search quality is evaluated using two measures: recall@ R and mean average precision (MAP). Recall@ R is defined as follows: for each query, we retrieve its R nearest items and compute the ratio of R to T , i.e., the fraction of T ground-truth nearest neighbors are found in the retrieved R items. The average recall score over all the queries is used as the measure. The ground-truth nearest neighbors are computed over the original features using linear scan. In the experiments, we report the performance with T being 1, 10, and 50. The MAP score is reported by regarding the 100 nearest ground-truth neighbors as relevant answers to the query. The average precision for a query is computed as $\sum_{t=1}^N P(t)\Delta(t)$, where $P(t)$ is the precision at cut-off t in the ranked list and $\Delta(t)$ is the change in recall from items $t - 1$ to t . We report the mean of average precisions over all the queries under different code lengths.

7.2 Empirical analysis

The effect of ϵ . The near-orthogonality variable ϵ in our approach is learnt from the reference base. Alternatively, one can simply set it to be zero, $\epsilon = 0$, indicating that the dictionaries are mutually orthogonal like splitting the spaces into subspaces as done in product quantization and Cartesian k -means. The average quantization error in the case of learning ϵ potentially can be smaller than that in the case of letting $\epsilon = 0$ as learning ϵ is more flexible, and thus the search performance with learnt ϵ can be better. The experimental results over the 1MSIFT and 1BSIFT dataset under the two schemes, shown in Figure 5. It can be seen that the performance when ϵ is not limited to be zero over 1MSIFT is similar but much better over 1BSIFT.

The effect of a global translation. One potential extension of our approach is to introduce an offset, denoted as \mathbf{t} , to translate \mathbf{x} . Introducing the offset does not increase the storage cost as it is a global parameter. The objective function with such an offset is as follows: $\min_{\{\mathbf{C}, \mathbf{t}, \mathbf{y}_1, \dots, \mathbf{y}_N\}} \sum_{n=1}^N \|\mathbf{x}_n - \mathbf{t} - \mathbf{C}\mathbf{y}_n\|_2^2$. Our experiments indicate that this introduction does not influence the performance too much. An example result on 1MSIFT with 64 bits is shown in Figure 6. The reason might be that the contribution of the offset to the quantization distortion reduction is relatively small compared with that from the composition of selected dictionary elements.

7.3 Comparison

Recall@R. Figure 7 shows the comparison on MNIST and LabelMe22K. One can see that the vector approximation algorithms, our approach (NOCQ), CKM, and PQ, outperform ITQ. It is as expected because the information loss in

4. <http://yann.lecun.com/exdb/mnist/>

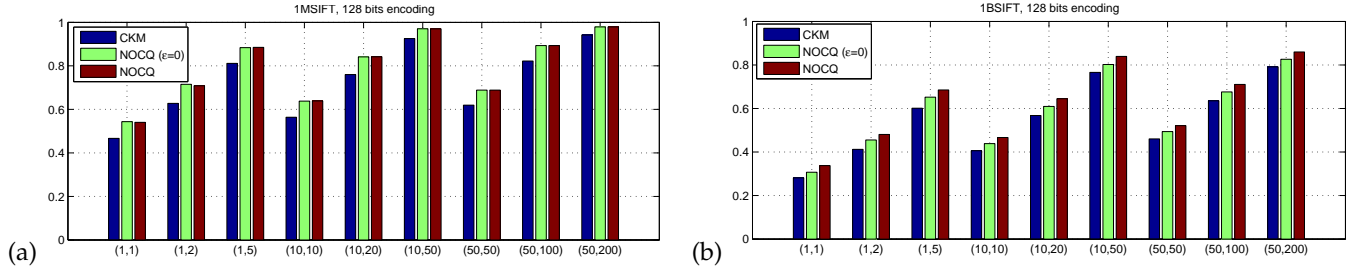


Fig. 5. Illustrating the effect of ϵ on (a) 1MSIFT and (b) 1BSIFT. (T, R) means recall@ R when searching for T nearest neighbors.

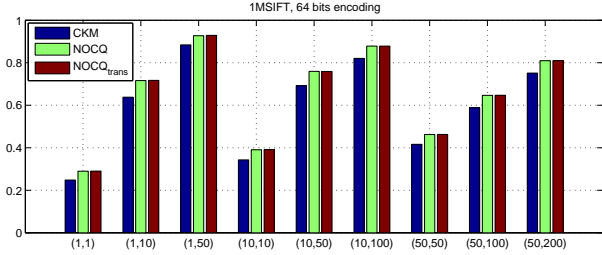


Fig. 6. Illustrating the effect of translation on 1MSIFT. (T, R) means recall@ R when searching for T nearest neighbors.

Hamming embedding used in ITQ is much larger. PQ also performs not so good because it does not well exploit the data information for subspace partitioning. Our approach (NOCQ) is superior over CKM, and performs the best. The improvement seems a little small, but it is actually significant as the datasets are relatively small and the search is relatively easy.

Figure 8 shows the results of large scale datasets: 1MSIFT and 1MGIST, using codes of 64 bits and 128 bits for searching 1, 10, and 50 nearest neighbors. It can be seen that the gain obtained by our approach is significant for 1MSIFT. For example, the recall@10 with $T = 1$ and 64 bits for our approach is 71.59%, about 11% better than the recall 60.45% of PQ, and 7% larger than the recall 63.83% of CKM. The reason of the relatively small improvement on 1MGIST for NOCQ over CKM might be that CKM already achieves very large improvement over product quantization and the improvement space is relatively small.

Figure 9 shows the performance on another large dataset, 1MCNN, of a higher dimension. We use 10,000 dataset vectors randomly sampled from the base set for efficient training. We do not show the ITQ results because ITQ performs much lower than PQ. It can be seen that our approach (NOCQ) outperforms PQ and CKM with both 64 bits and 128 bits encoding. For example, the recall@10 for our approach with $T = 1$ and 64 bits is 36.07%, about 6% better than the recall of CKM, which is 30.28%, and about 30% better than the recall of PQ, which is 6.08%. With 128 bits encoding and $T = 1$, the recall of our approach is 63.98%, about 6% better than the recall 58.00% of CKM and 47% better than the recall 16.85% of PQ. Note that CKM outperforms PQ significantly, which indicates that space partition is very important for 1MCNN dataset. Our approach, on the other hand, still gets large improvement over CKM due to the more accurate data approximation.

Figure 10 shows the performance for a very large dataset, 1BSIFT. Similar to [27], we use the first 1M learning vectors

for efficient training. It can be seen that our approach, NOCQ, gets the best performance and the improvement is consistently significant. For example, the recall@100 from our approach on the 1B base set with 64 bits for $T = 1$ is 70.12% while from CKM it is 64.57%. Besides the performance over all the 1B database vectors, we also show the performance over a subset of 1B base vectors, the first 10M database vectors. As we can see, the performance on 1B vectors is worse than that on 10M vectors, which is reasonable as searching over a larger dataset is more difficult. The notable observation is that the improvement of our approach over Cartesian k -means on the larger dataset, 1B database vectors, is much more significant than that on 10M database vectors.

MAP vs. #bits. Figure 11 shows the MAP performance on (a) MNIST, (b) LabelMe22K. (c) 1MSIFT, (d) 1MGIST, (e) 1MCNN and (f) 1BSIFT with various code lengths. We can see that our approach (NOCQ) performs the best on all the datasets. It is worth noting that the improvement obtained on 1BSIFT is significant since searching in 1 billion vectors is not easy. For instance, the MAP scores of 1MSIFT on 64 bits for NOCQ and PQ are 0.51 and 0.417, and the relative improvement is about 22.3%. The MAP scores for NOCQ and CKM are 0.51 and 0.447, and the improvement reaches 14.1%.

8 APPLICATIONS

8.1 Inverted Multi-Index

Inverted multi-index [3] performs product quantization on the database vectors to generate the cell centroids which store the list of vectors that lie in a cluster. The multi-sequence algorithm [3] is introduced to efficiently produce a sequence of multi-index cells ordered by the increasing distances between the query and the cell centroids, with the aim of retrieving the NN candidates. After that, the retrieved candidates are often reranked based on their short codes, e.g., through product quantization [18]. We follow the Multi-D-ADC scheme [3], which, in the reranking stage, apply the compact coding algorithm to the residual displacement between each vector and its closest cell centroids obtained through the indexing stage.

All the compared methods can be applied to build inverted multi-index (coarse quantization used in the candidate retrieval stage) and compact code representation (fine quantization used in the reranking stage). On the candidate retrieval stage, the distance table between the query and the coarse codebooks is computed before performing the multi-sequence algorithm for candidate retrieval. On the

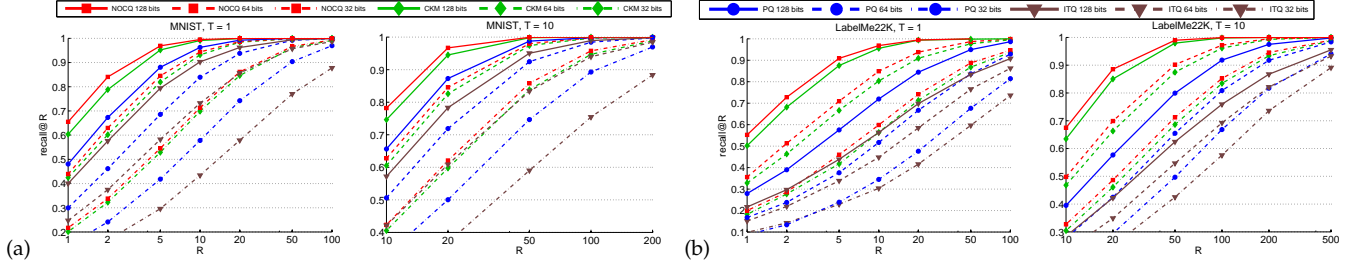


Fig. 7. The performance for different algorithms on (a) MNIST and (b) LabelMe22K for searching various numbers of ground truth nearest neighbors ($T = 1, 10$).

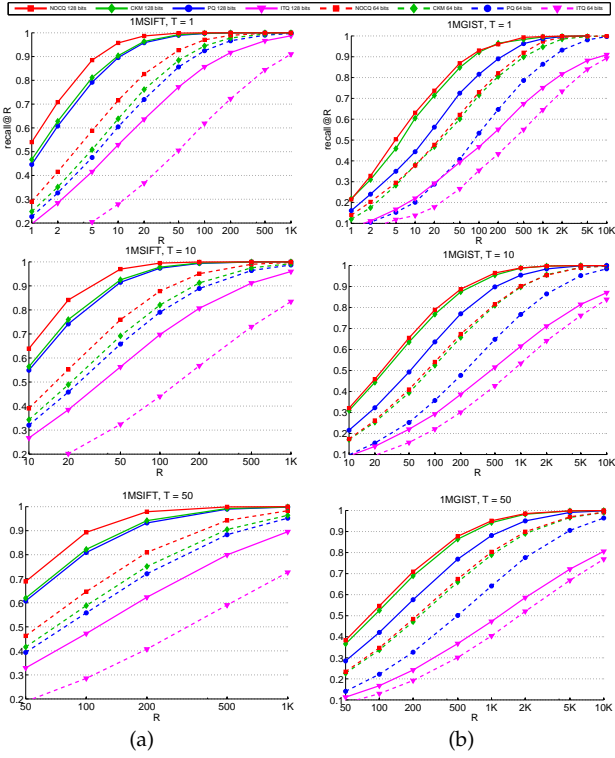


Fig. 8. The performance for different algorithms on (a) 1MSIFT and (b) 1MGIST for searching various numbers of ground truth nearest neighbors ($T = 1, 10, 50$).

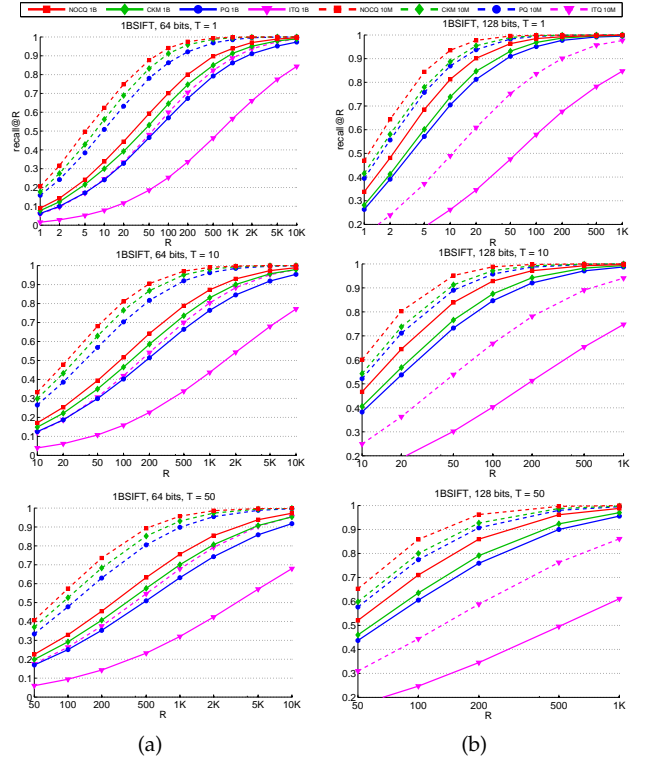


Fig. 10. The performance for different algorithms on 1B SIFT with (a) 64 bits and (b) 128 bits for searching various numbers of ground truth nearest neighbors ($T = 1, 10, 50$).

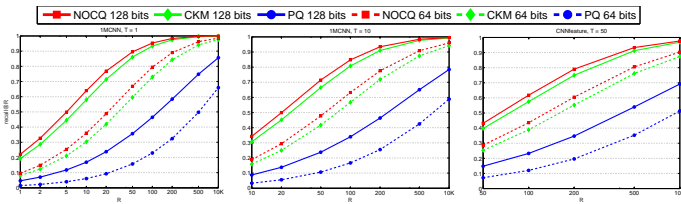


Fig. 9. The performance for different algorithms on CNN features with 64 bits and 128 bits for searching various numbers of ground truth nearest neighbors ($T = 1, 10, 50$).

reranking stage, there are two ways for distance computation: with reconstructing the database vector, and without reconstructing the database vector but through looking up distance tables like [4]. Here we show how to accelerate the distance computation without reconstructing the database vector in our approach.

Efficient distance computation. We adopt two dictionaries \mathbf{C}_1 and \mathbf{C}_2 , suggested by [4] for coarse quantization,

and represent the dictionaries for fine quantization by $\{\mathbf{R}_1, \mathbf{R}_2, \dots, \mathbf{R}_M\}$. Let the approximation of a vector \mathbf{x} be $\bar{\mathbf{x}} = \sum_{i=1}^2 \mathbf{c}_{ik_i} + \sum_{j=1}^M \mathbf{r}_{jk_j}$. The acceleration idea is inspired by [4], and illustrated below. Expanding the approximated distance computation,

$$\begin{aligned} & \|\mathbf{q} - (\sum_{i=1}^2 \mathbf{c}_{ik_i} + \sum_{j=1}^M \mathbf{r}_{jk_j})\|_2^2 \\ &= \|\mathbf{q}\|_2^2 + \sum_{i=1}^2 \|\mathbf{c}_{ik_i}\|_2^2 + \sum_{j=1}^M \|\mathbf{r}_{jk_j}\|_2^2 - 2 \sum_{i=1}^2 \mathbf{q}^\top \mathbf{c}_{ik_i} \\ & \quad - 2 \sum_{j=1}^M \mathbf{q}^\top \mathbf{r}_{jk_j} + 2 \sum_{i=1}^2 \sum_{j=1}^M \mathbf{c}_{ik_i}^\top \mathbf{r}_{jk_j} \\ & \quad + 2 \mathbf{c}_{1k_1}^\top \mathbf{c}_{2k_2} + 2 \sum_{j=1}^M \sum_{m=1, m \neq j}^M \mathbf{r}_{jk_j}^\top \mathbf{r}_{mk_m}, \end{aligned} \quad (21)$$

we can see that the right-hand-side contains 8 terms. The first term only depends on the query, and is not necessary to compute. The second and the third terms are the summation of the L_2 norms of the selected quantization centers, where the norms are offline computed, and hence the complexity is $O(M)$. In the fourth term the inner products have been com-

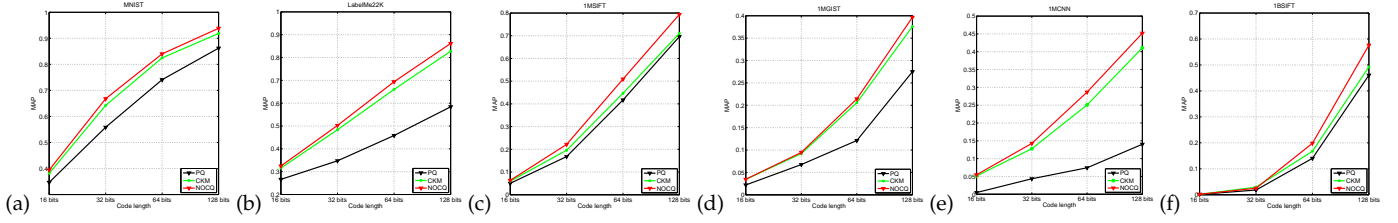


Fig. 11. The performance in terms of MAP vs. code length for different algorithms on (a) MNIST, (b) LabelMe22K, (c) 1MSIFT, (d) 1MGIST, (e) 1MCNN and (f) 1BSIFT.

TABLE 7

Comparison of Multi-D-ADC system with different quantization algorithms in terms of recall@ R with R being 1, 10, 100, time cost (in millisecond) with database vector reconstruction (T_1), time cost (in millisecond) without database vector reconstruction but through distance lookup tables (T_2). L is the length of the candidate list reranked by the system.

Alg.	L	$R@1$	$R@10$	$R@100$	T_1	T_2
BIGANN, 1 billion SIFIs, 64 bits per vector						
PQ	10000	0.158	0.479	0.713	6.2	4.1
CKM		0.181	0.525	0.751	11.9	4.6
NOCQ		0.195	0.558	0.765	15.7	7.1
SNOCQ1		0.184	0.530	0.736	7.3	4.3
SNOCQ2		0.191	0.546	0.754	8.6	4.5
PQ	30000	0.172	0.507	0.814	13.2	9.8
CKM		0.193	0.556	0.851	30.3	10.1
NOCQ		0.200	0.597	0.869	42.6	12.9
SNOCQ1		0.192	0.571	0.849	15.8	9.9
SNOCQ2		0.198	0.586	0.860	19.9	10.0
PQ	100000	0.173	0.517	0.862	37.4	30.5
CKM		0.195	0.568	0.892	95.8	31.6
NOCQ		0.204	0.612	0.920	125.9	33.4
SNOCQ1		0.194	0.584	0.903	43.7	30.9
SNOCQ2		0.199	0.597	0.907	58.6	31.2
BIGANN, 1 billion SIFIs, 128 bits per vector						
PQ	10000	0.312	0.673	0.739	7.0	5.5
CKM		0.357	0.718	0.772	12.4	5.8
NOCQ		0.379	0.738	0.781	29.0	7.9
SNOCQ1		0.347	0.702	0.755	8.2	5.6
SNOCQ2		0.368	0.725	0.773	9.5	5.7
PQ	30000	0.337	0.765	0.883	15.8	14.1
CKM		0.380	0.811	0.903	32.7	14.4
NOCQ		0.404	0.833	0.906	76.4	16.8
SNOCQ1		0.372	0.802	0.890	18.9	14.3
SNOCQ2		0.392	0.821	0.904	25.8	14.4
PQ	100000	0.345	0.809	0.964	48.7	43.3
CKM		0.389	0.848	0.970	107.6	44.9
NOCQ		0.413	0.877	0.975	242.3	47.3
SNOCQ1		0.381	0.852	0.969	59.3	43.6
SNOCQ2		0.401	0.858	0.971	77.4	43.9

puted in the candidate retrieval stage, and this complexity is $O(1)$. The fifth term takes $O(M)$ time if the inner products between the query and the dictionary elements for the fine quantizer are precomputed. The sixth term takes $O(M)$ when the inner products between the elements of the coarse and fine dictionaries are precomputed offline. The last two terms are omitted because they are approximately equal to a constant (the constant equals 0 for PQ and CKM). In summary, the online time complexity is $O(M)$ with precomputing the inner product table storing the inner products between the query and the fine dictionary elements.

Results. We compare the proposed approach, NOCQ, with PQ and CKM, and use them to train the coarse and fine quantizers. In addition, we also report the results of the sparse version of our approach [43]: the dictionary is sparse, thus the distance table computation is accelerated. We con-

sider two sparsity degrees: one, termed as SNOCQ1, has the same sparse degree (i.e., the number of nonzeros = KD) with PQ, and the other, SNOCQ2, in which the number of nonzeros is equal to $\min(KD + D^2, MKD)$, has similar distance table computation cost with CKM. Following [3], for all the approaches, we use $K = 2^{14}$ to build coarse dictionaries and $M = 8, 16$ for compact code representation. The performance comparison in terms of recall@ R ($R = 1, 10, 100$), T_1 (query time cost for the scheme with database vector reconstruction), T_2 (query time cost for the scheme without database vector reconstruction but through distance lookup tables) with respect to the length of the retrieved candidate list L ($L = 10000, 30000, 100000$) is summarized in Table 7.

It can be seen in terms of the search accuracy that our approach NOCQ performs the best and that our approach SNOCQ1 (SNOCQ2) performs better than PQ (CKM). Compared with the T_1 and T_2 columns, our approaches, SNOCQ1 and SNOCQ2, like PQ and CKM, are both accelerated, and according to the T_2 column, the query costs of our approaches (SNOCQ1 and SNOCQ2) are almost the same to that of the most efficient approach PQ. Considering the overall performance in terms of the query cost for the accelerated scheme (T_2) and the recall, one can see that SNOCQ2 performs the best. For example, the query cost of SNOCQ2 is 36% smaller than that of NOCQ when retrieving 10000 candidates with 64 bits and the recall decreases less than 2.2%. In other cases, the recall decrease is always less than 3% while the query cost is saved at least 7%. In summary, our approach NOCQ is the best choice if the code length, thus storage and memory cost, is top priority, or if a larger number of candidate images are needed to rerank, and its sparse version performs the best when concerning about both query time and storage cost.

8.2 Inner Product Similarity Search

In this section, we study the application of composite quantization to maximum inner product similarity search, which aims to find a database vector \mathbf{x}^* so that $\mathbf{x}^* = \arg \max_{\mathbf{x} \in \mathcal{X}} \langle \mathbf{q}, \mathbf{x} \rangle$. Given the approximation $\mathbf{x} \approx \bar{\mathbf{x}} = \sum_{m=1}^M \mathbf{c}_{mk_m}$, the approximated inner product between a query \mathbf{q} and a database vector \mathbf{x} is computed by $\langle \mathbf{q}, \mathbf{x} \rangle \approx \langle \mathbf{q}, \bar{\mathbf{x}} \rangle = \sum_{m=1}^M \langle \mathbf{q}, \mathbf{c}_{mk_m} \rangle$. The computation cost can be reduced to $O(M)$ by looking up an inner product table storing MK inner products, $\{\langle \mathbf{q}, \mathbf{c}_{mk} \rangle \mid m = 1, \dots, M, k = 1, \dots, K\}$.

Similar to the triangle inequality for upper-bounding the Euclidean distance approximation error, we have a property for the inner product distance approximation error, and the property is given as,

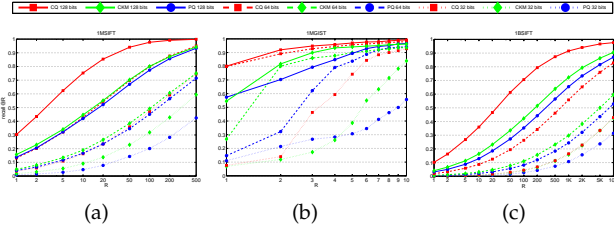


Fig. 12. The inner product search performance for different algorithms on (a) 1MSIFT, (b) 1MGIST and (c) 1BSIFT.

Property 3. Given a query vector \mathbf{q} , a data vector \mathbf{x} and its approximation $\bar{\mathbf{x}}$, the absolute difference between the true inner product and the approximated inner product is upper-bounded:

$$|\langle \mathbf{q}, \mathbf{x} \rangle - \langle \mathbf{q}, \bar{\mathbf{x}} \rangle| \leq \|\mathbf{x} - \bar{\mathbf{x}}\|_2 \|\mathbf{q}\|_2. \quad (23)$$

The upper bound is related to the L_2 norms of \mathbf{q} , meaning that the bound depends on the query \mathbf{q} (in contrast, the upper bound for Euclidean distance does not depend on the query). However, the solution in inner product similarity search does not depend on the L_2 norm of the query as queries with different L_2 norm have the same solution, i.e., $\mathbf{x}^* = \arg \max_{\mathbf{x} \in \mathcal{X}} \langle \mathbf{q}, \mathbf{x} \rangle = \arg \max_{\mathbf{x} \in \mathcal{X}} \langle s\mathbf{q}, \mathbf{x} \rangle$, where s is an arbitrary positive number. In this sense, it also holds that more accurate vector approximation can potentially lead to better inner product similarity search.

The results of different algorithms over 1MSIFT, 1MGIST and 1BSIFT are shown in Figure 12. The groundtruth nearest neighbors of a given query are computed by linear scanning all the database vectors and evaluating the inner product similarity between the query and each database vector. We can see that our approach gets the best performance on all the datasets with various code lengths.

8.3 Query Compression for Mobile Search

Mobile search is an emerging direction of image and information retrieval. It is usually expected that the object transmitted from the client to the server is as small as possible. In this section, we conduct an experiment: the database points are processed using the compact coding approach, e.g., NOCQ, PQ and CKM; the query is transformed to a compact code (in the client side); the query reconstructed (in the server side) from the transformed compact code is compared with the database points. The query is compressed in our approach NOCQ using the non-orthogonal version CQ as the reconstruction quality is better, while the same coding scheme is used in both the client and server sides for other approaches.

The results are shown in Figure 13 over 1MSIFT, 1MGIST, and 1BSIFT (its whole data is used as the search database) with 64 bits and 128 bits for 1-NN search. It is as expected that our approach consistently performs the best. In particular, the improvement gain of our approach over the second best method, CKM, is even more significant compared with the results shown in Figures 8 and 10 obtained without compressing the query. For example, the recall gain for 1MSIFT with 128 bits at position 1 is increased from 0.3522 to 0.4459, and the recall gain for 1BSIFT with 128 bits at position 10 is increased from 0.5224 to 0.6057.

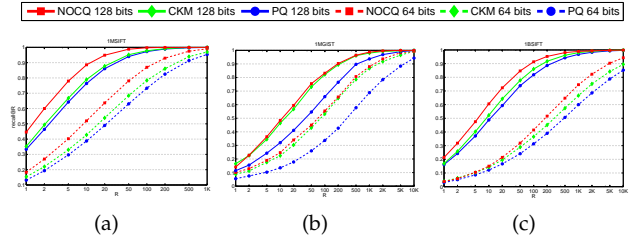


Fig. 13. The search performance with query reconstructed on (a) 1MSIFT, (b) 1MGIST, and (c) 1BSIFT over 64 bits and 128 bits.

TABLE 8

The performance over the Holidays dataset in terms of MAP using different length of codes encoding.

	#Bits	ITQ	PQ	CKM	NOCQ
Fisher	32	0.413	0.504	0.537	0.550
	64	0.533	0.548	0.578	0.622
	128	0.588	0.579	0.598	0.634
VLAD	32	0.438	0.513	0.545	0.578
	64	0.537	0.574	0.598	0.632
	128	0.607	0.586	0.609	0.644

8.4 Application to object retrieval

We report the results of the applications to object retrieval. In object retrieval, images are represented as an aggregation of local descriptors, often thousands of dimension. We evaluate the performances over the 4096-dimensional Fisher vectors [28] and the 4096-dimensional VLAD vectors [17] extracted from the INRIA Holidays dataset [15] that contains 500 query and 991 relevant images, and the UKBench dataset [26] that contains 2550 groups of 4 images each (totally 10200 images).

The search performances in terms of mean average precision (MAP) [15] for the Holidays dataset and the score [26] for the UKBench dataset are shown in Table 8 and Table 9. It can be seen that NOCQ performs the best, which is because our approach (NOCQ) produces better vector approximation.

9 CONCLUSION

In this paper, we present a compact coding approach, near-orthogonal composite quantization, to approximate nearest neighbor search. The superior search accuracy stems from that it exploits the composition of dictionary elements to approximate a vector, yielding smaller quantization errors. The search efficiency is guaranteed by imposing the near-orthogonality constraint and discarding its computation. The empirical results suggest that near-orthogonal composite quantization outperforms existing methods for search under the Euclidean-distance and composite quantization achieves superior performance for search with the inner-product similarity. Composite quantization has been extended to semantic quantization [38] for semantic retrieval and multi-modality quantization [44] for multi-modality search.

TABLE 9

The performance over the UKBench dataset in terms of scores using different length of codes encoding.

	#Bits	ITQ	PQ	CKM	NOCQ
Fisher	32	2.116	2.203	2.606	2.740
	64	2.632	2.618	2.894	3.009
	128	2.881	2.851	3.039	3.154
VLAD	32	2.093	2.214	2.631	2.746
	64	2.617	2.629	2.925	3.046
	128	2.895	2.878	3.069	3.185

APPENDIX: PROOF OF THEOREM 2

Proof. We have the following inequality,

$$\begin{aligned}
 & |\tilde{d}(\mathbf{q}, \bar{\mathbf{x}}) - \hat{d}(\mathbf{q}, \mathbf{x})| \\
 &= |\tilde{d}(\mathbf{q}, \bar{\mathbf{x}}) - \hat{d}(\mathbf{q}, \bar{\mathbf{x}}) + \hat{d}(\mathbf{q}, \bar{\mathbf{x}}) - \hat{d}(\mathbf{q}, \mathbf{x})| \\
 &\leq |\tilde{d}(\mathbf{q}, \bar{\mathbf{x}}) - \hat{d}(\mathbf{q}, \bar{\mathbf{x}})| + |\hat{d}(\mathbf{q}, \bar{\mathbf{x}}) - \hat{d}(\mathbf{q}, \mathbf{x})|. \quad (24)
 \end{aligned}$$

We will show (a) $|\tilde{d}(\mathbf{q}, \bar{\mathbf{x}}) - \hat{d}(\mathbf{q}, \bar{\mathbf{x}})| \leq |\delta|^{1/2}$ and (b) $|\hat{d}(\mathbf{q}, \bar{\mathbf{x}}) - \hat{d}(\mathbf{q}, \mathbf{x})| \leq \|\mathbf{x} - \bar{\mathbf{x}}\|_2$, respectively.

The proof for (a) is given as follows,

$$\begin{aligned}
 & |\tilde{d}(\mathbf{q}, \bar{\mathbf{x}}) - \hat{d}(\mathbf{q}, \bar{\mathbf{x}})|^2 \\
 &\leq |\tilde{d}(\mathbf{q}, \bar{\mathbf{x}}) - \hat{d}(\mathbf{q}, \bar{\mathbf{x}})| |\tilde{d}(\mathbf{q}, \bar{\mathbf{x}}) + \hat{d}(\mathbf{q}, \bar{\mathbf{x}})| \\
 &= |\tilde{d}^2(\mathbf{q}, \bar{\mathbf{x}}) - \hat{d}^2(\mathbf{q}, \bar{\mathbf{x}})| \quad (25) \\
 &= |\delta|. \quad (26)
 \end{aligned}$$

The last equality from (25) to (26) holds because we have $\hat{d}^2(\mathbf{q}, \bar{\mathbf{x}}) = \tilde{d}^2(\mathbf{q}, \bar{\mathbf{x}}) + \delta$.

The proof for (b) is presented in the following. For convenience, we denote $\eta = (M - 1)\|\mathbf{q}\|_2^2 \geq 0$.

$$\begin{aligned}
 & |\hat{d}(\mathbf{q}, \bar{\mathbf{x}}) - \hat{d}(\mathbf{q}, \mathbf{x})| \\
 &= |\sqrt{d^2(\mathbf{q}, \bar{\mathbf{x}}) + \eta} - \sqrt{d^2(\mathbf{q}, \mathbf{x}) + \eta}| \\
 &= \frac{|(d^2(\mathbf{q}, \bar{\mathbf{x}}) + \eta) - (d^2(\mathbf{q}, \mathbf{x}) + \eta)|}{\sqrt{d^2(\mathbf{q}, \bar{\mathbf{x}}) + \eta} + \sqrt{d^2(\mathbf{q}, \mathbf{x}) + \eta}} \\
 &\leq \frac{|d^2(\mathbf{q}, \bar{\mathbf{x}}) - d^2(\mathbf{q}, \mathbf{x})|}{d(\mathbf{q}, \bar{\mathbf{x}}) + d(\mathbf{q}, \mathbf{x})} \\
 &= |d(\mathbf{q}, \bar{\mathbf{x}}) - d(\mathbf{q}, \mathbf{x})| \\
 &\leq d(\mathbf{x}, \bar{\mathbf{x}}) \text{ (by the triangle inequality)} \\
 &= \|\mathbf{x} - \bar{\mathbf{x}}\|_2. \quad (27)
 \end{aligned}$$

We can easily validate (b) in the case that the denominator happens to be 0 in the above proof.

Thus, the theorem holds. \square

APPENDIX: PROOF OF PROPERTY 3

Proof. The proof is simple and given as follows. Look at the absolute value of the inner product approximation error,

$$|\langle \mathbf{q}, \mathbf{x} \rangle - \langle \mathbf{q}, \bar{\mathbf{x}} \rangle| \quad (28)$$

$$= |\langle \mathbf{q}, \mathbf{x} - \bar{\mathbf{x}} \rangle| \text{ (by the distributive property)} \quad (29)$$

$$\leq \|\mathbf{x} - \bar{\mathbf{x}}\|_2 \|\mathbf{q}\|_2 \quad (30)$$

$$\leq C \|\mathbf{x} - \bar{\mathbf{x}}\|_2. \quad (31)$$

Thus, the approximation error is upper-bounded by $C\|\mathbf{x} - \bar{\mathbf{x}}\|_2$, assuming that $\|\mathbf{q}\|_2$ is upper-bounded by a constant C . \square

REFERENCES

- [1] A. Babenko and V. Lempitsky. Additive quantization for extreme vector compression. In *CVPR*, pages 931–939, 2014.
- [2] A. Babenko and V. Lempitsky. Tree quantization for large-scale similarity search and classification. In *CVPR*, 2015.
- [3] A. Babenko and V. S. Lempitsky. The inverted multi-index. In *CVPR*, pages 3069–3076, 2012.
- [4] A. Babenko and V. S. Lempitsky. Improving bilayer product quantization for billion-scale approximate nearest neighbors in high dimensions. *CoRR*, abs/1404.1831, 2014.
- [5] C. Du and J. Wang. Inner product similarity search using compositional codes. *CoRR*, abs/1406.4966, 2014.
- [6] J. H. Friedman, J. L. Bentley, and R. A. Finkel. An algorithm for finding best matches in logarithmic expected time. *ACM Trans. Math. Softw.*, 3(3):209–226, 1977.
- [7] T. Ge, K. He, Q. Ke, and J. Sun. Optimized product quantization for approximate nearest neighbor search. In *CVPR*, pages 2946–2953, 2013.
- [8] Y. Gong, S. Kumar, V. Verma, and S. Lazebnik. Angular quantization-based binary codes for fast similarity search. In *NIPS*, pages 1205–1213, 2012.
- [9] Y. Gong and S. Lazebnik. Iterative quantization: A procrustean approach to learning binary codes. In *CVPR*, pages 817–824, 2011.
- [10] Y. Gong, S. Lazebnik, A. Gordo, and F. Perronnin. Iterative quantization: A procrustean approach to learning binary codes for large-scale image retrieval. *IEEE Trans. Pattern Anal. Mach. Intell.*, 35(12):2916–2929, 2013.
- [11] A. Gordo and F. Perronnin. Asymmetric distances for binary embeddings. In *CVPR*, pages 729–736, 2011.
- [12] A. Gordo, F. Perronnin, Y. Gong, and S. Lazebnik. Asymmetric distances for binary embeddings. *IEEE Trans. Pattern Anal. Mach. Intell.*, 36(1):33–47, 2014.
- [13] R. M. Gray and D. L. Neuhoff. Quantization. *IEEE Transactions on Information Theory*, 44(6):2325–2383, 1998.
- [14] J.-P. Heo, Z. Lin, and S.-E. Yoon. Distance encoded product quantization. In *CVPR*, pages 2139–2146, 2014.
- [15] H. Jegou, M. Douze, and C. Schmid. Hamming embedding and weak geometric consistency for large scale image search. In *ECCV*, pages 304–317, 2008.
- [16] H. Jegou, M. Douze, and C. Schmid. Product quantization for nearest neighbor search. *IEEE Trans. Pattern Anal. Mach. Intell.*, 33(1):117–128, 2011.
- [17] H. Jegou, M. Douze, C. Schmid, and P. Pérez. Aggregating local descriptors into a compact image representation. In *CVPR*, pages 3304–3311, 2010.
- [18] H. Jegou, R. Tavenard, M. Douze, and L. Amsaleg. Searching in one billion vectors: Re-rank with source coding. In *ICASSP*, pages 861–864, 2011.
- [19] Y. Kalantidis and Y. Avrithis. Locally optimized product quantization for approximate nearest neighbor search. In *CVPR*, pages 2329–2336, 2014.
- [20] W. Kong and W.-J. Li. Isotropic hashing. In *NIPS*, pages 1655–1663, 2012.
- [21] A. Krizhevsky, I. Sutskever, and G. E. Hinton. Imagenet classification with deep convolutional neural networks. In *Advances in Neural Information Processing Systems 25: 26th Annual Conference on Neural Information Processing Systems 2012. Proceedings of a meeting held December 3-6, 2012, Lake Tahoe, Nevada, United States.*, pages 1106–1114, 2012.
- [22] Y. LeCun, L. Bottou, Y. Bengio, and P. Haffner. Gradient-based learning applied to document recognition. In *Intelligent Signal Processing*, pages 306–351. IEEE Press, 2001.
- [23] W. Liu, J. Wang, R. Ji, Y.-G. Jiang, and S.-F. Chang. Supervised hashing with kernels. In *CVPR*, pages 2074–2081, 2012.
- [24] Y. Matsui, T. Yamasaki, and K. Aizawa. Pqtable: Fast exact asymmetric distance neighbor search for product quantization using hash tables. 2015.
- [25] M. Muja and D. G. Lowe. Fast approximate nearest neighbors with automatic algorithm configuration. In *VISSAPP (1)*, pages 331–340, 2009.
- [26] D. Nistér and H. Stewénus. Scalable recognition with a vocabulary tree. In *CVPR (2)*, pages 2161–2168, 2006.
- [27] M. Norouzi and D. J. Fleet. Cartesian k-means. In *CVPR*, pages 3017–3024, 2013.
- [28] F. Perronnin and C. R. Dance. Fisher kernels on visual vocabularies for image categorization. In *CVPR*, 2007.
- [29] O. Russakovsky, J. Deng, H. Su, J. Krause, S. Satheesh, S. Ma, Z. Huang, A. Karpathy, A. Khosla, M. Bernstein, A. C. Berg, and L. Fei-Fei. Imagenet large scale visual recognition challenge.

- International Journal of Computer Vision (IJCV)*, pages 1–42, April 2015.
- [30] B. C. Russell, A. Torralba, K. P. Murphy, and W. T. Freeman. Labelme: A database and web-based tool for image annotation. *International Journal of Computer Vision*, 77(1-3):157–173, 2008.
- [31] G. Shakhnarovich, T. Darrell, and P. Indyk. *Nearest-Neighbor Methods in Learning and Vision: Theory and Practice*. The MIT press, 2006.
- [32] C. Silpa-Anan and R. Hartley. Optimised kd-trees for fast image descriptor matching. In *CVPR*, 2008.
- [33] J. Wang, S. Kumar, and S.-F. Chang. Semi-supervised hashing for large-scale search. *IEEE Trans. Pattern Anal. Mach. Intell.*, 34(12):2393–2406, 2012.
- [34] J. Wang and S. Li. Query-driven iterated neighborhood graph search for large scale indexing. In *ACM Multimedia*, pages 179–188, 2012.
- [35] J. Wang, H. T. Shen, J. Song, and J. Ji. Hashing for similarity search: A survey. *CoRR*, abs/1408.2927, 2014.
- [36] J. Wang, J. Wang, J. Song, X.-S. Xu, H. T. Shen, and S. Li. Optimized cartesian k -means. *CoRR*, abs/1405.4054, 2014.
- [37] J. Wang, T. Zhang, J. Song, N. Sebe, and H. T. Shen. A survey on learning to hash. *CoRR*, abs/1606.00185, 2016.
- [38] X. Wang, T. Zhang, G.-J. Qi, J. Tang, and J. Wang. Supervised quantization for similarity search. In *CVPR*, pages 2018–2026, 2016.
- [39] B. Xu, J. Bu, Y. Lin, C. Chen, X. He, and D. Cai. Harmonious hashing. In *IJCAI*, 2013.
- [40] F. Yu, S. Kumar, Y. Gong, and S.-F. Chang. Circulant binary embedding. In *ICML (2)*, pages 946–954, 2014.
- [41] M. Yuan and Y. Lin. Model selection and estimation in regression with grouped variables. *Journal of the Royal Statistical Society, Series B*, 68:49–67, 2006.
- [42] T. Zhang, C. Du, and J. Wang. Composite quantization for approximate nearest neighbor search. In *ICML (2)*, pages 838–846, 2014.
- [43] T. Zhang, G.-J. Qi, J. Tang, and J. Wang. Sparse composite quantization. In *CVPR*, pages 4548–4556, 2015.
- [44] T. Zhang and J. Wang. Collaborative quantization for cross-modal similarity search. In *CVPR*, pages 2036–2045, 2016.