

V2X Content Distribution Using Batched Network Code

Yumeng Gao, *Student Member, IEEE*, Xiaoli Xu, *Member, IEEE*, Yong Liang Guan, *Member, IEEE*,
and Peter Han Joo Chong, *Member, IEEE*

Abstract—Content distribution is one of the most popular applications in intelligent transportation system to assist vehicles in acquiring information and achieving mobile entertainment. In this paper, we consider content distribution from a single roadside infrastructure to a group of vehicles passing by it. To combat the short connection time and the lossy channel, the downloaded contents need to be further shared among vehicles after the broadcasting phase. To this end, we introduce an efficient V2X, i.e., joint vehicle-to-infrastructure (V2I) and vehicle-to-vehicle (V2V) scheme by using batched sparse (BATS) code to minimize the traffic overhead and reduce the total downloading delay. Specifically, the roadside unit (RSU) encodes the original large-size file into a number of batches in a rateless manner, each containing a fixed number of encoded packets, which are then sequentially broadcast during the connection time. After vehicles moving out of the coverage area of the RSU, they actively help each other with the file recovery via efficient network-coded P2P transmissions. To maximize the usefulness of each transmission, and hence reduce the total transmission cost, a utility-based distributed algorithm is proposed to obtain the optimal broadcasting sequence at each individual vehicle. Furthermore, we derive a closed-form expression for the expected channel rank distribution observed at the bottleneck vehicle, which is then used to optimize BATS coding parameters. The performance of the proposed content distribution scheme is evaluated by extensive simulations and shown to significantly outperform the existing content distribution protocols.

Index Terms—Vehicular networks, joint V2I and V2V communication, content distribution, batched sparse code, channel rank distribution.

I. INTRODUCTION

VEHICULAR ad-hoc network (VANET) [1] is an emerging technology that integrates the concept of wireless ad-hoc network and new advances in communication networks to the domain of vehicles. As a key part of intelligent transportation system (ITS), VANET is envisioned and designed to provide a large number of various and attractive applications for road safety concern, navigation, traffic efficiency and commercial interests, etc. Safety-related services such as collision avoidance, emergency warning and blind crossing are the initial motivations to establish ITS [2]. With the increasing popularity of vehicular communication system,

the designs of non-safety protocols to offer drivers on-board comfort and entertainment extend the mission of ITS. Content distribution or content downloading is an important form of communication to achieve both safety and non-safety types of services. It can be utilized for delivering informative contents like digital maps, or traffic information like accident reports, or commercial materials like promotional videos.

Generally, content is distributed by the roadside Unit (RSU) to the vehicles which are equipped with on-board units (OBUs) via the vehicle-to-infrastructure (V2I) communications. An explicit requirement of the content distribution protocol is to ensure high reliability and low downloading delay for all the intended receiving vehicles. However, due to the dynamic vehicular environments and high mobility of vehicles, the channel between the RSU and passing vehicles is prone to packet loss. Meanwhile, considering the cost and location restriction of the RSU deployment, in some situations, it is not always possible to place many RSUs in a certain region. So the insufficient connection time between the vehicle and the RSU, also imposes challenges on the reception of the complete file. For the large-size multimedia files, the necessity to enlarge the dissemination range becomes more obvious. When vehicles leave the coverage area of the RSU, with the assistance of vehicle-to-vehicle (V2V) communication, they can share the collected data with neighboring vehicles and help each other recover the uncollected pieces, which can be referred to as peer-to-peer (P2P) communication. Naturally, it is important to have a good transmission coordination among vehicles to reduce the downloading delay as well as to enhance the reliability of the system.

The design of routing-based P2P sharing and selection mechanism for content distribution in vehicular networks has been investigated in [3]–[5]. However, those works are the pull-based protocols in which the transmissions from vehicles are of on-demand basis. The packet availability of each vehicle and the downloading requests must be exchanged to determine the P2P traffic flow and the part of data to be transmitted, which incur significant transmission overhead. In addition, packet flooding and duplicate transmissions will prolong the total delay and are vulnerable to large-scale networks.

Aiming at solving the aforementioned problems and enhancing the transmission reliability under the fading channel, many protocols and schemes apply network coding (NC) [6] [7] to the content distribution [8]–[15]. A pioneer work that adopts the file swarming with network coding is CodeTorrent [9]. Vehicles in CodeTorrent share the file requests with neighbors. Any vehicle that has downloaded any part of the requested

Y. Gao, X. Xu and Y. L. Guan are with the School of Electrical and Electronic Engineering, Nanyang Technological University, Singapore 639798 (email: ygao005@e.ntu.edu.sg; xuxiaoli,eylguan@ntu.edu.sg).

P. H. J. Chong is with the Department of Electrical and Electronic Engineering Auckland University of Technology, Auckland 1142, New Zealand (email: peter.chong@aut.ac.nz).

This work was supported by the NTU-NXP Intelligent Transport System Test-Bed Living Lab Fund S15-1105-RF-LLF from the Economic Development Board, Singapore.

pieces linearly encodes the file and sends out the coded piece via P2P cooperative transmissions. Typically, CodeTorrent uses the random linear network coding (RLNC) to ensure a high successful decoding probability. However, CodeTorrent still introduces a large packet overhead due to its pull-based nature. On the other hand, a similar NC based content distribution scheme, VANETCODE [10] can largely reduce the network overhead by using the push-based mechanism. Any vehicle holds the useful pieces will actively disseminate them to the peers. However, the protocol does not consider the transmission scheduling of peers, which is critical to an efficient content distribution mechanism. The authors in [11] show the gain in the reduction of content downloading latency by using NC, whereas the scheduling of the P2P transmissions is not taken into account either. In order to achieve the seamless message spreading, the authors in [13] consider the packet relaying among vehicles while receiving signals from the roadside base station. The interference caused by the relaying node is canceled by physical-layer network coding and a centralized transmission scheduling is proposed to realize the fairness of relaying at each vehicle. The implementation of physical layer network coding requires precise channel estimation and synchronization, which is difficult to achieve in the dynamic vehicular networks. Ye *et.al.* consider the content dissemination by utilizing RLNC but concentrate on the horizontal P2P data dissemination [12]. By assuming a perfect scheduler, the nearest node to the transmitter will perform as the next relay node to continue disseminating the received data, which forms a line-network topology. Different from aforementioned schemes and approaches, CodeOn [8] emphasizes the effects of the prioritized relay on the total downloading rate. Specifically, by exchanging the packet reception status, each vehicle obtains the global states of neighboring vehicles hence exploits the P2P transmission opportunities based on the usefulness of the content. However, the frequent status exchange leads to large traffic overhead. Furthermore, CodeOn applies the symbol-level network coding [16] to combat the lossy channel environment, which requires large computational complexity and more network coding overhead. A rank-based scheme was proposed in [14] to determine the transmission probability of each vehicle in V2V communications. By using a simplified status exchange approach, the traffic overhead can be minimized compared to [8] whereas the rank-based scheme still consumes extra bandwidth to frequently update the reception status. The authors in [15] proposed a scheduling strategy for data dissemination in a centralized manner. A central server (CS) selects the relay node based on the decoding status and channel state.

In this paper, we adopt a two-stage coding scheme named BATS code to improve the effectiveness of the packets in the V2I communication and propose the distributed P2P scheduling in the V2V communications, and thus achieve efficient and low-overhead content distribution. BATS code was originally proposed for multi-hop line network in [17] and it consists of an outer code and an inner code. The outer code generalizes the fountain code by generating M coded packets from a group of input packets to form a batch, where M is referred to as the batch size. The BATS inner code which is RLNC code,

can be performed within each batch at the intermediate nodes such as vehicles in this context, to generate coded packets for P2P transmissions. The outer and inner code can be jointly decoded with efficient belief propagation (BP) algorithm [17]. Compared with the conventional RLNC, BATS code has much lower coding overhead that is determined by the batch size and lower encoding/decoding complexity, which makes it suitable for the computation-limited devices, e.g., the OBU.

The application of BATS code for distributing a file from a common source node to a group of closely-located receivers in a static ad-hoc network has been discussed in [18]. Our work extends the application of BATS code to VANET where each vehicle has a short connection time with the RSU. Different from the static network considered in [18] where the number of source transmissions can be simply adjusted according to the channel statistics, the broadcasting time of the RSU is determined by the vehicle speed. Moreover, vehicles face a varying channel in the V2I communication. The channel-induced loss is different for each vehicle at different time instances. So it is necessary to investigate the system performance as well as the design of an efficient BATS code.

In this paper, we propose a joint design for V2I and V2V content distribution based on BATS code. We consider the scenario where a RSU is installed by the side of the road, which is easily expanded to the multi-RSU case. The content distributed is completed in two phases: the RSU broadcasting phase and the P2P cooperative sharing phase. For the RSU broadcasting phase, the file is encoded with BATS outer code at the RSU and the encoded batches sent out sequentially. The rateless nature of the outer code allows the RSU to broadcast continuously. Hence no packet reception feedback from the vehicle to the RSU is required and the effectiveness of each coded packet broadcast by the RSU is enhanced. After the vehicles leave the coverage area of the RSU, the P2P sharing phase starts. The BATS inner code enables efficient packet exchange among vehicles. With BP decoding, vehicles are able to decode the distributed content without the need to decode each coding block. Note that our proposed design can be integrated with both DSRC [19] and Cellular V2X (C-V2X) [20] technologies. The BATS code is still applicable when considering the cellular base station as the source of content. The P2P sharing maintains its effectiveness in the D2D communication of C-V2X. The major contributions of this paper are as follows.

- 1) First, we theoretically analyze the RSU broadcasting phase and derive the expressions for the packet reception statuses of both the individual vehicle and the whole group.
- 2) Second, for the sake of enhancing the effectiveness of each packet sent during P2P communications as well as reducing the network overhead caused by the status exchange, we propose a utility-based distributed P2P transmission method, where an individual vehicle can make the transmission decision locally.
- 3) Third, we give an analytical approach to approximate the real rank distribution leading to an optimal BATS code, which can be used for optimizing the BATS coding parameters.
- 4) Last, the performances of the proposed content distribution

scheme are evaluated through extensive simulations, which show that the effectiveness of each transmission in P2P sharing is enhanced and the average downloading delay at each vehicle can be largely reduced in comparison with the popular existing protocols [8], [9]. When enlarging the size of the vehicle group, our scheme has good scalability and can further optimize the total number of transmissions.

The rest of the paper is organized as follows. Section II introduces the system model. The first and second phases of the proposed schemes are given in Section III and Section IV. The estimation of rank distribution is in Section V. Section VI evaluates the performances of the proposed scheme and verifies the effectiveness and superiority of the proposed solution through simulations. Finally, Section VII concludes the paper.

II. PROBLEM FORMULATION

A. System Model

We consider a general system model of content distribution in the vehicular networks, where a deployed RSU is placed at the place of interests, e.g., the campus entrance of a university. As illustrated in Fig. 1, the RSU by the side of the multi-lane road is actively pushing local informative contents such as high-resolution maps and promotional videos to the incoming vehicles. Since only the vehicles that move towards the same direction are interested in the same file, we focus on the performance of content distribution in the uni-direction. Each vehicle carries a GPS device to calculate its geographical position, and each vehicle is equipped with two radios, which use control channel and service channel, respectively. The exchange of the control packets helps the vehicles obtain the speed and position information of neighbors. So vehicles moving at relatively close speeds and within the same communication range can form a small cluster or a group. Vehicles with much higher or lower speeds will not be included in the same group. We assume a group has k vehicles denoted by V_1, V_2, \dots, V_k from right to left. Their instantaneous moving speeds are v in kilometers per hour with at most ± 5 km/h variations. The average distance between any two vehicles V_i and V_j can be derived from the control packet and represented by $S_{i,j}$, where $i, j \in \{1, 2, \dots, k\}$. The communication range of the RSU is denoted by R . The reception probability beyond this range is assumed to be negligible. The length of the road that is within RSU's communication range is L .

As shown in Fig. 1, the content distribution consists of two phases. The first phase happens when the vehicles are passing through the coverage area of the RSU. The reception of received packets depends on both the distance between the RSU and the receiving vehicle as well as the instantaneous channel gain. Since the distance between two adjacent vehicles is of much higher order than the wavelength, vehicles are assumed to have independent fading coefficients which follow the Nakagami-m distribution. Due to the short connection period with the RSU and the impact of the lossy channel, a single vehicle may not be able to receive enough packets for decoding the original file. Therefore, in addition to V2I communication, we introduce a broadcasting-based P2P cooperative sharing

TABLE I
RELATED NOTATIONS.

Notation	Definition
k	Vehicle group size
γ_{th}	Signal-to-noise ratio threshold
F	File size
ℓ	Packet length
N	Total number of packets sent by the RSU
J	Total number of batches sent by the RSU
M	Batch size
R_b	Data transmission rate
P_t/P'_t	Transmission power at the RSU / vehicle
P_N	Noise power
f	Carrier frequency
m_1/m_2	Fading shape factor for V2I / V2V channel
β	Path loss exponent

method allowing vehicles to exchange the coded packets for further file recovery. These complementary transmissions in Phase 2 are achieved through V2V communication and initiated after the last vehicle moves outside the communication range of the RSU.

B. Encoding and Decoding of BATS Code

We assume the original file is divided into F packets. In the first phase, the RSU uses the outer code of BATS code to generate coded packets in batch. To form a typical batch with index j , \mathbf{d}_j packets are uniformly and randomly chosen from F packets, and are linearly transformed into M coded packets. This random degree \mathbf{d}_j follows the pre-determined degree distribution Ψ . Thanks to the rateless nature of BATS code, the RSU can continuously and sequentially generate and broadcast BATS coded batches. From the time the first vehicle V_1 enters the coverage area of the RSU until the last vehicle of the group leaves, the total number of packets sent by the RSU is denoted by N . As a batch consists of M packets, equivalently, $J = N/M$ batches can be delivered to the vehicle group. We label each packet by packet index n , where $n = 1, 2, \dots, N$, and the sequence number of the batches by batch index j , where $j = 1, 2, \dots, J$. So the j th batch contains the packets with indices from $(j-1)M + 1$ to jM . Denoted by ℓ the packet length in bits and $T_p \triangleq \ell/R_b$ the time for RSU sending one packet, where R_b is the RSU transmission rate.

For cooperative P2P transmissions, vehicles apply the inner BATS code which is the random linear network code to further encode the received packets of the same batch and broadcast. With optimally designed BATS code, the original file can be decoded from any $F' = (1 + \epsilon)F$ innovative packets¹, where $\epsilon \ll 1$ is the coding overhead.

By using BATS code, the encoding complexity is $O(M\ell)$ and the decoding complexity is $O(M^2 + M\ell)$ per packet. In contrast, when using the RLNC, the encoding and decoding complexities are $O(F\ell)$ and $O(F^2 + F\ell)$, respectively. Since $F \gg M$, BATS code has a much lower encoding/decoding complexity.

¹A packet is innovative if it is independent of all other packets.

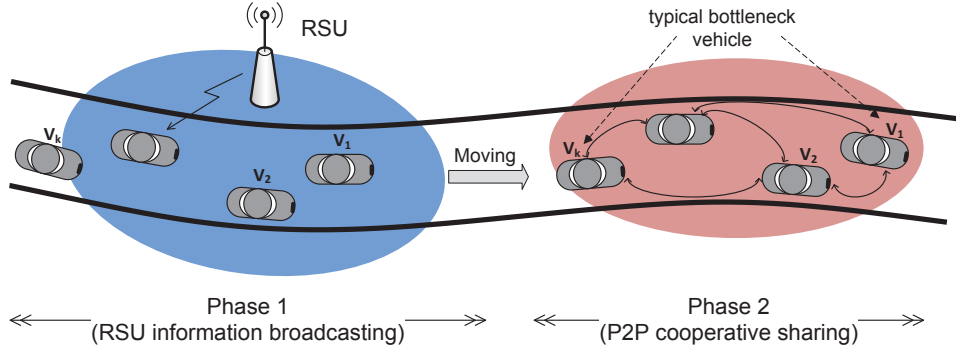


Fig. 1. The system model of the content distribution.

III. INFORMATION BROADCASTING BY THE RSU

Based on our system model, the number of BATS coded batches that can be broadcast by the RSU is limited by the connection time between the RSU and the vehicles. In this section, we analyze the theoretical number of innovative packets received by an individual vehicle and the whole group in Phase 1, respectively.

A. Reception Status of a Single Vehicle

We characterize the communication link between the RSU and the vehicle by a Nakagami- m fading channel. Since RSU is the only node that occupies the service channel for broadcasting data messages and all vehicles are in silent mode when receiving packets, there is no interfering signal imposed by any vehicle. The signal outage probability of a vehicle is defined as the probability of its signal-to-noise ratio (SNR) dropping below the SNR threshold γ_{th} . When the RSU starts to distribute the n th packet, the distance between the RSU and the vehicle V_i is given by $d_{i,n}$. We assume that the transmission time of a packet is sufficiently small so the distance variation during a single packet's transmission is negligible. Given the RSU's transmission power P_t , noise power P_N and path loss exponent β , the SNR $\gamma_{i,n}$ of vehicle V_i when it starts receiving the packet n can be expressed as

$$\gamma_{i,n} = \frac{P_t \cdot \alpha \cdot g \cdot (d_{i,n})^{-\beta}}{P_N} \quad (1)$$

where g is the channel gain and the constant α denotes the power gain at the distance $d = 1\text{m}$. The channel gain g of the Nakagami fading channel follows the gamma distribution with shape factor m_1 and average power $\Omega = \mathbb{E}[g]$, i.e.,

$$f_g(x) = \left(\frac{m_1}{\Omega}\right)^{m_1} \frac{x^{m_1-1}}{\Gamma(m_1)} \exp\left(-\frac{m_1}{\Omega}x\right) \quad (2)$$

We let $A(n, i) = \frac{\gamma_{th}}{\alpha} \frac{P_N}{P_t} (d_{i,n})^\beta$. The signal outage probability of V_i at the moment of starting receiving packet n is given by

$$\begin{aligned} P_{i,n} &= \mathbb{P}(\gamma_{i,n} < \gamma_{th}) \\ &= \mathbb{P}(g < A(n, i)) \\ &= \int_0^{A(n, i)} f_g(x) dx \\ &= 1 - \frac{1}{\Gamma(m_1)} \Gamma\left(m_1, \frac{m_1}{\Omega} A(n, i)\right) \end{aligned} \quad (3)$$

where $\Gamma(x)$ is the gamma function and $\Gamma(z, x)$ is the upper incomplete gamma function.

Lemma 1. Denote by $P_i^{[j]}$ the average signal outage probability of vehicle $V_i, i = 1, 2, \dots, k$, when receiving the packets of batch j . We have

$$P_i^{[j]} = 1 - \frac{1}{M} \sum_{n=(j-1)M+1}^{jM} (1 - P_{i,n}) \quad (4)$$

where $P_{i,n}$ is the outage probability for V_i to start receiving packet n .

Proof: See the proof in Appendix A. ■

Lemma 1 indicates that the average outage probability of a batch can be simply represented by the expected outage probability for receiving each individual packet within that batch. We assume the channel-induced packet loss probability is equivalent to the average signal outage probability. Therefore, for an individual vehicle V_i , the number of received innovative packets with batch index j is a random variable following the binomial distribution $\mathcal{B}(M, 1 - P_i^{[j]})$. Denote by $K_i^{[j]}$ the expected number of packets of batch j received at vehicle V_i and we have $K_i^{[j]} = M(1 - P_i^{[j]})$. Hence the expected total number of packets received by a typical vehicle V_i during the RSU broadcasting phase is given by $K_i = \sum_{j=1}^J K_i^{[j]}$.

B. Reception Status of the Whole Group

An innovative packet is received by the vehicle group when any one of the k vehicles successfully receives it in Phase 1. Denote the expected number of innovative packets received by the vehicle group from batch j by $K_g^{[j]}$. To find the expression for $K_g^{[j]}$, we first derive the packet loss probability for the vehicle group.

Lemma 2. Consider a group of k vehicles passing through the coverage area of a RSU. The probability that a packet from batch j is not received by any vehicle is given by

$$P_g^{[j]} = 1 - \frac{1}{M} \sum_{n=(j-1)M+1}^{jM} \left(1 - \prod_{i=1}^k P_{i,n}\right) \quad (5)$$

where $P_{i,n}$ is the probability that vehicle V_i fails to receive the n th packet.

Proof: It follows similar proof as Lemma 1, except that we consider the whole vehicle group with effective packet loss probability $\prod_{i=1}^k P_{i,n}$. ■

Accordingly, the expected number of innovative packets collected by the whole group from batch j is $K_g^{[j]} = \sum_{n=(j-1)M+1}^{jM} \left(1 - \prod_{i=1}^k P_{i,n}\right)$. The total number of innovative packets received by the vehicle group during the RSU broadcasting phase is then given by $K_g = \sum_{j=1}^J K_g^{[j]}$.

When a vehicle is travelling at a relatively high speed, it may not receive sufficient packets for decoding the file during the short connection period with the RSU. On the other hand, the vehicle group has a longer connection period and also benefits from spatial diversity. Therefore, we usually have $K_g \gg K_i, \forall i$. The margin between K_g and K_i provides an individual vehicle with the opportunity to receive more packets for decoding via the cooperative P2P transmissions, which are elaborated in the next section.

IV. PEER-TO-PEER COOPERATIVE SHARING

When the vehicles leave the communication range of the RSU, the P2P cooperative sharing is initiated to compensate the inadequate number of packets received from the RSU. In this section, we propose a utility-based method to obtain the scheduling at each individual vehicle in a distributed manner, which maximizes the effectiveness of each transmission and hence minimizes the total number of transmissions.

A. Distributed P2P-Transmission Method

To fully utilize the spatial and temporal diversity, the BATS inner code is applied for P2P communications. Specifically, when a vehicle has the chance to access the channel, it will generate and broadcast a coded packet from all the received packets of a batch. The main design problem is the scheduling at each vehicle, i.e., which batch should be selected at a given time instance. Generally, the proposed P2P-transmission method consists of two steps: utility evaluation and distributed transmission scheduling.

1) *Utility evaluation:* When the last vehicle V_k leaves the communication range of the RSU, it signals other vehicles to initiate the packet-sharing mechanism. Different from the existing literatures [8], [14], our distributed method does not require the exchange of reception status, reducing the extra communication overhead. Therefore, after detecting the initialization signal, each vehicle evaluates the utility that can be brought to peer vehicles.

We use $\mathcal{N}_i^{[j]}$ to represent the set of packets of batch j received by a typical vehicle V_i from the RSU. The number of elements in set $\mathcal{N}_i^{[j]}$ is denoted by $Y_{i,j}$, i.e., $Y_{i,j} = |\mathcal{N}_i^{[j]}|$. Let $y = |\mathcal{N}_i^{[j]} \setminus \mathcal{N}_q^{[j]}|$, where y indicates the number of innovative coded packets with batch index j that vehicle V_i can offer a peer vehicle V_q . Though $Y_{q,j}$ is unknown to vehicle V_i , we can see that when $\mathcal{N}_i^{[j]} \not\subseteq \mathcal{N}_q^{[j]}$, $y \in (0, M]$. Therefore, based on $Y_{i,j}$, we provide an evaluation approach to measure the utility of each transmission of a specific batch j from V_i to V_q . As mentioned before, vehicle's critical information including position and speed is periodically broadcast via the control

channel. The average distance between any two vehicles can be obtained, from which we can derive the packet loss probabilities between each pair of vehicles. We assume that the V2V communication channel has the Nakagami fading with shape factor m_2 . The transmission power of any vehicle is P_t' . Let α denote the power gain at the reference distance $d = 1\text{m}$. The SNR at receiver V_q when V_i is transmitting is given by $\hat{\gamma}_{i,q} = \frac{P_t'}{P_N} g\alpha(\bar{S}_{i,q})^{-\beta}$, where $\bar{S}_{i,q}$ is the average distance between two vehicles. Hence the packet loss probability from V_i to V_q is

$$\begin{aligned} \hat{P}_{i,q} &= \mathbb{P}(\hat{\gamma}_{i,q} < \gamma_{th}) \\ &= 1 - \frac{1}{\Gamma(m_2)} \Gamma\left(m_2, \frac{m_2 \gamma_{th} P_N}{\alpha P_t'} (\bar{S}_{i,q})^\beta\right) \end{aligned} \quad (6)$$

Meanwhile, in the process of receiving packets from the RSU in Phase 1, vehicle V_i may build up the database of the channel environment. We assume that each vehicle knows the packet loss probability from RSU to all its peers, $\{P_{i,n}, \forall i, n\}$, as well as that for the P2P channels, $\{\hat{P}_{i,q}, i, q = 1, \dots, k\}$. Then, given $Y_{i,j}$, the probability that y innovative coded packets of batch j can be sent from a typical vehicle V_i to any peer V_q is expressed as

$$\begin{aligned} \Pr(y|Y_{i,j}) &= \begin{cases} \binom{Y_{i,j}}{y} \left(P_q^{[j]}\right)^y \left(1 - P_q^{[j]}\right)^{Y_{i,j}-y}, & 0 < y \leq Y_{i,j} \\ 0, & \text{otherwise} \end{cases} \end{aligned} \quad (7)$$

Since each batch contains at most M innovative packets, we assume that the number of coded packets generated from each batch is no greater than M . Every time, network coefficients are randomly chosen from a finite field. The probability that different coded packets with the same batch index have dependent coefficients is negligible when the field size is sufficiently large, e.g., $GF(2^8)$. Hence we ignore the impact of network coefficients on the unsuccessful decoding throughout this paper.

Since V_i can provide V_q with only y useful packets for batch j , we know that beyond y times of transmissions, the coded packet will no longer benefit V_q unless some of the previous transmissions failed due to the channel-induced packet loss. The more times of coded packets are broadcast, the less utility they can provide to the receiver. In order to gain the maximal utility through a small number of P2P transmissions, it is important to know the transmission priority of a coded batch as well as to determine the number of transmissions of that batch. That is achieved by comparing utilities among different batches and different times of transmissions.

Now we calculate the probability that for a batch j , when t P2P transmissions have been conducted, the next transmission from V_i is still useful to V_q , which is denoted by $\Pr(E_{i \rightarrow q}^{[j]} | t)$. When the number of transmissions from V_i to V_q has not reached the number of innovative packets that V_i possesses, i.e., $t < y$, the transmission will increase the total number of innovative packets at V_q if it is successfully received. Otherwise, when $t \geq y$, the additional transmission may be useful only if V_q has failed to receive all y innovative packets from previous t transmissions. Hence, we define two events:

$E_1 = \{\text{The } (t+1)\text{th transmission is useful when at most } y-1 \text{ coded packets were received in previous } t \text{ transmissions}\}.$

$E_2 = \{\text{The } (t+1)\text{th transmission is useful regardless of the reception status of previous } t \text{ transmissions}\}.$

The probabilities of these two events are given below, respectively

$$\begin{aligned} \Pr(E_1) &= \sum_{y=1}^t \Pr(y|Y_{i,j}) \sum_{l=0}^{y-1} \binom{t}{l} (1 - \hat{P}_{i,q})^l \\ &\quad \times (\hat{P}_{i,q})^{t-l} \\ \Pr(E_2) &= \sum_{y=t+1}^M \Pr(y|Y_{i,j}) \end{aligned} \quad (8)$$

The number of previous P2P transmissions t can be any value from $\{0, 1, \dots, M-1\}$, thus $\Pr(E_{i \rightarrow q}^{[j]}|t)$ can be expressed as

$$\Pr(E_{i \rightarrow q}^{[j]}|t) = \Pr(E_1) + \Pr(E_2) \quad (9)$$

We evaluate the total utility for vehicle V_i to broadcast a coded packet generated from batch j to all peers for the $(t+1)$ th time by using the below formula

$$\bar{U}(i, [j], t+1) = \sum_{q \neq i} \Pr(E_{i \rightarrow q}^{[j]}|t) \quad (10)$$

The total utility $\bar{U}(i, [j], t+1)$ reflects the transmission priority of batch j . However, some coded packets with different batch indices may have the same total utility if the above formula is in use. In order to differentiate the transmission sequence for those packets, we introduce some randomness by adding a random jitter ε . For not mixing up the random jitter with the utility differences, we amplify $\bar{U}(i, [j], t+1)$ by a value κ . So we derive the final expression of the total utility

$$U(i, [j], t+1) = \kappa \bar{U}(i, [j], t+1) + \varepsilon \quad (11)$$

In practice, we choose 10^6 for κ and $\varepsilon = \text{rand}(0, 10)$.

2) *Distributed transmission scheduling*: Vehicle V_i locally calculates $U(i, [j], t+1)$ for different batches $j = 1, 2, \dots, J$, and different times of transmissions $t+1 = 1, 2, \dots, M$. The coded packet with larger utility should be given higher priority for transmission. Therefore, V_i sorts these utilities in descending order. The corresponding sorted batch indices recorded in a row vector \mathbf{R}_i indicate the scheduled transmission sequence of the coded packets. All k vehicles follow the same rule to decide their transmission sequences of coded batches in a distributed manner.

The channel time is slotted with slot duration equal to the transmission time of one packet. To reduce the latency for transmitter selection, we adopt a random channel access protocol. This proposed protocol is also applicable for other channel access technology, such as the D2D communication in C-V2X. At the beginning of each slot, to avoid packet collisions, k vehicles contend the channel with a random backoff delay which is chosen from $[0, \Delta t_{max}]$, where Δt_{max} is the maximum backoff delay. In order to accommodate more vehicles and ensure that the backoff difference can be recognized with the presence of signal propagation delay, we choose $\Delta t_{max} = 50\mu s$.

When vehicle V_i seizes the channel for broadcasting, it sequentially broadcasts one coded packet with the batch index as indicated in \mathbf{R}_i . Whenever a coded packet is received, the vehicle will check whether it is independent of the previously received packets. If the coded packet cannot increase the rank of the decoding matrix of the corresponding batch, it will be dropped. A number of rounds of P2P transmissions are needed for all vehicles in the group to obtain F innovative packets or achieve a total rank of F . When a vehicle is able to decode the file, it piggybacks a stopping bit in its control packet to inform the peers. Once all vehicles have enough packets for decoding, the P2P sharing stops.

B. Lower Bound of the Total Number of Transmissions

The minimum number of total P2P transmissions is obtained when there is a perfect reception condition that every successfully received packet can contribute to any vehicle in the vehicle group for decoding. Under such situation, $\bar{U}(i, [j], t+1)$ is always equal to $k-1$. Unfortunately, this ideal case can be hardly achieved because in reality, packets received during the RSU broadcasting phase are totally random and can be highly correlated as a result of short inter-vehicle distance. However, this lower bound will provide a good reference for us to evaluate the effectiveness of the proposed scheduling method.

For vehicle V_i , based on the number of packets collected by vehicle V_i in Phase 1, we know that at least $F - \sum_{j=1}^J Y_{i,j}$ packets are supposed to be received during the cooperative transmission phase. We represent the number of coded packets broadcast by vehicle V_q by X_q . In order to obtain the lowest number of P2P transmissions, we need to find the minimum value of the summation of $X_i, i = 1, 2, \dots, k$. It is equivalent to solving the following linear optimization problem

$$\begin{aligned} &\text{minimize} \quad \sum_{i=1}^k X_i \\ &\text{subject to} \quad \sum_{q \neq i} (1 - \hat{P}_{q,i}) X_q \geq F - \sum_{j=1}^J Y_{i,j}, \\ &\quad 0 \leq X_i \leq \sum_{j=1}^J Y_{i,j}, \quad i = 1, 2, \dots, k \end{aligned} \quad (12)$$

The solution of above problem defines the lower bound of the total number of P2P cooperative transmissions.

V. DETERMINATION OF RANK DISTRIBUTION FOR BATS CODE DESIGN

The design of degree distribution Ψ of BATS code at the source node is critical to achieving high coding efficiency by the end of content distribution [21]. The optimal degree distribution can be obtained through a linear optimization problem defined in [17], [22], given the channel rank distribution, which is defined as the probability of the rank for each batch. Since our network involves cyclic topology, and the transmission priority is assigned according to the utility, resulting in a complicated analysis of the rank distribution. In this section, some approximations are adopted to obtain

an accurate estimation of the channel rank distribution in a simplified way.

The vehicle which is the last to successfully decode the file is referred to as the bottleneck vehicle. Since other vehicles are guaranteed to decode the file if the bottleneck vehicles can decode, we optimize the BATS code to ensure the bottleneck user can decode the file with the minimum number of P2P transmission. So in this section, we focus on the rank evaluation of the bottleneck vehicle at the moment of successfully decoding the original file.

In the broadcasting phase, all the vehicles have roughly the same connection time with the RSU and hence they will receive the similar number of packets from the RSU. However, in the P2P phase, the front and back vehicles have longer average communication distances with the rest. Therefore, any of them is more likely to be the bottleneck user of the network, as shown in Fig. 1. Nevertheless, without loss of generality, we consider the bottleneck vehicle could be any one of k vehicles and denote this bottleneck vehicle by V_b . Based on the expected number of received packets from the RSU, we know that the bottleneck vehicle requires $\Delta = F - K_b$ innovative packets to be contributed by the rest of $k - 1$ vehicles. To estimate the rank distribution, we need to know how these Δ packets are distributed over batches and $(k - 1)$ vehicles according to the proposed utility-based P2P transmission method. So our analysis comprises two parts: the probability of sending a particular batch which is determined by the utility, and the amount of innovative content of each batch generated by a vehicle.

1) *Batch selection probability*: For a typical vehicle, a batch with larger total utility for a single transmission is assigned with higher broadcasting priority. It indicates that the probability of sending a certain batch is proportional to the total number of innovative coded packets provided by that batch to peers. Coded packets generated by a non-bottleneck vehicle V_i ($i \neq b$) with batch index j are innovative to a peer vehicle V_q if they are formed by the packets that are only received by V_i from the RSU. We use set $\mathcal{I}_{i,j}(q)$ to record these innovative packets. Hence based on the understanding of Lemma 1 and Lemma 2, the expected number of elements in set $\mathcal{I}_{i,j}(q)$ can be derived as below

$$|\mathcal{I}_{i,j}(q)| = \sum_{n=(j-1)M+1}^{jM} (1 - P_{i,n}) P_{q,n} \quad (13)$$

Denote by $\rho(i, j)$ the probability that for a single transmission, V_i selects the coded packet with batch index j for P2P transmission. Hence $\rho(i, j)$ is defined by the ratio between the total utility of that particular batch and all batches. That is

$$\rho(i, j) = \frac{\sum_{q \neq i} |\mathcal{I}_{i,j}(q)|}{\sum_{j=1}^J \sum_{q \neq i} |\mathcal{I}_{i,j}(q)|} \quad (14)$$

2) *Amount of innovative content*: In this part, we are going to analyze the total amount of innovative content that the peer vehicles can offer the bottleneck vehicle. In general, V_b can be any vehicle from V_1 to V_k . For convenience of presentation, we use a simple mapping to represent the identifiers of the

vehicles excluding the bottleneck vehicle by adopting the function $w(s)$, $s = 1, 2, \dots, k - 1$. The mapping rule is as follows:

$$w(s) = \begin{cases} s, & s < b \\ s + 1, & s \geq b \end{cases} \quad (15)$$

For instance, if $b = 2$, the vehicles except the bottleneck vehicle V_b are V_1, V_3, \dots, V_k . They can be represented by $V_{w(1)}, V_{w(2)}, \dots, V_{w(k-1)}$ correspondingly.

From the previous part, we know that a non-bottleneck vehicle $V_{w(s)}$ can provide V_b with $|\mathcal{I}_{w(s),j}(b)|$ innovative packets for batch j . In order to find the total number of innovative packets that can be provided from $k - 1$ peer vehicles to V_b for a typical batch j , we need to find the number of elements in the union of $k - 1$ sets, i.e., $|\cup_{s=1}^{k-1} \mathcal{I}_{w(s),j}(b)|$. This requires the elimination of the duplicate elements which appear in more than one set. Since the common elements that can appear in two sets, three sets, \dots , and at most $k - 1$ sets, we introduce a general formula to calculate the number of common elements in m sets. Given that $2 \leq m \leq k - 1$ and $1 \leq u_1 < u_2 < \dots < u_m \leq k - 1$, we have

$$\begin{aligned} & |\mathcal{I}_{w(u_1),j}(b) \cap \dots \cap \mathcal{I}_{w(u_m),j}(b)| \\ &= \sum_{n=(j-1)M+1}^{jM} \left[\prod_{l=u_1}^{u_m} (1 - P_{w(l),n}) P_{b,n} \right] \end{aligned} \quad (16)$$

In each time slot of P2P transmissions, all k vehicles contend the channel with randomly selected backoff times. Therefore, every vehicle has an approximately equal opportunity to access the channel. For each transmission opportunity, the batch selection probability has been given in (14). Thus, we can calculate the amount of innovative content for a typical batch j that is delivered to the bottleneck vehicle when the P2P transmission is conducted once, denoted by $I(j)$. According to the Inclusion-Exclusion Principle as well as above analyses, the expression of $I(j)$ is shown in (17). Hence we determine a cutoff integer c to have

$$\Delta \approx c \cdot \sum_{j=1}^J I(j) \quad (18)$$

Therefore, the number of innovative packets of each batch that are contributed by $k - 1$ peers to the bottleneck vehicle is $cI(j)$, $\forall j$. Since V_b in theory receives $K_b^{[j]}$ packets from the RSU, the expected number of innovative packets or the rank of batch j is given by $K_b^{[j]} + cI(j)$. Let r be the average rank of a batch, where $r = 0, 1, \dots, M$. Knowing the expected rank value of each batch, the equivalent probability that the batch j has an innovative packet to increment its rank by the end of the content distribution is $p_e^{[j]} = [K_b^{[j]} + cI(j)] / M$. As a result, the estimated cumulative distribution function (CDF) of rank r , $r \in \{0, 1, \dots, M\}$, is calculated by

$$F_e(r) = \frac{1}{J} \sum_{v=0}^r \sum_{j=1}^J \binom{M}{v} (p_e^{[j]})^v (1 - p_e^{[j]})^{M-v} \quad (19)$$

By converting $F_e(r)$ into the probability density function, we can obtain the estimated rank distribution $f_e(r)$ to ensure the successful decoding at the bottleneck vehicle. Note that with

$$I(j) = \sum_{s=1}^{k-1} \rho(w(s), j) \cdot |\mathcal{I}_{w(s),j}(b)| + \sum_{m=2}^{k-1} (-1)^{m+1} \times \left\{ \sum_{1 \leq u_1 < \dots < u_m \leq k-1} \min[\rho(w(u_1), j), \dots, \rho(w(u_m), j)] \cdot |\mathcal{I}_{w(u_1),j}(b) \cap \dots \cap \mathcal{I}_{w(u_m),j}(b)| \right\} \quad (17)$$

the same degree distribution, other vehicles are guaranteed to decode the file successfully since they receive more innovative packets.

VI. PERFORMANCE EVALUATION

In this section, numerical results are given to evaluate the estimation of the rank distribution hence they are used to determine the degree distribution. Comparisons with two existing and popular content distribution schemes in the context of VANETs are made to verify the effectiveness and robustness of our scheme.

A. Simulation Settings

Our simulation environment is set up according to the content distribution system model. For simplicity, we consider a straight road consisting of two lanes with lane width of 3m. The RSU is 50m away from the centre of the nearest lane. The heights of the RSU and each vehicle are 8m and 1m. The communication range of the RSU as well as the vehicle is 200m. The large-scale path loss is characterized by the dual-slop model [23]:

$$PL = \begin{cases} PL_0 + 10\beta_1 \log_{10} \frac{d}{d_0}, & d_0 < d \leq d_c \\ PL_0 + 10\beta_1 \log_{10} \frac{d_c}{d_0} + 10\beta_2 \log_{10} \frac{d}{d_c}, & d > d_c \end{cases} \quad (20)$$

where PL_0 is the free space path loss at the reference distance $d_0 = 10\text{m}$, and the critical distance $d_c = 80\text{m}$. We assume the line-of-sight (LOS) is the dominant component in Phase 1. So we choose Nakagami fading factor $m_1 = 1.2$ for characterizing the V2I channel. On the other hand, in V2V communication, vehicles encounter more signal reflections for the vehicles separated by longer distance. We choose m_2 to be 1.2 when the distance between any two vehicles is less than 90m whereas 0.75 for the distance beyond 90m. Other parameter values are shown in Table II. In this paper, we directly used Matlab tool to generate the network model and the traffic model because we mainly focus on the content downloading and sharing among a cluster of vehicles. Our proposed scheme has considered the variations of the inter-vehicle distances and speeds.

B. Simulation Results and Discussions

1) Phase 1 packet reception status and packet gain:

Assume that the vehicles with relatively close moving speeds form a group. Similar to [13], at any time instance, a typical vehicle V_i moves at v in kilometers per hour, with at most $\pm 5\text{km/h}$ variation. The horizontal separation between any two adjacent vehicles is randomly distributed. Fig. 2 and Fig. 3

TABLE II
PARAMETER SETTINGS IN SIMULATIONS.

File size F	18Mb (12000 packets)
Packet length ℓ	1500 Bytes
Data transmission rate R_b	6 Mbps
Batch size M	16
Maximum random backoff delay	50 μs
Transmission power P_t, P'_t	20 dBm, 20 dBm
Noise power P_N	-89 dBm
SNR threshold γ_{th}	10 dB
Carrier frequency f	5.9 GHz
Path loss model	Dual-slop model [23]: $\beta_1 = 2.3; \beta_2 = 2.7$
Fading model	Nakagami fading: $m_1 = 1.2; m_2 = 1.2, 0.5$
Height of RSU, vehicle	8m, 1m
Lane width	3m

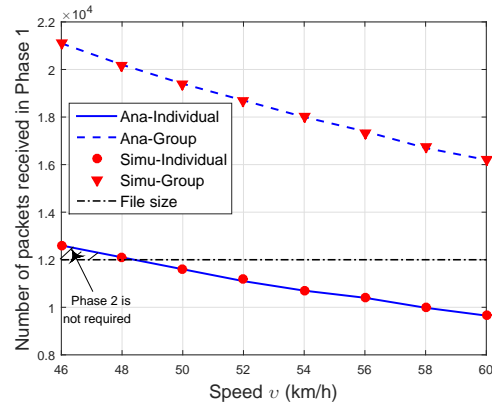


Fig. 2. The impact of the average speed v on Phase 1 packet reception status.

verify the theoretical analysis of the packet reception status of Phase 1. In Fig. 2, eight vehicles form a group moving at different average speeds v and a variation up to $\pm 5\text{km/h}$. Based on the current simulation settings, when $v \leq 48\text{ km/h}$, the P2P sharing is not needed since each vehicle can receive sufficient number of packets in phase 1. Fig. 3 is obtained when the vehicles move at $55\text{km/h} \pm 5\text{km/h}$. With more number of vehicles in the group, an individual vehicle can achieve a higher packet gain from the group.

2) *Performance evaluation of the estimated rank distribution:* The effectiveness of the estimated rank distributions which are derived in Section V is proved in Fig. 4 and Fig. 5 given two different average vehicle speeds. From the numerical results, vehicle V_1 is the bottleneck vehicle, hence the performance of V_1 is observed. The analytical rank CDF plotted in blue match the simulation results closely. Intuitively, we can learn that by adopting BATS code, it is not necessary for the vehicle to achieve the full rank of each batch so that

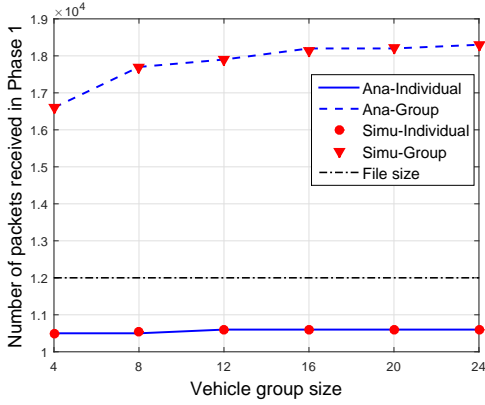


Fig. 3. The impact of the vehicle group size on Phase 1 packet reception status.

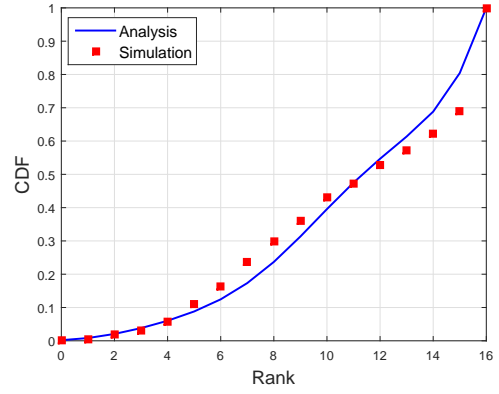


Fig. 5. Rank CDF. Vehicle group size: 4. Speed: 60km/h±5km/h.

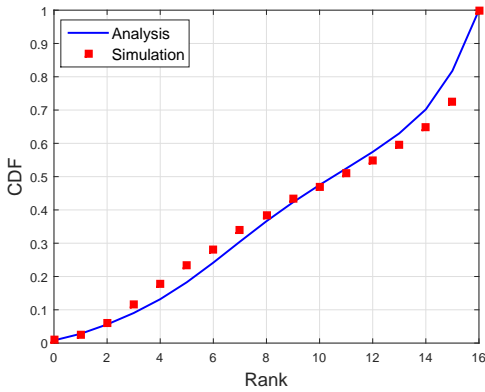


Fig. 4. Rank CDF. Vehicle group size: 4. Speed: 55km/h±5km/h.

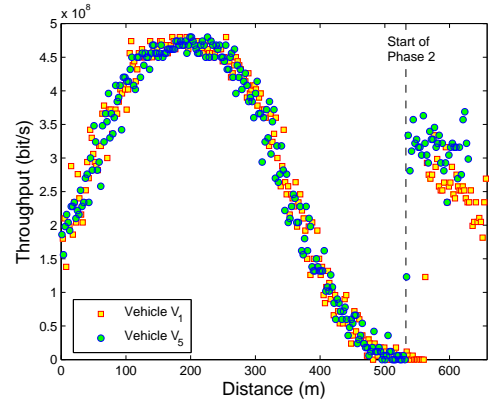


Fig. 6. Throughput of vehicles V_1 and V_5 versus moving positions. Vehicle group size: 8. Speed: 55km/h±5km/h.

the original file can be decoded. The slope of the curve in Fig. 5 is deeper than that in Fig. 4 because the packet gain from the group is less so more batches have to reach full rank for successful decoding. By converting the analytical CDF to the rank distribution, it is observed that the analytical distributions introduce only 5.3% and 5.4% coding overhead for the degree distribution optimization, which confirms the effectiveness of code design based on the analytical rank distribution.

3) *Throughput of the proposed scheme*: Based on the numerical results, vehicle V_1 is the bottleneck vehicle while vehicle V_5 is the first one starts decoding. The throughput performances of these two vehicles are shown in Fig. 6. When the vehicle is within the communication range of the RSU ranging from 0 to around 400m, the throughput varies due to the time-varying channel. When vehicles are conducting the second-phase communication by following the proposed P2P sharing scheme, the throughput will drastically increase.

4) *Comparisons with existing schemes*: We compare our content distribution scheme with two popular data dissemination frameworks in VANETs. One is CodeTorrent [9] and the other one is CodeOnBasic [8] which is the packet-level version of CodeOn. Generally, our scheme is superior to CodeOnBasic and CodeTorrent in three major aspects: (1) Our proposed scheme exploits the rateless property of BATS code so the vehicle group is not required to collect all packets of each batch from the RSU. In contrast, the RSU in CodeOnBasic

as well as CodeTorrent divides the file into F/M blocks and performs RLNC within each block of M packets. The vehicle group is required to collect all the coded packets of each block for the next-phase P2P sharing. (2) When vehicles work cooperatively to share the received content, without exchanging the reception status, the proposed scheme has a good total utility evaluation method that can be conducted distributedly at each vehicle. CodeOnBasic relies on the frequent update of the rank of each block and selects a new transmitter based on the backoff delay up to $2ms$. Moreover, CodeOnBasic directly regards the difference of the ranks between two vehicles as the amount of innovative information. CodeTorrent asks for the rarest block to be transmitted by peer vehicles first. These schemes for prioritizing the transmission sequence may end up with sub-optimal solutions. (3) The protocol of content sharing among vehicles of CodeOnBasic may face a vital problem when the numbers of coded packets of any block for two vehicles are the same but smaller than the block size. The rank difference is zero causing the termination of the protocol but eventually leading to the decoding failure. This problem is perfectly avoidable by using BATS code. Our proposed scheme does not rely on the rank difference and applies the belief propagation to jointly decode the file.

Our proposed scheme is scalable when the group size expands. According to the simulation results shown in Fig. 7, the vehicles move at the speed of 55km/h±5km/h. When

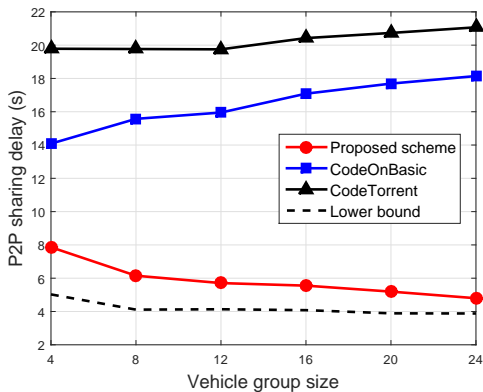


Fig. 7. The impact of vehicle group size on Phase 2 delay.

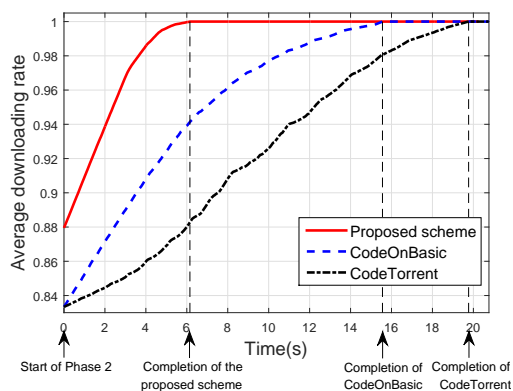


Fig. 8. Average downloading rate.

the group size expands from 4 to 24, the P2P transmission delay of the proposed scheme is observed to decline and closer to the lower bound due to more innovative packets that the vehicle group can obtain from the RSU. On the other hand, the existing schemes have an obvious delay increase because they are constrained by the requirement of receiving M coded packets per block for the file decoding. The duration of Phase 1 is 36.7 seconds, same for different schemes and different group sizes. When investigating the overall content distribution delay, all curves will be shifted upward with 36.7 units.

Fig. 8 shows the comparison between the proposed scheme and CodeOnBasic, CodeTorrent regarding the average downloading delay of a single vehicle, given vehicle group size of 8 and speed at $55\text{km/h} \pm 5\text{km/h}$. The proposed scheme has a significant improvement in the downloading performance in both Phase 1 and Phase 2. After disconnecting with the RSU for a certain period of time, some vehicles may leave the formed cluster to head for other directions. So the shorter the downloading delay is, the more reliable the V2V communication will be. Our proposed scheme performs well in enhancing the system reliability.

VII. CONCLUSION

In this paper, we have studied a content distribution scenario where the RSU actively distributes a large-size file to the group of vehicles. By using BATS code, we have proposed

an efficient and reliable V2X (joint V2I and V2V) scheme to allow the vehicles to successfully decode the file. The communication between the RSU and the group of vehicles has been analyzed. The downloading of the rest packets is achieved by allowing the broadcasting-based P2P transmissions. Without requiring the exchange of the packet reception status in the V2I phase, every vehicle distributedly computes the utility of its coded packets of all batches and prioritizes the broadcasting sequence to reinforce the usefulness of each transmission, hence to optimize the total number of transmissions and to reduce the traffic overhead in the meantime. The performance of the proposed scheme has been evaluated and validated by simulations. In comparison with the existing protocols CodeOnBasic and CodeTorrent, our proposed scheme significantly reduces the downloading delay of at each vehicle. Hence the transmission reliability is enhanced. Meanwhile, our proposed scheme has a good scalability when the group size expands.

APPENDIX A PROOF OF LEMMA 1

We place our system model on a Cartesian plane. The RSU is located at the original coordinate $O(0,0)$. We use point Q to represent the position of vehicle V_i . The initial and last positions of V_i when receiving packets with batch index j are Q_1 and Q_2 . Due to the short duration of receiving a batch of packets, the moving speed can be regarded as a constant value \bar{v}_i . The distance between the initial and last positions can approximate to a straight line with length $|Q_1Q_2|$. Assume this line and its perpendicular line intersects at Q_c . When the vehicle V_i moves from Q_1 to Q_2 , the distance between Q_1 and Q , $|Q_1Q|$ is denoted by a random variable x following a uniform distribution, i.e., $f_x(x) = \frac{1}{|Q_1Q_2|}$. Since batch j contains the packets with indices from $(j-1)M+1$ to jM , it is easy to know that $|Q_1Q_2| = M\bar{v}_iT_p$. When $|Q_1Q| = x$, the SNR at V_i is $\gamma_i(x)$. The average outage probability when receiving packets with batch j , $P_i^{[j]}$ is given by

$$\begin{aligned}
 P_i^{[j]} &= \mathbb{E}_x [\mathbb{P}(\gamma_i(x) < \gamma_{th})] \\
 &= \int_0^{|Q_1Q_2|} \int_0^{A'(x)} f_g(g) f_x(x) dg dx \\
 &= \int_0^{|Q_1Q_2|} \left[1 - \frac{1}{\Gamma(m_1)} \Gamma\left(m_1, \frac{m_1}{\Omega} A'(x)\right) \right] \frac{1}{|Q_1Q_2|} dx
 \end{aligned} \tag{21}$$

where $A'(x) = \frac{\gamma_{th}}{\alpha} \frac{P_N}{P_t} [(|Q_1Q_c| - x)^2 + |OQ_c|^2]^{\beta/2}$; $f_g(g)$ is given in (2). By letting $F(x) = 1 - \frac{1}{\Gamma(m_1)} \Gamma\left(m_1, \frac{m_1}{\Omega} A'(x)\right)$,

we have

$$\begin{aligned}
P_i^{[j]} &= \frac{1}{|Q_1 Q_2|} \int_0^{|Q_1 Q_2|} F(x) dx \quad (22) \\
&\stackrel{(a)}{\approx} \frac{1}{|Q_1 Q_2|} \left\{ \sum_{n'=1}^M \frac{|Q_1 Q_2|}{M} F\left((n'-1) \frac{|Q_1 Q_2|}{M}\right) \right\} \\
&= \frac{1}{M} \sum_{n'=1}^M F((n'-1) \bar{v}_i T_p) \\
&\stackrel{(b)}{=} \frac{1}{M} \sum_{n=(j-1)M+1}^{jM} \left[1 - \frac{1}{\Gamma(m_1)} \Gamma\left(m_1, \frac{m_1}{\Omega} A(n, i)\right) \right] \\
&= 1 - \frac{1}{M} \sum_{n=(j-1)M+1}^{jM} (1 - P_{i,n})
\end{aligned}$$

where $A(n, i) = \frac{\gamma_{th}}{\alpha} \frac{P_N}{P_i} (d_{i,n})^\beta$; the approximation (a) follows by concretizing the integration into summary over M packets and assuming that the SNR variation during transmission of a single packet is negligible; (b) is achieved by letting $n = (j-1)M + 1 + n'$. The proof is completed.

REFERENCES

- [1] H. Hartenstein and K. Laberteaux, *VANET: vehicular applications and inter-networking technologies*. John Wiley & Sons, 2009, vol. 1.
- [2] "ITS standards program." [Online]. Available: <https://standards.its.dot.gov/LearnAboutStandards/ResearchInitiatives>
- [3] S.-J. Lee, W. Su, and M. Gerla, "On-demand multicast routing protocol in multihop wireless mobile networks," *Mobile networks and applications*, vol. 7, no. 6, pp. 441–453, 2002.
- [4] A. Nandan, S. Das, G. Pau, M. Gerla, and M. Sanadidi, "Co-operative downloading in vehicular ad-hoc wireless networks," in *Second Annual Conference on Wireless On-demand Network Systems and Services, 2005*. IEEE, 2005, pp. 32–41.
- [5] K. C. Lee, S.-H. Lee, R. Cheung, U. Lee, and M. Gerla, "First experience with cartorrent in a real vehicular ad hoc network testbed," in *2007 Mobile Networking for Vehicular Environments*. IEEE, 2007, pp. 109–114.
- [6] R. Ahlswede, N. Cai, S.-Y. R. Li, and R. W. Yeung, "Network information flow," *IEEE Transaction on Information Theory*, vol. 46, no. 4, pp. 1204–1216, 2000.
- [7] T. Ho, M. Médard, R. Koetter, D. R. Karger, M. Effros, J. Shi, and B. Leong, "A random linear network coding approach to multicast," *IEEE Transactions on Information Theory*, vol. 52, no. 10, pp. 4413–4430, 2006.
- [8] M. Li, Z. Yang, and W. Lou, "CodeOn: Cooperative popular content distribution for vehicular networks using symbol level network coding," *IEEE Journal on Selected Areas in Communications*, vol. 29, no. 1, pp. 223–235, 2011.
- [9] U. Lee, J.-S. Park, J. Yeh, G. Pau, and M. Gerla, "Code torrent: content distribution using network coding in VANET," in *Proceedings of the 1st international workshop on decentralized resource sharing in mobile computing and networking*. ACM, 2006, pp. 1–5.
- [10] S. Ahmed and S. S. Kanhere, "VANETCODE: network coding to enhance cooperative downloading in vehicular ad-hoc networks," in *Proceedings of the 2006 international conference on wireless communications and mobile computing*. ACM, 2006, pp. 527–532.
- [11] M. H. Firooz and S. Roy, "Collaborative downloading in VANET using network coding," in *IEEE International Conference on Communications (ICC), 2012*. IEEE, 2012, pp. 4584–4588.
- [12] F. Ye, S. Roy, and H. Wang, "Efficient data dissemination in vehicular ad hoc networks," *IEEE Journal on Selected Areas in Communications*, vol. 30, no. 4, pp. 769–779, 2012.
- [13] Q. Wang, P. Fan, and K. B. Letaief, "On the joint V2I and V2V scheduling for cooperative vanets with network coding," *IEEE Transactions on Vehicular Technology*, vol. 61, no. 1, pp. 62–73, 2012.
- [14] T.-X. Yu, C.-W. Yi, and S.-L. Tsao, "Rank-based network coding for content distribution in vehicular networks," *IEEE Wireless Communications Letters*, vol. 1, no. 4, pp. 368–371, 2012.
- [15] X. Shen, X. Cheng, L. Yang, R. Zhang, and B. Jiao, "Data dissemination in VANETs: A scheduling approach," *IEEE Transactions on Intelligent Transportation Systems*, vol. 15, no. 5, pp. 2213–2223, 2014.
- [16] Z. Yang, M. Li, and W. Lou, "CodePlay: Live multimedia streaming in VANETs using symbol-level network coding," *IEEE Transactions on Wireless Communications*, vol. 11, no. 8, pp. 3006–3013, 2012.
- [17] S. Yang and R. W. Yeung, "Batched sparse codes," *IEEE Transactions on Information Theory*, vol. 60, no. 9, pp. 5322–5346, 2014.
- [18] X. Xu, M. S. G. P. Kumar, Y. L. Guan, and P. H. J. Chong, "Two-phase cooperative broadcasting based on batched network code," *IEEE Transactions on Communications*, vol. 64, no. 2, pp. 706–714, 2016.
- [19] D. Jiang, V. Taliwal, A. Meier, W. Holfelder, and R. Herrtwich, "Design of 5.9 GHz DSRC-based vehicular safety communication," *Wireless Communications, IEEE*, vol. 13, no. 5, pp. 36–43, 2006.
- [20] "The case for cellular v2x for safety and cooperative driving." [Online]. Available: <http://5gaa.org/pdfs/5GAA-whitepaper-23-Nov-2016.pdf>
- [21] X. Xu, Y. L. Guan, Y. Zeng, and C.-C. Chui, "Quasi-universal BATS code," *IEEE Transactions on Vehicular Technology*, vol. 66, no. 4, pp. 3497–3501, 2017.
- [22] T.-C. Ng and S. Yang, "Finite-length analysis of BATS codes," in *2013 International Symposium on Network Coding (NetCod)*. IEEE, 2013, pp. 1–6.
- [23] L. Cheng, B. E. Henty, D. D. Stancil, F. Bai, and P. Mudalige, "Mobile vehicle-to-vehicle narrow-band channel measurement and characterization of the 5.9 GHz dedicated short range communication (DSRC) frequency band," *IEEE Journal on Selected Areas in Communications*, vol. 25, no. 8, pp. 1501–1516, 2007.