

Synthesizing Functional Reactive Programs^{*}

Bernd Finkbeiner¹, Felix Klein¹,
Ruzica Piskac², and Mark Santolucito²

¹ Saarland University, Germany

² Yale University, CT, USA

Abstract. We present the first method to synthesize functional reactive programs from temporal logic specifications. Existing algorithms for the synthesis of reactive systems target finite-state implementations, such as hardware circuits, but fail when it comes to complex data transformations. Reactive programs instead provide a promising alternative to overcome this obstacle. They allow for abstraction from concrete implementations of data transformations while shifting focus to the higher order control of data. In Functional Reactive Programming (FRP), this separation of control and data is even made strict, as it makes for a fundamental building block of its well defined operational semantics. In this paper we define the theoretical foundations and implement the first tool for the construction of data-intensive functional reactive programs from temporal logic specifications. We introduce Temporal Stream Logic (TSL) which allows for the specification of control, but abstracts from actual data. Given a specification in TSL, our synthesis procedure constructs an FRP program that is guaranteed to implement the specified control. We report on experience with our framework and tool implementation on a collection of both new and existing synthesis benchmarks.

1 Introduction

Reactive systems are a broad class of computer systems whose defining element is the continued interaction between the system and its environment. Their importance can be seen through a wide range of applications, such as mobile applications [1], embedded devices [2], robots [3], hardware circuits [4], GUIs [5], and interactive multimedia [6]. Reactive systems are also considered among the most difficult types of systems to design correctly [7]. Building a reactive system is a complex process, where it is already difficult to finding a good and correct high-level design initially. Furthermore, even if this design has been fixed, implementing the system still remains to be a highly error-prone process [1,8]. Therefore, automatically synthesizing a program, or parts of a program, can significantly improve development, since the synthesized code is guaranteed to be correct-by-construction. In an ideal world, we would describe desired properties

^{*} This work was partially supported by the European Research Council (ERC) Grant OSARES (No. 683300) and by the National Science Foundation (NSF) Grant CCF-1302327.

in a specification, from which we then generate a program. However, in the real world the computational cost of synthesis is prohibitive. Even state-of-the-art tools struggle with a direct encoding of a 4-bit counter (cf. Sec. 6).

In this paper we define the theoretical foundations and implement the first tool for the synthesis of data-intensive functional reactive programs. We introduce a new logic and synthesis procedure that allows users to generate real world reactive programs, overcoming current limitations of existing reactive synthesis.

In the past decade research into the synthesis problem has made significant progress, yet real world applications are still limited to small examples. For example, in the domain of programs that transform a one-time input into a one-time output, synthesis algorithms have been developed to handle complex data types [9]. Although this style of synthesis has been leveraged in industry, such as spreadsheet table transformations [8], the synthesized programs are still limited to just a few lines of code. For reactive systems, case studies like the Advanced Microcontroller Bus Architecture (AMBA) [4] have demonstrated that the synthesis of realistic hardware circuits is in principle possible. However, even simple tasks, such as implementing a counter, quickly become exceedingly expensive, since every possible counter value is treated as a separate state. In certain cases, the problem can be addressed by automatic abstraction techniques [10,11]. In general, however, computing the abstraction is an expensive task, and there is no guarantee that it even exists.

In order to synthesize large-scale programs, we draw inspiration from Functional Reactive Programming (FRP) [12]. The fundamental idea of FRP is to describe time-varying values with the abstraction of a *signal*. One of the key insights we gained from Functional Reactive Programming is that the control flow specifying temporal properties does not depend on the concrete implementation of the data transformations, but just on how they are applied over time. Consider the following specification:

“whenever a click event happens, the counter gets increased”

The structure of an implementation realizing this specification remains the same, regardless of whether we use the function $f(x) = x + 1$ or $g(x) = x + 2$ to increase the value. Hence, in terms of a synthesized program, it is sufficient to ensure that the increase function is applied at the right places in the program to satisfy the specification. This observation leads to an implicit partition of reactive programs into two individual components:

1. data, describing values and their transformations via side effect free, pure functions,
2. control, determining how and at which point in time data transformations are applied.

An example FRP program is given in Fig. 1, which utilizes the Yampa FRP library [13]. This program displays a counter value that gets incremented with every click of a button in a GUI. The Yampa FRP library uses an abstraction called arrows, where the arrows define the structure and connection between the

```

yampaButton :: SF (Event MouseClick) Picture

yampaButton = proc click → do
  rec
    count    <- init 0 -< newCount
    newCount <- arr f1 -< (click, count)
    pic      <- arr f2 -< count
  returnA -< pic
.....
f1 :: (Event MouseClick, Int) → Int

f1 (click, count)
  | isEvent click = count + 1
  | otherwise    = count

f2 :: Int → Picture

f2 count =
  render count

```

Control

Pure Data
Transformations

Fig. 1: A button written with the FRP library Yampa

functions [14]. In FRP, arrows are used to lift pure functions into the temporal domain and apply them according to the programs control. This creates even a visually clear separation between the control flow and data transformations. In the example, the first part is the *arrow* part of the code, which defines the control flow. The second part is the *functional* part of the code, which defines the functions `f1` and `f2`, describing pure data transformations. While manually written FRP programs do not always make such strong use of this distinction between control and data, it is possible to consistently leverage this structure in synthesis.

Making use of this separation, we abstract from functional data transformations and synthesize the temporal control structure as specified by the user. FRP not only provides the modularity needed for this approach, but is also an expressive enough programming paradigm to model control flow of reactive systems [2,5,15,16]. Additionally, FRP programs can be exceptionally efficient. For example, a network controller implemented as an FRP program on a multicore processor outperforms any other such controller existing today [17].

To specify the behavior of FRP programs, we present a new formalism called Temporal Stream Logic (TSL). The logic uses modal operators to specify temporal relations, similarly as in other temporal logics, such as LTL [18]. While previous logics for reactive systems are mostly limited to low-level Boolean reasoning, TSL is the first logic that is able to reason over arbitrary data transformations.

To get a better intuition of the capabilities of TSL reconsider the program of Fig. 1. The specification in TSL for this program can be expressed quite naturally: every time there is a click, increase the counter and update the display.

$$\text{ALWAYS} \left(\begin{array}{l} (\text{event}(\text{click}) \rightarrow [\text{count} \triangleleft \text{increment}(\text{count})]) \\ \wedge [\text{display} \triangleleft \text{render}(\text{count})] \end{array} \right)$$

Here, **ALWAYS** is a temporal operator and the notation $[s \triangleleft t]$ specifies that signal s is updated with result of the evaluation of t . Already in this example, some of the novel features of TSL are made apparent:

- The counter here, or in general any streaming data, is of an *unbounded size*, as TSL does not rely on any Boolean encoding.
- Adding predicate and function terms, as well as stream variables, enables *high-level* reasoning about the control of the program.
- TSL allows unbounded output streams to loop back into input streams such that a stream value can depend on any older computation of the past.

In this paper, we explore the theoretical implications of a temporal logic with universally quantified, pure predicate and function terms. We show that the semantics of our logic exactly line up with the respective semantics of FRP. This not only gives us the capability to model FRP programs, but also ensures that a model does not deviate from an actual implementation by accidentally choosing the wrong modeling specifics. To demonstrate this, we apply TSL to write specifications for a large set of benchmarks covering topics such as mobile applications, autonomous vehicles, embedded controllers, and graphical interfaces.

The immediate advantage of synthesis over manual programming is that if synthesis succeeds, the constructed program is guaranteed to satisfy the specification. However, if synthesis does not succeed, this also gives important feedback to the user. For example, when empirically evaluating our tool on a set of benchmarks, we identified an underspecification in the FRPZoo [19] benchmark description that could potentially lead to undefined behavior. The FRPZoo benchmark consists of two buttons that can be clicked on by the user: a “counter” button, which counts the number of clicks, and a “toggle” button, which turns the counter button on and off. To our surprise, after translating the specification written in plain English from the FRPZoo website into a formal TSL specification, the synthesis procedure was not able to generate any FRP program. By inspecting the output of our tool, we learned the specification is actually unrealizable. The specification requires the counter to be incremented whenever the “counter” button is clicked and, at the same time, to be reset to zero whenever the “toggle” button is clicked. This creates a conflict if both buttons are clicked at the same time. To obtain a solution, we added the assumption that buttons are never pressed simultaneously. Whether this assumption makes sense under all circumstances is, however, a separate design question.

Beyond the aforementioned benefits of synthesizing reactive programs, a formal specification language for reactive programs also decreases the burden to change the temporal functionality of a program. As we will show in Sec. 2, small changes to a reactive system may require major structural changes to the code. In contrast, such changes can be succinctly and modularly expressed with only a small change in the TSL specification.

In summary the paper makes the following contributions:

1. We define a new logic, called Temporal Stream Logic (TSL), that can easily specify control flow properties over arbitrarily complex data transformations.
2. We introduce a framework for the synthesis of reactive systems from TSL specifications to executable reactive programs.
3. We prove undecidability and soundness of the synthesis procedure.
4. We built a tool based on this framework and evaluated it on a collection of new and existing benchmarks.

2 Motivating Example

To demonstrate the utility of our method, we synthesized a music player Android app³ from a TSL specification. A major challenge in developing android apps is the temporal behavior of an app through the *Android lifecycle* [1]. The Android lifecycle describes how an app should handle being paused, when moved to the background, coming back into focus, or being terminated. In particular, *resume and restart errors* are commonplace and difficult to detect and correct [1]. Our music player app demonstrates a situation in which a resume and restart error could be unwittingly introduced when programming by hand, but is avoided by providing a specification. We only highlight the key parts of this example here to give an intuition of TSL, leaving a more in-depth exposition to Appendix A.1.

Our music player app utilizes the Android music player library (MP). It pauses any playing music when moved to the background (for instance if a call is received), and continues playing the currently selected track (Tr) at the last track position when the app is resumed. In the Android system (Sys), the `leaveApp` method is called whenever the app moves to the background, while the `resumeApp` method is called when the app is brought back to the foreground. To avoid confusion between pausing music and pausing the app, we use `leaveApp` and `resumeApp` in place of the android methods `onPause` and `onResume`. A programmer might manually write code for this as shown on the left in Fig. 2.

The behavior of this can be directly described in TSL as shown on the right in Fig. 2. Even eliding a formal introduction of the notation for now, the specification closely matches the textual specification. First, when the user leaves the app and the music is playing, the music pauses. Likewise for the second part, when the user resumes the app, the music starts playing again.

However, assume we want to change the behavior such that the music only plays on resume when the music had been playing before leaving the app in the first place. In the manually written program, this new functionality requires an additional variable `wasPlaying` to keep track of the music state. Managing the state requires multiple changes in the code as shown on the left in Fig. 3. The required code changes include: a conditional in the `resumeApp` method, setting it appropriately in two places in `leaveApp`, and providing an initial value. Although a small example, it demonstrates how a minor change in functionality

³ The app and the synthesized source code can be found in the supplementary material.

<pre> Sys.leaveApp(){ if (MP.musicPlaying()) MP.pause(); } </pre>	$\text{ALWAYS} \left(\text{leaveApp}(\text{Sys}) \wedge \text{musicPlaying}(\text{MP}) \rightarrow [\text{MP} \triangleleft \text{pause}(\text{MP})] \right)$
<pre> Sys.resumeApp() { pos = MP.trackPos(); MP.play(Tr, pos); } </pre>	$\text{ALWAYS} \left(\text{resumeApp}(\text{Sys}) \rightarrow [\text{MP} \triangleleft \text{play}(\text{Tr}, \text{trackPos}(\text{MP}))] \right)$

Fig. 2: Sample code and specification for the music player app.

may require wide-reaching code changes. In addition, this change introduces a globally scoped variable, which then might accidentally be set or read elsewhere.

In contrast, it is a simple matter to change the TSL specification to reflect this new functionality. Here, we only update one part of the specification to say that if the user leaves the app and the music is playing, the music has to play again as soon as the app resumes. As we will see in Sec. 4.3, **ALWAYS** is a core TSL operator and **AS_SOON_AS** is easy to derive from the core operators.

<pre> bool wasPlaying = false; Sys.leaveApp(){ if (MP.musicPlaying()) { wasPlaying = true; MP.pause(); } else wasPlaying = false; } Sys.resumeApp() if (wasPlaying) { pos = MP.trackPos(); MP.play(Tr, pos); } </pre>	$\text{ALWAYS} \left(\text{leaveApp}(\text{Sys}) \wedge \text{musicPlaying}(\text{MP}) \rightarrow [\text{MP} \triangleleft \text{pause}(\text{MP})] \right)$ $\text{ALWAYS} \left(\text{leaveApp}(\text{Sys}) \wedge \text{musicPlaying}(\text{MP}) \rightarrow [\text{MP} \triangleleft \text{play}(\text{Tr}, \text{trackPos}(\text{MP}))] \text{ AS_SOON_AS } \text{resumeApp}(\text{Sys}) \right)$
---	--

Fig. 3: The effect of a minor change in functionality on code versus a specification.

Synthesis allows us to specify a temporal behavior without worrying about the implementation details. In this small example, writing the specification in TSL has eliminated the need of an additional state variable, similarly to a higher order **map** eliminating the need for an iteration variable. However, in more complex examples the benefits compound, as TSL provides a modular interface to specify behaviors, offloading the management of multiple interconnected temporal behaviors from the user to the synthesis engine.

3 Preliminaries

We assume time to be discrete and denote it by the set Time of positive integers. A value is an arbitrary object of arbitrary type, where we use \mathcal{V} to denote the set of all values. We consider the Boolean values $\mathcal{B} \subseteq \mathcal{V}$ as a special subset, which are either $\mathbf{true} \in \mathcal{B}$ or $\mathbf{false} \in \mathcal{B}$. A signal $s: \mathit{Time} \rightarrow \mathcal{V}$ is a function fixing a value at each point in time. The set of all signals is denoted by \mathcal{S} , usually partitioned into input signals \mathcal{S}_I and output signals \mathcal{S}_O . An n -ary function $f: \mathcal{V}^n \rightarrow \mathcal{V}$ determines a new value from n given values. We denote the set of all functions (of arbitrary arity) by \mathcal{F} . Constants are functions of arity 0. An n -ary predicate $p: \mathcal{V}^n \rightarrow \mathcal{B}$ checks a truth statement on n given values. The set of all predicates (of arbitrary arity) is denoted by \mathcal{P} .

3.1 Reactive Synthesis

The synthesis of a reactive system concerns the process of automatically generating an implementation from a high level specification. The reactive system acts as a deterministic controller, which reads inputs and produces outputs over an infinite amount of time. In contrast, a specification defines all input/output behavior pairs which are valid, i.e., allowed to be produced by the controller. In the classical synthesis setting, time is discrete and inputs and outputs are given as vectors of Boolean signals. The standard abstraction treats inputs and outputs as atomic propositions $\mathcal{I} \cup \mathcal{O}$, while their Boolean combinations form an alphabet $\Sigma = 2^{\mathcal{I} \cup \mathcal{O}}$ of alphabet symbols. This fixes the behavior of reactive systems to infinite sequences $\sigma = \sigma_0 \sigma_1 \sigma_2 \dots$ of alphabet symbols $\sigma_t \in \Sigma$, or stated in terms of a signal, to functions $\sigma: \mathit{Time} \rightarrow \Sigma$. At every time t propositions appearing in the set σ_t are enabled (\mathbf{true}), while propositions not in σ_t are disabled (\mathbf{false}). The set of all such sequences is denoted by Σ^ω , where the ω -operator induces the infinite concatenation of alphabet symbols of Σ .

As an example consider the counter of Fig. 1, represented by two bits ($\mathcal{O} = \{c_0, c_1\}$) and incremented on a button click ($\mathcal{I} = \{\mathbf{click}\}$). We assume the counter to overflow whenever its maximum has been reached. A possible input sequence may be $\emptyset \{\mathbf{click}\} \emptyset \emptyset \{\mathbf{click}\} \{\mathbf{click}\} \{\mathbf{click}\} \emptyset \{\mathbf{click}\} \emptyset \dots$, which produces the output sequence $\emptyset \{c_0\} \{c_0\} \{c_0\} \{c_1\} \{c_0, c_1\} \emptyset \emptyset \{c_0\} \{c_0\} \dots$. A complete solution then links exactly one such output sequence $\beta \in (2^{\mathcal{O}})^\omega$ to every possible sequence of inputs $\alpha \in (2^{\mathcal{I}})^\omega$, i.e., is a total function $f: (2^{\mathcal{I}})^\omega \rightarrow (2^{\mathcal{O}})^\omega$.

A specification describes a relation between input sequences $\alpha \in (2^{\mathcal{I}})^\omega$ and output sequences $\beta \in (2^{\mathcal{O}})^\omega$. To obtain an intuitive reasoning, this relation is usually defined using a formula within an appropriate logic. The most popular temporal logic is given by Linear Temporal Logic (LTL) [18], which uses Boolean connectives to specify the behavior at a specific point in time, and temporal connectives, to relate sub-specifications on the time axis. The syntax of an LTL formula φ adheres to the following grammar:

$$\varphi ::= a \in \Sigma \mid \neg \varphi \mid \varphi \vee \varphi \mid \bigcirc \varphi \mid \varphi \mathcal{U} \varphi$$

while the semantics of LTL are defined with respect to infinite sequence σ of alphabet symbols, inductively over time $t \in \mathcal{Time}$:

$$\begin{aligned}
\sigma, t \models a & :\Leftrightarrow a \in \sigma_t \\
\sigma, t \models \neg\psi & :\Leftrightarrow \sigma, t \not\models \psi \\
\sigma, t \models \vartheta \wedge \psi & :\Leftrightarrow \sigma, t \models \vartheta \wedge \sigma, t \models \psi \\
\sigma, t \models \bigcirc \psi & :\Leftrightarrow \sigma, t+1 \models \psi \\
\sigma, t \models \vartheta \mathcal{U} \psi & :\Leftrightarrow \exists t'' \geq t. \sigma, t'' \models \psi \wedge \forall t \leq t' < t''. \sigma, t' \models \vartheta
\end{aligned}$$

Here, \models denotes the satisfaction relation between σ , t and φ . We say that σ satisfies φ iff $\sigma, 0 \models \varphi$. We use $|\varphi|$ to denote the number of sub-formulas of φ .

The realizability problem of LTL asks whether there is a mapping from every input to an appropriate output, that is contained in the specification. If additionally, the mapping has to be constructed effectively, we talk about the synthesis problem instead. For LTL, both problems are 2EXPTIME-complete [20].

3.2 Functional Reactive Programming

FRP is a formal language model using functional programming abstractions to create an abstraction of time. The core abstraction in FRP is that of a signal

$$\text{Signal } a :: \mathcal{Time} \rightarrow a$$

which produces values of some arbitrary type a over time. Note that in FRP the notion of a signal is more powerful and generalizes the notion used in reactive synthesis. In FRP the value of type a can be an arbitrary input from the world, such as the current position of a mouse, or an arbitrary output, such as text that is rendered to the screen. Functions over these signals then transform values over time, for example if the position of the mouse should be rendered to the screen.

The FRP model can be realized in many different ways, each with well-defined levels of expressive power. This provides a way to exactly qualify the expressive power of our synthesis procedure. While we synthesize programs in frameworks with less structure than FRP (e.g. the Android app in Sec. 2), Functional Reactive Programming provides the right model to handle functional abstraction in the synthesis of reactive programs.

Arrows There are many incarnations of FRP, which use various abstraction methods to manipulate signals over time. One popular abstraction for FRP is the monad, but the weaker abstraction of arrows is also used in many modern libraries [15,21]. The arrow abstraction describes a computation connecting inputs and outputs in a single type [22]. This allows us to describe reactive programs that process inputs and produce outputs over time.

Arrowized FRP was introduced to plug a space leak in the original FRP work [12,14]. At the top level, an arrowized FRP program has the form:

$$SF \text{ Input Output} :: \text{Signal Input} \rightarrow \text{Signal Output}$$

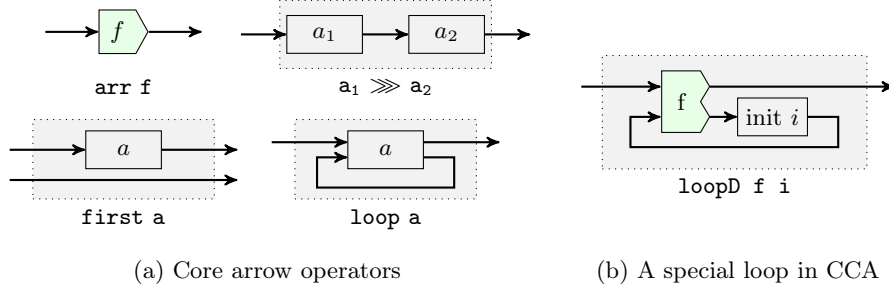


Fig. 4: The core arrow operators of CCA. Arrow shaped boxes depict lifted pure functions and squared boxes components on the arrow level.

which is a signal function type, parametrized by the type of input from the world and the type of output to the world. The core arrow operators, shown in Fig. 4(a), are used to compose multiple arrows into a program.

The abstractions used in different implementations of FRP vary in expressive power. Arrowized FRP has a smaller interface than a monadic FRP [23], which restricts particular constructs that caused the aforementioned space leak. By using arrows as core language for synthesis, this smaller interface ensures that our synthesized programs are also expressible within any monadic FRP library.

CCA We target a restricted set of arrows called Causal Commutative Arrows (CCA) [24,25]. Specifically, CCA adds additional laws to the arrow laws that constrains their behavior and the type of state they may retain. Of particular interest to our application is that CCA also introduces a special initialization operator, `init`. This `init` operator allows for `loopD`, which is a loop that includes initialization as shown in Fig. 4(b).

We use CCA as a minimal language for synthesis. Nevertheless, our synthesis also is able to support any other FRP library that is at least as powerful as CCA. Because CCA is again restricted in its interface, there are more libraries that can simulate CCA than arrowized FRP in general.

4 Temporal Stream Logic

While LTL is expressive to enough to support a variety of specifications, it is not straightforward to use when it comes to large, real-world applications. The major issue is that aside from the temporal connectives, the logic only supports Boolean reasoning. Indeed, many properties can be encoded via Boolean constraints, *e.g.*, an integer value can be represented as a list of Booleans. However, using a Boolean encoding also comes with several drawbacks.

First of all, the specifications themselves rapidly become unreadable as abstraction is lost. Furthermore, the encoding may be ambiguous, which may lead to multiple interpretations. Hence, the right interpretation of the encoding must

be kept in mind, in addition to the specification itself. Finally, most LTL synthesis tools are not designed to handle a large number of Boolean constraints, but focus on resolving temporal conflicts. While this may be improved through better tool support, generic solvers still cannot access the respective semantics of an encoding. Instead, specialized solvers are needed to handle these types of specifications. An example is GR(1) [7], a fragment of LTL focused on Boolean reasoning whose specifications turn out to be hard for standard LTL solvers, but are handled efficiently by GR(1) solvers [26].

To resolve these issues, we present a new logic: Temporal Stream Logic (TSL). Our logic is especially designed for synthesis and allows for manipulation of infinite streams of arbitrary (even non-enumerative, or higher order) type. It provides a straightforward notation to specify how outputs are computed from inputs. Additionally, it has an intuitive interface to access time, precisely describing the point in time at which a transformation has to be applied. The main focus of TSL is on describing the temporal control flow, while abstracting from concrete implementation details. This not only keeps the logic intuitive and simple, but also allows us to identify problems in the control flow even without a concrete implementation at hand. Furthermore, we scale up to any kind of required abstraction, like API calls or a complex algorithmic transformation.

4.1 Function, Predicate and Update Terms

To mirror the clean separation between control and data transformations, we have seen in FRP, in TSL we differentiate between two basic elements. On the one hand, we have purely functional transformations, reflected by functions $f \in \mathcal{F}$ and their compositions. On the other hand, we have predicates $p \in \mathcal{P}$, used to control how data flows inside the program. To argue about both elements we use a term based notion, where we separate between function terms τ_F and predicate terms τ_P , respectively. Function terms are constructed either from input or output signals, or from functions recursively applied to a set of function terms. Predicate terms are constructed similarly, by applying a predicate to a set of function terms. Formally, this leads to the following grammar:

$$\begin{aligned}\tau_F &:= \mathbf{s} \mid \mathbf{f}(\tau_F^0, \tau_F^1, \dots, \tau_F^{n-1}) \\ \tau_P &:= \mathbf{p}(\tau_F^0, \tau_F^1, \dots, \tau_F^{n-1})\end{aligned}$$

The result of a function computation can then be applied to an output signal s , which is reflected by the separate notion of an update term:

$$\tau_U := [\mathbf{s} \triangleleft \tau_F]$$

We denote sets of function, predicate, and update terms by \mathcal{T}_F , \mathcal{T}_P and \mathcal{T}_U , respectively. The literals \mathbf{s} , \mathbf{f} and \mathbf{p} of the term definitions refer to pure name literals, which do not need any predefined implementations. This allows us to abstract from any concrete implementations that may be bound to these literals. Nevertheless, we still classify them according to their arity, *i.e.*, the number of function terms they are applied to, as well as to their type: input signal,

output signal, function or predicate. Note that all this information can be derived directly from the grammar's syntax. For the sequel, we use $\mathcal{N}_I, \mathcal{N}_O, \mathcal{N}_F$ and \mathcal{N}_P to denote the respective sets of names, while we use $\mathcal{N} = (\mathcal{N}_I \uplus \mathcal{N}_O) \cup \mathcal{N}_F \cup \mathcal{N}_P$ to denote the set of all names. Input and output names have to be disjoint.

To give semantics to names, we use an assignment $\langle \cdot \rangle: \mathcal{N} \rightarrow \mathcal{S} \cup \mathcal{F} \cup \mathcal{P}$, that preserves the partitioning into input signals, output signals, functions and predicates. Furthermore, every such assignment can be lifted to terms via the following construction, where $\mathbf{x} \in \mathcal{N}$:

$$\langle \mathbf{x}(\tau_0, \dots, \tau_{m-1}) \rangle = \langle \mathbf{x} \rangle(\langle \tau_0 \rangle, \dots, \langle \tau_{m-1} \rangle)$$

4.2 Computations

While the term syntax allows us to precisely describe how outputs are computed from inputs, it is not sufficient to represent CCA programs, as it lacks the respective notion of time. To address this issue, we introduce the notion of a computation, which determines how every output is computed from the respective inputs at every point in time. In general, a computation is no different than a time-unfolded sequence of CCA program execution steps, which is not required to yield a finite state representation overall. Nevertheless, the respective notion provides a clean separation of control flow and transformations, and yields a better interface to access time than the CCA program syntax.

The basic element of a computation is a computation step $c: \mathcal{N}_O \rightarrow \mathcal{T}_F$, a function assigning each output signal name a function term $\tau_F \in \mathcal{T}_F$. Hence, a computation step fixes the control flow behaviour at a single point in time. We denote the set of all computation steps by \mathcal{C} , such that a computation $\varsigma \in \mathcal{C}^\omega$ is simply an infinite sequence of computation steps, yielding a function $\varsigma: \mathcal{Time} \rightarrow \mathcal{C}$.

Finally, we give semantics to computations, such that they match the semantics of CCA. To this end, let some assignment $\langle \cdot \rangle: \mathcal{N} \rightarrow \mathcal{S} \cup \mathcal{F} \cup \mathcal{P}$ be given. Furthermore, we assume that there are predefined, 0-nary function names $\text{init}_s \in \mathcal{F}$ for every output signal $s \in \mathcal{S}_O$, providing the initial value of the output signal read at the first time step by the program. Note that these values are not fixed by a computation itself. We define the semantics of a computation $\varsigma \in \mathcal{C}^\omega$, denoted by $\llbracket \varsigma \rrbracket$, via defining an assignment of every signal name $\mathbf{s} \in \mathcal{N}_O$ to a signal $s \in \mathcal{S}_O: \mathcal{Time} \rightarrow \mathcal{V}$. We proceed in two steps: first we recursively extract the function term assigned to s , which is embedded into ς over time, using an evaluation function $\eta: (\mathcal{Time} \rightarrow \mathcal{C}) \times \mathcal{Time} \times (\mathcal{T}_F \cup \mathcal{T}_P) \rightarrow \mathcal{T}_F$:

$$\eta(\varsigma, t, \mathbf{s}) = \begin{cases} \mathbf{s} & \text{if } \mathbf{s} \in \mathcal{N}_I \\ \text{init}_s(\mathbf{s}) & \text{if } \mathbf{s} \in \mathcal{N}_O \wedge t = 0 \\ \eta(\varsigma, t-1, \varsigma(t-1)(\mathbf{s})) & \text{if } \mathbf{s} \in \mathcal{N}_O \wedge t > 0 \end{cases}$$

$$\eta(\varsigma, t, \mathbf{x}(\tau_0, \dots, \tau_{m-1})) = \mathbf{x}(\eta(\varsigma, t, \tau_0), \dots, \eta(\varsigma, t, \tau_{m-1}))$$

Then we apply $\langle \cdot \rangle$. Note that the semantics of a computation ς are independent from $\langle \mathcal{N}_O \rangle$. Hence, for fixed \mathcal{F} and \mathcal{P} , we can consider $\llbracket \varsigma \rrbracket$ as a function that reflects the input/output relation of a signal over time.

$$\llbracket \varsigma \rrbracket_{\mathcal{F}, \mathcal{P}}: \mathcal{Time} \rightarrow (\mathcal{N}_I \rightarrow \mathcal{V}) \rightarrow (\mathcal{N}_O \rightarrow \mathcal{V})$$

In this way, the semantics of a computation match the semantics of CCA.

4.3 TSL Syntax

We are ready to formally define TSL, which conforms to the following syntax:

$$\varphi := \tau \in \mathcal{T}_P \cup \mathcal{T}_d \mid \neg\varphi \mid \varphi \wedge \varphi \mid \bigcirc\varphi \mid \varphi \mathcal{U}\varphi$$

An atomic proposition consist either of a predicate term, serving as a Boolean interface to the inputs, or of an update term, enforcing a respective flow at the current point in time. Next, we have the Boolean operations via negation and conjunction, that allow to express arbitrary Boolean combinations of predicate evaluations and updates. Finally, we have the temporal operator next: $\bigcirc\psi$, to specify the behavior at the next point in time and the temporal operator until: $\vartheta \mathcal{U}\psi$, which enforces a property ϑ to hold until the property ψ holds, where ψ must hold at some point in the future eventually.

4.4 TSL Semantics

Formally, this leads to the following semantics. Let $\langle \cdot \rangle$ and $\varsigma \in \mathcal{C}^\omega$ be given, then the validity of a TSL formula φ with respect to ς is defined inductively over $t \in \text{Time}$ via:

$$\begin{aligned} \varsigma, t \models \mathbf{p}(\tau_0, \dots, \tau_{m-1}) &: \Leftrightarrow \langle \eta(\varsigma, t, \mathbf{p}(\tau_0, \dots, \tau_{m-1})) \rangle \\ \varsigma, t \models [\mathbf{s} \triangleleft \tau] &: \Leftrightarrow \varsigma(t)(\mathbf{s}) = \tau \\ \varsigma, t \models \neg\psi &: \Leftrightarrow \varsigma, t \not\models \psi \\ \varsigma, t \models \vartheta \wedge \psi &: \Leftrightarrow \varsigma, t \models \vartheta \wedge \varsigma, t \models \psi \\ \varsigma, t \models \bigcirc\psi &: \Leftrightarrow \varsigma, t+1 \models \psi \\ \varsigma, t \models \vartheta \mathcal{U}\psi &: \Leftrightarrow \exists t'' \geq t. \forall t \leq t' < t''. \varsigma, t' \models \vartheta \wedge \varsigma, t'' \models \psi \end{aligned}$$

Consider that satisfaction of a predicate depends on the current computation step and the steps of the past, while updates only depend on the current computation step. Furthermore, updates are only checked syntactically, while the satisfaction of predicates depends on the given assignment $\langle \cdot \rangle$.

We say that ς satisfies φ , denoted by $\varsigma \models \varphi$, if $\varsigma, 0 \models \varphi$. The language $\mathcal{L}(\varphi)$ of φ is defined via $\mathcal{L}(\varphi) = \{\varsigma \in \mathcal{C}^\omega \mid \varsigma \models \varphi\}$. The language $\mathcal{L}(\varphi)$ is a language of programs, which depends on the initially chosen assignment $\langle \cdot \rangle$.

Beside the basic operators we have the standard derived Boolean operators, as well as the derived temporal operators:

- release: $\varphi \mathcal{R}\psi \equiv \neg((\neg\psi)\mathcal{U}(\neg\varphi))$
- finally: $\Diamond\varphi \equiv \text{true}\mathcal{U}\varphi$
- always: $\Box\varphi \equiv \text{false}\mathcal{R}\varphi$
- the weak version of until: $\varphi \mathcal{W}\psi \equiv (\varphi\mathcal{U}\psi) \vee (\Box\varphi)$
- as soon as: $\varphi \mathcal{A}\psi \equiv \neg\psi \mathcal{W}(\psi \wedge \varphi)$

With TSL at hand as a logic, we now are able to give a formal specification of the music player app as introduced in Sec. 2. For example, the second property of Fig. 3 would be expressed by the following TSL formula.

$$\begin{aligned} &\Box \left(\text{leaveApp}(\text{Sys}) \wedge \text{musicPlaying}(\text{MP}_{\text{in}}) \right. \\ &\quad \left. \rightarrow [\text{MP} \triangleleft \text{play}(\text{Tr}, \text{trackPos}(\text{MP}))] \mathcal{A} \text{resumeApp}(\text{Sys}) \right) \end{aligned}$$

The full specification of the app and a detailed overview of respective modeling specifics are presented in in Appendix A.1.

4.5 Realizability

We are interested in the following realizability problem. Given a TSL formula φ , is there a computation ς such that $\varsigma \models \varphi$, independent of the choice of $\langle \cdot \rangle$, i.e.,

$$\exists \varsigma \in \mathcal{C}^\omega. \forall \langle \cdot \rangle: \mathcal{N} \rightarrow \mathcal{S} \cup \mathcal{F} \cup \mathcal{P}. \varsigma \models \varphi$$

If such a computation ς exists, we say ς realizes φ . We instead talk about the synthesis problem, if a finite state representation of a computation that realizes a realizable specification φ has to be computed in addition.

5 Synthesis

We present how to synthesize FRP programs from TSL specifications. An overview of our approach is provided in Fig. 5. The user initially provides a TSL specification over a set of predicate and function terms. At the end of the synthesis procedure, the user receives an executable to control a reactive system. The first step of our method fixes the model for the eventual FRP program, as described in Sec. 5.2. This step is the most computationally expensive and may result in an unrealizable result, in which case synthesis terminates with no solution. If some result is found, the procedure continues with the translation to the FRP source code, as described in Sec. 5.3.

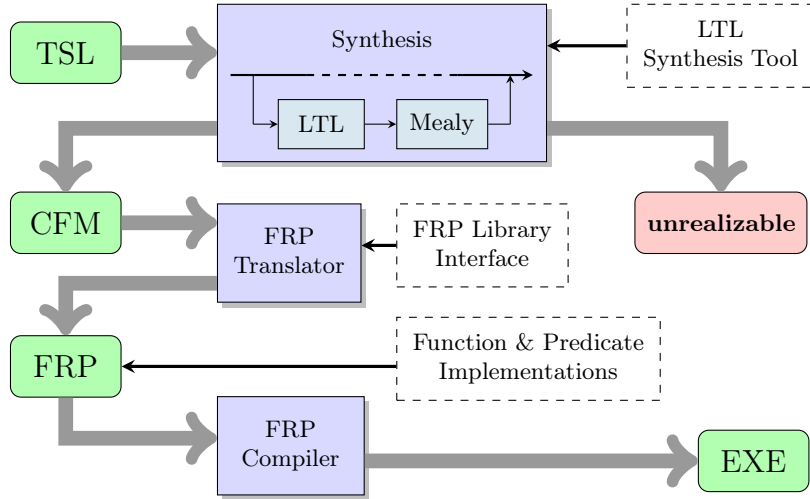


Fig. 5: The FRP synthesis procedure uses a modular design. Each step takes input from the previous step as well as interchangeable modules (dashed boxes).

An important feature of our synthesis approach is that implementations for the terms used in the specification are only required at the last stage of synthesis. This allows the user to explore several possible specifications before deciding on any term implementations.

5.1 Control Flow Model

The first step of our approach is the synthesis of a *Control Flow Model* \mathcal{M} (CFM) from a given TSL specification φ . The CFM provides us with a uniform representation of the control flow structure of our final program. It does, however, not fix any function or predicate implementation yet, and is also not tight towards any specific FRP language implementation. Intuitively, we can just think of a CFM as a finite state implementation of a computation. Formally, a CFM \mathcal{M} is a tuple $\mathcal{M} = (\mathcal{N}, \mathcal{T}_P, \mathcal{T}_F, M, m_I, \delta, \ell)$, where,

- $\mathcal{N} = \mathcal{N}_I \cup \mathcal{N}_O \cup \mathcal{N}_F \cup \mathcal{N}_P$ is the finite set of input signal, output signal, function and predicate names, respectively,
- \mathcal{T}_P and \mathcal{T}_F are finite sets of predicate and function terms, respectively, constructed from names in \mathcal{N} ,
- M is the finite set of model configurations, with
- $m_I \in M$ as the initial configuration,
- $\delta: 2^{\mathcal{T}_P} \times M \rightarrow M$ is the configuration update assigning each set of true predicates and a configuration a successor configuration, and
- $\ell: 2^{\mathcal{T}_P} \times M \times \mathcal{N}_O \rightarrow \mathcal{T}_F$ is the program update assigning each set of true predicates and a configuration a deterministic control flow (assignments from output signal names to terms).

A run $r = (c_0, m_0)(c_1, m_1)(c_2, m_2) \dots \in (\mathcal{C} \times M)^\omega$ of a CFM \mathcal{M} is defined as an infinite sequence of states and computation steps such that $m_0 = m_I$ and

$$\forall t \in \text{Time}. \exists P \in 2^{\mathcal{T}_P}. \forall \mathbf{s} \in \mathcal{N}_O. c_t(\mathbf{s}) = \ell(P, m_t, \mathbf{s}) \wedge m_{t+1} = \delta(P, m_t)$$

Every run r induces a computation $\varsigma_r = c_0 c_1 c_2 \dots \in \mathcal{C}^\omega$. Let $\langle \cdot \rangle$ be given. We say that r is compatible with $\langle \cdot \rangle$ iff

$$\forall t \in \text{Time}. \forall \mathbf{s} \in \mathcal{N}_O. c_t(\mathbf{s}) = \ell(P, m_t, \mathbf{s}) \wedge m_{t+1} = \delta(P, m_t)$$

where $P = \{\tau_p \mid \eta(\varsigma_r, t, \tau_p)\} \subseteq \mathcal{T}_P$. Note that there is always just a single, unique run that is compatible with $\langle \cdot \rangle$, such that the output induced by $\langle \cdot \rangle$ is given via $\llbracket \varsigma_r \rrbracket$. In other words, for fixed \mathcal{F} and \mathcal{P} , every input relates to a fixed ς_r , which again yields a unique output $\llbracket \varsigma_r \rrbracket$. We obtain that fixing \mathcal{F} and \mathcal{P} yields to a proper semantics of \mathcal{M} :

$$\llbracket \mathcal{M} \rrbracket: \text{Time} \rightarrow (\mathcal{N}_I \rightarrow \mathcal{V}) \rightarrow (\mathcal{N}_O \rightarrow \mathcal{V})$$

If we refer to ς_r , instead of $\llbracket \varsigma_r \rrbracket$, we obtain the language $\mathcal{L}(\mathcal{M}) \subseteq \mathcal{C}^\omega$ of \mathcal{M} .

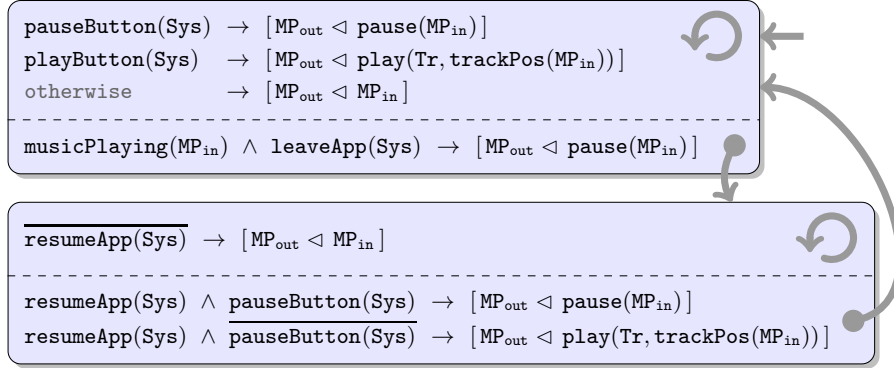


Fig. 6: Control Flow Model, synthesized from the music player app specification, as presented in Sec. 2.

5.2 LTL Encoding

We turn a given TSL formula φ into a CFM \mathcal{M} such that $\mathcal{L}(\mathcal{M}) \subseteq \mathcal{L}(\varphi)$ for every possible assignment $\langle \cdot \rangle$. To this end, we encode φ as an LTL specification ψ that admits a solution to the realizability problem of φ if and only if ψ is realizable. Furthermore, if ψ is realizable, synthesis provides us with a Mealy machine \mathbb{M} realizing ψ . This machine \mathbb{M} then also provides us with a solution to the synthesis problem of φ , as we can extract the corresponding CFM \mathcal{M} from \mathbb{M} .

Formally, let \mathcal{T}_P and \mathcal{T}_Δ be the finite sets of predicate and update terms, which appear in φ , respectively. We partition \mathcal{T}_Δ into $\bigsqcup_{s \in \mathcal{N}_O} \mathcal{T}_\Delta^s$ for the respective update signals. Furthermore, for every $s \in \mathcal{N}_O$ let $\mathcal{T}_{\Delta/id}^s = \mathcal{T}_\Delta^s \cup \{[s \triangleleft s]\}$ and let $\mathcal{T}_{\Delta/id} = \bigcup_{s \in \mathcal{N}_O} \mathcal{T}_{\Delta/id}^s$. We construct the LTL formula ψ via

$$\psi = \varphi \wedge \Box \left(\bigwedge_{s \in \mathcal{N}_O} \bigvee_{\tau \in \mathcal{T}_{\Delta/id}^s} (\tau \wedge \bigwedge_{\tau' \in \mathcal{T}_{\Delta/id}^s \setminus \{\tau\}} \neg \tau') \right)$$

over the input propositions \mathcal{T}_P and output propositions $\mathcal{T}_{\Delta/id}$.

Theorem 1. *If ψ is realizable, then φ is realizable. Furthermore, every Mealy machine \mathbb{M} , providing $\mathcal{L}(\mathbb{M}) \subseteq \mathcal{L}(\psi)$, induces a CFM \mathcal{M} such that for every assignment $\langle \cdot \rangle$ it holds that $\mathcal{L}(\mathcal{M}) \subseteq \mathcal{L}(\varphi)$.*

The proof of Thm. 1 is given in Appendix A.2. Note that our encoding only succeeds if the constructed LTL specification ψ is realizable. If ψ is unrealizable, we do not obtain an unrealizability result for φ , which yields that our encoding only serves as an under-approximation at this point.

Fig. 6 presents the CFM synthesized from the music player app specification of Sec. 2. The CFM consists of two configurations. Whenever one of the conditions (on the left) is satisfied, the corresponding update (on the right) is applied and the configuration is updated according to the transition diagram. The **otherwise** condition only is satisfied, if no other condition is satisfied.

5.3 FRP Translator

With a CFM \mathcal{M} satisfying the TSL specification at hand, we next convert it into an FRP program. We reference this transformation as MFRP. The translation is separated into two steps - first \mathcal{M} is translated into an FRP program over named terms, denoted as the FRP Translator in Fig. 5. Second, the synthesized program is given a meaning by combining it with the implementation of the function and predicate terms.

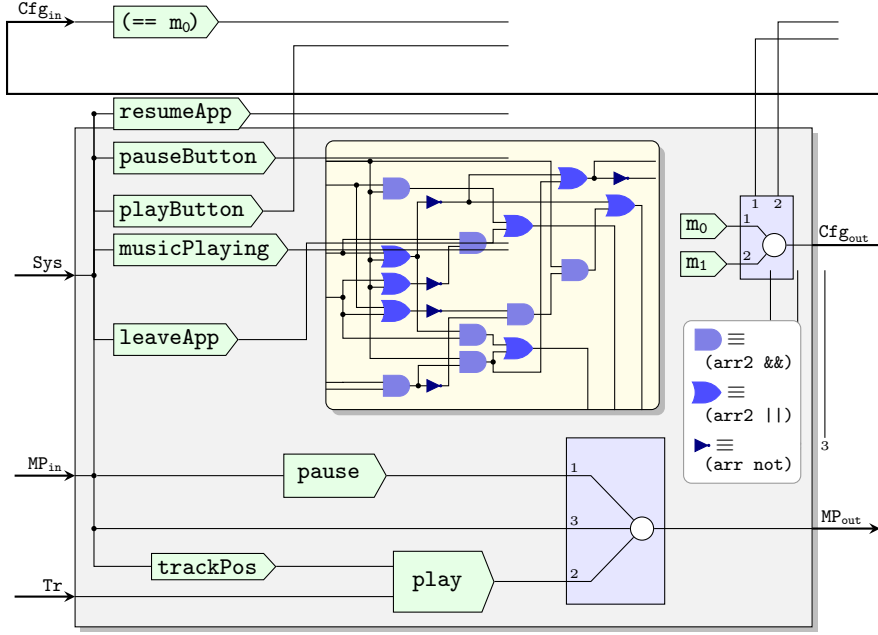


Fig. 7: Arrowized FRP program structure of the music player generated from \mathcal{M} .

In the first step, we target the CCA language, as described in Sec. 3.2, during translation. Fig. 7 pictures the synthesized CCA program of the music player using the arrow notation introduced in Sec. 3.2. We use a circuit representation, lifted to the FRP arrow level, to implement the control switching among different update choices. The switches, as presented here, are easy to implement using the ArrowChoice operators available in CCA. However, we elide a detailed description at this point, due to the different possibilities of realization utilizing different models of expressivity, as previously discussed in Sec. 3.2.

Our tool implementation uses the syntax of Yampa, which is an instance of CCA. The synthesis is modularized to be able to use any FRP library that is at least as powerful as CCA [15,19,27,21,28].

Recall that in TSL and \mathcal{M} , output signals can be written at the current time t , and read from at time $t + 1$. To implement this in the FRP program, we

use the CCA `loopD` combinator from Fig. 4(b). The `loopD` combinator pipes the output values back to the input to allow them to be read at time $t + 1$. Since the body of `f` may require output values at time $t = 0$, `initValue` provides the initial values to \mathcal{N}_O . The loop also captures an embedding of the configurations M into the signal level of FRP.

The interpretation of the FRP program equipped with the implemented terms is a result of applying the arrowized FRP interpretation function `runSF`:

```
newtype SF a b = SF {unSF :: (a → (b, SF a b))}

runSF :: SF (N_I → V) (N → V) → [N_I → V] → [N_O → V]
runSF (SF f) (x:xs) = let (y,f') = f x in y : g f' xs
```

We denote the semantics of an FRP program $p \in CCA$ by $\llbracket p \rrbracket$. In order to preserve the type consistency with the previous interpretation function, we build p by composing an indexing function over time, such that $p \ t = \text{indexAt } t \circ \text{runSF} \circ sf$. We then apply the standard operational semantics of Haskell to evaluate this expression.

$$\llbracket p \rrbracket : \mathcal{T}ime \rightarrow (\mathcal{N}_I \rightarrow \mathcal{V}) \rightarrow (\mathcal{N}_O \rightarrow \mathcal{V})$$

Applying these semantics to the program, we can now state that the input/output relation of the CFM is the same as the input/output relation of the FRP translation of the CFM. See Appendix A.3 for the proof of Thm. 2.

Theorem 2. $\forall \mathcal{M}. \llbracket \mathcal{M} \rrbracket = \llbracket MFRP(\mathcal{M}) \rrbracket$

5.4 FRP Compiler

In our last step, the synthesized FRP program is compiled into an executable, using the provided function and predicate implementations. This step is not fixed towards a single compiler implementation, but in fact can use any FRP compiler (or library) that implements at least CCA. As a consequence, we could also reuse the same synthesized CFM to even target different application architectures.

For example, instead of creating an Android music player app, we could target an FRP web interface [29], to create an online music player, or an embedded FRP library [30], that allows us to directly instantiate the player on a computationally more restricted device. By using the strong core of CCA, we even can go down the whole chain and directly implement the player in hardware, which is for example possible via the Haskell Clash compiler [31]. Note that we still need to give separate implementations for the functions and predicates for each target. However, our specification and the synthesized CFM always stay the same.

5.5 Properties of Synthesis

Soundness The previously stated theorems (Thm. 1 and Thm. 2) yield a complete soundness proof as shown in Fig. 8. The figure also describes the relation between the two separate levels of evaluation at each step of our transformation.

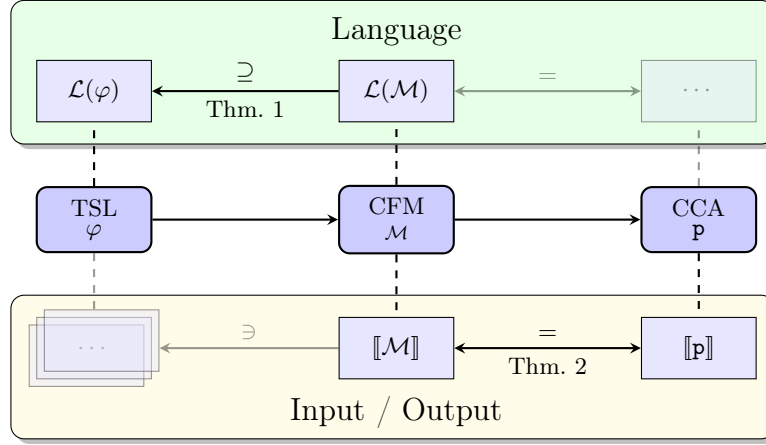


Fig. 8: A map of the soundness proof where \mathcal{M} is the result of the synthesis of φ , and \mathbf{p} is the result of the translation $\text{MFRP}(\mathcal{M})$.

The TSL specification defines a set of acceptable input/output relations, framed as the language $\mathcal{L}(\varphi)$, that can be compared to the language of the CFM $\mathcal{L}(\mathcal{M})$. On the other hand, the CCA program \mathbf{p} , has a concrete interpretation over the provided \mathcal{F} and \mathcal{P} given by $\llbracket \mathbf{p} \rrbracket$. This is then compared to the concrete interpretation over those same \mathcal{F} and \mathcal{P} for $\llbracket \mathcal{M} \rrbracket$. The hinted boxes of Fig. 8 must exist as a result of our theorems, but are not relevant to the overall soundness proof.

Thm. 1 from Sec. 5.2 states that for every specification, the language it describes is a superset of the language of the resulting CFM. Intuitively, a TSL specification describes the space of allowable input/output relations, and we guarantee the synthesized CFM to be one of these. The complete proof is provided in Appendix A.2. Thm. 2 from Sec. 5.3 states that for every CFM, the input/output relation of is the same as the input/output relation of the FRP program that is synthesized from it. Together these show the soundness of the synthesis procedure. A sound synthesis produces a program that matches the semantic meaning of the specification.

Completeness Our synthesis procedure is not complete - it will not always find a CCA program even if one exists that meets the TSL specification. A simple example of such a situation is given by the following tautology

$$\mathbf{p}(\mathbf{X}()) \rightarrow \bigcirc \mathbf{p}(\mathbf{X}()),$$

where \mathbf{X} refers to a 0-nary function and \mathbf{p} to a unary predicate. The example is realizable, as the value of $\mathbf{X}()$ does not change over time. However, in our encoding, predicates are abstracted as pure inputs, which implies that they may change at every time step. Hence, our procedure returns an unrealizability result.

Nevertheless, this result does not imply that we cannot handle specifications, as the one above, at all. For example, in the aforementioned case, we just have to specify the desired property as an assumption to the system, such as

$$\left(\bigwedge_{p \in \mathcal{N}_P^1} \bigwedge_{X \in \mathcal{N}_P^0} (p(\mathbf{x}()) \rightarrow \Box p(\mathbf{x}())) \right)$$

While assumptions as the one above indeed strengthen our under-approximation, they, however, are never able to make it complete in general.

Theorem 3. *The realizability problem of TSL is undecidable.*

Proof. We reduce an instance of the Post Correspondence Problem (PCP) [32] to the realizability of a TSL formula φ . To this end, we fix some unary predicate p , a unary function f for every alphabet symbol $f \in \Sigma$ of the PCP instance, and some 0-nary function X . We do not introduce inputs, but two outputs A and B .

Initially, we assign the signals A and B the constant value X . From then on, we non-deterministically pick pairs (w_j, v_j) in every time step, as provided by the PCP instance, where every w_j and v_j is represented as a stacked composition of the corresponding alphabet functions. Our choice is stored in the signals A and B for w_j and v_j , respectively. Finally, we check that the sequences of function applications, constructed over time, are equal at some point, using the eventually operator \Diamond and the universally quantified predicate p to check for equality. \square

A more detailed version of the proof can be found in Appendix A.4. Also note that no inputs are used by the proof, which additionally shows that satisfiability problem of TSL is undecidable as well.

Expressiveness Thm. 3 not only shows that our logic is more expressive than LTL, in terms of complexity, but also raises the question of which additional power is gained in terms of the specification of a reactive system. A direct comparison of TSL, describing the control flow model of a program, with LTL, describing a finite state machine manipulates bits, reveals two major differences.

In the first place, TSL embeds the notion of a loop, by which a program can reuse data it already has computed in the past. For example, a function application can build up an infinite data structure, such as a list, which remains accessible via the loop. In contrast, a circuit outputs a bounded number of bits, and has a finite number of registers to store bits internally. Hence, circuits by definition always have finite memory, even if they are equipped with a loop.

However, loops on their own are not sufficient to achieve the full expressiveness of TSL. The other important feature is the restriction to pure function and predicate computations, which ensures that repeated applications lead to the same results. If we relax this restriction, every function and especially the predicates, can produce different values on the same input at different points in time. As a result, our under-approximation strengthens to be complete, as we lose repeatability. However, having purity is a desired property, as it not only gives a stronger reasoning, but also reflects the natural intuition that a transformation returns the same result if applied to the same input at different points in time.

The result of TSL synthesis is the control flow of a reactive program utilizing pure computations and looped streams of data, which abstract from concrete implementations of data transformations that do not affect the shape of the overall

program. To implement this specific model as a program, we need a language supporting at least, and ideally exactly, the aforementioned features. Functional Reactive Programming is an established and expressive paradigm matching our requirements. It supports a strong model of time and a clean separation between pure computation and control flow. We specifically target the language of Causal Commutative Arrows, as it also provides a strong model of compositionality, which is similar to the model of composition as used in circuits. This way we obtain a natural lifting from finite state machines to reactive programs.

To understand this correspondence consider that CCA has a key restriction that it does not admit the `switch` or `arrowApply` function. These functions give the power to dynamically replace an arrow with a new one that arrives on an input wire. Using CCA, and thereby disallowing such power, enforces a static structure on the generated program. If we were to allow dynamic updates to the arrow structure, we would create arrows that are as powerful as monadic FRP. These more powerful (i.e. admitting more expressive structure) arrows would not only disallow many possible optimizations, but also break the model of familiar, circuit-like, composition model.

With respect to our synthesis procedure, a static arrow structure is a fundamental restriction related to the specification logic TSL. In TSL, every update term $[x \triangleleft y]$ is lifted to an arrow that updates signal x with term y . Since TSL updates represent a fixed arrow flow there is no way to express dynamic arrow routing in the specification, we choose CCA as a target language to match the expressive power of TSL.

Note that having a fixed arrow structure disallows higher-order arrows, but higher-order functions can still be passed along the wires. As an example, we may have a function term $\mathbf{app} : (a \rightarrow b) \rightarrow a \rightarrow b \in \mathcal{T}_F$ and signals $\mathbf{f} : a \rightarrow b, \mathbf{x} : a \in \mathcal{S}$. A specification making use of higher order functions is $\square [x \triangleleft \mathbf{app}(\mathbf{f}, \mathbf{x})]$. Recall that, absent any user provided assumptions, the synthesis procedure allows the value of symbols to change at any time. Proper reasoning over higher-order functions then requires assumptions that depend on the final use case in practice.

Additionally, a key difference between arrows and circuits is that arrows are able to carry state that tracks the application of each arrow block. For example, when building GUIs with the arrowized FRP library UISF [33], each GUI element is treated as an arrow block. In UISF, the internal state of the arrow handles layout such that the position of each new UI element depends on the order of the previously laid out elements. This type of state is non-commutative - the effect of one arrow interferes with the next. However, commutative state is possible as well. For instance the local state introduced by the `init` operator from CCA. Another commutative state might be a counter to track the number of arrow computations for debugging. Since addition is commutative, and the counter is not accessible inside arrow computations, this arrow would obey the *commutativity* law [24], restated below.

$$\mathbf{commutativity} \quad \mathbf{first} \ f \ggg \mathbf{second} \ g = \mathbf{second} \ g \ggg \mathbf{first} \ f$$

In our logic of TSL, we can only express commutative arrow programs - there is no way to specify ordering of computations within a single time step. The

synthesis procedure is then free to pick any order of computation within a single time step to update the signals. In fact, the signal update function δ conceptually updates all signals in a single time step simultaneously. In this way, CCA closely models the expressive power of TSL.

6 Experimental Results

To evaluate our synthesis procedure we implemented a tool in Haskell, which follows the structure of Fig. 5. Our tool first encodes the given TSL specification in LTL, using the aforementioned under-approximation. Then, the resulting LTL formula is passed to an LTL synthesizer, implementing the Bounded Synthesis approach [34]. Afterwards, the result is translated back into the corresponding CFM, from which we extract the FRP program structure. After providing function and predicate implementations the program is compiled into an executable.

Our tool synthesizes Haskell programs. It specifically targets the Yampa FRP library, implementing CCA. To demonstrate the effectiveness of synthesizing TSL, we applied our tool to a collection of benchmarks from different application domains, listed in Table 1. Every benchmark class consists of multiple specifications, addressing different features of TSL. We created all specifications from scratch, where we took care that they either relate to existing textual specifications, or real world scenarios. For every benchmark, we report the synthesis time, the size of the generated CFM and the number of conditionals of the final FRP program. We do not compare against other tools, since, at the time of writing, our tool is the only one supporting TSL. To the best of our knowledge, there is no other comparable specification logic that is as expressive as TSL.

The button benchmark represents the example given in the introduction. The music player app examples cover the specification discussed in Sec. 2, as well as some preliminary variants of reduced complexity. The FRPZoo benchmark set refers to a standard online benchmark suite, designed to compare FRP library language designs [19] (see also Appendix A.5). The escalator benchmarks describe different versions of an escalator controller (the full specification is presented in Appendix A.6). The slider benchmarks specify different variants of a small graphical game, where a slider moves back and forth and a player has to push a button whenever the slider is at the center to score points. The TORCS specifications build upon the example of the Haskell-TORCS bindings for building FRP controllers [16] in The Open Race Car Simulator (TORCS) [35] (more details are presented in Appendix A.7). For the FRPZoo benchmark set, as already mentioned in the introduction, our synthesis procedure was not able to synthesize the corresponding TSL specifications as they are given in [19], as they are unrealizable in the given form. To make them realizable, we added the additional assumption that multiple buttons cannot be pressed simultaneously. The assumption applies to most, but not all, real world applications.

Regarding our results, note that the number of conditionals presented in Table 1 is not optimized to be minimal, as there is still a huge space for im-

Table 1: Synthesis times, size of the resulting CFM \mathcal{M} , and the number of conditionals of the final FRP program for a collection of TSL specifications φ . The * indicates that the benchmark additionally has an initial condition as part of the specification. Synthesis was executed on a quad-core Intel Xeon (E3-1271 v3, 3.6GHz), 32 GB RAM (PC1600, ECC), running an 64bit Ubuntu LTS 16.04.

BENCHMARK (φ)	$ \mathcal{S}_I $	$ \mathcal{S}_O $	$ \mathcal{N}_P $	$ \mathcal{N}_F $	$ \varphi $	$ \mathcal{M} $	SYNTHESIS TIME (s)	CONDITIONS
Button								
default	1	2	1	2	27	1	0.008	2
Music App								
simple	3	1	1	2	90	2	0.108	8
system feedback	3	1	1	2	102	2	0.856	11
motivating example	4	1	2	2	105	2	4.443	11
FRPZoo								
scenario ₀	2	3	3	5	130	1	1.633	7
scenario ₅	2	3	3	5	132	1	1.644	6
scenario ₁₀	2	3	3	4	112	1	0.676	8
Escalator								
non-reactive	0	1	0	1	13	1	0.004	1
non-counting	2	1	2	2	36	1	0.008	3
counting	2	2	3	4	75	2	0.32	14
counting*	2	2	3	5	92	3	2.956	19
bidirectional	2	2	7	5	161	3	24.396	44
bidirectional*	2	2	7	6	180	3	142.6	92
smart	2	1	4	2	73	5	247.1	24
Slider								
default	1	1	2	2	86	2	0.288	6
scored	1	3	4	4	145	2	48.416	26
delayed	1	3	4	4	149	4	603.056	50
Haskell-TORCS								
simple	5	3	3	15	88	1	0.696	8
advanced								
gearing	2	1	1	3	44	2	0.02	4
accelerating	2	2	2	5	62	1	0.04	2
steering								
simple	2	1	4	2	65	1	0.032	3
improved	2	2	4	6	183	2	7.496	18
smart	3	2	4	4	146	5	29.348	20

Table 2: Synthesis times and solution sizes for an equivalent LTL specification of the button example, synthesized by an LTL synthesis tool. The benchmarks increase in expressivity by increasing the maximum number of counter bits.

Comparison to LTL:		Button (default)			
COUNTER BITS		1	2	3	4
LTL SYNTHESIS TIME		0.031 s	0.0212 s	12.492 s	timeout
SOLUTION STATES		2	4	8	16

provements. However, the numbers should give an intuitive impression of the complexity of every benchmark.

For the sake of demonstration, we also synthesized the button example using an equivalent LTL specification. Since LTL can only express Boolean data streams, we used an explicit encoding of the counter stream, where the number of counter bits is bounded to a finite value. The results are presented in Table 2 and confirm the expected exponential blowup due to the additional overhead of handling the explicit counter representation.

Also observe that synthesis times are much higher when the initial conditions are included in the specification. This is because the search space for a satisfying CFM becomes larger. However, in practice, the initial conditions can be omitted from the specification, and instead provided by the user along with term implementations.

Our synthesis procedure will automatically produce the normal form of CCA, the Causal Commutative Normal Form (CCNF) [25]. Arrow programs in CCNF often run faster than a general CCA program, but the normalization procedure is a challenging task to implement [24]. A full investigation into the performance of the synthesized program requires optimizations by merging and reordering the conditionals. We leave such optimizations and investigations to future work.

7 Related Works

7.1 Temporal Types for FRP

As FRP describes computations over time, a natural extension is to also investigate type systems that reason about, and over, time. To this end, a Curry-Howard correspondence between LTL and FRP in a dependently typed language was discovered simultaneously by [36,37]. In their formulation, FRP programs are proofs and LTL propositions are reactive, time-varying types that describe temporal properties of these programs. LTL types are then used to ensure causality and loop-freeness on the type level of an FRP program.

Dependent LTL types are a useful extension to FRP that provides insight into the underlying model of FRP, but does not lend itself to control flow synthesis. Using these LTL types, only arrows adhering to sensible temporal orderings (*e.g.* computations only depend on past values) will be well typed. A similar approach was used by [38] to construct a temporal type system that ensures there are no spacetime leaks in a well-typed FRP program, and again to ensure liveness properties [39]. However, these types cannot argue in any way about the temporal control flow of function application in the program.

In contrast, our approach introduces TSL for a fine-grained description of temporal constraints on function application behavior. To give an intuitive understanding of the relation between dependent LTL types and TSL, consider TSL as an extension of refinement types [40,41] to the domain of FRP. We leave the exploration of a formal connection to future work, and only use this connection here to give an understanding of the relation of TSL as a constraint logic

to type-level computation systems. For example, the button from Sec. 1 and its specification could be encoded, by adequate abuse of notation, as the refinement type below.

```
yampaButton ::
  {SF click:Event(MouseClick) display:Picture |
    □ (event (click) → [count < increment (count)] ) &&
    [display < render(count)] }
```

7.2 Synthesis of Reactive Programs

A distinguishing feature of our approach is the connection to an actual programming paradigm, namely FRP. Most reactive synthesis methods instead target transition systems or related formalisms such as finite state machines. The idea to synthesize programs rather than transition systems was introduced by Madhusudan [42]. In his work, an automaton is constructed that works on the syntax tree of programs, which makes it possible to obtain concise representations of the implementations, and to determine the number of program variables needed to realize a particular specification. Unlike our FRP programs, Madhusudan’s programs only support variables on a finite range of instances.

Another related approach is the synthesis of synchronization primitives, as introduced in [43], for the purpose of executing sequential programs in parallel. Here, uninterpreted functions are used to abstract from implementation details. However, both the specification mechanism (the existing program itself is used as the specification) and the type of programs considered are completely different from TSL and FRP.

7.3 Logics for Reactive Programs

Many logics have been proposed to specify properties of reactive programs. Synthesis of Signal Temporal Logic [44] focuses on modeling physical phenomena on the value level, introducing continuous time and resolving to a system of equations. The approach uses a different notion of data, embedded into the equations.

Another logic that has been proposed, Ground Temporal Logic [45], is a fragment of First Order Logic equipped with temporal operators, where it is not allowed to use quantification. Satisfiability and validity problems are studied, with the result that only a fragment is decidable. However, specifications expressed in Ground Temporal Logic, as well as their motivations, are completely different from our goals.

In another direction, a coalgebraic logic is used for the synthesis of Mealy Machines, which can generate casual stream transformer functions [46], a model very similar to CCA. Again, this logic is used as a specification of the data transformations on the alphabet of the stream and has similar limitations as in reactive synthesis work. In contrast, TSL is used to specify the temporal ordering of abstract data transformations on the stream.

7.4 Reasoning-based Program Synthesis

Reasoning-based synthesis [47,48,49,50] is a major line of work that has been mostly, but not entirely, orthogonal to reactive synthesis. While reactive synthesis has focused on the complex control aspects of reactive systems, deductive and inductive synthesis has been concerned with the data transformation aspects in non-reactive and sequential programs. Our work is mostly related to Sketching [48], since in Sketching the user provides the control structure and synthesizes the transformations. We, on the other hand, synthesize the control structure and leave the transformations to the user. The advantage of deductive synthesis is that it can handle systems with complex data. Its limitation is that it cannot handle the continuous interaction between the system and its environment, which is typical for many applications, such as for cyber-physical systems. This type of interaction can be handled by reactive synthesis, which is, however, typically limited to finite states and can therefore not be used in applications with complex data types. Abstraction-based approaches can be seen as a link between deductive and reactive synthesis [10,11].

Along the lines of standard reactive synthesis, our work is focused on synthesizing control structures. We extend the classic approach by also allowing the user to separately provide implementations of data transformations. This is useful in the case where the value manipulations are unknown or beyond the capability of the synthesis tool. For example, a user may want to synthesize an FRP program that uses closed source libraries, which may not be amenable to deductive synthesis. In this case, the user can only specify that certain functions from that API should be called under certain conditions, but cannot and may not want to reason about their output.

8 Future Work

We have defined the theoretical foundations for synthesis of FRP programs and implemented a tool to demonstrate the potential range and utility of applications for the theory. However, this paper only builds the initial foundations and there are many directions that remain to be explored. In particular, the under-approximation might be improved by enhancing the automatic derivation of properties from the specification. Finding the right optimizations is still a challenging task to be solved.

In our model we currently only consider discrete time semantics, whereas some models of FRP use continuous or dense time semantics [12]. To generalize our semantics to continuous time, a simple adaption would be to remove the \bigcirc operator from TSL, i.e., eliminating the definition of a single time step at all. Alternatively, we also could relax the semantic definition of the \bigcirc operator from Sec. 4.4 to read $\varsigma, t \models \bigcirc \psi :\Leftrightarrow \varsigma, t + \epsilon \models \psi$, (instead of $t + 1$) where ϵ is an infinitesimally small time step, approximating dense time. In practice, the continuous time range of each such step then could vary over time, analogous to dense time FRP, where such time steps are the product of the practical limitations on the

sampling rate. We leave a thorough investigation to the implications of dense time TSL to future work.

Another direction is to combine this approach with work in deductive synthesis techniques. For example, we might use synthesis of complex data structures [9] for the data transformations used in the TSL specification.

9 Conclusions

In this work, we have presented a synthesis method for functional reactive programs. We have introduced Temporal Stream Logic, a new temporal logic that allows the user to specify the control flow of an FRP program. The logic cleanly separates the control flow from data transformations, and forms the foundation of our synthesis procedure, which synthesizes FRP programs. Our experiments indicate that the synthesis approach works well in practice on a wide range of programming applications. In general, we hope the applications of this new logic and approach to reactive synthesis will stimulate further research into the intersection of temporal logics and FRP.

References

1. Shan, Z., Azim, T., Neamtiu, I.: Finding resume and restart errors in android applications. OOPSLA 2016, New York, NY, USA, ACM (2016) 864–880
2. Helbling, C., Guyer, S.Z.: Juniper: A functional reactive programming language for the arduino. FARM 2016, New York, NY, USA, ACM (2016)
3. Jing, G., Tosun, T., Yim, M., Kress-Gazit, H.: An end-to-end system for accomplishing tasks with modular robots. In: RSS. (2016)
4. Khalimov, A., Bloem, R.P., Jacobs, S.: Parameterized synthesis case study: Amba ahh. In Krishnendu Chatterjee, Rüdiger Ehlers, S.J., ed.: SYNT 2014. (2014)
5. Czaplicki, E., Chong, S.: Asynchronous functional reactive programming for guis. PLDI '13, New York, NY, USA, ACM (2013) 411–422
6. Santolucito, M., Quick, D., Hudak, P.: Media modules: Intermedia systems in a pure functional paradigm. In: ICMC 2015, Denton, TX, USA. (2015)
7. Piterman, N., Pnueli, A., Sa'ar, Y.: Synthesis of reactive(1) designs. In: VMCAI. (2006)
8. Gulwani, S.: Automating string processing in spreadsheets using input-output examples. POPL '11, New York, NY, USA, ACM (2011) 317–330
9. Feser, J.K., Chaudhuri, S., Dillig, I.: Synthesizing data structure transformations from input-output examples. In: PLDI. (2015) 229–239
10. Dimitrova, R., Finkbeiner, B.: Counterexample-Guided Synthesis of Observation Predicates. Springer Berlin Heidelberg, Berlin, Heidelberg (2012) 107–122
11. Beyene, T., Chaudhuri, S., Popeea, C., Rybalchenko, A.: A constraint-based approach to solving games on infinite graphs. In: POPL, ACM (2014) 221–233
12. Elliott, C., Hudak, P.: Functional reactive animation. In: ACM SIGPLAN Notices. Volume 32., ACM (1997) 263–273
13. Courtney, A., Nilsson, H., Peterson, J.: The yampa arcade. In: Proceedings of the 2003 ACM SIGPLAN workshop on Haskell, ACM (2003) 7–18

14. Liu, H., Hudak, P.: Plugging a space leak with an arrow. *ENTCS* **193** (2007) 29–45
15. Murphy, T.E.: A livecoding semantics for functional reactive programming. In: *Functional Art, Music, Modelling, and Design*, ACM (2016) 48–53
16. Finkbeiner, B., Klein, F., Piskac, R., Santolucito, M.: Vehicle platooning simulations with functional reactive programming. In: *SCAV*. (2017) 43–47
17. Voellmy, A., Wang, J., Yang, Y.R., Ford, B., Hudak, P.: Maple: Simplifying sdn programming using algorithmic policies. *CCR* **43**(4) (2013) 87–98
18. Pnueli, A.: The temporal logic of programs. In: *FOCS*, IEEE Computer Society (1977) 46–57
19. Gélineau, S.: FRPzoo - comparing many FRP implementations by reimplementing the same toy app in each. <https://github.com/gelisam/frp-zoo> (2016)
20. Pnueli, A., Rosner, R.: On the synthesis of an asynchronous reactive module. In: *ICALP89 Proceedings*. (1989)
21. Perez, I., Bärenz, M., Nilsson, H.: Functional reactive programming, refactored. In: *International Conference on Functional Programming*, ACM (2016)
22. Hughes, J.: Generalising monads to arrows. *Science of computer programming* **37**(1) (2000) 67–111
23. Lindley, S., Wadler, P., Yallop, J.: Idioms are oblivious, arrows are meticulous, monads are promiscuous. *ENTCS* **229**(5) (2011) 97–117
24. Yallop, J., Liu, H.: Causal commutative arrows revisited. In: *Proceedings of the 9th International Symposium on Haskell*, ACM (2016) 21–32
25. Liu, H., Cheng, E., Hudak, P.: Causal commutative arrows. *J. Funct. Program.* **21**(4-5) (2011) 467–496
26. Ehlers, R., Raman, V.: Slugs: Extensible GR(1) synthesis. Volume 9780 of *Lecture Notes in Computer Science.*, Springer (2016)
27. Ploeg, A.v.d., Claessen, K.: Practical principled frp: forget the past, change the future, frpnow! In: *ACM SIGPLAN Notices*. Volume 50., ACM (2015) 302–314
28. Patai, G.: Efficient and compositional higher-order streams. In: *International Workshop on Functional and Constraint Logic Programming*, Springer (2010)
29. Trinkle, R.: Reflex-frp. <https://github.com/reflex-frp/reflex> (2017)
30. Helbling, C., Guyer, S.Z.: Juniper: a functional reactive programming language for the arduino. In: *Functional Art, Music, Modelling, and Design*, ACM (2016) 8–16
31. Baaij, C.: Digital circuit in CλaSH: functional specifications and type-directed synthesis. PhD thesis (1 2015) eemcs-eprint-23939.
32. Post, E.L.: A variant of a recursively unsolvable problem. *Bull. Amer. Math. Soc.* **52**(4) (04 1946) 264–268
33. Winograd-Cort, D.: Effects, Asynchrony, and Choice in Arrowized Functional Reactive Programming. PhD thesis, Yale University (December 2015)
34. Finkbeiner, B., Schewe, S.: Bounded synthesis. *STTT* **15**(5-6) (2013) 519–539
35. Wymann, B., Espie, E., Guionneau, C.: Torcs: The open racing car simulator, v1.3.4. <http://torcs.sourceforge.net/index.php> (2017)
36. Jeffrey, A.: LTL types FRP: linear-time temporal logic propositions as types, proofs as functional reactive programs, ACM (2012) 49–60
37. Jeltsch, W.: Towards a common categorical semantics for linear-time temporal logic and functional reactive programming. *ENTCS* **286** (2012) 229–242
38. Krishnaswami, N.R.: Higher-order functional reactive programming without space-time leaks. In: *ACM SIGPLAN Notices*. Volume 48., ACM (2013) 221–232
39. Cave, A., Ferreira, F., Panangaden, P., Pientka, B.: Fair reactive programming. *POPL '14*, New York, NY, USA, ACM (2014) 361–372

40. Freeman, T., Pfenning, F.: Refinement types for ML. Volume 26. ACM (1991)
41. Vazou, N., Seidel, E.L., Jhala, R., Vytiniotis, D., Peyton-Jones, S.: Refinement types for haskell. In: ACM SIGPLAN Notices. Volume 49., ACM (2014) 269–282
42. Madhusudan, P.: Synthesizing reactive programs. In: LIPIcs-Leibniz International Proceedings in Informatics. Volume 12. (2011)
43. Bloem, R., Jobstmann, B., Piterman, N., Pnueli, A., Sa’ar, Y.: Synthesis of reactive (1) designs. *Journal of Computer and System Sciences* **78**(3) (2012) 911–938
44. Raman, V., Donzé, A., Sadigh, D., Murray, R.M., Seshia, S.A.: Reactive synthesis from signal temporal logic specifications. In: HSCC. (2015) 239–248
45. Cyrluk, D., Narendran, P.: Ground temporal logic: A logic for hardware verification. In: CAV, Springer (1994) 247–259
46. Bonsangue, M.M., Rutten, J., Silva, A.: Coalgebraic logic and synthesis of mealy machines. (2008)
47. Osera, P.M., Zdancewic, S.: Type-and-example-directed program synthesis. In: ACM SIGPLAN Notices. Volume 50., ACM (2015) 619–630
48. Solar-Lezama, A.: Program sketching. *STTT* **15**(5-6) (2013) 475–495
49. Kuncak, V., Mayer, M., Piskac, R., Suter, P.: Complete functional synthesis. *ACM Sigplan Notices* **45**(6) (2010) 316–329
50. Vechev, M.T., Yahav, E., Yorsh, G.: Abstraction-guided synthesis of synchronization. *STTT* **15**(5-6) (2013) 413–431

A Appendix

A.1 Specifying a Music Player in TSL

To demonstrate the simplicity of TSL, we illustrate the creation of a TSL specification for the music player Android app of Sec. 2. For the concrete implementation, we use the `MediaPlayer` class (MP) from the Android API, which provides functions to pause and play, as well as a predicate to check if music is currently playing or not. Specific to the Android OS, we receive signals when a user leaves or resumes the app. Specific to our particular app, we also use two buttons in the UI that deliver signals when a user presses play or pause.

In contrast to the FRP model, the Android system uses callback structures and functions have side effects, such as playing the music. Although the Android code is not using an FRP model, the theoretical foundations provided by FRP make embedding the synthesized control code a straightforward task.

Nevertheless, we need to consider that libraries used by the app and the surrounding android system carry their own state, which needs to be reflected within the model. To do so, we introduce a separate stream for each interface, which we assume to carry all the necessary state. We use the input stream `Sys` to receive system events and button presses, while the input stream `MPin` provides us the interface to the `MediaPlayer` class. Updates to `MediaPlayer` class are provided via the output stream `MPout`. This allows us to embed the synthesized program into any larger context to manipulate the music player. We cannot use the same name for input and output here, as we would miss state changes that could be made by a component plugged after this, which is a specific result of the clear modularization utilized within CCA. This is also why we do not need a separate system output here, as we only receive signals from the system. Finally, we also utilize the input stream `Tr`, which provides us with the currently selected music track.

We partition the individual properties of the specification into two categories: assumptions A and guarantees G . The final specification then results from their implication: $\bigwedge_{\vartheta \in A} \vartheta \rightarrow \bigwedge_{\psi \in B} \psi$. Our specification uses the following signals, function terms and predicates:

$$\begin{aligned} \mathcal{S}_I &= \{ \text{MP}_{\text{in}}, \text{Sys}, \text{Tr} \} \\ \mathcal{S}_O &= \{ \text{MP}_{\text{out}} \} \\ \mathcal{T}_F &= \{ \text{pause}(\cdot), \text{play}(\cdot, \cdot), \text{trackPos}(\cdot) \} \\ \mathcal{T}_P &= \{ \text{musicPlaying}(\cdot), \text{pauseButton}(\cdot), \text{playButton}(\cdot), \text{leaveApp}(\cdot), \text{resumeApp}(\cdot) \} \end{aligned}$$

The function `pause(m)` pauses a played track on the passed music player stream m . The function `play(t, p)` plays the selected track t at the given track position p . The track position is carried by the music player stream, and can be extracted using the function `trackPos`. In our model, `play` resets any state that is passed by `MPin`, while `pause` does not. The predicate `musicPlaying` checks whether music is playing on a music player stream, while the remaining predicates check the respective conditions from the surrounding android system.

Assumptions. We start with straightforward assumptions about the user interface. In our model, we assume that the pause and play buttons cannot be pressed at the same time. Also, from the Android OS behavior, we know the app cannot leave and resume at the same time.

$$\Box \neg(\text{playButton}(\text{Sys}) \wedge \text{pauseButton}(\text{Sys})) \quad (\text{A1})$$

$$\Box \neg(\text{leaveApp}(\text{Sys}) \wedge \text{resumeApp}(\text{Sys})) \quad (\text{A2})$$

Again from the Android OS, once a user has left the app it is not possible to press the play or pause buttons until the user resumes the app.

$$\Box (\text{leaveApp}(\text{Sys}) \rightarrow ((\neg \text{playButton}(\text{Sys}) \wedge \neg \text{pauseButton}(\text{Sys})) \mathcal{W} \text{resumeApp}(\text{Sys}))) \quad (\text{A3})$$

We use the `musicPlaying` predicate to monitor changes according to the play and pause actions. Technically, `musicPlaying` is not necessary to specify correct behavior - we could remember the music playing state on a separate looping stream. However, the method is provided by the `MediaPlayer` interface and it helps to improve readability, which is why we also use it for our the specification. To obtain a correct behavior, we do not need to mimic the full behavior of the method's implementation. It suffices to specify the behavior with respect to the pause and play actions.

$$\Box (U_{\text{play}} \rightarrow \bigcirc (\text{musicPlaying}(\text{MP}_{\text{in}}) \mathcal{W} U_{\text{pause}})) \quad (\text{A4})$$

$$\Box (U_{\text{pause}} \rightarrow \bigcirc (\neg \text{musicPlaying}(\text{MP}_{\text{in}}) \mathcal{W} U_{\text{play}})) \quad (\text{A5})$$

We use U_{play} as a shortcut for $[\text{MP}_{\text{out}} \triangleleft \text{play}(\text{Tr}, \text{trackPos}(\text{MP}_{\text{in}}))]$ and U_{pause} as a shortcut for $[\text{MP}_{\text{out}} \triangleleft \text{pause}(\text{MP}_{\text{in}})]$.

Guarantees. To specify the desired behavior of our app under the given assumptions, we define the following TSL guarantees. First, whenever the user presses one of the buttons in the app, the output signal has to take the corresponding action. This desired behavior is what necessitates the assumption that both buttons cannot be pressed at the same time. Removing the assumption that both buttons cannot be pressed at the same time would require to relax these guarantees.

$$\Box (\text{playButton}(\text{Sys}) \rightarrow U_{\text{play}}) \quad (\text{G1})$$

$$\Box (\text{pauseButton}(\text{Sys}) \rightarrow U_{\text{pause}}) \quad (\text{G2})$$

The only way that the music can be paused is either by the user leaving the app or pressing pause. In the latter case, the music should not start playing again until either the user resumes the app or presses play.

$$\Box (U_{\text{pause}} \rightarrow (\text{leaveApp}(\text{Sys}) \vee \text{pauseButton}(\text{Sys}))) \quad (\text{G3})$$

$$\Box (\text{leaveApp}(\text{Sys}) \rightarrow (\neg U_{\text{play}} \mathcal{W} \text{resumeApp}(\text{Sys}))) \quad (\text{G4})$$

$$\Box (\text{pauseButton}(\text{Sys}) \rightarrow (\neg U_{\text{play}} \mathcal{W} \text{playButton}(\text{Sys}))) \quad (\text{G5})$$

The last two parts of the specification were already introduced in the motivating example. If the music is playing, the music should pause when leaving the app and start playing again when returning to the app.

$$\Box(\text{musicPlaying}(\text{MP}_{\text{in}}) \wedge \text{leaveApp}(\text{Sys}) \rightarrow U_{\text{pause}}) \quad (\text{G6})$$

$$\Box(\text{musicPlaying}(\text{MP}_{\text{in}}) \wedge \text{leaveApp}(\text{Sys}) \rightarrow ((\text{pauseButton}(\text{Sys}) \vee U_{\text{play}}) \mathcal{A} \text{resumeApp}(\text{Sys}))) \quad (\text{G7})$$

Note that in contrast to Sec. 2 we also test for the `event(pauseButton)` in guarantee G7. This is necessary, since the specification would be unrealizable otherwise, as revealed by our synthesis tool. Indeed, the user may be smart enough to immediately pause the music when resuming the app, in which case it should not be played again.

A.2 Proof of Theorem 1

Proof. Assume ψ is realizable and let

$$\mathbb{M} = (\mathcal{T}_P, \mathcal{T}_{\triangleleft/\text{id}}, M, m_I, \delta, \ell: 2^{\mathcal{T}_P} \times M \rightarrow 2^{\mathcal{T}_{\triangleleft/\text{id}}})$$

be the corresponding Mealy machine, that realizes ψ . We construct the CFM

$$\mathcal{M} = (\mathcal{N}, \mathcal{T}_P, \mathcal{T}_F, M', m'_I, \delta', \ell')$$

by choosing

- \mathcal{N} as the set of names appearing in φ ,
- \mathcal{T}_P as the set of predicate terms appearing in φ ,
- \mathcal{T}_F as the set of function terms, appearing as a right-hand-side of an update in φ ,
- $M' = M$,
- $m'_I = m_I$,
- $\delta = \delta$,
- $\ell'(P, m, \mathbf{s}) = \tau_f$ such that $\{[\mathbf{s} \triangleleft \tau_f]\} = \ell(p, m)$ for all $P \subseteq \mathcal{T}_P$, $m \in M$, $\mathbf{s} \in \mathcal{N}_O$.

Consider that the extension of φ to ψ ensures that every signal is updated at every time step through exactly one update. This provides that the labeling ℓ' is well defined.

We claim that $\mathcal{L}(\mathcal{M}) \subseteq \mathcal{L}(\varphi)$, but for the sake of contradiction assume the opposite. Hence, there is a run r , compatible to some $\langle \cdot \rangle$, with $\varsigma_r \in \mathcal{L}(\mathcal{M})$ but $\varsigma_r \notin \mathcal{L}(\varphi)$. This run induces an infinite sequence $p_0 p_1 \dots \in \mathcal{B}^\omega$ for each $p \in \mathcal{T}_P$ via $p_t = \eta(\varsigma_r, t, p)$ for all $t \in \text{Time}$ and, thus, also a sequence $P_0 P_1 \dots \in (2^{\mathcal{T}_P})^\omega$.

A simple induction shows that for this input sequence $P_0 P_1 \dots$, the formula ψ is not satisfied when following the transition profile of \mathbb{M} . However, this contradicts our assumption and proofs our claim. \square

```

import Terms

sf :: SF (N_I → V) (N_O → V)
sf = loopD i f

i :: (N_O → V, M)
i = (initValue, m_I)

allP :: 2TP → Bool
allP ps = ∀ p ∈ ps. p

n :: Int
n = |2TP|

f :: ((N_I → V), (N_O → V, M))
  → (N_O → V, M)
f (s_i, (s_o, m)) = if
  | allP p_0 ∧ m = 0
    → (ℓ'(p_0, m), δ(p_0, m))
  | allP p_1 ∧ m = 0
    → (ℓ'(p_1, m), δ(p_1, m))
  | ...
  | allP p_0 ∧ m = 1
    → (ℓ'(p_0, m), δ(p_0, m))
  | allP p_1 ∧ m = 1
    → (ℓ'(p_1, m), δ(p_1, m))
  | ...
  | allP p_n ∧ m = |M|
    → (ℓ'(p_n, m), δ(p_n, m))

```

Fig. 9: The template for generating Yampa FRP code from a \mathcal{M} .

A.3 Proof of Theorem 2

Proof. First, note that the core CCA operators are only defined over binary tuples, while functions and predicates in TSL can have arbitrary arity. To eliminate this mismatch, we assume that the initial TSL specification only uses predicates and functions of arity two. As shown in Appendix A.8, this assumption can be made without loss of generality.

Given some CFM \mathcal{M} , the translation follows the template of Fig. 9. By the CCA normalization procedure, this is an equivalent expression to the arrow structure shown in Fig. 7. We use $\mathbf{p}_i \in 2^{\mathcal{T}_P}$, to indicate all possible sets of true predicates evaluations at a given time. Furthermore, we use $\ell'(p, m) = \lambda s. \ell(p, m, s)$, which denotes the curried version of the transition function of \mathcal{M} . This resulting transition function evaluates \mathcal{T}_F to \mathcal{V} during the final execution of the program.

Let a CFM $\mathcal{M} = (\mathcal{T}_P, \mathcal{T}_{\triangleleft/\text{id}}, M, m_I, \delta, \ell)$ be given. We show by induction that the translation to a CCA program has the same input / output relation as the CFM from which it was translated $\llbracket \mathcal{M} \rrbracket = \llbracket \text{MFRP}(\mathcal{M}) \rrbracket$. The CCA program $\text{MFRP}(\mathcal{M})$, at $\text{Time} = 0$, will output a value map $v_0 : \mathcal{N}_O \rightarrow \mathcal{V}$. We use equational reasoning to simplify the expression, $v_0 = \text{indexAt } 0 \text{ (runSF MFRP}(\mathcal{M})) \text{) } :: \mathcal{N}_O \rightarrow \mathcal{V}$. We notate each equational reasoning step with $\mapsto_{=}$. Applying the definition of arrows from Sec. 3.2, yields

```

v_0 \mapsto_{=}
\llbracket \text{indexAt } 0 \text{ (runSF MFRP}(\mathcal{M})) \rrbracket \mapsto_{=}
\llbracket \text{fst (f (s_i, initValue))} \rrbracket

```

We apply \mathbf{f} over these inputs and move the \mathbf{fst} inside the conditional.


```

 $\mapsto = \llbracket$  if
  | allPs  $\mathbf{p}_i \wedge 0 = m_I \rightarrow fst(\ell'(p_i, m_I), \delta(p_i, m_I))$ 
  | ...
where
   $\mathbf{s} = s_i \cup s_o \rrbracket$ 

```

By convention, we define $m_I = 0$, so we eliminate that predicate from the conjunction. We also inline the definition of **allPs**. Since Haskell's operational semantics defines evaluation, we only need $\llbracket \cdot \rrbracket$ over \mathcal{P} and \mathcal{F} .

```

 $\mapsto =$  if
  |  $\forall p \in p_i. \llbracket p \rrbracket \rightarrow (\llbracket \ell'(p_i, m_I) \rrbracket, \delta(p_i, m_I))$ 
  | ...
where
   $\mathbf{s} = s_i \cup s_o$ 

```

We rewrite the conditional as an implication. Note that since the conditional has complete pattern matching, there must exist such a set \mathbf{p}_i . Additionally, although the computation asks only for **fst**, we will keep the mealy state constraint as part of the equation. This will be useful information, and the formula is still satisfied regardless.

$$\begin{aligned}
\exists p_i \subseteq 2^{\mathcal{T}_P}. \forall p \in p_i. \llbracket p \rrbracket \implies \\
& c_0 = \llbracket \ell'(p_i, 0) \rrbracket \wedge \\
& m_1 = \delta(p_i, m_I) \\
& \text{where } \mathbf{s} = s_i \cup s_o
\end{aligned}$$

We substitute the definition of $\ell' :: (2^{\mathcal{T}_P}, M) \rightarrow \mathcal{N}_O \rightarrow \mathcal{V}$, where we use the implicit forall quantification in a Haskell type to rewrite the lambda as universal quantification over the names. Also we rewrite the sets as types.

$$\begin{aligned}
\exists p_i : 2^{\mathcal{T}_P}. \forall p \in p_i. \llbracket p \rrbracket \implies \\
& \forall s_o \in \mathcal{N}_O. c_0(s_o) = \llbracket \ell(p_i, 0, s_o) \rrbracket \wedge \\
& m_1 = \delta(p_i, m_I) \\
& \text{where } \mathbf{s} = s_i \cup s_o
\end{aligned}$$

This is in fact equivalent to the definition of the output stream for the CFM at $\mathcal{T}ime = 0$. We need the output stream for some concrete implementation, so we apply our $\llbracket \cdot \rrbracket$.

$$\begin{aligned}
& \llbracket \forall \mathbf{s} \in \mathcal{N}_O. c_0(\mathbf{s}) = \ell(P, m_I, \mathbf{s}) \wedge \\
& m_1 = \delta(P, m_I) \\
& \text{where } P = \{\tau_p \mid \eta(\zeta_r, 0, \tau_p)\} : 2^{\mathcal{T}_P} \rrbracket
\end{aligned}$$

Rewriting the set comprehension as an implication, and apply the evaluation only to the terms.

$$\begin{aligned}
\exists P : 2^{\mathcal{T}_P}. \forall p \in P. \llbracket \eta(\varsigma_r, 0, \tau_p) \rrbracket &\implies \\
\forall \mathbf{s} \in \mathcal{N}_O. c_0(\mathbf{s}) &= \llbracket \ell(P, m_0, \mathbf{s}) \rrbracket \wedge \\
m_1 &= \delta(P, m_I)
\end{aligned}$$

We have now shown that the input/output relation of the FRP and the CFM is the same at $\mathit{Time} = 0$. The inductive case trivially follows the same reduction techniques. \square

A.4 Extended proof of Theorem 3

Proof. We give a reduction from the Post Correspondence Problem (PCP). Given two finite lists $w_0 w_1 \dots w_n$ and $v_0 v_1 \dots v_n$ of equal length, each containing n finite words over some finite alphabet Σ , is there some finite sequence $i_0 i_1 \dots i_k \in \mathbb{N}^*$ such that $w_{i_0} w_{i_1} \dots w_{i_k} = v_{i_0} v_{i_1} \dots v_{i_k}$. The problem is undecidable [32].

We reduce PCP to the realizability question of TSL, where we translate an arbitrary instance of PCP to a TSL formula φ , which is realizable if and only if there is a solution to the PCP instance. To this end, let $n \in \mathbb{N}$, $w_0 w_1 \dots w_n \in \Sigma^*$ and $v_0 v_1 \dots v_n \in \Sigma^*$ be given. We fix $\mathcal{N}_P = \{\mathbf{p}\}$ for some unary predicate p , $\mathcal{N}_F = \Sigma \cup \{\mathbf{X}\}$, where every $\mathbf{f} \in \Sigma$ corresponds to a unary function and \mathbf{X} corresponds to a 0-nary function, $\mathcal{N}_I = \emptyset$ and $\mathcal{N}_O = \{\mathbf{A}, \mathbf{B}\}$. We define φ via:

$$\begin{aligned}
\varphi = & \left([\mathbf{A} \triangleleft \mathbf{X}] \wedge [\mathbf{B} \triangleleft \mathbf{X}] \right) \wedge \\
& \bigcirc \square \left(\bigvee_{j=0}^n ([\mathbf{A} \triangleleft \mu(w_j, \mathbf{A})] \wedge [\mathbf{B} \triangleleft \mu(v_j, \mathbf{B})]) \right) \wedge \\
& \bigcirc \bigcirc \diamond \left(\mathbf{p}(\mathbf{A}) \leftrightarrow \mathbf{p}(\mathbf{B}) \right)
\end{aligned}$$

where $\mu(x_0 x_1 \dots x_m, s) = x_0(x_1(\dots x_m(s) \dots))$.

Intuitively, we first assign the signals \mathbf{A} and \mathbf{B} a constant base value. Then, from the next time step on, we have to pick pairs (w_j, v_j) in every time step. Our choice is stored in the signals \mathbf{A} and \mathbf{B} , respectively. Finally, we check that the constructed sequences of function applications are equal at some point in time, where we use the universally quantified predicate \mathbf{p} to check equality.

The TSL formula φ is realizable if and only if there is an index sequence $i_0 i_1 \dots i_k$ such that $w_{i_0} w_{i_1} \dots w_{i_k} = v_{i_0} v_{i_1} \dots v_{i_k}$:

“ \implies ”: Assume that φ is realizable, i.e., there is some computation $\varsigma = c_0 c_1 \dots$ that satisfies φ independent of the choice of $\langle \cdot \rangle$. We fix $\langle \mathbf{init}_A \rangle = \langle \mathbf{init}_B \rangle = \langle \mathbf{X} \rangle = \varepsilon$ and $\langle x \rangle : \Sigma^* \rightarrow \Sigma^*$ with $\langle x \rangle(w) = wx$ for all $w \in \Sigma^*$ and $x \in \Sigma$. We do not fix any assignment to \mathbf{p} . Nevertheless, by the satisfiability of φ , there is a position $m > 1$ at which $\mathbf{p}(\mathbf{A}) \leftrightarrow \mathbf{p}(\mathbf{B})$ is satisfied, independent of the predicate assigned to \mathbf{p} . We obtain that $\llbracket \varsigma \rrbracket(\mathbf{A})(m) = \llbracket \varsigma \rrbracket(\mathbf{B})(m)$, since otherwise there would be a predicate that detects the difference⁴. As there is no other influence on ς ,

⁴ Remember that we do not have any inputs here, i.e., $\mathcal{N}_I = \emptyset$. Hence, the semantics $\llbracket \varsigma \rrbracket : (\mathcal{N}_I \rightarrow \mathcal{S}_I) \rightarrow (\mathcal{N}_O \rightarrow \mathcal{S}_O)$ of ς can be simplified to $\llbracket \varsigma \rrbracket : \mathcal{N}_O \rightarrow \mathcal{S}_O$.

depending on the choice of \mathbf{p} , we obtain that the semantics of ς

$$\begin{aligned} \llbracket \varsigma \rrbracket &= \{ \llbracket \varsigma \rrbracket(\mathbf{A}) \mapsto a_0, \llbracket \varsigma \rrbracket(\mathbf{B}) \mapsto b_0 \} \\ &\quad \{ \llbracket \varsigma \rrbracket(\mathbf{A}) \mapsto a_1, \llbracket \varsigma \rrbracket(\mathbf{B}) \mapsto b_1 \} \\ &\quad \dots \end{aligned}$$

are well defined (even without fixing \mathbf{p}) and induce the sequences $a_0 a_1 \dots \in \Sigma^\omega$ and $b_0 b_1 \dots \in \Sigma^\omega$. First, we observe that $a_0 = a_1 = b_0 = b_1 = \varepsilon$ by the definition of φ and the choice for the initialization functions and $\langle \cdot \rangle$. From the choice of $\langle \cdot \rangle$, we also obtain that $a_t = a_{t-1} w_{i_t}$ and $b_t = b_{t-1} v_{i_t}$ for every $t > 1$ and some $0 \leq i_t \leq n$. A simple induction shows that every $a_t = w_{i_2} w_{i_3} \dots w_{i_t}$ and $b_t = v_{i_2} v_{i_3} \dots v_{i_t}$ for every $t > 1$. It follows that $w_{i_2} w_{i_3} \dots w_{i_{m-1}} = v_{i_2} v_{i_3} \dots v_{i_m}$ from equality of a_m and b_m at position m . This concludes this part of the proof, since we have that $i_2 i_3 \dots i_m$ is a solution for the PCP instance.

“ \Leftarrow ”: Now, assume that there is a solution $i_0 i_1 \dots i_k$ to the PCP instance. We construct the computation $\varsigma = c_0 c_1 \dots$ with $c_0(\mathbf{A}) = c_0(\mathbf{B}) = \mathbf{X}$ and for all $t > 0$: $c_t(\mathbf{A}) = \mu(w_{(t-1) \bmod (k+1)}, \mathbf{A})$ and $c_t(\mathbf{B}) = \mu(w_{(t-1) \bmod (k+1)}, \mathbf{B})$. It is straightforward to see that ς satisfies $[\mathbf{A} \triangleleft \mathbf{X}]$, $[\mathbf{B} \triangleleft \mathbf{X}]$ and

$$\bigcirc \square \left(\bigvee_{j=0}^n ([\mathbf{A} \triangleleft \mu(w_j, \mathbf{A})] \wedge [\mathbf{B} \triangleleft \mu(v_j, \mathbf{B})]) \right).$$

Thus, it just remains to argue that ς satisfies $\bigcirc \bigcirc \Diamond(\mathbf{p}(\mathbf{A}) \leftrightarrow \mathbf{p}(\mathbf{B}))$. To this end, let $j_0 j_1 \dots = (i_0 i_1 \dots i_k)^\omega$. Then a simple induction shows that

$$\llbracket \varsigma \rrbracket(\mathbf{A})(t) = \eta(\varsigma, t, \mu(w_{j_0} w_{j_1} \dots w_{j_{t-2}}, \mathbf{X}))$$

and $\llbracket \varsigma \rrbracket(\mathbf{B})(t) = \eta(\varsigma, t, \mu(v_{j_0} v_{j_1} \dots v_{j_{t-2}}, \mathbf{X}))$ for all $t > 1$ and all choices of $\langle \cdot \rangle$. Now, consider that especially for $t = k + 2$ we have that

$$\begin{aligned} w_{j_0} w_{j_1} \dots w_{j_{t-2}} &= w_{i_0} w_{i_1} \dots w_{i_k} \\ &= v_{i_0} v_{i_1} \dots v_{i_k} \\ &= v_{j_0} v_{j_1} \dots v_{j_{t-2}} \end{aligned}$$

and, thus, also $\llbracket \varsigma \rrbracket(\mathbf{A})(k+2) = \llbracket \varsigma \rrbracket(\mathbf{B})(k+2)$, independent of the choice of $\langle \cdot \rangle$. As this implies that $p(\llbracket \varsigma \rrbracket(\mathbf{A})(k+2)) = p(\llbracket \varsigma \rrbracket(\mathbf{B})(k+2))$ for any unary predicate $p \in \mathcal{P}$, it proves that ς satisfies $\mathbf{p}(\mathbf{A}) \leftrightarrow \mathbf{p}(\mathbf{B})$ at position $k + 2$. Hence, ς also satisfies $\bigcirc \bigcirc \Diamond(\mathbf{p}(\mathbf{A}) \leftrightarrow \mathbf{p}(\mathbf{B}))$, which concludes the proof. \square

Note that we do not use any inputs to encode the PCP instance in the proof above. As a consequence, it immediately follows that the satisfiability problem of TSL is undecidable as well.

A.5 FRPZoo

A special role is played by the FRPZoo benchmark set, which refers to a standard online benchmark suite, designed to compare FRP library language designs [19]. The specification separates between three different behaviors, given as scenarios

0, 5, and 10. In every scenario, two buttons can be clicked: a “click count” button, which counts the number of clicks, and a “toggle” button, which toggles the enable/disable state of the “click count” button. The value of the counter is displayed via some output interface. The three scenarios differ with respect to the exact conditions of when the counter is updated, reset or displayed.

A.6 Escalator

As an illustrative example of the logic, we build up the specification of an escalator controller. To this end, we first commit to the following physical model. To interact with the environment the escalator is equipped with a motor, which moves its steps either up, down, or is turned off. To observe the environment, it additionally can read from two sensors, at the bottom and at the top, that reliably detect whenever somebody enters or exists. To program the controller, we receive the inputs of the sensors via two input signals: `bottom` and `top`. The steps are controlled via the output signal: `steps`. We start with a simple, non-reactive version that continuously moves up. This behavior is described via:

$$\Box [\text{steps} \triangleleft \text{MOVEUP}()]$$

Note that we use `MOVEUP()` as a 0-nary function here, as the command does not depend on any other given signal. However, for a concrete system, we instead would replace it with the matching library call (including possible static parameters), that passes the movement command to the motor’s driver. Nevertheless, reflecting these details here would go beyond the scope of this illustration.

Next, let us make our escalator reactive, in the sense that it only moves up, if there is actually somebody on it, using it. A first specification looks as follows:

$$\Box \left(\left((\text{enterEvent}(\text{bottom}) \wedge \neg \text{exitEvent}(\text{top})) \leftrightarrow [\text{steps} \triangleleft \text{MOVEUP}()] \right) \wedge \right. \\ \left. \left((\text{exitEvent}(\text{top}) \wedge \neg \text{enterEvent}(\text{bottom})) \leftrightarrow [\text{steps} \triangleleft \text{STOP}()] \right) \right)$$

While this specification is realizable, it also turns out to be incomplete. The elevator stops as soon as the first user leaves it at the top, but there still may be other users behind.

A short inspection reveals that we cannot solve this problem via purely reacting to the given inputs. Instead, we need to introduce a counter (used as an internal signal), which keeps track of the users on the escalator. Hence, we change the previous specification into

$$\Box \left(\left((\text{enterEvent}(\text{bottom}) \wedge \neg \text{exitEvent}(\text{top})) \leftrightarrow [\text{users} \triangleleft \text{users} + 1] \right) \wedge \right. \\ \left. \left((\text{exitEvent}(\text{top}) \wedge \neg \text{enterEvent}(\text{bottom})) \leftrightarrow [\text{users} \triangleleft \text{users} - 1] \right) \right)$$

With this change, it only remains to start and stop the escalator whenever the number of users toggles between zero and non-zero:

$$\Box \left(\left((\text{users} == 0 \wedge \bigcirc \neg (\text{users} == 0)) \leftrightarrow \bigcirc [\text{steps} \triangleleft \text{MOVEUP}()] \right) \right. \\ \left. \left((\neg (\text{users} == 0) \wedge \bigcirc (\text{users} == 0)) \leftrightarrow \bigcirc [\text{steps} \triangleleft \text{STOP}()] \right) \right)$$

In conjunction with the previous part, we obtain a complete description of a reactive escalator, which we can use to synthesize a respective FPP program. The result not only satisfies the specification, but also is immediately executable on the controller (after compilation).

Note that we can easily extend our specification, by adding even more properties. This is possible without changing the previous parts at all. For example, consider an alarm, that is activated whenever there are too many users on the escalator. Another variant would be a smart version, which moves up and down, triggered by the entrance point of the next user whenever the system is idle. For the sake of illustration of these statements, we give a possible realization of the second variant in the sequel.

We present the specification of a smart escalator, which is able to move into both directions: up and down. Thereby, the direction is determined by the entrance point of the first user entering the escalator when it is empty. If the escalator already moves into a specific direction, we ignore enter and exit events into the opposite direction until it stopped again. The specification $\varphi = \Box\psi \rightarrow \bigwedge_{j=0}^7 \Box\vartheta_j$ consists of:

$$\begin{aligned}
\psi &= \neg(\text{steps} == \text{MOVEDOWN}() \wedge \text{steps} == \text{MOVEUP}()) \wedge \\
&\quad \neg(\text{enterEvent}(\text{top}) \wedge \text{exitEvent}(\text{top})) \wedge \\
&\quad \neg(\text{enterEvent}(\text{bottom}) \wedge \text{exitEvent}(\text{bottom})) \\
\vartheta_0 &= ((\text{enterEvent}(\text{bottom}) \wedge \neg \text{exitEvent}(\text{top}) \wedge \neg(\text{steps} == \text{MOVEDOWN}())) \vee \\
&\quad (\text{enterEvent}(\text{top}) \wedge \neg \text{exitEvent}(\text{bottom}) \wedge \neg(\text{steps} == \text{MOVEUP}()))) \\
&\quad \leftrightarrow [\text{users} \triangleleft \text{users} + 1] \\
\vartheta_1 &= ((\text{exitEvent}(\text{top}) \wedge \neg \text{enterEvent}(\text{bottom}) \wedge \neg(\text{steps} == \text{MOVEDOWN}())) \vee \\
&\quad (\text{exitEvent}(\text{bottom}) \wedge \neg \text{enterEvent}(\text{top}) \wedge \neg(\text{steps} == \text{MOVEUP}()))) \\
&\quad \leftrightarrow [\text{users} \triangleleft \text{users} - 1] \\
\vartheta_2 &= [\text{steps} \triangleleft \text{MOVEUP}()] \\
&\quad \rightarrow \text{users} == 0 \wedge \text{enterEvent}(\text{bottom}) \\
\vartheta_3 &= [\text{steps} \triangleleft \text{MOVEDOWN}()] \\
&\quad \rightarrow \text{users} == 0 \wedge \text{enterEvent}(\text{top}) \\
\vartheta_4 &= \text{users} == 0 \wedge \text{enterEvent}(\text{bottom}) \wedge \neg \text{enterEvent}(\text{top}) \\
&\quad \rightarrow [\text{steps} \triangleleft \text{MOVEUP}()] \\
\vartheta_5 &= \text{users} == 0 \wedge \text{enterEvent}(\text{top}) \wedge \\
&\quad \neg \text{enterEvent}(\text{bottom}) \rightarrow [\text{steps} \triangleleft \text{MOVEDOWN}()] \\
\vartheta_6 &= \text{users} == 0 \wedge \text{enterEvent}(\text{top}) \wedge \text{enterEvent}(\text{bottom}) \\
&\quad \rightarrow ([\text{steps} \triangleleft \text{MOVEUP}()] \vee [\text{steps} \triangleleft \text{MOVEDOWN}()]) \\
\vartheta_7 &= \neg(\text{users} == 0) \wedge \bigcirc((\text{users} == 0) \wedge \neg \text{enterEvent}(\text{top}) \wedge \neg \text{enterEvent}(\text{bottom})) \\
&\quad \leftrightarrow [\text{steps} \triangleleft \text{STOP}]
\end{aligned}$$

A.7 Haskell-TORCS

The Haskell-TORCS benchmarks synthesize controllers for an autonomous vehicle. Our specifications build upon the example of the Haskell-TORCS bindings for building FRP controllers [16] in The Open Race Car Simulator (TORCS) [35]. The bindings are also used to run the synthesized implementations within the simulator. Autonomous vehicles use limited sensor data about the environment (*e.g.* the distance to nearest obstacle) to control actuators in the car (*e.g.* the steering wheel). The Haskell-TORCS set of benchmarks synthesize a controller from TSL specifications where the sensors and actuators are the input and output signals respectively. The functions used in the TSL specifications for the Haskell-TORCS benchmarks, for example “slowDown” or “turnLeft”, are implemented after the controller synthesis process. In this way, we obtain a guarantee on the larger behavior of the system, while still allowing numerically sensitive, data level manipulations, to be optimized as required by the application.

The first “simple” Haskell-TORCS controller combines simple functions without states. The “advanced” controllers included more detailed planning behavior when approaching a turn. The specifications are also modular, in the sense that control of the steering wheel and control of the gears are given separate specifications, and combined into a single FRP program after synthesis.

A.8 TSL₂

To improve readability, the current definition of TSL allows us to use functions and predicates of arbitrary arity. However, in term of expressivity, we can restrict ourselves to functions and predicates with a fixed arity of two. We denote the respective fragment of the logic by TSL₂. TSL₂ is especially useful for the translation to FRP, as arrowized FRP is defined over pairs at the core operators (*e.g.* `first` and `loop`).

Theorem 4. *TSL and TSL₂ are equally expressive, with respect to the realizability problem.*

Proof. Let $\mathcal{F}_2 \subseteq \mathcal{F}$ and $\mathcal{P}_2 \subseteq \mathcal{P}$ be the sets of binary functions and predicates, respectively. We define TSL₂ as sub-logic of TSL, which only contains terms that are constructed from signals, binary functions and binary predicates.

We show that TSL and TSL₂ are equally expressive, by giving a transformation from a TSL φ to an equi-realizable TSL₂ formula ψ . The transformation proceeds in three steps. First, we eliminate all 0-nary functions and predicates from φ . Then, we eliminate all unary function and predicates. Finally we go down to TSL₂. We denote the intermediate logics by TSL_{>0} and TSL_{>1}, respectively.

TSL \rightarrow *TSL_{>0}*: Let φ be a TSL formula, \mathcal{N}_F^0 be the set of 0-nary function names appearing in φ and \mathcal{N}_P^0 be the set of 0-nary predicate names appearing in φ . First, we remove all names of $\mathcal{N}_F^0 \cup \mathcal{N}_P^0$ from \mathcal{N}_F and \mathcal{N}_P , respectively, and, instead, add them to the set of output signal names \mathcal{N}_O . Then, for each $p \in \mathcal{N}_P^0$, we create a fresh name p' and add them to the predicate names \mathcal{N}_P . Now, let

$$\kappa_0(\varphi) = \bigwedge_{x \in \mathcal{N}_F^0 \cup \mathcal{N}_P} (\Box[x \triangleleft x]) \wedge \kappa'_0(\varphi),$$

where $\kappa'_0(\varphi)$ results from φ via replacing every 0-nary predicate $\mathbf{p} \in \mathcal{N}_P^0$ by the unary predicate $\mathbf{p}'(\mathbf{p})$. We show that φ is realizable if and only if $\kappa_0(\varphi)$ is realizable:

“ \Rightarrow ”: Assume φ is realizable, i.e., there is a computation $\varsigma \in \mathcal{C}^\omega$ such that $\varsigma \models \varphi$, for any choice of $\langle \cdot \rangle$. We define the computation ς' for all $t \in \mathcal{Time}$ via $\varsigma'(t)(\mathbf{s}) = \mathbf{s}$, if $\mathbf{s} \in \mathcal{N}_F^0 \cup \mathcal{N}_P^0$, and $\varsigma'(t)(\mathbf{s}) = \varsigma(t)(\mathbf{s})$, otherwise, i.e., the newly created output signal names are never changed during the whole computation. We claim that ς' realizes $\kappa_0(\varphi)$. Thus, for the sake of contradiction assume that ς' does not satisfy $\kappa_0(\varphi)$ for some fixed $\langle \cdot \rangle'$.

First, by the definition of ς' , the computation must satisfy $\Box[x \triangleleft x]$ for all $x \in \mathcal{N}_F^0 \cup \mathcal{N}_P^0$, since the value of every x is never changed over time and is initially fixed by \mathbf{init}_x . But then consider the following choice for $\langle \cdot \rangle'$ ⁵: $\langle \mathbf{p} \rangle = \langle \mathbf{p}' \rangle'(\langle \mathbf{init}_{\mathbf{p}} \rangle')$ for all $\mathbf{p} \in \mathcal{N}_P^0$, $\langle \mathbf{f} \rangle = \langle \mathbf{init}_{\mathbf{f}} \rangle'$ for all $\mathbf{f} \in \mathcal{N}_F^0$ and $\langle x \rangle = \langle x \rangle'$, for all $x \notin \mathcal{N}_P^0 \cup \mathcal{N}_F^0$. A simple induction shows that ς does not satisfy φ , since every evaluation of predicates in φ results in the same truth value as the corresponding evaluation of predicates in $\kappa'_0(\varphi)$. However, this contradicts our assumption that φ is satisfied for every choice of $\langle \cdot \rangle$, which then proves the correctness of our claim.

“ \Leftarrow ”: Now assume that $\kappa_0(\varphi)$ is realizable and let $\varsigma' \in \mathcal{C}^\omega$ be the computation that satisfies $\kappa_0(\varphi)$. We define the computation ς for all $t \in \mathcal{Time}$ via $\varsigma(t)(\mathbf{s}) = \tau$, where τ results from $\varsigma'(t)(\mathbf{s})$ via replacing all occurrences of $\mathbf{p}'(\mathbf{p})$ by \mathbf{p} . We claim that ς realizes φ , and again, let us assume this would not be the case, i.e., there is some assignment $\langle \cdot \rangle$ such that φ is not satisfied. Hence, consider $\langle \cdot \rangle'$ with $\langle \mathbf{init}_x \rangle' = \langle x \rangle$ for all $x \in \mathcal{N}_P^0 \cup \mathcal{N}_F^0$, $\langle \mathbf{init}_x \rangle' = \langle \mathbf{init}_x \rangle$ for all $x \in \mathcal{S}_O \setminus (\mathcal{N}_P^0 \cup \mathcal{N}_F^0)$, $\langle \mathbf{p}' \rangle' = p$ for all $\mathbf{p} \in \mathcal{N}_P^0$, where $p(b) = \langle \mathbf{p} \rangle$ for all $b \in \mathcal{B}$, and $\langle x \rangle' = \langle x \rangle$ for all $x \notin \mathcal{N}_P^0$. With these definitions, every predicate evaluation in φ is equivalent to the corresponding predicate evaluation in $\kappa_0(\varphi)$. Thus, a simple induction shows that ς' does not satisfy $\kappa'_0(\varphi)$ and, hence, also not $\kappa_0(\varphi)$. However this contradicts our assumption, finally proving our claim.

$TSL_{>0} \rightarrow TSL_{>1}$: Let φ be a $TSL_{>0}$ formula and \mathcal{N}^1 be the set of unary functions and predicates appearing in φ . Now let $\kappa_1(\varphi)$ be the $TSL_{>1}$ formula, which results from φ by replacing every term $x(\tau)$ with $x \in \mathcal{N}^1$ and $\tau \in \mathcal{T}_F$, that appears in φ , by $x(\tau, \tau)$. Thereby note that κ_1 is defined on terms and TSL formulas, simultaneously. We show that φ is realizable if and only if $\kappa_1(\varphi)$ is realizable:

“ \Rightarrow ”: Assume φ is realizable and let $\varsigma \in \mathcal{C}^\omega$ be the computation such that $\varsigma \models \varphi$ independently of the choice of $\langle \cdot \rangle$. We define the computation ς' for all $t \in \mathcal{Time}$ via $\varsigma'(t) = \kappa_1(\varsigma(t))$, i.e., we apply the same transformation on the terms of ς , as

⁵ Note that our changes with respect to the name sets are compatible with the corresponding definitions.

we applied on the terms of φ . We claim that ς' realizes $\kappa_1(\varphi)$, but for the sake of contradiction assume that this is not the case. Hence, there is some $\langle \cdot \rangle'$, for which ς' does not satisfy $\kappa_1(\varphi)$. We choose $\langle x \rangle(v) = \langle x \rangle'(v, v)$ for all $v \in \mathcal{V}$, if $x \in \mathcal{N}^1$, and $\langle x \rangle = \langle x \rangle$, otherwise. A simple induction shows that for this choice of $\langle \cdot \rangle$, ς does not satisfy φ . However, this contradicts our assumption, which proves our claim.

“ \Leftarrow ”: Now, assume $\kappa_1(\varphi)$ is realizable and let $\varsigma' \in \mathcal{C}^\omega$ be the corresponding realizing computation. We define the computation ς for all $t \in \mathcal{T}_{\text{Time}}$ via $\varsigma(t) = \kappa_1^*(\varsigma'(t))$, where κ_1^* replaces every term $x(\tau, \tau')$ with $x \in \mathcal{N}^1$ and $\tau, \tau' \in \mathcal{T}_F$ by $x(\tau)$. We claim that ς realizes φ , but for the sake of contradiction assume the opposite. Thus, there is some $\langle \cdot \rangle'$ such that ς does not satisfy φ . We choose $\langle x \rangle'(v, v') = \langle x \rangle(v)$, for all $x \in \mathcal{N}^1$ and $v, v' \in \mathcal{V}$. For $x \notin \mathcal{N}^1$, we choose $\langle x \rangle' = \langle x \rangle$. A simple induction shows that for the given choice of $\langle \cdot \rangle'$, we have $\varsigma' \not\models \kappa_1(\varphi)$. This contradicts our assumption and proves our claim.

$TSL_{>1} \rightarrow TSL_2$: Finally, let φ be a $TSL_{>1}$ formula and let \mathcal{N}^2 be the set of binary function names and predicate names appearing in φ . Now, consider the transformed formula $\kappa_2(\varphi)$, where we replace every term

$$x(\tau_0, \tau_1, \dots, \tau_{m-1})$$

of φ with $m > 2$ and $x \in (\mathcal{N}_F \cup \mathcal{N}_P) \setminus \mathcal{N}^2$ by

$$x(\tau_0, \mathbf{f}(\tau_1, \dots, \mathbf{f}(\tau_{m-2}, \tau_{m-1}) \dots)),$$

where $\mathbf{f} \in \mathcal{N}_F$ is a fresh binary function name. As before, κ_3 is defined on both: terms and formulas. We show that φ is realizable if and only if $\kappa_2(\varphi)$ is realizable:

“ \Rightarrow ”: Assume φ is realizable and let $\varsigma \in \mathcal{C}^\omega$ be the computation that realizes φ . We define the computation ς' for all $t \in \mathcal{T}_{\text{Time}}$ via $\varsigma'(t) = \kappa_2(\varsigma(t))$. We claim that ς' realizes $\kappa_2(\varphi)$, but for the sake of contradiction assume the opposite, i.e., that there is some $\langle \cdot \rangle'$ such that ς' does not satisfy $\kappa_2(\varphi)$. We fix

$$\langle x \rangle(v_0, v_1, \dots, v_{m-1}) = \langle x \rangle'(v_0, \langle \mathbf{f} \rangle'(v_1, \dots, \langle \mathbf{f} \rangle'(v_{m-2}, v_{m-1}) \dots))$$

for all $v_0, v_1, \dots, v_{m-1} \in \mathcal{V}$, if $x \in (\mathcal{N}_F \cup \mathcal{N}_P) \setminus \mathcal{N}^2$, and $\langle x \rangle = \langle x \rangle'$, otherwise. A simple induction shows that for this chosen $\langle \cdot \rangle'$, $\varsigma \not\models \varphi$. However, this contradicts our assumption, and, hence, proves our claim.

“ \Leftarrow ”: Now, assume that $\kappa_2(\varphi)$ is realizable by the computation $\varsigma' \in \mathcal{C}^\omega$. Consider the computation ς , defined for all $t \in \mathcal{T}_{\text{Time}}$ via $\varsigma(t) = \kappa_2^*(\varsigma'(t))$, where κ_2^* replaces every term

$$x(\tau_0, \mathbf{f}(\tau_1, \dots, \text{namef}(\tau_{m-2}, \tau_{m-1}) \dots))$$

with $x \in \mathcal{N}^1$ and $\tau_0, \tau_1, \dots, \tau_{m-1} \in \mathcal{T}_F$, by $x(\tau_0, \tau_1, \dots, \tau_{m-1})$. We claim that ς realizes φ , but for the sake of contradiction assume the opposite, i.e., there is some assignment $\langle \cdot \rangle$, for which $\varsigma \not\models \varphi$. We fix the assignment $\langle \mathbf{f} \rangle'(v, v') = (v, v')$ ⁶ for all $v, v' \in \mathcal{V}$, $\langle x \rangle'(v_0, (v_1, \dots, (v_{m-2}, v_{m-1}) \dots)) = \langle x \rangle(v_0, v_1, \dots, v_{m-1})$ for all $x \in \mathcal{N}^1$ and $v_0, v_1, \dots, v_{m-1} \in \mathcal{V}$, and $\langle x \rangle' = \langle x \rangle$ for all remaining names x . A simple induction shows that ς' does not satisfy $\kappa_2(\varphi)$ for the chosen $\langle \cdot \rangle$. This contradicts our assumption and, hence, finishes our proof.

⁶ the binary tuple constructor