

# Deep-Reinforcement Learning Multiple Access for Heterogeneous Wireless Networks

Yiding Yu, Taotao Wang, Soung Chang Liew

**Abstract**— This paper investigates the use of deep reinforcement learning (DRL) in the design of a “universal” MAC protocol referred to as Deep-reinforcement Learning Multiple Access (DLMA). The design framework is partially inspired by the vision of DARPA SC2, a 3-year competition whereby competitors are to come up with a clean-slate design that “best share spectrum with any network(s), in any environment, without prior knowledge, leveraging on machine-learning technique”. While the scope of DARPA SC2 is broad and involves the redesign of PHY, MAC, and Network layers, this paper’s focus is narrower and only involves the MAC design. In particular, we consider the problem of sharing time slots among a multiple of time-slotted networks that adopt different MAC protocols. One of the MAC protocols is DLMA. The other two are TDMA and ALOHA. The DRL agents of DLMA do not know that the other two MAC protocols are TDMA and ALOHA. Yet, by a series of observations of the environment, its own actions, and the rewards — in accordance with the DRL algorithmic framework — a DRL agent can learn the optimal MAC strategy for harmonious co-existence with TDMA and ALOHA nodes. In particular, the use of neural networks in DRL (as opposed to traditional reinforcement learning) allows for fast convergence to optimal solutions and robustness against perturbation in hyper-parameter settings, two essential properties for practical deployment of DLMA in real wireless networks.

## I. INTRODUCTION

This paper investigates a new generation of wireless medium access control (MAC) protocols that leverage the latest advances in “deep reinforcement learning”. The work is partially inspired by our participation in the Spectrum Collaboration Challenge (SC2), a 3-year competition hosted by DARPA of the United States [1], [2].<sup>1</sup> Quoting DARPA, “SC2 is the first-of-its-kind collaborative machine-learning competition to overcome scarcity in the radio frequency (RF) spectrum. Today, spectrum is managed by dividing it into rigid, exclusively licensed bands. This human-driven process is not adaptive to the dynamics of supply and demand, and thus cannot exploit the full potential capacity of the spectrum. In SC2, competitors will reimagine a new, more efficient wireless paradigm in which radio networks autonomously collaborate to dynamically determine how the spectrum should be used moment to moment.” In other words, DARPA aims for a clean-slate design in which different wireless networks share spectrum in a very dynamic

manner based on instantaneous supply and demand.

In SC2, wireless networks built by different teams co-exist in the neighborhood of each other. In DARPA’s vision, “winning design is the one that best share spectrum with any network(s), in any environment, without prior knowledge, leveraging on machine-learning technique” [2]. DARPA’s vision of a clean-slate design necessitates a total re-engineering of the PHY, MAC, and Network layers of wireless networks. The journey is long.

As a first step of the journey, this paper investigates a MAC design that exploits deep reinforcement learning (DRL) [3] — a machine learning technique critical to the success of AlphaGo [4] — to learn the optimal way to use the time-spectrum resources by a series of environmental observations and actions, without the need to know the details of the MAC protocols of the other co-existing wireless networks. In other words, the MAC does not need to know the operating mechanisms of the MAC of the other wireless networks, and yet it can achieve optimal performance as if it knew the MAC of these networks in detail. We refer to this class of MAC protocols as deep-reinforcement learning multiple access protocols (abbreviated as DLMA).

For a focus, this paper considers time-slotted systems and the problem of sharing the time slots among multiple wireless networks. Furthermore, in this paper, optimizing the total throughput of all the co-existing networks is the objective of DLMA. Specifically, we show that DLMA can achieve near optimal total-throughput performance when co-existing with a TDMA network, an ALOHA network, and a mix of TDMA and ALOHA networks, without knowing these are the co-existing networks. Learning from the experience it gathers from a series of state-action-reward observations, a DRL node automatically tunes the weights of the neural network within its MAC machine to zoom to an optimal MAC strategy.

This paper also addresses the issue of why DRL is preferable to the traditional reinforcement learning (RL) for wireless networking. Specifically, we demonstrate that the use of neural networks in DRL affords us with two essential properties to wireless MAC: (i) fast convergence to optimal solution; (ii) robustness against non-optimal parameter settings in DRL. Compared with MAC based on RL, DRL converges faster and is more robust. Fast convergence is critical to wireless networks because the wireless environment may change quickly as new nodes arrive, and existing nodes move or depart. If the environmental

Y. Yu, T. Wang and S. C. Liew are with the Department of Information Engineering, The Chinese University of Hong Kong. Email: {yy016, ttwang, soung}@ie.cuhk.edu.hk

<sup>1</sup>Two of the authors are currently participating in this competition.

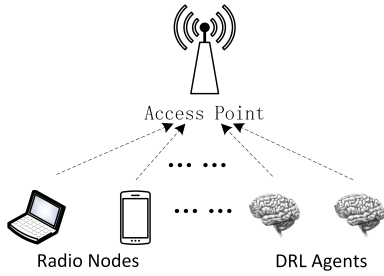


Fig. 1: A multiple access system with DRL agents.

“coherence time” is much shorter than the convergence time of the wireless MAC, the optimal strategy would elude the wireless MAC as it continually tries to catch up the environment. Robustness against non-optimal parameter settings is essential because the optimal parameter settings for DRL (and RL) in the presence of different co-existing networks may be different. Without the knowledge of the co-existing networks, DRL (and RL) cannot optimize its parameter settings. If non-optimal parameter setting can also achieve roughly the same optimal throughput at roughly the same convergence rate, then optimal parameter settings are not essential in practical deployment.

#### Related Work

RL is a machine-learning paradigm, where agents learn successful strategies that yield the largest long-term reward from trial-and-error interactions with their environment [5], [6]. The most representative RL algorithm is the Q-learning algorithm [7]. Q-learning can learn a good policy by updating a state-action value function, referred to as the Q function, without an operating model of the environment. When the state-action space is large and complex, deep neural networks can be used to approximate the Q function and the corresponding algorithm is called DRL [3]. This work employs DRL to speed up convergence and increase robustness of DLMA (see our results in Section III-A).

RL was employed to develop channel access schemes for cognitive radios [8]–[11] and wireless sensor networks [12]. Unlike this paper, these works do not leverage the recent advances in DRL.

There has been little prior work exploring the use of DRL to solve MAC problems, given that DRL itself is a new research trend. The MAC scheme in [13] employs DRL in homogeneous wireless networks. Specifically, [13] considered a network in which  $N$  radio nodes dynamically access  $K$  orthogonal channels using the same DRL MAC protocol. By contrast, we are interested in heterogeneous networks in which the DRL nodes must learn to collaborate with nodes employing other MAC protocols.

The authors of [14] proposed a DRL-based channel access scheme for wireless sensor networks. Multiple frequency channels were considered. Each channel is either in a “good state” or a “bad state”, and the channel state evolves from time slot to time slot according to a 2-state Markov chain with an associated transition probability matrix. The good (bad) state corresponds to low interference (high

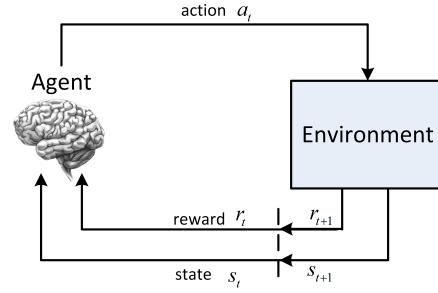


Fig. 2: The agent-environment interaction process.

interference) from other nodes. If the DRL agent transmits on a channel in good (bad) state, the transmission is successful (unsuccessful). In RL terminology, the multiple frequency channels with the associated Markov interference models form the “environment” with which the DRL agent interacts. There are some notable differences between [14] and our investigation here. First, the simple Markov environmental model in [14] cannot capture the interference caused many MAC behaviors. For example, the interference on a channel caused by one TDMA node transmitting on it cannot be model by a simple 2-state Markov chain:  $K$  states are needed if there are  $K$  time slots in each TDMA frame. Second, the Markov environmental model in [14] is a “passive” model not affected by the “actions” of the DRL agent. For example, if there is one exponential-backoff ALOHA node (see Section III-B for definition) transmitting on a channel, the collisions caused by transmissions by the DRL agent will cause the channel state to evolve in intricate ways not captured by the simple 2-state model.

Recently, [15] employed DRL for channel selection and channel access in LTE-U networks. Although it also aims for heterogeneous networking in which LTE-U base stations co-exist with WiFi APs, its focus is on matching downlink channels to base stations; we focus on sharing an uplink channel among users. More importantly, the scheme in [15] is model-aware in that the LTE-U base stations know that the other networks are Wi-Fi. For example, it uses an analytical equation (equation (1) in [15]) to predict the transmission probability of Wi-Fi stations. By contrast, our DLMA protocol is model-free in that it does not presume knowledge of co-existing networks and is outcome-based in that it derives information by observing its interactions with the other stations in the heterogeneous environment.

## II. DLMA PROTOCOL

### A. System Model

We consider a wireless network in which  $N$  radio nodes transmit packets to an access point (AP) via a shared wireless channel, as illustrated in Fig. 1. We assume time-slotted systems in which the radio nodes can start transmission only at the beginning of a time slot and must finish transmission within that time slot. Simultaneous transmissions of multiple nodes in the same time slot result in collisions. Not all nodes use the same MAC protocol: some may use TDMA and/or ALOHA, and at least one

node uses our proposed DLMA. We refer to the nodes that use DLMA as DRL agents or DRL nodes.

### B. Overview of RL

In RL, an agent interacts with an environment in a sequence of discrete times,  $t = 0, 1, 2, \dots$ , to accomplish a task, as shown in Fig. 2 [5]. At time  $t$ , the agent observes the state of the environment,  $s_t \in S$ , where  $S$  is the set of possible states. It then takes an action,  $a_t \in A_{s_t}$  where  $A_{s_t}$  is the set of possible actions at state  $s_t$ . As a result of the state-action pair,  $(s_t, a_t)$ , the agent receives a reward  $r_{t+1}$ , and the environment moves to a new state  $s_{t+1}$  at time  $t + 1$ . The goal of the agent is to effect a series of rewards  $\{r_t\}_{t=1,2,\dots}$  through its actions to maximize some performance criterion. For example, the performance criterion to be maximized at time  $t$  could be  $R_t \triangleq \sum_{\tau=t}^{\infty} \gamma^{\tau-t} r_{\tau+1}$ , where  $\gamma \in (0, 1]$  is a discount factor for weighting future rewards. In general, the agent takes actions according to some decision policy  $\pi$ . RL methods specify how the agent changes its policy as a result of its experiences. With sufficient experiences, the agent can learn an optimal decision policy  $\pi^*$  to maximize the long-term accumulated reward [5].

Q-learning [5]–[7] is one of the most popular RL methods. A Q-learning RL agent learns an action-value function  $Q^\pi(s, a)$  corresponding to the expected accumulated reward when an action  $a$  is taken in the environmental state  $s$  under the decision policy  $\pi$ :

$$Q^\pi(s, a) \triangleq \mathbf{E}[R_t | s_t = s, a_t = a, \pi] \quad (1)$$

The optimal action-value function,  $Q^*(s, a) \triangleq \max_\pi Q^\pi(s, a)$ , obeys the Bellman optimality equation:

$$Q^*(s, a) = \mathbf{E}_{s'} \left[ r_{t+1} + \gamma \max_{a'} Q^*(s', a') | s_t = s, a_t = a \right] \quad (2)$$

where  $s'$  is the new state after the state-action pair  $(s, a)$ . The main idea behind Q-learning is that we can iteratively estimate  $Q^*(s, a)$  at the occurrences of each state-action pair  $(s, a)$ . Let  $q(s, a)$  be the estimated state-action value function during the iterative process. Upon a state-action pair  $(s_t, a_t)$  and a resulting reward  $r_{t+1}$ , Q-learning updates  $q(s_t, a_t)$  as follows:

$$q(s_t, a_t) \leftarrow q(s_t, a_t) + \alpha \left[ r_{t+1} + \gamma \max_{a'} q(s_{t+1}, a') - q(s_t, a_t) \right] \quad (3)$$

where  $\alpha \in (0, 1]$  is the learning rate.

While the system is updating  $q(s, a)$ , it also makes decisions based on  $q(s, a)$ . The  $\epsilon$ -greedy policy is often adopted. For the  $\epsilon$ -greedy policy, the agent selects the greedy action  $a_t = \arg \max_a q(s_t, a)$  with probability  $1 - \epsilon$ , and selects a random action with probability  $\epsilon$ . A reason for randomly selecting an action is to avoid getting stuck with a  $q(s, a)$  function that has not yet converged to  $Q^*(s, a)$ .

### C. DLMA Protocol Using DRL

This subsection describes the construction of our DLMA protocol using the DRL framework.

The action by a DRL agent adopting DLMA at time  $t$  is  $a_t \in \{\text{TRANSMIT}, \text{WAIT}\}$ , where *TRANSMIT* means that the agent transmits, and *WAIT* means that the agent does not transmit. We denote the channel observation at time  $t$  by  $z_t \in \{\text{SUCCESS}, \text{COLLISION}, \text{IDLENESS}\}$ , where *SUCCESS* means one and only one station transmits on the channel; *COLLISION* means multiple stations transmit, causing a collision; *IDLENESS* means no station transmits. The DRL agent determines  $z_t$  from an ACK from the AP (if it transmits) and listening to the channel (if it waits). We define the channel state at time  $t$  as the action-observation pair  $c_t \triangleq (a_t, z_t)$ . There are five possibilities for  $c_t$ :  $\{\text{TRANSMIT}, \text{SUCCESS}\}$ ,  $\{\text{TRANSMIT}, \text{COLLISION}\}$ ,  $\{\text{WAIT}, \text{SUCCESS}\}$ ,  $\{\text{WAIT}, \text{COLLISION}\}$  and  $\{\text{WAIT}, \text{IDLENESS}\}$ . We define the environmental state at time  $t$  to be  $s_t \triangleq \{c_{t-M+1}, \dots, c_{t-1}, c_t\}$ , where the parameter  $M$  is the state history length to be tracked by the agent. After taking action  $a_t$ , the transition from state  $s_t$  to  $s_{t+1}$  generates a reward  $r_{t+1}$ , where  $r_{t+1} = 1$  if  $z_t = \text{SUCCESS}$ ;  $r_{t+1} = 0$  if  $z_t = \text{COLLISION}$  or *IDLENESS*.

So far, the above definitions of “state” and “action” also apply to an RL agent that adopts (3) as its learning algorithm. We next motivate the use of DRL and then provide the details of its use.

Intuitively, subject to a non-changing or slow-changing environment, the longer the state history length  $M$ , the better the decision can be made by the agent. However, a large  $M$  induces a large state space for  $q(s, a)$  in (3). With a large number of state-action entries to be tracked, the step-by-step and entry-by-entry update  $q(s, a)$  is very inefficient. To get a rough idea, suppose that  $M = 10$ , (a rather small state history to keep track of), then there are  $5^{10} \approx 10$  million possible values for state  $s$ . Suppose that for convergence to the optimal solution, each state-action value must be visited at least once. If each time slot is 1 ms in duration (typical wireless packet transmission time), convergence of RL will take at least  $5^{10} \times 2$  ms or more than 5 hours. Due to node mobility, arrivals and departures, wireless environment will most likely to have changed well before then. Section III-A of this paper shows that applying DRL to DLMA accelerates the convergence speed significantly (convergence is obtained in seconds, not hours).

In DRL, *deep neural networks* are used to approximate the state-action value function,  $q(s, a; \theta) \approx Q^*(s, a)$ , where the parameter vector,  $\theta$ , are the weights in a deep neural network. This deep neural network is referred to as the Q neural network (QNN) and the corresponding RL algorithm as DRL [3]. Rather than following the tabular update rule of the traditional RL in (3), DRL updates  $q(s, a; \theta)$  by training QNN (i.e., it updates the weights  $\theta$  in QNN).

QNN can be trained by minimizing the prediction error of  $q(s, a; \theta)$ . Suppose that at time step  $t$ , the state is  $s_t$  and the DRL agent takes an action  $a_t$ , and the resulting reward is  $r_{t+1}$  and the state moves to  $s_{t+1}$ . Then,  $(s_t, a_t, r_{t+1}, s_{t+1})$  constitutes an “experience sample” that will be used to train the neural network. In particular, the prediction error of the neural network at time step  $t$  is given by the loss function:

$$L(\theta) = \left( y_t^{QNN} - q(s_t, a_t; \theta) \right)^2 \quad (4)$$

where  $q(s_t, a_t; \theta)$  is the approximated Q function given by the neural network with weight parameter  $\theta$  and  $y_t^{QNN}$  is the target output of the neural network based on the new experience  $(s_t, a_t, r_{t+1}, s_{t+1})$ :

$$y_t^{QNN} = r_{t+1} + \gamma \max_{a'} q(s_{t+1}, a'; \theta_t) \quad (5)$$

The loss function  $L(\theta)$  in (4) can be minimized by the *Stochastic Gradient Descent* algorithm [16]. After training of QNN with loss function (4), the weights  $\theta$  become  $\theta_{t+1}$ . The updated QNN with the new approximated Q function  $q(s, a; \theta_{t+1})$  is used in decision making by the DRL agent in time slot  $t+1$ . Note that unlike (3), where only one entry in  $q(s, a)$  with a particular  $(s, a)$  gets updated, all entries in  $q(s, a; \theta_{t+1})$  with different  $(s, a)$  are affected by the new parameter  $\theta_{t+1}$ . Note also that the training of QNN is different from the training of traditional neural networks in supervised learning, where the network weights are tuned offline; the weights of QNN are updated using previous experiences in an online manner.

Equations (4) and (5) above describe a DRL algorithm in which training of QNN at time  $t$  is based on the most recent experience sample  $(s_t, a_t, r_{t+1}, s_{t+1})$ . For algorithmic stability, the techniques of “experience replay” and “quasi-static target network” [3] can be used. In “experience replay”, each training step makes use of multiple experience samples in the past rather than just the most recent experience sample. Specifically, (4) and (5) are replaced by

$$L(\theta) = \sum_{(s, a, r, s') \in E_t} \left( y_{r, s'}^{QNN} - q(s, a; \theta) \right)^2 \quad (6)$$

$$y_{r, s'}^{QNN} = r + \gamma \max_{a'} q(s', a'; \theta_t) \quad (7)$$

where  $E_t$  is the collection of past experience samples chosen at time  $t$  for training purposes. In “quasi-static target network”, a separate QNN is used as the target network for training purposes. Specifically, the  $q(\cdot)$  in (7) is computed based on this separate target QNN, while the  $q(\cdot)$  in (6) is that of QNN under training. The target QNN is not changed in every time step and is updated with the newly trained QNN only after a multiple of time steps. In other words, the  $\theta$  of the target QNN remains the same for a number of consecutive time steps, while the  $\theta$  of QNN under training changes. Both “experience replay” and “quasi-static target network” are used in our experiments in Section III.

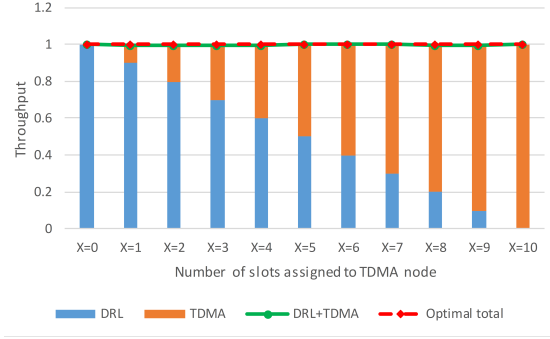


Fig. 3: Throughputs of co-existence of one DRL node with one TDMA node.

### III. PERFORMANCE EVALUATION

This section investigates the performance of our DLMA protocol. For our investigations, we consider the interaction of DRL nodes with TDMA nodes, ALOHA nodes, and a mix of TDMA nodes and ALOHA nodes. The goal of the DRL node is to optimize the throughput of the overall system, not just that of the DRL node itself. A more general set-up in which the DRL node aims to optimize a generalized  $\alpha$ -fairness objective [17] is also possible, and the corresponding results will be presented in a future paper of ours.

The architecture of QNN used in the DRL algorithm is a three-layer fully connected neural network with 40 hidden neurons in the hidden layer. The activation functions used for the neurons are *ReLU* functions [16]. The state, action and reward of DRL follow the definitions in Section II-C. The state history length  $M$  is set to 20, unless stated otherwise. When updating the weights of QNN  $\theta$ , a mini-batch of 32 experience samples are randomly selected from an experience-replay reservoir of 500 prior experiences for the computation of the loss function (6). The experience-replay reservoir is updated in a FIFO manner: a new experience replaces the oldest experience in it. The *RMSProp* algorithm [18] is used to conduct *Stochastic Gradient Descent* for  $\theta$  update. To avoid getting stuck with a suboptimal decision policy before sufficient learning experiences, we apply an adaptive  $\epsilon$ -greedy algorithm:  $\epsilon$  is initially set to 0.1 and is decreased by 0.0001 every time slot until its value reaches 0.005. A reason for not decreasing  $\epsilon$  all the way to zero is that in a general wireless setting, the wireless environment may change dynamically with time (e.g., nodes leaving and joining the network). Having a positive  $\epsilon$  at all time allows the decision policy to adapt to future changes. Table I summarizes the hyper-parameter settings in our investigations.

A salient feature of our DLMA framework is that it is model-free (it does not need to know the protocols adopted by other co-existing nodes). For benchmarking, we consider model-aware nodes. Specifically, a model-aware node knows the MAC mechanisms of co-existing nodes, and it executes an optimal MAC protocol derived from this knowledge. We will show that our model-free DRL

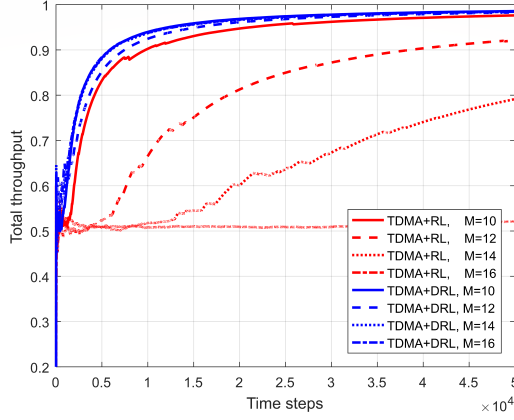


Fig. 4: Convergence speeds of RL and DRL nodes. The total throughput at time  $t$  here is computed by  $\sum_{\tau=1}^t r_{\tau}/t$ .

node can achieve near-optimal throughput with respect to the optimal throughput of the model-aware node. The derivations of the optimal throughputs for different cases below are provided in [19]. We omit them here to save space.

TABLE I: DLMA Hyper-parameters

Hyper-parameters	Value
State history length $M$	20, unless stated otherwise
Experience-replay mini-batch size	32
Experience-replay memory size	500
Target network update frequency	200
Discount factor $\gamma$	0.9
Learning rate $\alpha$	0.01
$\epsilon$ in $\epsilon$ -greedy algorithm	0.1 to 0.005

#### A. Co-existence with TDMA networks

We first present the results of the co-existence of one DRL node with one TDMA node. The TDMA node transmits in  $X$  specific slots within each frame of  $K$  slots in a repetitive manner from frame to frame. For benchmarking, we consider a TDMA-aware node which has full knowledge of the  $X$  slots used by the TDMA node. To maximize the overall system throughput, the TDMA-aware node will transmit in all the slots not used by the TDMA node. The optimal throughput is one packet per time slot. The DRL node, unlike the TDMA-aware node, does not know that the other node is a TDMA node (as a matter of fact, it does not even know how many other nodes there are) and just uses the DRL algorithm to learn the optimal strategy.

Fig. 3 presents the throughput results when  $K = 10$  and  $X$  varies from 0 to 10. The green line is the sum throughput of the DRL node and the TDMA node. We see that it is very close to 1. This demonstrates that the DRL node can capture all the unused slots without knowing the TDMA protocol adopted by the other node.

We now present results demonstrating the advantages of the “deep” approach using the scenario where one DRL/RL agent coexists with one TDMA node. Fig. 4 compares the

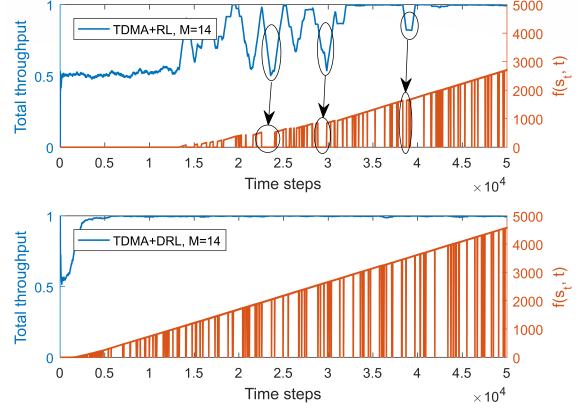


Fig. 5: Throughput evolutions and cumulative number of visits to state  $s_t$  prior to time  $t$ ,  $f(s_t, t)$ , where  $s_t$  is the particular state being visited at time step  $t$ , for TDMA+RL and for TDMA+DRL. The total throughput here is computed by  $\sum_{\tau=t-N+1}^t r_{\tau}/N$ , where  $N = 1000$ .

convergence times of the QNN-based DRL and the Q-table based RL approaches. The total throughput in the figure is the “cumulative total throughput” starting from the beginning:  $\sum_{\tau=1}^t r_{\tau}/t$ . It can be seen that DRL converges to the optimal throughput of 1 at a much faster rate than RL does. For example, DRL requires only less than 5000 steps (5 s if each step corresponds to a packet transmission time of 1 ms) to approach within 80% of the optimal throughput. Note that when state history length increases from 10 to 16, RL learns progressively slower and slower, but the convergence time of DRL varies only slightly as  $M$  increases. In general, for a model-free MAC protocol, we do not know what other MAC protocols there are besides our MAC protocol. Therefore, we will not optimize on  $M$  and will likely use a large  $M$  to cater for a large range of other possible MAC protocols. The robustness, in terms of insensitivity of convergence time to  $M$ , is a significant practical advantage of DRL. In general, we found that the performance of DRL is also insensitive to the exact values of the other hyper-parameters in Table I. We omit the results here due to space constraint. Fig. 5 presents the throughput evolutions of TDMA+RL and TDMA+DRL versus time. Unlike in Fig. 4, in Fig. 5, the total throughput is the “short-term total throughput” rather than the “cumulative throughput” starting from  $t = 1$ : specifically, the total throughput in Fig. 5 is  $\sum_{\tau=t-N+1}^t r_{\tau}/N$ , where  $N = 1000$ . If one time step is 1 ms in duration, then this is the throughput over the past second. As can be seen, although both RL and DRL can converge to the optimal throughput in the end, DRL takes a much shorter time to do so. Furthermore, the fluctuations in throughput experienced by RL along the way are much larger. To dig deeper into this phenomenon, we examine  $f(s, t)$ , defined to be the number of previous visits to state  $s$  prior to time step  $t$ . Fig. 5 also plots  $f(s_t, t)$ : i.e., we look at the number of previous visits to state  $s_t$  before visiting  $s_t$ , the particular state being visited at time step  $t$ . As can be seen, for RL, each drop in the throughput



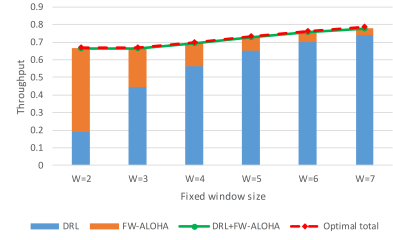
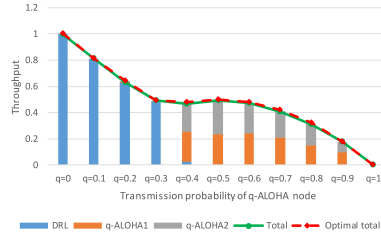
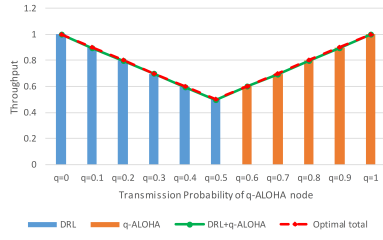


Fig. 6: Throughputs of co-existence of one DRL node with one  $q$ -ALOHA node.

Fig. 7: Throughputs of co-existence of one DRL node with two  $q$ -ALOHA nodes.

Fig. 8: Throughputs of co-existence of one DRL node with one fixed-window ALOHA node.

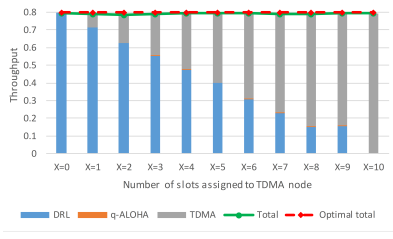
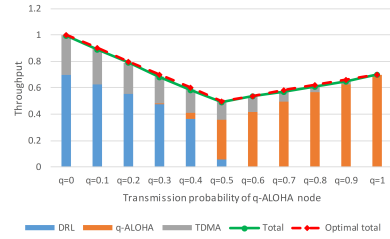
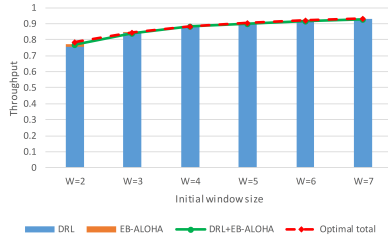


Fig. 9: Throughputs of co-existence of one DRL node with one exponential-backoff ALOHA node.

Fig. 10: Throughputs of co-existence of one DRL node with one TDMA node and one  $q$ -ALOHA node (the first case).

Fig. 11: Throughputs of co-existence of one DRL node with one TDMA node and one  $q$ -ALOHA node (the second case).

coincides with a visit to a state  $s_t$  with  $f(s_t, t) = 0$ . In other words, the RL algorithm has not learned the optimal action for this state yet because of the lack of prior visits. From Fig. 5, we also see that it takes a while before RL extricates itself from persistent and consecutive visits to a number of states with  $f(s_t, t) = 0$ . This persistency results in large throughput drops until RL extricates itself from the situation. By contrast, although DRL also occasionally visits a state  $s_t$  with  $f(s_t, t) = 0$ , it is able to take an appropriate action at the unfamiliar territory (due to the “extrapolation” ability of the neural network to infer a good action to take at  $s_t$  based on prior visits to states other than  $s_t$ : recall that each update of  $\theta$  changes the values of  $q(s, a, \theta)$  for all  $(s, a)$ , not just that of a particular  $(s, a)$ ). DRL manages to extricate itself from unfamiliar territories quickly and evolve back to optimal territories where it only transmits in time slots not used by TDMA.

### B. Co-existence with ALOHA networks

We next present the results of the co-existence of one DRL node with ALOHA nodes. For ALOHA nodes, we consider three different variants (i.e.,  $q$ -ALOHA, fixed-window ALOHA and exponential-backoff ALOHA). For benchmarking, we consider model-aware nodes that operate with optimal MACs tailored to the operating mechanisms of the three ALOHA variants.

A  $q$ -ALOHA node transmits with a fixed probability  $q$  in each time slot. In the system, we consider one DRL node and  $N - 1$   $q$ -ALOHA nodes. Fig. 6 and Fig. 7 present the experimental results for one DRL node co-existing with one  $q$ -ALOHA node ( $N = 2$ ) and two  $q$ -ALOHA nodes ( $N = 3$ ) respectively. The results show that the DRL node

can learn the strategy to achieve the optimal throughputs despite the fact that it is not aware that the other nodes are  $q$ -ALOHA nodes and how many nodes there are. The DRL node uses a learning strategy exactly the same as that used in the previous case of co-existence with a TDMA node.

A fixed-window ALOHA (FW-ALOHA) node generates a random counter value  $w$  in the range of  $[0, W - 1]$  after it transmits in a time slot. It then waits for  $w$  slots before its next transmission. Exponential-backoff ALOHA (EB-ALOHA) is a variation of window-based ALOHA in which the window size is not fixed. Specifically, an EB-ALOHA node doubles its window size each time when its transmission encounters a collision, until a maximum window size  $2^m W$  is reached, where  $m$  is the “maximum backoff stage”. Upon a successful transmission, the window size reverts back to the initial window size  $W$ . The optimal strategies for the model-aware nodes when they co-exist with FW-ALOHA and EB-ALOHA nodes can also be derived for benchmarking purposes (see [19] for the derivation). Fig. 8 presents the results with different fixed-window sizes for the co-existence of one DRL node with one FW-ALOHA node. Fig. 9 presents the results with different initial window sizes and  $m = 2$  for the co-existence of one DRL node with one EB-ALOHA node. As shown, DRL node can again achieve near-optimal throughputs for these two cases.

### C. Co-existence with a mix of TDMA and ALOHA networks

We now present the results of a set-up in which one DRL node coexists with one TDMA node and one  $q$ -ALOHA node simultaneously. We consider two cases. In the first case, the TDMA node transmits in 3 slots out of 10 slots in a frame; the transmission probability  $q$  of the  $q$ -ALOHA

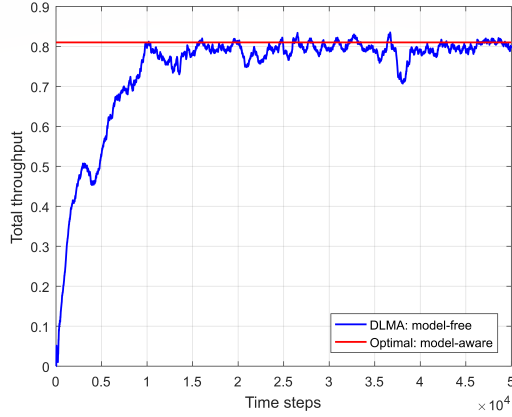


Fig. 12: Total throughput of three DRL nodes plus one TDMA nodes and two  $q$ -ALOHA nodes. The total throughput here is computed by  $\sum_{\tau=t-N+1}^t r_{\tau}/N$ , where  $N = 1000$ .

node varies from 0 to 1. In the second case, the transmission probability  $q$  of the  $q$ -ALOHA node is fixed to 0.2;  $X$ , the number of slots used by the TDMA nodes in a frame, varies from 0 to 10. Fig. 10 and Fig. 11 present the results of the first and second cases respectively. For both cases, we see that our DRL node can approximate the optimal results without knowing the transmission schemes of the TDMA and  $q$ -ALOHA nodes.

We next consider a setup in which multiple DRL nodes coexist with a mix of TDMA and  $q$ -ALOHA nodes. Specifically, the setup consists of three DRL nodes, one TDMA node that transmits in 3 slots out of 10 slots in a frame, and two  $q$ -ALOHA nodes with transmission probability  $q = 0.2$ . The total throughput result is shown in Fig. 12. We can see that DLMA can also achieve near-optimal total network throughput with good convergence speed in this more complex setup.

#### IV. CONCLUSION

This paper proposed a universal MAC protocol based on DRL for heterogeneous wireless networks, referred to as DLMA. A salient feature of DLMA is that it can learn to achieve an overall objective by a series of state-action-reward observations while operating in the heterogeneous environment. In particular, it can achieve near-optimal performance with respect to the objective without knowing the detailed operating mechanisms of co-existing MACs.

This paper also demonstrated the advantages of using neural networks in reinforcement learning for wireless networking. Specifically, compared with the traditional RL, DRL can acquire the near-optimal strategy and performance with faster convergence time and robustness, two essential properties for practical deployment of the MAC protocol in dynamically changing wireless environments.

This paper focused on maximizing the sum throughput of all networks in the heterogeneous environment. In a future paper, we will show how to generalize the objective to that of  $\alpha$ -fairness [17] with a reformulation of the DRL algorithm. Also, this paper considered time-slotted systems

only. It is straightforward to generalize the current approach to include frequency channels in addition to the time channels so that the resources become two-dimensional frequency-time slots.

#### REFERENCES

- [1] DARPA SC2 Website: <https://spectrumcollaborationchallenge.com/>.
- [2] DAPRA, "Kick-off meeting", The Johns Hopkins University, Jan. 30, 2017.
- [3] V. Mnih, K. Kavukcuoglu, D. Silver, A. A. Rusu, J. Veness, M. G. Bellemare, A. Graves, M. Riedmiller, A. K. Fidjeland, G. Ostrovski *et al.*, "Human-level control through deep reinforcement learning," *Nature*, vol. 518, no. 7540, pp. 529–533, 2015.
- [4] D. Silver, A. Huang, C. J. Maddison, A. Guez, L. Sifre, G. Van Den Driessche, J. Schrittwieser, I. Antonoglou, V. Panneershelvam, M. Lanctot *et al.*, "Mastering the game of go with deep neural networks and tree search," *Nature*, vol. 529, no. 7587, pp. 484–489, 2016.
- [5] R. S. Sutton and A. G. Barto, *Reinforcement learning: An introduction*. MIT press Cambridge, 1998, vol. 1, no. 1.
- [6] L. P. Kaelbling, M. L. Littman, and A. W. Moore, "Reinforcement learning: A survey," *Journal of artificial intelligence research*, vol. 4, pp. 237–285, 1996.
- [7] C. J. Watkins and P. Dayan, "Q-learning," *Machine learning*, vol. 8, no. 3–4, pp. 279–292, 1992.
- [8] H. Li, "Multiagent-learning for aloha-like spectrum access in cognitive radio systems," *EURASIP Journal on Wireless Communications and Networking*, vol. 2010, no. 1, p. 876216, 2010.
- [9] K.-L. A. Yau, P. Komisarczuk, and D. T. Paul, "Enhancing network performance in distributed cognitive radio networks using single-agent and multi-agent reinforcement learning," in *2010 IEEE 35th Conference on Local Computer Networks (LCN)*. IEEE, 2010, pp. 152–159.
- [10] C. Wu, K. Chowdhury, M. Di Felice, and W. Meleis, "Spectrum management of cognitive radio using multi-agent reinforcement learning," in *Proceedings of the 9th International Conference on Autonomous Agents and Multiagent Systems: Industry track*. International Foundation for Autonomous Agents and Multiagent Systems, 2010, pp. 1705–1712.
- [11] M. Bkassiny, S. K. Jayaweera, and K. A. Avery, "Distributed reinforcement learning based mac protocols for autonomous cognitive secondary users," in *2011 20th Annual Wireless and Optical Communications Conference (WOCC)*. IEEE, 2011, pp. 1–6.
- [12] Y. Chu, P. D. Mitchell, and D. Grace, "Aloha and q-learning based medium access control for wireless sensor networks," in *2012 International Symposium on Wireless Communication Systems (ISWCS)*. IEEE, 2012, pp. 511–515.
- [13] O. Napshtek and K. Cohen, "Deep multi-user reinforcement learning for dynamic spectrum access in multichannel wireless networks," *arXiv preprint arXiv:1704.02613*, 2017.
- [14] S. Wang, H. Liu, P. H. Gomes, and B. Krishnamachari, "Deep reinforcement learning for dynamic multichannel access," in *International Conference on Computing, Networking and Communications (ICNC)*, 2017.
- [15] U. Challita, L. Dong, and W. Saad, "Deep learning for proactive resource allocation in lte-u networks," in *Proceedings of 23th European Wireless Conference*. VDE, 2017, pp. 1–6.
- [16] I. Goodfellow, Y. Bengio, and A. Courville, *Deep learning*. MIT press, 2016.
- [17] J. Mo and J. Walrand, "Fair end-to-end window-based congestion control," *IEEE/ACM Transactions on Networking (ToN)*, vol. 8, no. 5, pp. 556–567, 2000.
- [18] T. Tieleman and G. Hinton, "Lecture 6.5-rmsprop: Divide the gradient by a running average of its recent magnitude," *COURSERA: Neural networks for machine learning*, vol. 4, no. 2, pp. 26–31, 2012.
- [19] Y. Yu, T. Wang, and S. C. Liew, "Model-aware nodes in heterogeneous networks: A supplementary document to paper 'deep-reinforcement learning multiple access for heterogeneous wireless networks'," *Technical report*, available at: <https://github.com/YidingYu/DLMA/blob/master/DLMA-benchmark.pdf>.