

Low-Complexity Statistically Robust Precoder/Detector Computation for Massive MIMO Systems

Mahdi Nouri Boroujerdi*, Saeid Haghighatshoar[†], *Member, IEEE*, Giuseppe
Caire[†], *Fellow, IEEE*

*School of Electrical and Computer Engineering, University of Tehran, Tehran, Iran, Email: {mhd.nouri}@ut.ac.ir

[†] Communications and Information Theory Group, Technische Universität Berlin
Email: {saeid.haghighatshoar, caire}@tu-berlin.de

Abstract

Massive MIMO is a variant of multiuser MIMO in which the number of antennas at the base station (BS) M is very large and typically much larger than the number of served users (data streams) K . Recent research has widely investigated the system-level advantages of massive MIMO and, in particular, the beneficial effect of increasing the number of antennas M . These benefits, however, come at the cost of a dramatic increase in hardware and computational complexity. This is partly due to the fact that the BS needs to compute precoding/receiving vectors in order to coherently transmit/detect data to/from each user, where the resulting complexity grows proportionally to the number of antennas M and the number of served users K . Recently, different algorithms based on tools from asymptotic random matrix theory and/or approximated message passing have been proposed to reduce such complexity. The underlying assumption in all these techniques, however, is that the exact statistics (covariance matrix) of the channel vectors of the users is a priori known. This is far from being realistic, especially taking into account that, in the high-dim regime of $M \gg 1$, the estimation of the user channel covariance matrices is also challenging both in terms of computation and storage requirements. In this paper, we propose a novel technique for computing the precoder/detector in a massive MIMO system. Our method is based on the randomized Kaczmarz algorithm and does not require a priori knowledge of the statistics of the users' channel vectors. We analyze the performance of our proposed algorithm theoretically and compare its performance with that of other techniques based on random matrix theory and approximate message passing via numerical simulations. Our results indicate that the proposed technique has a comparable

performance while being highly robust to variations in the channel statistics and being computationally very competitive.

Index Terms

Massive MIMO, Kaczmarz Algorithm, Detection, Precoding.

I. INTRODUCTION

We consider a massive MIMO system where a base station (BS) is equipped with an array consisting of M antennas and serves K users simultaneously, using spatial multiplexing. In such a system, the spatial multiplexing gain of K achieves high sum spectral efficiency, while the large antenna diversity achieved by using $M \gg K$ antennas provides *channel hardening*, such that also the per-user rates are very stable and robust against statistical variations of the propagation environment [2, 2–5]. Using large number of antennas at the BS has many other interesting advantages, for instance, as the number of antennas tends to infinity, i.e. $M \rightarrow \infty$, the intra cellular interference vanishes so does the effect of noise and fast (small-scale) fading [3]. Moreover, due to channel hardening and to the fact that for M much larger than K the user channel vectors tend to become mutually orthogonal, linear precoding/detection in the *Uplink* (UL) and the *Downlink* (DL) is sufficient to achieve a performance comparable to that of the optimal nonlinear transmitter/receiver [3, 6–8].

In this paper, we focus on linear schemes such as *zero forcing* (ZF) precoder, also known as *decorrelator* (when used as BS receiver in the UL [9–11]), regularized ZF (RZF), where the regularization factor is tuned to the level of the noise at the user receivers, and *linear minimum mean squared error* (MMSE) detector, which achieves the optimal Signal-to-Interference plus Noise Ratio (SINR) among all linear receivers [12] (we refer to [13] for a more detailed review of the available techniques for MIMO precoding and detection). Computing the corresponding linear precoding/detection matrices from the estimated user channel vectors requires matrix inversion and matrix-matrix multiplication, which consists of $O(K^3)$ and $O(MK^2)$ operations, respectively. This imposes a very high computational complexity to massive MIMO implementations since the number of BS antennas M and the number of served users K can be very large. Recently a significant research effort has been devoted to develop efficient and low-complexity

algorithms for designing precoding/detection matrices in massive MIMO. Most of the works exploit underlying statistical properties of the channel states of the users and asymptotic results in random matrix theory to reduce the complexity. An important class of these algorithm use the *truncated polynomial expansion* (TPE) technique [14–19] in order to approximate the inverse matrix via a Taylor series expansion with a small number of terms. This reduces the complexity by a factor growing proportionally to the number of antennas M (or users K). TPE-based techniques, however, require pre-calculation of the polynomial coefficients based on the statistics of the channel vectors, thus, require statistical information of the user channels. In particular, as seen in [17–19], they require the knowledge of each user channel covariance matrix. This may not be practical, especially in massive MIMO regime, where the covariance matrix of each user channel has very large dimension $M \times M$ and needs to be estimated and tracked (i.e., updated over time) from the user channel measurements. Estimation and tracking of the user channel covariance matrix in the massive MIMO regime has also been intensely investigated in recent works (e.g., see [20, 21]) and it is known to be quite a challenging and computationally demanding problem. A similar approach for linear MMSE detection consists of using a reduced rank filter, as in [22]. In a recent line of work [23], the *approximate message passing* (AMP) algorithm, initially developed for sparse signal recovery in [24], has been used to reduce the computational complexity of massive MIMO precoding and detection.

In this paper, we propose a novel technique for designing precoding/detection matrices in a massive MIMO system. Our method is based on the randomized Kaczmarz Algorithm (KA) and does not require any knowledge of the statistics of the users' channels. KA was initially proposed by Kaczmarz as an iterative technique for solving over-determined (OD) set of linear equations (SLE) [25]. A randomized version of KA was recently proposed and analyzed for solving consistent OD SLE [26]. With the advent of stochastic gradient techniques in machine learning, KA has been revitalized [27] and applied to other problems such as solving quadratic equations [28]. Our work in this paper is mainly based on the randomized KA proposed in [26]. We extend this algorithm to the under-determined (UD) SLE and use it to design new variants of KA for massive MIMO applications. We also analyze the performance of our proposed algorithm theoretically and compare its performance with that of other relevant techniques based on random matrix theory and approximate message passing via numerical simulations. Our results indicate that the proposed scheme has a comparable performance and is very competitive from

a computational viewpoint, while being highly robust to variations in channel statistics.

A. Notation

We represent scalar constants by non-boldface letters (e.g., x or X), sets by calligraphic letters (e.g., \mathcal{X}), vectors by boldface small letters (e.g., \mathbf{x}), and matrices by boldface capital letters (e.g., \mathbf{X}). We denote the i -th row and the j -th column of a matrix \mathbf{X} with the row-vector $\mathbf{X}_{i,:}$ and the column-vector $\mathbf{X}_{:,j}$ respectively. We represent the components of a vector $\mathbf{x} = (x_1, \dots, x_n)^\top$ by x_i , $i = 1, 2, \dots, n$. We denote a sequence of vectors by upper/lower indices, e.g., $\mathbf{x}^1, \mathbf{x}^2, \dots$ or $\mathbf{x}_1, \mathbf{x}_2, \dots$. We indicate the Hermitian conjugate and the transpose of a matrix \mathbf{X} by \mathbf{X}^H and \mathbf{X}^\top respectively, with the same notation being used for vectors and scalars. We denote the inner product between two matrices (and similarly two vectors) \mathbf{X} and \mathbf{Y} by $\langle \mathbf{X}, \mathbf{Y} \rangle = \text{tr}(\mathbf{X}^H \mathbf{Y})$. We use $\|\mathbf{X}\|_F = \langle \mathbf{X}, \mathbf{X} \rangle$ for the Frobenius norm of a matrix \mathbf{X} and $\|\mathbf{x}\|$ for the l_2 -norm of a vector \mathbf{x} . For two $m \times n$ and $m' \times n$ matrices \mathbf{X} and \mathbf{Y} , we denote by $[\mathbf{X}; \mathbf{Y}]$ the $(m + m') \times n$ matrix obtained by stacking the rows of \mathbf{X} on top of the rows of \mathbf{Y} . The identity matrix of order p is represented by \mathbf{I}_p . For an integer $k > 0$, we use the shorthand notation $[k]$ for $\{1, 2, \dots, k\}$.

II. PROBLEM STATEMENT

Consider a multiuser massive MIMO system with a BS with $M \gg 1$ antennas serving K single-antenna users. We denote the *true* channel vector of user $i \in [K]$ to the M BS antennas with $\mathbf{h}^i \in \mathbb{C}^M$, where $\mathbf{h}^i = (h_1^i, \dots, h_M^i)^\top$ with h_k^i denoting the complex channel gain to the k -th antenna. We denote the whole *true* $M \times K$ channel matrix by $\mathbf{H} = [\mathbf{h}^1, \dots, \mathbf{h}^K]$, consisting of the channel vectors of all the users arranged by columns. We also denote an *estimate* of this matrix available at the base station (BS) by the $M \times K$ matrix \mathbf{Q} . It is worthwhile to clarify that all the computation done in the BS are only based on the estimate matrix \mathbf{Q} . In *Time-Division Duplexing* (TDD) systems, matrix \mathbf{Q} is obtained during the training period of each channel coherence block¹ by transmitting orthogonal pilots from the users in the UL (exploiting UL-DL channel reciprocity [3, 29]). In *Frequency-Division Duplexing* (FDD) systems, the BS obtains

¹The channel coherence block is the region in the time-frequency plane where the small-scale fading process generating the coefficients of \mathbf{H} can be considered constant. For a channel with physical coherence time ΔT_c and coherence bandwidth ΔW_c , the channel coherence block spans approximately $[\Delta T_c \times \Delta W_c]$ complex signal dimensions.

the estimated channel matrix by DL pilot transmission and some form of analog or quantized feedback from the users to the BS in the UL (e.g., see [30]).

A. Detection and precoding vectors in the UL and the DL

In the UL, all the K users transmit their data symbols to the BS. The M -dim received vector at the BS is given by:

$$\mathbf{y} = \mathbf{H}\mathbf{s} + \mathbf{n}, \quad (1)$$

where $\mathbf{s} = (s_1, \dots, s_K)^T \in \mathbb{C}^K$ is the vector of symbols sent by the K users and $\mathbf{n} \sim \mathcal{CN}(0, \sigma^2 \mathbf{I}_M)$ is the additive zero-mean white Gaussian noise (AWGN) at the BS receiver. Without loss of generality we assume that the user symbols have mean zero and variance $\mathbb{E}[|s_i|^2] = P$, and incorporate the pathloss effects due to possibly different distance of the users from the BS as part of the channel vectors $\{\mathbf{h}^k\}$. As said before, we consider the case where the BS detects symbols \mathbf{s} from the observations \mathbf{y} via a linear receiver. Two widely used linear detectors are zero forcing detector (ZFD) and minimum mean squared error detector (MMSED) which yield the following symbol estimates:

$$\hat{\mathbf{s}}_{\text{ZFD}} = (\mathbf{Q}^H \mathbf{Q})^{-1} \mathbf{Q}^H \mathbf{y}, \quad (2)$$

$$\hat{\mathbf{s}}_{\text{MMSED}} = (\mathbf{Q}^H \mathbf{Q} + \frac{1}{\text{SNR}} \mathbf{I}_K)^{-1} \mathbf{Q}^H \mathbf{y}, \quad (3)$$

where $\text{SNR} = \frac{P}{\sigma^2}$ denotes the per-user *transmit Signal-to-Noise Ratio* (SNR). In the case of massive MIMO, where K is very large (e.g., some tens) and M is even much larger (e.g., some hundreds), even implementing these simple linear detectors is computationally challenging since they require large-dim matrix-matrix multiplication, which needs roughly $O(MK^2)$ operations, and matrix inversion which requires approximately $O(K^3)$ operations.

A similar computational issue arises in the DL, where the BS transmits data to the users by coherently beamforming data to the users via suitable linear precoding matrices. We consider linear precoding schemes such as zero forcing beamforming (ZFBBF) and regularized zero forcing beamforming (RZFBBF), which have been shown to achieve near-optimal performance in massive MIMO [6]. The precoding vectors in the DL can be computed according to [31, 32] as:

$$\mathbf{x}_{\text{ZFBBF}} = \beta_{\text{ZFBBF}} \mathbf{Q}(\mathbf{Q}^H \mathbf{Q})^{-1} \mathbf{s} \quad (4)$$

$$\mathbf{x}_{\text{RZFBBF}} = \beta_{\text{RZFBBF}} \mathbf{Q}(\mathbf{Q}^H \mathbf{Q} + \xi \mathbf{I})^{-1} \mathbf{s}, \quad (5)$$

where β_{ZFBF} and β_{RZFBF} are scaling parameters to impose a given BS average transmit power and ξ is the regularization parameter [32]. Each user $k \in [K]$ will then receive the following signal

$$y_k = \mathbf{h}^k \mathbf{x} + n_k, \quad (6)$$

where \mathbf{x} can either be \mathbf{x}_{ZF} or $\mathbf{x}_{\text{RZFBF}}$ and $n_k \sim \mathcal{CN}(0, \sigma^2)$ is the AWGN at the user. Computing precoding vectors of the ZFBF and RZFBF in (4) and (5) has the same order of complexity as in the corresponding UL scenario (2) and (3).

B. Low-Complexity Beamforming via Kaczmarz Algorithm

Our goal in this paper is to reduce the complexity of the detector/precoder computation in the massive MIMO. We first show that detecting the users' signals in the UL, i.e., $\hat{\mathbf{s}}_{\text{ZFD}}$, $\hat{\mathbf{s}}_{\text{MMSE}}$ in (2) and (3), or finding the suitable M -dim precoded signal to be transmitted to the users in the DL, i.e., \mathbf{x}_{ZFBF} , $\mathbf{x}_{\text{RZFBF}}$ in (4) and (5), can be posed as finding the solution \mathbf{w}^* of an SLE of the form $\mathbf{A}\mathbf{w} = \mathbf{b}$ where \mathbf{A} depends on the estimated channel state \mathbf{Q} and \mathbf{b} depends on the users' signal \mathbf{s} in a DL and on the noisy received signal from the users in a UL scenario. We find the optimal solution \mathbf{w}^* of $\mathbf{A}\mathbf{w} = \mathbf{b}$ via an iterative procedure known as Kaczmarz Algorithm (KA). This technique was initially proposed by Kaczmarz for efficiently solving a consistent overdetermined (OD) SLE [25].

KA works as follows. At the start of each iteration t , the algorithm has an estimate \mathbf{w}^t of the optimal solution \mathbf{w}^* and selects one of the rows, say row number $r(t)$, of \mathbf{A} . If the estimate \mathbf{w}^t satisfies the $r(t)$ -th equation, namely, $\langle \mathbf{a}_{r(t)}, \mathbf{w}^t \rangle = b_{r(t)}$, where $\mathbf{a}_{r(t)} = (\mathbf{A}_{r(t), \cdot})^H$ denotes the conjugate of the $r(t)$ -th row of \mathbf{A} , then KA keeps \mathbf{w}^t . Otherwise, it updates \mathbf{w}^t along $\mathbf{a}_{r(t)}$ to make the $r(t)$ -th equation consistent. This is summarized in Algorithm 1. Further insight into the performance of KA is gained by noting that each Kaczmarz update indeed obeys the *minimum energy perturbation* principle: At each iteration t , KA finds the closest vector \mathbf{w} (in l_2 -norm) to the current solution \mathbf{w}^t that satisfies the selected equation or mathematically speaking $\mathbf{w}^{t+1} = \arg \min_{\mathbf{w}} \|\mathbf{w} - \mathbf{w}^t\|^2$ s.t. $\langle \mathbf{a}_{r(t)}, \mathbf{w} \rangle = b_{r(t)}$.

The convergence speed of KA is known to depend highly on the order of selecting the rows of \mathbf{A} , referred to as the *update schedule*. In particular, the algorithm can be quite slow under a round-robin schedule that selects the rows periodically. This has motivated the study of randomized variants of KA in which the rows of \mathbf{A} are selected randomly according to

Algorithm 1 Kaczmarz Algorithm

- 1: Initialize \mathbf{w}^0 .
 - 2: **for** $t = 0, 1, \dots, T - 1$ **do**
 - 3: Pick a row $r(t)$ of \mathbf{A} denoted by the row vector $\mathbf{a}_{r(t)}^H$ at each iteration t . In [26], row i is selected randomly with a probability proportional to its l_2 -norm squared $\|\mathbf{a}_i\|^2$.
 - 4: Update \mathbf{w}^t as $\mathbf{w}^{t+1} = \mathbf{w}^t + \frac{b_{r(t)} - \langle \mathbf{a}_{r(t)}, \mathbf{w}^t \rangle}{\|\mathbf{a}_{r(t)}\|^2} \mathbf{a}_{r(t)}$ such that after the update, $\langle \mathbf{a}_{r(t)}, \mathbf{w}^{t+1} \rangle = b_{r(t)}$ and $r(t)$ -th equation is fulfilled.
 - 5: **end for**
-

some probability distribution that might depend on \mathbf{A} . Such a randomized version of KA was recently proposed and analyzed by Strohmer and Vershynin in [26], where they showed that the performance of the resulting randomized KA depends on the condition number of the matrix \mathbf{A} . It was also shown in [26] that, for a wide class of matrices, the proposed algorithm can potentially outperform other well-known techniques such as *conjugate gradient*.

The traditional KA and also the randomized variant proposed in [26] are applicable to OD but consistent cases, where there is a solution satisfying all the equations. For massive MIMO applications considered in this paper, in contrast, we will need variants of KA for both over-determined and under-determined scenarios. Moreover, in the over-determined cases the equations are almost always inconsistent. For example, as we will see this inconsistency arises in a UL scenario due to the presence of noise in the received signal at the BS. In fact, massive MIMO linear detection in such cases requires finding the least-squares solution of an appropriate SLE. However, an ad-hoc application of KA results in a residual term and does not yield the desired solution [33]. We avoid this residual effect in our case by developing a new variant of KA that always solves consistent equations after suitable transformation, where we also show that the resulting updates converge to the desired least-squares solution. Our method resembles [34], which uses a step prior to KA to remove the inconsistency, but has much less computational complexity.

III. UNIFIED MATHEMATICAL FRAMEWORK

In this section, we propose a unified approach that we will use to analyze the performance of all variants of KA studied in the sequel. We will focus on the SLE given by $\mathbf{A}\mathbf{x} = \mathbf{b}$ where $\mathbf{A} \in \mathbb{C}^{m \times n}$ is the matrix of linear equations, where $\mathbf{x} \in \mathbb{C}^n$ is the vector of unknown values, and

where $\mathbf{b} \in \mathbb{C}^m$ is the vector of known coefficients. We say that the SLE $\mathbf{A}\mathbf{x} = \mathbf{b}$ is *consistent* if it has a solution. We always assume that \mathbf{A} has full row-rank in the UD case ($m < n$) and full column-rank in the OD case ($m \geq n$). As we will see, these conditions are satisfied (with probability 1) in the wireless communication applications considered here.

We will consider the randomized version of KA explained in Algorithm 1, where at each iteration the algorithm selects a row of \mathbf{A} randomly and independently from the previous iterations and according to a given probability distribution $\mathbf{p} = (p_1, \dots, p_m)^\top$, where $p_i \in [0, 1]$ is the probability of selecting row $i \in [m]$ and where $\sum_{i \in [m]} p_i = 1$. We denote the random rank-1 projection operator produced by the random row selection by $\mathcal{P}_R = \frac{\mathbf{a}_R \mathbf{a}_R^H}{\|\mathbf{a}_R\|^2} \in \mathbb{C}^{n \times n}$, where $R \in [m]$ is a random variable denoting the index of the selected row, where $\mathbb{P}[R = i] = p_i$ and where we denote by $\mathbf{a}_i = (\mathbf{A}_{i,:})^H \in \mathbb{C}^m$ the conjugate of the i -th row of \mathbf{A} . We define the average of the projection operator \mathcal{P}_R as

$$\overline{\mathcal{P}} = \mathbb{E}_R[\mathcal{P}_R] = \sum_{i=1}^m p_i \frac{\mathbf{a}_i \mathbf{a}_i^H}{\|\mathbf{a}_i\|^2}. \quad (7)$$

Note that $\overline{\mathcal{P}}$ is an $n \times n$ *positive semi-definite* (PSD) matrix, with $\text{tr}(\overline{\mathcal{P}}) = \sum_{i \in [m]} p_i = 1$. As we will see in the next sections:

(1) We will design KA such that, depending on the specific scenario, all the estimates generated across all the iterations of KA belong to the subspace $\mathcal{X} \subset \mathbb{C}^n$ generated by conjugate of the rows of \mathbf{A} , i.e., the column span of \mathbf{A}^H .

(2) The crucial parameter that will control the convergence speed of KA will be the average gain of the matrix \mathbf{A} over the subspace \mathcal{X} defined as follows.

Definition 1 (average gain): Let \mathbf{A} be the $m \times n$ matrix. Let $\mathbf{p} \in \mathbb{R}_+^m$ be a probability distribution over the rows of \mathbf{A} and define the average projection operator $\overline{\mathcal{P}}$ produced by the rows of \mathbf{A} as in (7). Let \mathcal{X} be the subspace produced by the span of columns of \mathbf{A}^H . The average gain of the matrix \mathbf{A} over the subspace \mathcal{X} is defined as:

$$\kappa_{\mathcal{X}}(\mathbf{A}, \mathbf{p}) = \min_{\mathbf{x} \in \mathcal{X}, \mathbf{x} \neq 0} \frac{\mathbf{x}^H \overline{\mathcal{P}} \mathbf{x}}{\|\mathbf{x}\|^2}. \quad (8)$$

Note that $\kappa_{\mathcal{X}}(\mathbf{A}, \mathbf{p})$ depends both on the matrix \mathbf{A} and the probability distribution \mathbf{p} . Moreover, as $\text{tr}(\overline{\mathcal{P}}) = 1$ and as the subspace \mathcal{X} has dimension $\min\{m, n\}$ and $\overline{\mathcal{P}}$ acts on this subspace, we have that $\kappa_{\mathcal{X}}(\mathbf{A}, \mathbf{p}) \in [0, \frac{1}{\min\{m, n\}}]$. We will show that the closer $\kappa_{\mathcal{X}}(\mathbf{A}, \mathbf{p})$ is to $\frac{1}{\min\{m, n\}}$ the

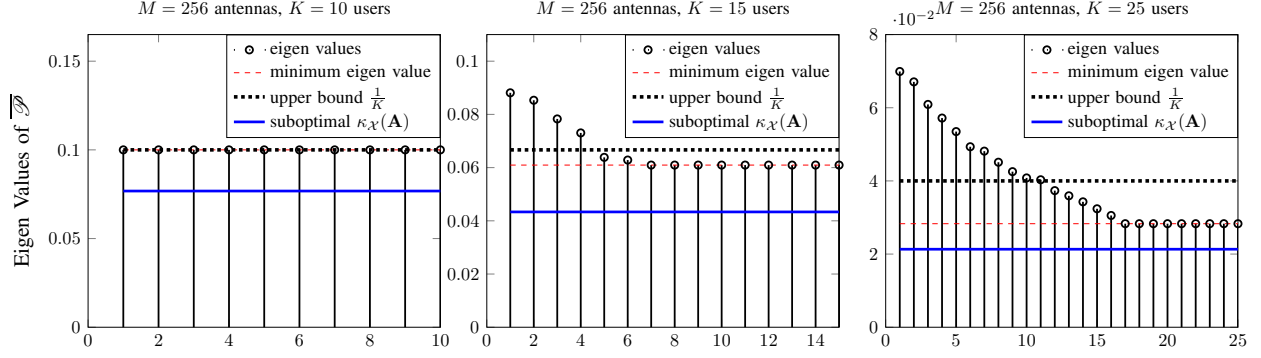


Fig. 1: Comparison of the value $\kappa_{\mathcal{X}}(\mathbf{A}, \mathbf{p})$ for the optimal probability distribution \mathbf{p}^* (obtained by solving the SDP) with that of the suboptimal one for a matrix \mathbf{A} with i.i.d. $\mathcal{CN}(0, 1)$ components and with $M = 256$ rows (BS antennas) and $K \in \{10, 15, 25\}$ columns (users). The plots illustrate the eigen-value distribution of the average operator $\overline{\mathcal{P}}$ for the optimal distribution \mathbf{p}^* , where the minimum eigen value corresponds to $\kappa_{\mathcal{X}}(\mathbf{A}, \mathbf{p}^*)$. The plots also illustrate the upper bound $\frac{1}{K} = \frac{1}{\min\{M, K\}}$ and the suboptimal $\kappa_{\mathcal{X}}(\mathbf{A})$ achieved with the suboptimal distribution \mathbf{p} with $p_i = \frac{\|\mathbf{a}_i\|_2^2}{\|\mathbf{A}\|_F^2}$. It is seen that for a matrix \mathbf{A} with i.i.d. $\mathcal{CN}(0, 1)$ components, the suboptimal distribution has also a good $\kappa_{\mathcal{X}}(\mathbf{A})$, which is quite close to the best $\kappa_{\mathcal{X}}(\mathbf{A}, \mathbf{p}^*)$.

faster KA converges across the iterations. Note that from (7) for a given matrix \mathbf{A} , $\kappa_{\mathcal{X}}(\mathbf{A}, \mathbf{p}) = \lambda_{\min}(\overline{\mathcal{P}}|_{\mathcal{X}})$ is given by the minimum eigen-value of $\overline{\mathcal{P}}$ over the subspace \mathcal{X} . As $\overline{\mathcal{P}}$ is a linear function of \mathbf{p} and as $\lambda_{\min}(\overline{\mathcal{P}}|_{\mathcal{X}})$ is a concave function of $\overline{\mathcal{P}}$ [35], $\kappa_{\mathcal{X}}(\mathbf{A}, \mathbf{p})$ is a concave function of \mathbf{p} over the convex set of probability distributions over the row set of \mathbf{A} . Therefore, finding the best distribution \mathbf{p} maximizing $\kappa_{\mathcal{X}}(\mathbf{A}, \mathbf{p})$ can be posed as maximizing a concave function over a convex set. This can be formulated as a *semi-definite programming* (SDP) and solved with an affordable complexity via convex optimization techniques. However, this typically incurs the same order of complexity as directly computing the detection/precoding vectors and is not suitable for the massive MIMO applications which are addressed in this paper. This might be useful for situations where one solves many equations with the same matrix \mathbf{A} , whereby the complexity of computing \mathbf{p} is amortized over time. This is not the case in massive MIMO applications since the matrix \mathbf{A} depends on the estimated channel matrix \mathbf{Q} , which changes from one coherence time to another. Instead, we will use the suboptimal probability distribution \mathbf{p} proposed by [26], where $p_i = \frac{\|\mathbf{a}_i\|_2^2}{\|\mathbf{A}\|_F^2}$ and the probability of selecting each row $i \in [m]$ scales proportionally to its squared l_2 -norm $\|\mathbf{a}_i\|_2^2$. Note that computing this probability distribution incurs a complexity of $O(mn)$, which is definitely much lower than directly solving an SDP to find the optimal \mathbf{p} . Replacing this probability distribution in (7), results in the following average

operator:

$$\overline{\mathcal{P}} = \mathbb{E}_R[\mathcal{P}_R] = \sum_{i=1}^m p_i \frac{\mathbf{a}_i \mathbf{a}_i^H}{\|\mathbf{a}_i\|^2} \quad (9)$$

$$= \sum_{i=1}^m \frac{\|\mathbf{a}_i\|^2}{\|\mathbf{A}\|_F^2} \frac{\mathbf{a}_i \mathbf{a}_i^H}{\|\mathbf{a}_i\|^2} = \sum_{i=1}^m \frac{\mathbf{a}_i \mathbf{a}_i^H}{\|\mathbf{A}\|_F^2} = \frac{\mathbf{A}^H \mathbf{A}}{\|\mathbf{A}\|_F^2}. \quad (10)$$

From Definition 1, this yields the following gain parameter for the matrix \mathbf{A} , which will be used in the following.

Definition 2: Let \mathbf{A} be the $m \times n$ matrix as defined before and let \mathcal{X} be a linear subspace of \mathbb{C}^n produced by the column span of \mathbf{A}^H . We define the normalized minimum gain of the matrix \mathbf{A} along the subspace \mathcal{X} as:

$$\kappa_{\mathcal{X}}(\mathbf{A}) = \min_{\mathbf{x} \in \mathcal{X}, \mathbf{x} \neq 0} \frac{\|\mathbf{A}\mathbf{x}\|^2}{\|\mathbf{A}\|_F^2 \|\mathbf{x}\|^2}, \quad (11)$$

◇

Note that $\kappa_{\mathcal{X}}(\mathbf{A}) \in [0, \frac{1}{\min\{m,n\}}]$ as before, and the closer $\kappa_{\mathcal{X}}(\mathbf{A})$ becomes to $\frac{1}{\min\{m,n\}}$ the faster KA converges across the iterations. Fig. 1 compares $\kappa_{\mathcal{X}}(\mathbf{A})$ with the best average gain $\kappa_{\mathcal{X},\mathbf{p}}(\mathbf{A})$ obtained via optimizing over the probability distribution \mathbf{p} . We consider a massive MIMO scenario where the matrix \mathbf{A} has i.i.d. $\mathcal{CN}(0,1)$ components with $M = 256$ rows corresponding to BS antennas but different number of columns $K \in \{10, 15, 25\}$ corresponding to the number of served users. KA for such a matrix \mathbf{A} arises in an UL scenario where the users have spatially white channel vectors. It is seen from Fig. 1 that $\kappa_{\mathcal{X}}(\mathbf{A})$ gives an approximation of the best gain up to a multiplicative factor. This, as we will see, results in a KA that converges slower than the optimally-tuned KA up to the same multiplicative factor.

For the rest of the paper, we will always use the suboptimal row distribution, which can be computed in $O(mn)$ iterations. We now prove the following result that gives a unified performance guarantee for all the cases that will be considered in this paper.

Theorem 1: Let \mathbf{A} be an $m \times n$ matrix and let $\mathbf{b} \in \mathbb{C}^m$. Let \mathcal{X} be the subspace of \mathbb{C}^n generated by the column span of \mathbf{A}^H and suppose that $\mathbf{A}\mathbf{x} = \mathbf{b}$ has a solution $\mathbf{x}^* \in \mathcal{X}$. Let $\mathbf{x}^0 \in \mathcal{X}$ be an arbitrary initialization in \mathcal{X} and let \mathbf{x}^t be the estimate at time t of the randomized KA with the suboptimal distribution as explained before starting from \mathbf{x}^0 . Then,

$$\mathbb{E}[\|\mathbf{x}^t - \mathbf{x}^*\|^2] \leq (1 - \kappa_{\mathcal{X}}(\mathbf{A}))^t \|\mathbf{x}^0 - \mathbf{x}^*\|^2, \quad (12)$$

where the expectation is taken over the randomized row selection in KA, and where $\kappa_{\mathcal{X}}(\mathbf{A})$ denotes the minimum gain of the linear operator \mathbf{A} over the subspace \mathcal{X} as in Definition 2. \square

Proof: From the update equation of KA, we have:

$$\mathbf{x}^{t+1} - \mathbf{x}^* = \mathbf{x}^t - \frac{\langle \mathbf{a}_{r(t)}, \mathbf{x}^t \rangle - b_{r(t)}}{\|\mathbf{a}_{r(t)}\|^2} \mathbf{a}_{r(t)} - \mathbf{x}^* \quad (13)$$

$$= \mathbf{x}^t - \mathbf{x}^* - \frac{\langle \mathbf{a}_{r(t)}, \mathbf{x}^t - \mathbf{x}^* \rangle}{\|\mathbf{a}_{r(t)}\|^2} \mathbf{a}_{r(t)} \quad (14)$$

$$= (\mathbf{I}_n - \frac{\mathbf{a}_{r(t)} \mathbf{a}_{r(t)}^H}{\|\mathbf{a}_{r(t)}\|^2})(\mathbf{x}^t - \mathbf{x}^*) \quad (15)$$

$$= (\mathbf{I}_n - \mathcal{P}_{r(t)})(\mathbf{x}^t - \mathbf{x}^*), \quad (16)$$

where $r(t) \in [m]$ denotes the index of the random row selected by KA at iteration t , where $b_{r(t)}$ is the component of \mathbf{b} at position $r(t)$, where we used the fact that \mathbf{x}^* is a solution of $\mathbf{A}\mathbf{x} = \mathbf{b}$, thus, $b_{r(t)} = \langle \mathbf{a}_{r(t)}, \mathbf{x}^* \rangle$, and where $\mathcal{P}_{r(t)} := \frac{\mathbf{a}_{r(t)} \mathbf{a}_{r(t)}^H}{\|\mathbf{a}_{r(t)}\|^2}$ is the random rank-1 projection operator onto the subspace spanned by $\mathbf{a}_{r(t)}$ as defined before. It is not difficult to check that $\mathbf{I}_n - \mathcal{P}_{r(t)}$ is also a projection operator, thus, $(\mathbf{I}_n - \mathcal{P}_{r(t)})^H(\mathbf{I}_n - \mathcal{P}_{r(t)}) = (\mathbf{I}_n - \mathcal{P}_{r(t)})$. This yields:

$$\|\mathbf{x}^{t+1} - \mathbf{x}^*\|^2 = (\mathbf{x}^t - \mathbf{x}^*)^H (\mathbf{I}_n - \mathcal{P}_{r(t)}) (\mathbf{x}^t - \mathbf{x}^*). \quad (17)$$

Note that $\mathbf{x}^t - \mathbf{x}^*$ is independent of $\mathbf{I}_n - \mathcal{P}_{r(t)}$ since it depends on the random selection of the rows at iterations before t . Using this independence, conditioning on all the row selections before t , and taking the expected value over $r(t)$ yields:

$$\mathbb{E}[\|\mathbf{x}^{t+1} - \mathbf{x}^*\|^2 | r(1), \dots, r(t-1)] \quad (18)$$

$$= (\mathbf{x}^t - \mathbf{x}^*)^H \mathbb{E}[\mathbf{I}_n - \mathcal{P}_{r(t)}] (\mathbf{x}^t - \mathbf{x}^*) \quad (19)$$

$$= (\mathbf{x}^t - \mathbf{x}^*)^H (\mathbf{I}_n - \overline{\mathcal{P}}) (\mathbf{x}^t - \mathbf{x}^*) \quad (20)$$

$$= \|\mathbf{x}^t - \mathbf{x}^*\|^2 - (\mathbf{x}^t - \mathbf{x}^*)^H \overline{\mathcal{P}} (\mathbf{x}^t - \mathbf{x}^*) \quad (21)$$

$$\stackrel{(a)}{\leq} (1 - \kappa_{\mathcal{X}}(\mathbf{A})) \|\mathbf{x}^t - \mathbf{x}^*\|^2, \quad (22)$$

where in (a) we used the fact that the minimum gain of $\overline{\mathcal{P}}$ for the mentioned suboptimal distribution is given by $\kappa_{\mathcal{X}}(\mathbf{A})$ as in Definition 2. Finally taking expected value with respect to $r(1), \dots, r(t-1)$ and applying the induction we obtain:

$$\mathbb{E}[\|\mathbf{x}^{t+1} - \mathbf{x}^*\|^2] \leq (1 - \kappa_{\mathcal{X}}(\mathbf{A})) \mathbb{E}[\|\mathbf{x}^t - \mathbf{x}^*\|^2]$$

$$\leq (1 - \kappa_{\mathcal{X}}(\mathbf{A}))^{t+1} \|\mathbf{x}^0 - \mathbf{x}^*\|^2, \quad (23)$$

where we used the fact that the initial point \mathbf{x}^0 is selected deterministically and dropped the expectation. \blacksquare

Remark 1: From Theorem 1, it is seen that the convergence speed of KA depends on the parameter $\kappa_{\mathcal{X}}(\mathbf{A})$, where a larger $\kappa_{\mathcal{X}}(\mathbf{A})$ guarantees a faster convergence. Moreover, since $\kappa_{\mathcal{X}}(\mathbf{A}) \leq \frac{1}{\min\{m, n\}}$, at least an order of $O(\min\{m, n\})$ iterations are needed for the convergence. \diamond

Remark 2: Since the random variable $\|\mathbf{x}^t - \mathbf{x}^*\|^2$ is non-negative, from the Markov's inequality, its expected value also provides a probabilistic bound on its tail behavior, i.e., for any $\zeta > 0$, we have:

$$\begin{aligned} \mathbb{P}[\|\mathbf{x}^t - \mathbf{x}^*\|^2 \geq \zeta] &\leq \frac{\mathbb{E}[\|\mathbf{x}^t - \mathbf{x}^*\|^2]}{\zeta} \\ &\leq (1 - \kappa_{\mathcal{X}}(\mathbf{A}))^t \frac{\|\mathbf{x}^0 - \mathbf{x}^*\|^2}{\zeta}, \end{aligned} \quad (24)$$

where $\kappa_{\mathcal{X}}(\mathbf{A})$ is as defined before. \diamond

In the following, we will design several variants of KA depending on the specific scenario and apply Theorem 1 to analyze the performance of the resulting algorithm. We will also explain how the convergence speed depends on the systems parameters such as the number of antennas M , the number of served users K , and the spatial correlation of the channel vectors of the users.

IV. KACZMARZ ALGORITHM FOR DIFFERENT BEAMFORMING SCENARIOS

In this section, we consider a multiuser massive MIMO system with a BS having M antennas and K single-antenna users. We remind from Section II that the perfect channel state of the users is denoted by an $M \times K$ matrix \mathbf{H} and the noisy and possibly quantized estimate of \mathbf{H} available at the BS is denoted by the $M \times K$ matrix \mathbf{Q} .

A. MMSE/ZF detection in the UL

We first consider a UL scenario. From what we have previously discussed in Section II-A, the ZFD in (2) and MMSED in (3) can be derived, by setting $\xi = 0$ and $\xi = \frac{1}{\text{SNR}}$ respectively, from the following general expression:

$$\hat{\mathbf{s}} = (\mathbf{Q}^H \mathbf{Q} + \xi \mathbf{I}_K)^{-1} \mathbf{Q}^H \mathbf{y}. \quad (25)$$

Let us now focus on the general case where $\xi \neq 0$.

We make the following observation, that we prove here for the sake of completeness.

Proposition 1: Let \mathbf{Q} , \mathbf{y} and $\hat{\mathbf{s}}$ be as in (25). Then, the signal estimate $\hat{\mathbf{s}}$ is the optimal solution of the optimization problem $\arg \min_{\mathbf{w} \in \mathbb{C}^K} \|\mathbf{Q}\mathbf{w} - \mathbf{y}\|^2 + \xi \|\mathbf{w}\|^2$. \square

Proof: Taking the derivative of the cost function gives $2\mathbf{Q}^H(\mathbf{Q}\mathbf{w} - \mathbf{y}) + 2\xi\mathbf{w}$. Setting this equal to zero yields the optimal solution $\mathbf{w}^* = (\mathbf{Q}^H\mathbf{Q} + \xi\mathbf{I}_K)^{-1}\mathbf{Q}^H\mathbf{y}$ which coincides with $\hat{\mathbf{s}}$. \blacksquare

Note that we can write the l_2 regularized least-squares cost function $\|\mathbf{Q}\mathbf{w} - \mathbf{y}\|^2 + \xi \|\mathbf{w}\|^2$ in Proposition 1 as $\|\mathbf{B}\mathbf{w} - \mathbf{y}_0\|^2$ where $\mathbf{B} = [\mathbf{Q}; \sqrt{\xi}\mathbf{I}_K]$ is an $(M + K) \times K$ matrix and where $\mathbf{y}_0 = [\mathbf{y}; 0]$ is the $(M + K)$ -dim vector obtained by appending a K -dim zero vector to the noisy received signal \mathbf{y} . The signal estimate $\hat{\mathbf{s}}$ in MMSED can also be written as the least-squares solution of the newly defined cost function and is given by

$$\hat{\mathbf{s}} = (\mathbf{B}^H\mathbf{B})^{-1}\mathbf{B}^H\mathbf{y}_0 = (\mathbf{Q}^H\mathbf{Q} + \xi\mathbf{I}_K)^{-1}\mathbf{Q}^H\mathbf{y}. \quad (26)$$

Let us consider the SLE $\mathbf{B}\mathbf{w} = \mathbf{y}_0$. Note that this SLE is OD and is always inconsistent when $\xi > 0$. Furthermore, it is generally inconsistent even when $\xi = 0$ due to the presence of noise in the received measurements \mathbf{y} . Thus, a direct application of the randomized KA will result in a residual error as we discussed in Section II-B. To avoid this, we solve this SLE in two steps. We first define a new vector

$$\hat{\mathbf{y}}_0 = \mathbf{B}\hat{\mathbf{s}} \stackrel{(i)}{=} \mathbf{B}(\mathbf{B}^H\mathbf{B})^{-1}\mathbf{B}^H\mathbf{y}_0 = \mathbf{B}(\mathbf{B}^H\mathbf{B})^{-1}\mathbf{Q}^H\mathbf{y}, \quad (27)$$

where in (i) we used (26). Note that $\hat{\mathbf{y}}_0$ lies in the subspace \mathcal{X} of \mathbb{C}^{M+K} spanned the column of \mathbf{B} . Moreover, from

$$\mathbf{B}^H\hat{\mathbf{y}}_0 = (\mathbf{B}^H\mathbf{B})(\mathbf{B}^H\mathbf{B})^{-1}\mathbf{Q}^H\mathbf{y} = \mathbf{Q}^H\mathbf{y}, \quad (28)$$

it is seen that $\hat{\mathbf{y}}_0$ satisfies the UD SLE $\mathbf{B}^H\mathbf{z} = \mathbf{b}$ for the unknown $\mathbf{z} \in \mathbb{C}^{M+K}$ and the set of known coefficients $\mathbf{b} = \mathbf{Q}^H\mathbf{y}$. We first apply the randomized KA to this SLE to recover $\hat{\mathbf{y}}_0$. We then have the following result.

Proposition 2: Let \mathbf{z}^t be the estimate obtained at iteration t of KA applied to the UD SLE $\mathbf{B}^H\mathbf{z} = \mathbf{b}$ where $\mathbf{b} = \mathbf{Q}^H\mathbf{y}$. Assume that KA starts from the zero initialization $\mathbf{z}^0 = 0$ and let $\hat{\mathbf{y}}_0$ be as in (27). Then

$$\mathbb{E}[\|\mathbf{z}^t - \hat{\mathbf{y}}_0\|^2] \leq (1 - \kappa_{\mathcal{X}}(\mathbf{B}^H))^t \|\hat{\mathbf{y}}_0\|^2, \quad (29)$$

where $\kappa_{\mathcal{X}}(\mathbf{B}^H)$ is the minimum gain of the matrix \mathbf{B}^H over the subspace \mathcal{X} generated by the columns of \mathbf{B} . \square

Proof: From the update equation for KA and applying a simple induction, it is seen that starting from $\mathbf{z}^0 = 0$, all the estimates \mathbf{z}^t produced by KA lie in the subspace \mathcal{X} produced by the columns of \mathbf{B} . Thus, the result simply follows by applying Theorem 1. \blacksquare

Once $\hat{\mathbf{y}}_0$ is recovered, we solve the OD SLE $\mathbf{B}\hat{\mathbf{s}} = \hat{\mathbf{y}}_0$ in (27) to find the estimate $\hat{\mathbf{s}}$. In contrast with the initial SLE $\mathbf{B}\hat{\mathbf{s}} = \mathbf{y}$, which was inconsistent, the OD SLE in (27) is always consistent since $\hat{\mathbf{y}}_0$ always lies in the subspace spanned by the columns of \mathbf{B} . Note that since $\mathbf{B}\hat{\mathbf{s}} = \hat{\mathbf{y}}_0$ is consistent and $\mathbf{B} = [\mathbf{Q}; \sqrt{\xi}\mathbf{I}_K]$ has $\sqrt{\xi}\mathbf{I}_K$ as its submatrix, $\hat{\mathbf{s}}$ is simply given by the last K components of $\hat{\mathbf{y}}_0$ divided by $\sqrt{\xi}$. As a result, there is no need to solve the second SLE $\mathbf{B}\hat{\mathbf{s}} = \hat{\mathbf{y}}_0$ per se. Moreover, denoting by \mathbf{z}^t the estimate of KA for the first SLE $\mathbf{B}^H\mathbf{z} = \mathbf{b}$ with $\mathbf{b} = \mathbf{Q}^H\mathbf{y}$, we can obtain an estimate $\hat{\mathbf{s}}^t$ at each iteration t of KA by dividing the last K components of \mathbf{z}^t by $\sqrt{\xi}$. By introducing $\mathbf{u}^t \in \mathbb{C}^M$ and $\mathbf{v}^t \in \mathbb{C}^K$ such that $\mathbf{z}^t = [\mathbf{u}^t; \sqrt{\xi}\mathbf{v}^t]$, we can summarize KA for $\mathbf{B}^H\hat{\mathbf{y}}_0 = \mathbf{Q}^H\mathbf{y}$ as in Algorithm 2. A direct inspection shows that, due to the submatrix $\sqrt{\xi}\mathbf{I}_K$ in $\mathbf{B} = [\mathbf{Q}; \sqrt{\xi}\mathbf{I}_K]$, at each iteration of KA only a single randomly selected component of the estimate \mathbf{v}^t is updated, where \mathbf{v}^t converges to the least-squares estimate of the symbols $\hat{\mathbf{s}}$ corresponding to the MMSED. In particular, one can obtain the ZFD estimate $\hat{\mathbf{s}}$ by setting $\xi = 0$ in Algorithm 2.

To analyze the convergence speed of KA, from Proposition 2, we need to compute the gain of the matrix \mathbf{B} along the subspace \mathcal{X} spanned by the rows of \mathbf{B} . Since every vector in \mathcal{X} can be written as $\mathbf{B}\mathbf{w}$ for some $\mathbf{w} \in \mathbb{C}^K$, a direct calculation shows that $\kappa_{\mathcal{X}}(\mathbf{B}^H)$ is given by:

$$\begin{aligned} \kappa_{\mathcal{X}}(\mathbf{B}^H) &= \min_{\mathbf{x} \in \mathcal{X}, \mathbf{x} \neq 0} \frac{\|\mathbf{B}^H\mathbf{x}\|^2}{\|\mathbf{B}^H\|_{\text{F}}^2 \|\mathbf{x}\|^2} \\ &= \min_{\mathbf{w} \in \mathbb{C}^K, \mathbf{w} \neq 0} \frac{\|\mathbf{B}^H\mathbf{B}\mathbf{w}\|^2}{\|\mathbf{B}^H\|_{\text{F}}^2 \|\mathbf{B}\mathbf{w}\|^2} \\ &= \frac{\lambda_{\min}(\mathbf{B}^H\mathbf{B})}{\|\mathbf{B}\|_{\text{F}}^2} = \frac{\lambda_{\min}(\mathbf{Q}^H\mathbf{Q}) + \xi}{\|\mathbf{Q}\|_{\text{F}}^2 + K\xi}. \end{aligned} \quad (30)$$

Note that $\frac{\lambda_{\min}(\mathbf{Q}^H\mathbf{Q})}{\|\mathbf{Q}\|_{\text{F}}^2} \leq \frac{1}{K}$ and it is not difficult to check that for any $\xi > 0$, we have

$$\frac{\lambda_{\min}(\mathbf{Q}^H\mathbf{Q})}{\|\mathbf{Q}\|_{\text{F}}^2} \leq \frac{\lambda_{\min}(\mathbf{Q}^H\mathbf{Q}) + \xi}{\|\mathbf{Q}\|_{\text{F}}^2 + K\xi} \leq \frac{1}{K}. \quad (31)$$

This implies that the algorithm converges faster for larger values of $\xi > 0$ (lower UL SNR) and the slowest convergence corresponds to the ZFD with $\xi = 0$. When the channel vectors of

Algorithm 2 Kaczmarz Algorithm for the UL

- 1: **Input:** estimate of channel state $\mathbf{Q} \in \mathbb{C}^{M \times K}$, received noisy UL signal $\mathbf{y} \in \mathbb{R}^M$, and MMSED parameter $\xi > 0$.
 - 2: Compute $\mathbf{b} = \mathbf{Q}^H \mathbf{y} \in \mathbb{C}^K$.
 - 3: Define $\mathbf{u}^t \in \mathbb{C}^M$ and $\mathbf{v}^t \in \mathbb{C}^K$ with $\mathbf{u}^0 = 0$, $\mathbf{v}^0 = 0$.
 - 4: **for** $k = 0, 1, \dots, T - 1$ **do**
 - 5: Pick a row $r(t)$ of \mathbf{Q}^H denoted by $\mathbf{q}_{r(t)}^H$ with a probability proportional to $\|\mathbf{q}_{r(t)}\|^2 + \xi$ given by $\frac{\|\mathbf{q}_{r(t)}\|^2 + \xi}{\|\mathbf{Q}\|_F^2 + K\xi}$.
 - 6: Compute the residual $\gamma^t := \frac{b_{r(t)} - \langle \mathbf{q}_{r(t)}, \mathbf{u}^t \rangle - \xi v_{r(t)}^t}{\|\mathbf{q}_{r(t)}\|^2 + \xi}$.
 - 7: Update $\mathbf{u}^{t+1} = \mathbf{u}^t + \gamma^t \mathbf{q}_{r(t)}$.
 - 8: Update $v_{r(t)}^{t+1} = v_{r(t)}^t + \gamma^t$, and $v_j^{t+1} = v_j^t$ for $j \neq r(t)$.
 - 9: **end for**
 - 10: **Output:** Set $\mathbf{w} = \mathbf{v}^T$.
 - 11: **Output:** Set the signal estimate to $\hat{\mathbf{s}} = \mathbf{w}$.
-

the users have white complex Gaussian components (no spatial correlation), from well-known results in random matrix theory, it results that

$$\kappa_{\mathcal{X}}(\mathbf{B}^H) \geq \frac{\lambda_{\min}(\mathbf{Q}^H \mathbf{Q})}{\|\mathbf{Q}\|_F^2} = \frac{(\sqrt{M} - \sqrt{K})^2}{MK} = \frac{(1 - \sqrt{\rho})^2}{K}, \quad (32)$$

where we define $\rho := \frac{K}{M}$ as the *loading factor* of the massive MIMO system. Therefore, from Proposition 2 it results that $O(\frac{K}{(1-\sqrt{\rho})^2})$ iterations are sufficient to reasonably estimate the symbol sequence $\hat{\mathbf{s}}$ for the MMSED receiver for all ranges of $\xi > 0$. In particular, it is seen that the required estimation time grows linearly with the number of users K . Since each step of KA requires multiplying two M -dim vectors, thus, requiring M operations, the total computational complexity scales as $O(\frac{KM}{(1-\sqrt{\rho})^2})$. To this we should also add $O(KM)$ operations needed for computing the sub-optimal row-sampling probability distribution and $O(KM)$ operation needed for calculating $\mathbf{Q}^H \mathbf{y}$ in Algorithm 2.

B. RZF/ZF Precoding in the DL

In this section, we consider RZF precoding in the DL. Suppose $\mathbf{s} = (s_1, \dots, s_K)^T$ is the symbol sequence BS intends to send to the users in the DL. In the RZFBF in the DL, the BS transmits the M -dim vector $\mathbf{y} := \mathbf{Q}(\mathbf{Q}^H \mathbf{Q} + \xi \mathbf{I}_K)^{-1} \mathbf{s}$ via its M antennas. We observe that \mathbf{y} lies

in the subspace spanned by the columns of \mathbf{Q} . We design a new KA that finds the K -dim signal $\mathbf{w} = (\mathbf{Q}^H \mathbf{Q} + \xi \mathbf{I}_K)^{-1} \mathbf{s}$, from which we can obtain $\mathbf{y} = \mathbf{Q} \mathbf{w}$ via a matrix-vector multiplication. We prove the following result.

Proposition 3: Let \mathbf{Q} , \mathbf{s} and $\mathbf{w} = (\mathbf{Q}^H \mathbf{Q} + \xi \mathbf{I}_K)^{-1} \mathbf{s}$ be as introduced before. Then, \mathbf{w} is the optimal solution of the following optimization problem $\mathbf{w} = \arg \min_{\mathbf{x} \in \mathbb{C}^K} \|\mathbf{Q} \mathbf{x}\|^2 + \xi \|\mathbf{x} - \mathbf{s}_\xi\|^2$, where $\mathbf{s}_\xi = \frac{\mathbf{s}}{\xi}$. \square

Proof: Taking the derivative with respect to \mathbf{x} and setting it equal to 0 yields $\mathbf{Q}^H \mathbf{Q} \mathbf{x} + \xi \mathbf{x} - \mathbf{s} = 0$. This gives the optimal solution as $\mathbf{x}^* = (\mathbf{Q}^H \mathbf{Q} + \xi \mathbf{I}_K)^{-1} \mathbf{s}$, which coincides with $\mathbf{w} = (\mathbf{Q}^H \mathbf{Q} + \xi \mathbf{I}_K)^{-1} \mathbf{s}$. \blacksquare

Proposition 3 implies that we can obtain $\mathbf{w} = (\mathbf{Q}^H \mathbf{Q} + \xi \mathbf{I}_K)^{-1} \mathbf{s}$ as the optimal solution of $\|\mathbf{Q} \mathbf{x}\|^2 + \xi \|\mathbf{x} - \mathbf{s}_\xi\|^2$. We first write this as the least-squares minimization $\|\mathbf{B} \mathbf{x} - \mathbf{b}\|^2$ where $\mathbf{B} = [\mathbf{Q}; \sqrt{\xi} \mathbf{I}_K]$ is an $(M + K) \times K$ matrix and where $\mathbf{b} = [0; \sqrt{\xi} \mathbf{s}_\xi]$ is an $(M + K)$ -dim vector with $\sqrt{\xi} \mathbf{s}_\xi = \frac{\mathbf{s}}{\sqrt{\xi}}$ in its last positions. The SLE $\mathbf{B} \mathbf{w} = \mathbf{b}$ is OD and should be solved for the vector $\mathbf{w} \in \mathbb{C}^K$, from which we obtain the desired signal $\mathbf{y} = \mathbf{Q} \mathbf{w}$ to be transmitted in the DL. This SLE is inconsistent unless $\mathbf{s} = 0$. Thus, we follow the same procedure as in the design of MMSED for the UL. We first define $\mathbf{z} = \mathbf{B} \mathbf{w}$ and solve the UD SLE

$$\mathbf{B}^H \mathbf{z} = \mathbf{B}^H \mathbf{b} = \sqrt{\xi} \frac{\mathbf{s}}{\sqrt{\xi}} = \mathbf{s}, \quad (33)$$

for the \mathbf{z} and then solve the OD but consistent SLE $\mathbf{B} \mathbf{w} = \hat{\mathbf{z}}$, where $\hat{\mathbf{z}}$ is the estimate of \mathbf{z} obtained from KA applied to (33). Note that, as in the MMSED, due to the presence of $\sqrt{\xi} \mathbf{I}_K$ submatrix in $\mathbf{B} = [\mathbf{Q}; \sqrt{\xi} \mathbf{I}_K]$, the solution of the latter SLE is simply obtained by dividing the last K components of $\hat{\mathbf{z}}$ by $\sqrt{\xi}$. Denoting $\mathbf{z}^t = [\mathbf{u}^t; \sqrt{\xi} \mathbf{v}^t]$ the estimate at iteration t of KA, we can summarize this in Algorithm 3.

In terms of speed of convergence, a direct calculation shows that the minimum gain of the matrix \mathbf{B}^H over the subspace \mathcal{X} spanned by the columns of \mathbf{B} is given by:

$$\kappa_{\mathcal{X}}(\mathbf{B}) = \frac{\lambda_{\min}(\mathbf{B}^H \mathbf{B})}{\|\mathbf{B}\|_F^2} = \frac{\lambda_{\min}(\mathbf{Q}^H \mathbf{Q}) + \xi}{\|\mathbf{Q}\|_F^2 + K\xi}. \quad (34)$$

In particular, when the channel vectors of the users have white complex Gaussian components (no spatial correlation), a direct calculation as in the case of MMSED shows that the total computational complexity of KA scales as $O(\frac{KM}{(1-\sqrt{\rho})^2})$. To this we should also add $O(KM)$ operations needed for computing the sampling probability distribution and $O(KM)$ operation needed for calculating $\mathbf{Q} \mathbf{w}$ in Algorithm 3.

Algorithm 3 Kaczmarz Algorithm for the DL

- 1: **Input:** estimate of channel state $\mathbf{Q} \in \mathbb{C}^{M \times K}$, user symbols $\mathbf{s} \in \mathbb{R}^K$, and RZFBF parameter $\xi > 0$.
 - 2: Define $\mathbf{u}^t \in \mathbb{C}^M$ and $\mathbf{v}^t \in \mathbb{C}^K$ with $\mathbf{u}^0 = 0$, $\mathbf{v}^0 = 0$.
 - 3: **for** $k = 0, 1, \dots, T - 1$ **do**
 - 4: Pick a row $r(t)$ of \mathbf{Q}^H denoted by $\mathbf{q}_{r(t)}^H$ with a probability proportional to $\|\mathbf{q}_{r(t)}\|^2 + \xi$ given by $\frac{\|\mathbf{q}_{r(t)}\|^2 + \xi}{\|\mathbf{Q}\|_F^2 + K\xi}$.
 - 5: Compute the residual $\gamma^t := \frac{s_{r(t)} - \langle \mathbf{q}_{r(t)}, \mathbf{u}^t \rangle - \xi v_{r(t)}^t}{\|\mathbf{q}_{r(t)}\|^2 + \xi}$.
 - 6: Update $\mathbf{u}^{t+1} = \mathbf{u}^t + \gamma^t \mathbf{q}_{r(t)}$.
 - 7: Update $v_{r(t)}^{t+1} = v_{r(t)}^t + \gamma^t$, and $v_j^{t+1} = v_j^t$ for $j \neq r(t)$.
 - 8: **end for**
 - 9: **Output:** Set $\mathbf{w} = \mathbf{v}^T$.
 - 10: **Output:** Set the desired DL signal to $\mathbf{y} = \mathbf{Q}\mathbf{w}$.
-

A direct inspection in Algorithm 2 and 3 also reveals that there is a symmetry between the MMSED for the UL and RZFBF for the DL: in the former the noisy received signal \mathbf{y} is multiplied by \mathbf{Q}^H and the resulting vector $\mathbf{b} = \mathbf{Q}^H \mathbf{y}$ enters KA, which yields the estimate of the user symbols $\hat{\mathbf{s}}$, whereas in the latter the user symbols \mathbf{s} to be transmitted in the DL enters KA and the output of KA is multiplied by \mathbf{Q} to yield the DL signal. Moreover, the speed of convergence is the same for both cases. This highly resembles the well-known UL-DL duality in the underlying vector Gaussian broadcast/multiaccess channel [36].

V. COMPUTATION OF THE DETECTOR/PRECODER MATRIX

Up to now, we always used our proposed KA to compute an estimate of the user symbols from the received signal in the UL or to compute suitable precoding vectors in the DL. More specifically, we did not compute any UL/DL detection/precoding matrix from the available channel state directly. In this section, we show that our proposed KA can be generalized to compute also the matrices. This results in a saving in computational complexity when the channel coherence block is quite large such that the detection/precoding matrices can be computed once and used for all time-frequency signal dimensions in the same coherence block. We will need the following result.

Proposition 4: Consider an arbitrary SLE $\mathbf{Ax} = \mathbf{b}$ where \mathbf{A} is the $m \times n$ matrix of equations, where $\mathbf{x} \in \mathbb{C}^n$ is the set of unknowns, and where $\mathbf{b} \in \mathbb{C}^m$ is the set of known coefficients. Let \mathbf{x}^t be the estimate of KA at iteration t starting from the zero initialization $\mathbf{x}^0 = 0$. Then, $\mathbf{x}^t = \mathcal{G}^t(\mathbf{A})\mathbf{b}$ where $\mathcal{G}^t(\mathbf{A})$ is a linear operator that depends on \mathbf{A} and the internal randomization of KA but not on \mathbf{b} . \square

Proof: We use induction on t . For $t = 0$, we have $\mathbf{x}^0 = 0$ which is trivially a linear function (zero function) of \mathbf{b} . Let us assume that the induction hypothesis is true for the t -th iteration, i.e., $\mathbf{x}^t = \mathcal{G}^t(\mathbf{A})\mathbf{b}$, and prove the claim for $t + 1$. Suppose $r(t) \in [m]$ is the index of the row selected at iteration t and let us denote the conjugate of this row by $\mathbf{a}_{r(t)}$. Then, we have

$$\mathbf{x}^{t+1} = \mathbf{x}^t + \frac{b_{r(t)} - \langle \mathbf{a}_{r(t)}, \mathbf{x}^t \rangle}{\|\mathbf{a}_{r(t)}\|^2} \mathbf{a}_{r(t)} \quad (35)$$

$$\stackrel{(i)}{=} \left(\mathbf{I} - \frac{\mathbf{a}_{r(t)} \mathbf{a}_{r(t)}^H}{\|\mathbf{a}_{r(t)}\|^2} \right) \mathbf{x}^t + \frac{\mathbf{a}_{r(t)} \mathbf{e}_{r(t)}^H}{\|\mathbf{a}_{r(t)}\|^2} \mathbf{b} \quad (36)$$

$$\stackrel{(ii)}{=} \left(\left(\mathbf{I} - \frac{\mathbf{a}_{r(t)} \mathbf{a}_{r(t)}^H}{\|\mathbf{a}_{r(t)}\|^2} \right) \mathcal{G}^t(\mathbf{A}) + \frac{\mathbf{a}_{r(t)} \mathbf{e}_{r(t)}^H}{\|\mathbf{a}_{r(t)}\|^2} \right) \mathbf{b} \quad (37)$$

$$=: \mathcal{G}^{t+1}(\mathbf{A})\mathbf{b}, \quad (38)$$

where in (i) we defined $\mathbf{e}_{r(t)}$ as the canonical vector that has 1 at the index $r(t)$ and is zero elsewhere and replaced $b_{r(t)} = \mathbf{e}_{r(t)}^H \mathbf{b}$, and where in (ii) we used the induction hypothesis that $\mathbf{x}^t = \mathcal{G}^t(\mathbf{A})\mathbf{b}$ is a linear function of \mathbf{b} where $\mathcal{G}^t(\mathbf{A})$ does not depend on \mathbf{b} . This implies that $\mathbf{x}^{t+1} = \mathcal{G}^{t+1}(\mathbf{A})\mathbf{b}$, where it is seen that the linear operator $\mathcal{G}^{t+1}(\mathbf{A})$ depends on \mathbf{A} and on the index of the random row $r(t)$ selected by KA but does not depend on \mathbf{b} . This proves the induction step and completes the proof. \blacksquare

We use Proposition 4 to design detection/precoding matrices for the UL and the DL as follows. In the DL, we use Algorithm 3 and run K KAs in parallel where the input to the i -th KA is $\mathbf{s} = \mathbf{e}_i$ where \mathbf{e}_i denotes the i element of the canonical basis, which has 1 in its i -th component and is 0 elsewhere. Let $\mathbf{w}_i \in \mathbb{C}^K$ denote the output of the i -th KA after suitable convergence and let $\mathbf{W} = [\mathbf{w}_1, \dots, \mathbf{w}_K] \in \mathbb{C}^{K \times K}$. Then, from Algorithm 3 and the underlying linearity of KA proved in Proposition 4, we immediately obtain an approximation of the DL beamforming matrix as $\mathbf{G} = \mathbf{Q}\mathbf{W}$, where \mathbf{Q} is the noisy estimate of the channel state available at the BS. Note that multiplication by \mathbf{Q} is due to post-multiplication with \mathbf{Q} in Algorithm 3. It is seen that the output of the matrix \mathbf{G} for an input \mathbf{e}_i is given by $\mathbf{G}\mathbf{e}_i = \mathbf{Q}\mathbf{w}_i$, which as expected coincides

with the DL precoding vector computed by the i -th KA. Note that if all the K KAs can be run in parallel, computing the precoding matrix \mathbf{G} will require $O(MK)$ iterations. Also, in terms of computational complexity, it is beneficial to keep the precoding matrix \mathbf{G} in the factorized form $\mathbf{G} = \mathbf{Q}\mathbf{W}$, and compute the precoding vector as follows

$$\mathbf{y} = \mathbf{G}\mathbf{s} = \mathbf{Q}\mathbf{W}\mathbf{s} = (\mathbf{Q}(\mathbf{W}\mathbf{s})), \quad (39)$$

where the parentheses in the last expression show the order of multiplication. Otherwise, we will need an additional $O(MK^2)$ operations to compute \mathbf{G} directly, which incurs an order of $O(K)$ extra complexity.

A similar procedure yields the detection matrix for the UL. For the UL, we apply Algorithm 2 and consider K parallel KAs, where the input to the i -KA is $\mathbf{b} = \mathbf{e}_i \in \mathbb{C}^K$ (see the vector \mathbf{b} in Algorithm 2), where \mathbf{e}_i denotes the i -th canonical basis. Let \mathbf{w}_i be the output of the i -th KA after convergence and let $\mathbf{W} = [\mathbf{w}_1, \dots, \mathbf{w}_K] \in \mathbb{C}^{K \times K}$. Then, from the underlying linearity of KA proved in Proposition 4, it results that the desired detection matrix for the UL is given by $\mathbf{G} = \mathbf{W}\mathbf{Q}^H$ (see the pre-multiplication by \mathbf{Q}^H in Algorithm 2). Analogous to the DL, it is beneficial in terms of complexity to keep \mathbf{G} in the factorized form and compute the estimate of user symbols in the UL by

$$\hat{\mathbf{s}} = \mathbf{G}\mathbf{y} = \mathbf{W}\mathbf{Q}^H\mathbf{y} = (\mathbf{W}(\mathbf{Q}^H\mathbf{y})), \quad (40)$$

where again the parentheses in the last expression show the order of multiplication. As in the DL, assuming that K KAs can be run in parallel, computing the detection matrix \mathbf{G} (of course in its factorized form $\mathbf{G} = \mathbf{W}\mathbf{Q}^H$) requires $O(MK)$ iterations.

VI. ACHIEVABLE ERGODIC RATE

In this section, we derive lower and upper bounds on the achievable ergodic rate of our proposed KA algorithm in section IV. For simplicity, we focus on a UL scenario, with a similar argument holding for a DL scenario. In the UL, the received signal at the BS is given by $\mathbf{y} = \mathbf{H}\mathbf{s} + \mathbf{n}$, where $\mathbf{s} \in \mathbb{C}^K$ is the symbol sequence transmitted from the users, where \mathbf{H} is the $M \times K$ matrix of the true channel state, and where \mathbf{n} is the AWGN noise. From (27) and (28) and our explanation in Section IV-A and also Proposition 4, it can easily be seen that the signal estimate $\hat{\mathbf{s}}$ produced by KA will be a linear function of \mathbf{y} assuming zero initialization. More precisely, we have $\hat{\mathbf{s}} = \mathcal{G}(\mathbf{Q})\mathbf{y}$

where $\mathcal{G}(\mathbf{Q})$ depends on the noisy channel state and the internal randomization of KA but is independent of the received signal \mathbf{y} . Denoting $\mathbf{G}^{\text{up}} = \mathcal{G}(\mathbf{Q}) = [\mathbf{g}_1, \dots, \mathbf{g}_K]^H \in \mathbb{C}^{K \times M}$ with \mathbf{g}_k being the beamforming vector of the k -th user, we can write the time-varying (varying across coherence times due to channel randomness and varying across slots inside a coherence block due to internal randomness of KA) interference matrix as $\mathbf{T}^{\text{up}} = \mathbf{G}^{\text{up}} \mathbf{H}$.

We use the upper and lower bounds on the achievable ergodic rate developed in [37]. In particular, by treating the interference as noise and by coding across several coherence blocks, an upper bound on the ergodic capacity is given by²

$$\bar{R}_k = \mathbb{E} \left[\log \left(1 + \frac{|\mathbf{T}_{k,k}^{\text{up}}|^2}{\sum_{k' \neq k} |\mathbf{T}_{k,k'}^{\text{up}}|^2 + \sigma_k^2} \right) \right], \quad (41)$$

where $\sigma_k^2 = \frac{1}{\text{SNR}} \mathbf{g}_k^H \mathbf{g}_k$ with \mathbf{g}_k denoting the k -th row of \mathbf{G}^{up} , and where the expectation is taken over all the randomness of the channel state \mathbf{H} and the beamforming vector \mathbf{G}^{up} including the randomness due to KA. This yields the upper bound $\bar{R} = \sum_{k \in [K]} \bar{R}_k$ on the achievable sum rate. We will also use the following lower bound on the ergodic rate from [37]:

$$\underline{R}_k = \log \left(1 + \frac{|\mathbb{E}[\mathbf{T}_{k,k}^{\text{up}}]|^2}{\text{Var}(\mathbf{T}_{k,k}^{\text{up}}) + \sum_{k' \neq k} \mathbb{E}[|\mathbf{T}_{k,k'}^{\text{up}}|^2] + \mathbb{E}[\sigma_k^2]} \right), \quad (42)$$

where $\text{Var}(\cdot)$ denotes the variance of a random variable. This yields the lower bound $\underline{R} = \sum_{k \in [K]} \underline{R}_k$ on the ergodic rate. Following a similar argument, we obtain the corresponding upper/lower bounds on the ergodic capacity for the DL. We use Monte Carlo simulations in the next section to empirically evaluate these lower and upper bounds on the performance of our algorithm.

VII. SIMULATION RESULTS

In this section, we evaluate the performance of our proposed technique empirically via numerical simulations.

A. Channel Model

For all the simulations, we assume a correlated channel model for every user $k \in [K]$ where the true channel vector of the user k is given by $\mathbf{h}^k = \Phi^{1/2} \mathbf{z}^k$ where $\mathbf{z}^k \sim \mathcal{CN}(0, \mathbf{I}_M)$ and

²This upper bound is obtained in [38] under the condition that the true channel state \mathbf{H} is known at the BS. This is an upper bound for our scenario, where only a noisy version of \mathbf{H} is assumed to be known at the BS.

where Φ is the covariance matrix of \mathbf{h}^k with entries given by $[\Phi]_{i,j} = a^{|i-j|}$ for some correlation parameter $a \in [0, 1]$. We assume that the entries of \mathbf{z}^k , thus, those of \mathbf{h}^k , vary independently from one coherence period to another. We also assume that the estimated channel matrix \mathbf{Q} , available at the BS in each coherence period, is a noisy version of the true channel matrix \mathbf{H} given by $\mathbf{Q} = \sqrt{1 - \tau^2} \mathbf{H} + \tau \mathbf{N}$ where \mathbf{N} is a matrix with i.i.d. entries $[\mathbf{N}]_{m,k} \sim \mathcal{CN}(0, 1)$, and where $\tau \in [0, 1]$ is the estimation quality parameter with $\tau = 0$ yielding a perfect channel estimation.

B. Downlink

In the DL, we compare the performance of our method with that of the *Truncated Polynomial Expansion* (TPE) technique proposed in [18] in terms of spectral efficiency and total number of operations as a criterion for affordable computational complexity. Fig. 2 illustrates the upper and the lower bound on the achievable per-user spectral efficiency versus SNR of our proposed algorithm. It is seen from Fig. 2 that for both ZFBF and RZFBF, $32MK$ operations guarantee a perfect match with the original ZFBF and RZFBF up to 20 dB SNR respectively, where for lower SNRs, a lower number of iterations is sufficient. It is seen that our proposed algorithm has a slightly more complexity than the TPE proposed in [18]. However, it has also the following crucial advantages compared with [18]:

- 1) In TPE, matrix inversion is approximated via Taylor series expansion with a finite number of terms J , known as the TPE order. So for a certain value of J , one needs to compute J coefficients of the expansion in advance. For higher signal to noise ratios, typically higher value of J is needed. This can be seen in Fig. 2 where for lower SNR values, lower J can also make a good estimate. Moreover, when J changes, one needs to compute all the coefficients from scratch, which incurs additional complexity. This is in contrast to our proposed method where only the number of iterations is needed to be increased or decreased for higher or lower values of SNR respectively. This can also be seen in Fig. 2.
- 2) By changing the number of scheduled users, all the computations of the polynomial coefficients in TPE must be done from scratch. In our proposed method, however, everything is calculated each time a signal is going to be sent in the DL, or received in the UL, and hence no extra calculations are required.
- 3) The proposed algorithm does not require the knowledge of channel estimation quality

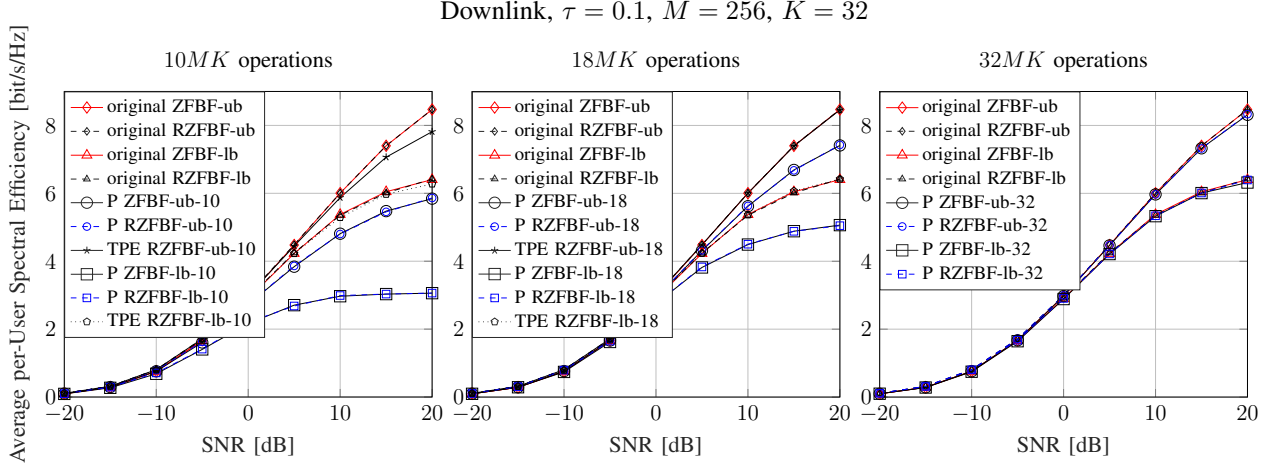


Fig. 2: Upper and lower bound of the per user ergodic spectral efficiency in the DL versus SNR for a loading factor of $\rho = \frac{K}{M} = \frac{1}{8}$, channel estimation quality factor $\tau = 0.1$ and uncorrelated channels ($a = 0$), is compared for the proposed method against original linear precoders (ZFBF and RZFBF) and TPE scheme [18]. The letters 'P', 'lb' and 'ub' used in the figure denote *proposed method*, *lower bound* and *upper bound* respectively. The numbers at the end show computational complexity as a factor of MK which finally shows the number of arithmetic operations. The computational complexity budget is assumed to be $10MK$ according to $J = 3$ in TPE, $18MK$ according to $J = 5$ in TPE and $32MK$.

parameter τ .

It is also worthwhile to mention that, the number of operations in both the proposed method and the TPE grows with the coherence period. For very large coherence periods traditional matrix-matrix multiplication will outperform both TPE and the proposed method, in terms of number of operations, although this happens only when the channel varies really slowly.

C. Uplink

In the UL, we compare the performance of our algorithm with a very recent *approximate message passing* (AMP) technique proposed in [23, 39], especially with [39] where the authors used AMP to build a *nonparametric* MMSE detector for massive MIMO that is able to obtain an estimate of the signal and noise power. Fig. 3 illustrates our simulation results for the UL scenario in terms of upper and lower bounds on the achievable per-user spectral efficiency. It is seen that in uncorrelated channels ($a = 0$), for both ZFD and MMSED, $40MK$ operations are sufficient for our proposed method to achieve a perfect match to the upper and lower bounds of the original

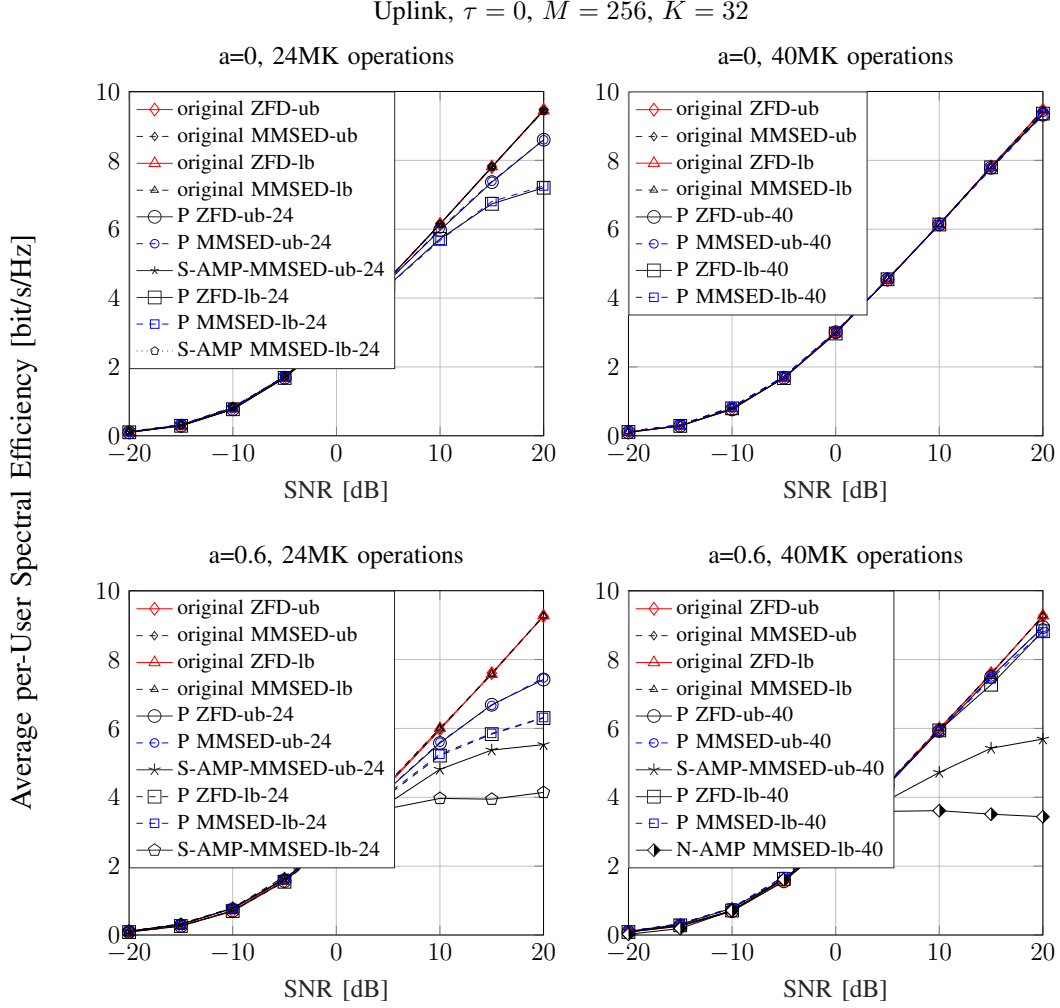


Fig. 3: Upper and lower bound of the per user ergodic spectral efficiency in the UL versus SNR for a loading factor of $\rho = \frac{K}{M} = \frac{1}{8}$, channel estimation quality factor $\tau = 0$ and correlation parameter $a = \{0, 0.6\}$ is compared for the proposed method against original linear detectors (ZFD and MMSED), standard AMP [39] and nonparametric AMP [40]. The letters 'P', 'S', 'N', 'lb' and 'ub' used in the figure denote *proposed method*, *standard*, *nonparametric*, *lower bound* and *upper bound* respectively. The numbers at the end show computational complexity as a factor of MK which finally shows the number of arithmetic operations. The computational complexity budget is assumed to be $\{24MK, 40MK\}$.

ZFD and MMSED up to 20 dB SNR respectively.³ It is also seen that the AMP MMSED [39] is able to converge to the original MMSED when the channel is uncorrelated ($a \approx 0$), with

³for the upper bounds, $32MK$ iterations suffice.

an order of $24MK$ operations.⁴ However, for a slightly correlated channel ($a \geq 0.6$), neither the standard AMP [39] nor the nonparametric AMP [23] are able to suitably recover the user symbols even for a large number of iterations whereas our proposed algorithm becomes slower due to channel correlation but still converges by slightly increasing the number of iterations.

D. Gap-to-Capacity versus Computational Complexity

In this part, we compare our proposed method with the TPE [18] and the AMP [23, 39] in terms of *normalized gap-to-capacity* versus the number of operations t given by $\frac{S_{\max} - S_t}{S_{\max}}$, where S_t denotes the upper/lower bound of per-user spectral efficiency of a specific beamforming/detection scheme after t operations and where S_{\max} denotes the maximum possible upper/lower bound of per-user spectral efficiency achieved by original linear schemes. This is illustrated in Fig. 4 for different beamforming schemes in the DL and detection schemes in the UL for different channel correlations $a = 0$ and $a = 0.6$. It is seen that for uncorrelated channels, i.e $a = 0$, the proposed method can achieve $\text{Gap} = 10^{-2}$ with nearly $40MK$ operations. It is also worthwhile to mention that the AMP [39, 40] are quite efficient for uncorrelated channels but fail in correlated channels.

VIII. CONCLUSION

In this paper, we proposed a novel statistically robust approach for reducing the computational complexity of beamforming in massive MIMO systems. We showed that designing all variants of linear precoders/ detectors for the DL and the UL can be posed as the solution of an appropriate set of linear equations and applied a randomized variant of Kaczmarz algorithm to solve the resulting equations. We also proposed a unified framework to analyze the performance of our proposed algorithm. Our algorithm does not require knowledge of the statistics of users' channel vectors and its convergence speed depends can be fully specified in terms of the condition number of the channel matrix, which depends on the number of BS antennas M , the number of served users K , as well as the statistical correlation of the channel vectors of the users. Our numerical simulations show that our algorithm is more robust than other schemes proposed in the literature based on random matrix theory and approximate message passing and has a

⁴This translates into 6 iterations in AMP, since AMP carries out two matrix-vector operations in each iteration which will results in an order of $4MK$ additions and multiplications per iteration.

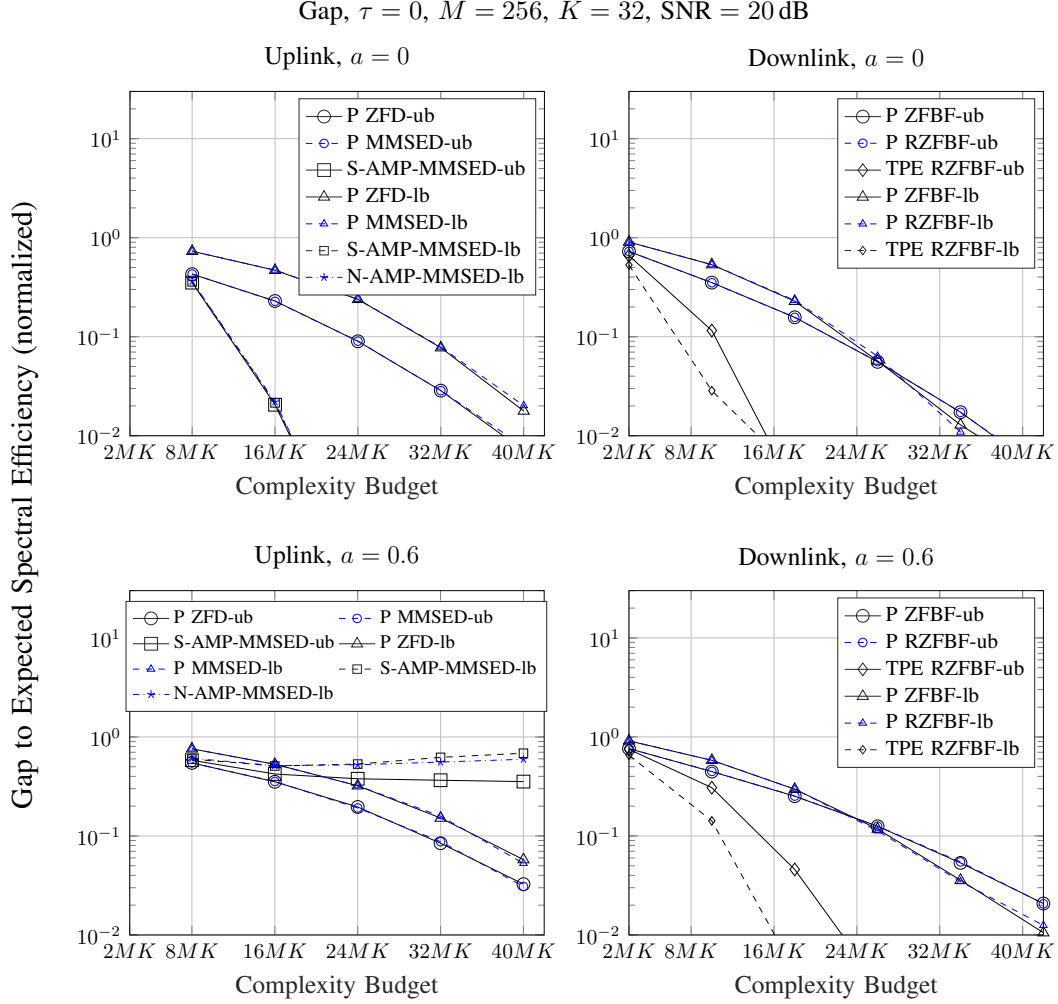


Fig. 4: Gap to the maximum spectral efficiency for the proposed scheme is compared against that of the TPE [18], standard AMP [39] and nonparametric AMP [40]. Loading factor, SNR, channel estimation quality parameter and channel correlation parameter are $\rho = \frac{K}{M} = \frac{1}{8}$, 20 dB, $\tau = 0$ and $a = \{0, .06\}$ respectively. The legends ‘P’, ‘S’, ‘N’ in the figure refer to *our proposed method*, *standard* and *nonparametric* respectively.

competitive performance.

REFERENCES

- [1] M. N. Boroujerdi, S. Haghighatshoar, and G. Caire, “Low-complexity and statistically robust beamformer design for massive mimo systems,” *submitted to Workshop on Smart Antennas (WSA) 2018*.
- [2] L. Lu, G. Y. Li, A. L. Swindlehurst, A. Ashikhmin, and R. Zhang, “An overview of massive mimo: Benefits and challenges,” *IEEE Journal of Selected Topics in Signal Processing*, vol. 8, no. 5, pp. 742–758, Oct 2014.
- [3] T. L. Marzetta, “Noncooperative cellular wireless with unlimited numbers of base station antennas,” *IEEE Trans. on Wireless Commun.*, vol. 9, no. 11, pp. 3590–3600, Nov. 2010.

- [4] F. Rusek, D. Persson, B. K. Lau, E. G. Larsson, T. L. Marzetta, O. Edfors, and F. Tufvesson, "Scaling up mimo: Opportunities and challenges with very large arrays," *IEEE Signal Processing Magazine*, vol. 30, no. 1, pp. 40–60, Jan 2013.
- [5] E. G. Larsson, O. Edfors, F. Tufvesson, and T. L. Marzetta, "Massive mimo for next generation wireless systems," *IEEE Communications Magazine*, vol. 52, no. 2, pp. 186–195, February 2014.
- [6] H. Yang and T. L. Marzetta, "Performance of conjugate and zero-forcing beamforming in large-scale antenna systems," *IEEE Journal on Selected Areas in Communications*, vol. 31, no. 2, pp. 172–179, February 2013.
- [7] G. Caire and S. Shamai, "On the achievable throughput of a multiantenna Gaussian broadcast channel," *IEEE Transactions on Information Theory*, vol. 49, no. 7, pp. 1691–1706, 2003.
- [8] H. Weingarten, Y. Steinberg, and S. S. Shamai, "The capacity region of the Gaussian multiple-input multiple-output broadcast channel," *IEEE Transactions on Information Theory*, vol. 52, no. 9, pp. 3936–3964, 2006.
- [9] K. S. Schneider, "Optimum detection of code division multiplexed signals," *IEEE Transactions on Aerospace and Electronic Systems*, vol. AES-15, no. 1, pp. 181–185, Jan 1979.
- [10] R. Lupas and S. Verdú, "Linear multiuser detectors for synchronous code-division multiple-access channels," *IEEE Transactions on Information Theory*, vol. 35, no. 1, pp. 123–136, Jan 1989.
- [11] M. K. Varanasi, "Noncoherent detection in asynchronous multiuser channels," *IEEE Transactions on Information Theory*, vol. 39, no. 1, pp. 157–176, Jan 1993.
- [12] Z. Xie, R. T. Short, and C. K. Rushforth, "A family of suboptimum detectors for coherent multiuser communications," *IEEE Journal on Selected Areas in Communications*, vol. 8, no. 4, pp. 683–690, May 1990.
- [13] S. Yang and L. Hanzo, "Fifty years of mimo detection: The road to large-scale mimos," *IEEE Communications Surveys Tutorials*, vol. 17, no. 4, pp. 1941–1988, Fourthquarter 2015.
- [14] S. D. L. Moshavi Shimon, Kanterakis Emmanuel G., "Multistage linear receivers for ds-cdma systems," *International Journal of Wireless Information Networks*, vol. 3, no. 1, pp. 1–17, Jan 1996. [Online]. Available: <https://doi.org/10.1007/BF02106658>
- [15] R. R. Muller and S. Verdú, "Design and analysis of low-complexity interference mitigation on vector channels," *IEEE Journal on Selected Areas in Communications*, vol. 19, no. 8, pp. 1429–1441, 2001.
- [16] G. M. A. Sessler and F. K. Jondral, "Low complexity polynomial expansion multiuser detector for cdma systems," *IEEE Transactions on Vehicular Technology*, vol. 54, no. 4, pp. 1379–1391, July 2005.
- [17] S. Zarei, W. Gerstacker, R. R. Müller, and R. Schober, "Low-complexity linear precoding for downlink large-scale mimo systems," in *2013 IEEE 24th Annual International Symposium on Personal, Indoor, and Mobile Radio Communications (PIMRC)*, Sept 2013, pp. 1119–1124.
- [18] A. Kammoun, A. Müller, E. Björnson, and M. Debbah, "Linear precoding based on polynomial expansion: Large-scale multi-cell mimo systems," *IEEE Journal of Selected Topics in Signal Processing*, vol. 8, no. 5,

- pp. 861–875, 2014.
- [19] A. Benzin, G. Caire, Y. Shadmi, and A. Tulino, “Truncated Polynomial Expansion Downlink Precoders and Uplink Detectors for Massive MIMO,” *ArXiv e-prints*, Nov. 2017.
 - [20] S. Haghighatshoar and G. Caire, “Massive mimo channel subspace estimation from low-dimensional projections,” *IEEE Transactions on Signal Processing*, vol. 65, no. 2, pp. 303–318, 2017.
 - [21] —, “Low-complexity massive mimo subspace estimation and tracking from low-dimensional projections,” *arXiv preprint arXiv:1608.02477*, 2016.
 - [22] M. L. Honig and W. Xiao, “Performance of reduced-rank linear interference suppression,” *IEEE Transactions on Information Theory*, vol. 47, no. 5, pp. 1928–1946, Jul 2001.
 - [23] R. Ghods, C. Jeon, G. Mirza, A. Maleki, and C. Studer, “Optimally-tuned nonparametric linear equalization for massive mu-mimo systems,” *arXiv preprint arXiv:1705.02985*, 2017.
 - [24] M. Bayati and A. Montanari, “The dynamics of message passing on dense graphs, with applications to compressed sensing,” *IEEE Transactions on Information Theory*, vol. 57, no. 2, pp. 764–785, 2011.
 - [25] S. Kaczmarz, “Angenäherte auflösung von systemen linearer gleichungen,” *Bulletin International de l’Académie Polonaise des Sciences et des Lettres. Classe des Sciences Mathématiques et Naturelles. Série A, Sciences Mathématiques*, pp. 335–357, 1937.
 - [26] T. Strohmer and R. Vershynin, *A Randomized Solver for Linear Systems with Exponential Convergence*. Berlin, Heidelberg: Springer Berlin Heidelberg, 2006, pp. 499–507, https://doi.org/10.1007/11830924_45.
 - [27] D. Needell, R. Ward, and N. Srebro, “Stochastic gradient descent, weighted sampling, and the randomized kaczmarz algorithm,” in *Advances in Neural Information Processing Systems*, 2014, pp. 1017–1025.
 - [28] Y. Chi and Y. M. Lu, “Kaczmarz method for solving quadratic equations,” *IEEE Signal Processing Letters*, vol. 23, no. 9, pp. 1183–1187, 2016.
 - [29] C. Shepard, H. Yu, N. Anand, E. Li, T. Marzetta, R. Yang, and L. Zhong, “Argos: Practical many-antenna base stations,” in *Proceedings of the 18th annual international conference on Mobile computing and networking*. ACM, 2012, pp. 53–64.
 - [30] G. Caire, N. Jindal, M. Kobayashi, and N. Ravindran, “Multiuser MIMO achievable rates with downlink training and channel state feedback,” *IEEE Transactions on Information Theory*, vol. 56, no. 6, pp. 2845–2866, 2010.
 - [31] J. Hoydis, S. ten Brink, and M. Debbah, “Massive mimo in the ul/dl of cellular networks: How many antennas do we need?” *IEEE Journal on Selected Areas in Communications*, vol. 31, no. 2, pp. 160–171, February 2013.
 - [32] C. B. Peel, B. M. Hochwald, and A. L. Swindlehurst, “A vector-perturbation technique for near-capacity multiantenna multiuser communication-part i: channel inversion and regularization,” *IEEE Transactions on Communications*, vol. 53, no. 1, pp. 195–202, Jan 2005.
 - [33] D. Needell, “Randomized kaczmarz solver for noisy linear systems,” *BIT Numerical Mathematics*, vol. 50,

- no. 2, pp. 395–403, Jun 2010. [Online]. Available: <https://doi.org/10.1007/s10543-010-0265-5>
- [34] A. Zouzias and N. Freris, “Randomized extended kaczmarz for solving least-squares,” *arXiv preprint arXiv:1205.5770v3*, 2013.
 - [35] T. Tao, *Topics in random matrix theory*. American Mathematical Society Providence, RI, 2012, vol. 132.
 - [36] S. Vishwanath, N. Jindal, and A. Goldsmith, “Duality, achievable rates, and sum-rate capacity of gaussian mimo broadcast channels,” *IEEE Transactions on Information Theory*, vol. 49, no. 10, pp. 2658–2668, 2003.
 - [37] H. Y. H. Q. N. Thomas L. Marzetta, Erik G. Larsson, *Fundamentals of Massive MIMO*. Cambridge: cambridge university press, 2016.
 - [38] G. Caire, “On the ergodic rate lower bounds with applications to massive mimo,” *arXiv preprint arXiv:1705.03577*, 2017.
 - [39] C. Jeon, R. Ghods, A. Maleki, and C. Studer, “Optimality of large mimo detection via approximate message passing,” in *2015 IEEE International Symposium on Information Theory (ISIT)*, June 2015, pp. 1227–1231.
 - [40] R. Ghods, C. Jeon, G. Mirza, A. Maleki, and C. Studer, “Optimally-tuned nonparametric linear equalization for massive MU-MIMO systems,” *CoRR*, vol. abs/1705.02985, 2017. [Online]. Available: <http://arxiv.org/abs/1705.02985>