

Photo-to-Caricature Translation on Faces in the Wild

Ziqiang Zheng Haiyong Zheng Zhibin Yu Zhaorui Gu Bing Zheng
Ocean University of China

Abstract

Recently, image-to-image translation has been made much progress owing to the success of conditional Generative Adversarial Networks (cGANs). However, it's still very challenging for translation tasks with the requirement of high-level visual information conversion, such as photo-to-caricature translation that requires satire, exaggeration, lifelikeness and artistry. We present an approach for learning to translate faces in the wild from the source photo domain to the target caricature domain with different styles, which can also be used for other high-level image-to-image translation tasks. In order to capture global structure with local statistics while translation, we design a dual pathway model of cGAN with one global discriminator and one patch discriminator. Beyond standard convolution (Conv), we propose a new parallel convolution (ParConv) to construct Parallel Convolutional Neural Networks (ParCNNs) for both global and patch discriminators, which can combine the information from previous layer with the current layer. For generator, we provide three more extra losses in association with adversarial loss to constrain consistency for generated output itself and with the target. Also the style can be controlled by the input style info vector. Experiments on photo-to-caricature translation of faces in the wild show considerable performance gain of our proposed method over state-of-the-art translation methods as well as its potential real applications.

1. Introduction

Image-to-image translation has been made much progress [7, 36, 32, 2, 8] because many tasks in image processing, computer graphics, and computer vision can be posed as translating an input image into a corresponding output image [35, 11, 30, 10, 27, 25, 4]. And its achievements mainly owes to the success of Generative Adversarial Nets (GANs) [5], especially conditional GANs (cGANs) [18, 22, 7]. However, the current studies mainly concern image-to-image translation tasks with low-level visual information conversion, e.g., photo-to-sketch.

A caricature is a rendered image showing the features




Figure 1. Translating faces in the wild from photo to caricature with different styles by our proposed method.

of its subject in an exaggerated way and usually used to describe a politician or movie star for political or entertainment purpose. Creating caricatures can be considered as artistic creation tracing back to the 17th century with the profession of caricaturist. Then some efforts have been made to produce caricatures semi-automatically using computer graphics techniques [1], which intend to provide warping tools specifically designed toward rapidly producing caricatures. But there are very few software programs designed specifically for automatically creating caricatures, and to the best of our knowledge, none can work to be comparable with caricaturist. Nowadays, besides the political and public-figure satire, caricatures are also used as gifts or souvenirs, and more and more museums dedicated to caricature throughout the world were opened. So it would be very useful and meaningful if computers can create caricatures from photos automatically and intelligently.

Photo-to-caricature is a typical high-level image-to-image translation problem but with bigger challenge than other low-level translation problems such as photo-to-label, photo-to-map, or photo-to-sketch [7], because caricatures

- require **satire** and **exaggeration** of photos;
- need **artistry** with different styles;
- must be **lifelike**, especially the expression of a face photo.

Specifically, for a face photo, we want to create the face caricatures with different styles, which exaggerate the face

shape or facial sense organs (*i.e.*, ears, mouth, nose, eyes and eyebrow) but keep the vivid expression while producing artistry.

In this paper, we propose a GAN-based method for learning to translate faces in the wild from the source photo domain to the target caricature domain with different styles (see Fig. 1 for translating examples and Fig. 2 for the architecture of our proposed method). Based on the model of `pix2pix` [7], we design a dual pathway model of cGAN for image-to-image translation, where one pathway of global discriminator is in charge of caring the global structure information, while another pathway of patch discriminator is responsible for concerning the local statistics information. And for both global and patch discriminators, we propose a new parallel convolution (ParConv) instead of the standard convolution (Conv) to construct Parallel Convolutional Neural Networks (ParCNNs). Our proposed parallel convolutional layer can combine the information from the previous layer with the information of the current layer, so that the ParCNN will connect different channels to avoid structure error. For generator, besides the adversarial loss, we provide another three more extra weighted losses (real-fake L1 loss, global perceptual similarity loss, and cascade layer loss) to constrain consistency for generated output itself and with the target. By using our proposed method, the photos of faces in the wild can be translated to caricatures with different exaggerated artistic styles while still keeping the original lifelike expression (Fig. 1 and 11).

We have extensively evaluated our method on IIIT-CFW dataset [19], FEI dataset [28], ADFES dataset [29], CelebA dataset [13], KDEF dataset [14], and WSEFEP dataset [20]. The experimental results show that our method can create acceptable caricatures from face photos while state-of-the-art image-to-image translation methods can't. Also the designed experiments indicate the effectiveness of our proposed dual pathway of discriminators, parallel convolution and extra losses, respectively. Besides, we tested our photo-to-caricature translation method for producing caricatures with different styles. Furthermore, the proposed method can create caricatures from arbitrary face photos. This might be helpful to fill aforementioned gap of automatic and intelligent caricature creation. Our source code will be published with the paper.

2. Related Work

Image-to-image translation. Owing to the success of GANs [5], especially various conditional GANs [18, 17, 23, 31, 30, 33], image-to-image translation problems have been made much progress recently. Earlier image-conditional models for specific applications have achieved impressive results on inpainting [21], de-raining [33], texture synthesis [11], style transfer [30], video prediction [17] and super-resolution [10]. The general-purpose solution for image-to-

image translation developed by Isola *et al.* [7] with the released `pix2pix` software have achieved reasonable results on many translation tasks such as photo-to-label, photo-to-map and photo-to-sketch. Then CycleGAN [36], DualGAN [32], and DiscoGAN [8] were proposed for unpaired or unsupervised image-to-image translation with almost comparable results to paired or supervised methods. However, the translation tasks these work can tackle usually concern the conversion of low-level visual information such as line (photo→sketch), color (summer→winter), and texture (horse→zebra), but it's still very challenging for some translation tasks with the requirement of high-level visual information conversion, *e.g.*, abstraction and exaggeration (photo→caricature).

Photo-to-cartoon translation. Translating photo to cartoon by computer algorithms has been studied for a long time because of the corresponding interesting and meaningful applications. The earlier work mainly relied on the analysis of facial features [15, 3, 12], which is hard to be applicable for large-scale faces in the wild. Thanks to the invention of GANs [5], automatic photo-to-cartoon translation becomes feasible. But most of the current related work mainly focused on the generation of anime [34] or emoji [27] with specific style¹. And these works have nothing to do with caricature creation that needs to be exaggerated, lifelike and artistic.

Unlike the prior works for image-to-image translation dealing with low-level visual information conversion, our study mainly focuses on the translation problems of high-level visual information conversion, *e.g.*, photo-to-caricature. For this purpose, our method differs from the past work in network architecture as well as the layers and losses. We design a dual pathway model of cGAN with two discriminators to capture global structure and local statistics respectively, and we propose a new parallel convolution to construct Parallel CNNs for both discriminators. For generator, we provide three more extra losses in association with adversarial loss to constrain the consistency. Here we show that our approach is effective on the face photo-to-caricature translation task, which typically requires high-level visual information conversion.

3. Method

Conditional GANs are generative models that learn a mapping from observed input image x and random noise vector z , to target image y , $G : \{x, z\} \rightarrow y$. The objective of our conditional GAN with auxiliary style information z

¹We consider that anime, emoji, and caricature are three types of cartoon or three subsets of cartoon.

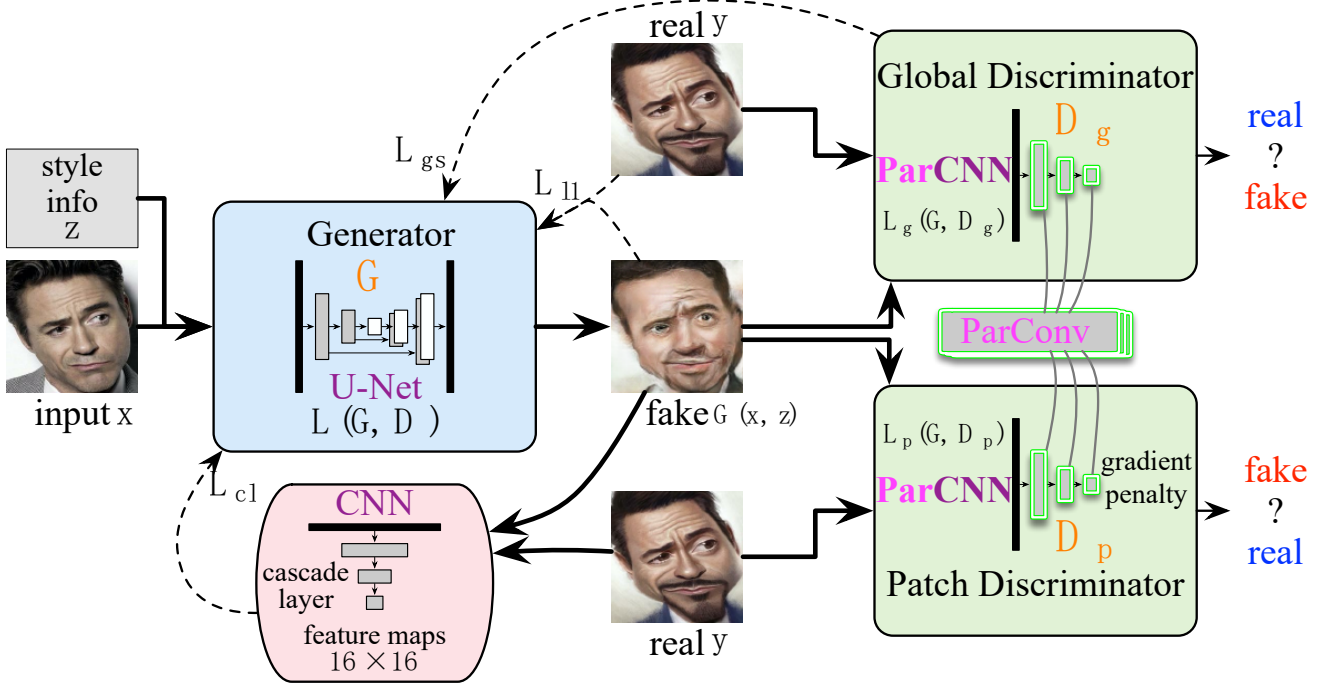


Figure 2. Network architecture and data flow chart of our proposed method for face photo-to-caricature translation.

can be expressed as

$$\mathcal{L}_c(G, D) = \mathbb{E}_{x, y \sim P_{data}(x, y)} [\log D(x, y)] + \mathbb{E}_{x \sim P_{data}(x), z \sim P_{style}(z)} [\log(1 - D(x, G(x, z)))] . \quad (1)$$

The goal is to learn a generator distribution over data y that matches the real data distribution P_{data} by transforming an observed input image $x \sim P_{data}(x)$ and a style info variable $z \sim P_{style}(z)$ into a sample $G(x, z)$. This generator is trained by playing against an adversarial discriminator D that aims to distinguish between samples from the true data distribution (real image pair $\{x, y\}$) and the generator's distribution (synthesized image pair $\{x, G(x, z)\}$). To deal with the high-level visual information conversion for some more challenging image-to-image translation tasks, we extend one discriminator to dual discriminators with our proposed parallel CNNs and add three more losses to adversarial loss, so that our method can tackle conversions of both the low-level (line, color, texture, *etc.*) and the high-level (expression, exaggeration, artistry, *etc.*) visual information. The overall network architecture and data flow are illustrated in Fig. 2.

3.1. Parallel convolution (ParConv)

The standard convolutional layer of CNNs [9] uses convolution operation as a filter to detect local conjunctions of features from the previous layer and map their appearance to a feature map. So the convolutional layer captures

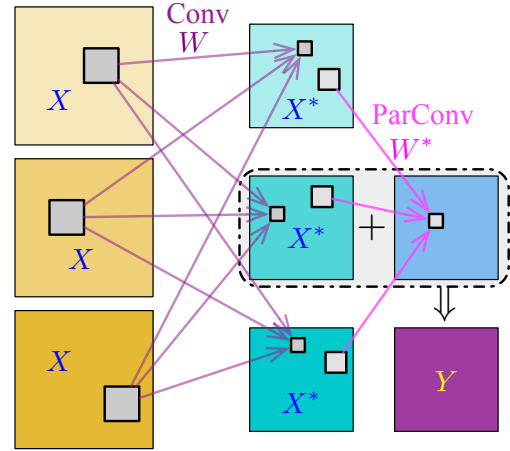


Figure 3. The illustration of our parallel convolution operation for CNNs.

the local dependencies of the image (feature map) from the previous layer. But this might lose the global structure relationships. To deal with this problem, we propose a new parallel convolutional layer for CNNs (as shown in Fig. 3), which uses convolution operation to detect local conjunctions of features from the previous layer and then capture global connections of features from the current layer, so that it could let the CNNs concern not only the local details but also the global structure.

Our proposed ParConv function for the i th feature map

can be expressed as

$$Y_i = f\left(\sum_{j=1}^m W_{ji} X_j + \sum_{k=1}^n W_{ki}^* X_k^* + b\right), \quad (2)$$

$$\text{w.r.t. } \begin{cases} X_k^* = \sum_{j=1}^m W_{jk} X_j, \\ W_{ji} \neq W_{ki}^*, \end{cases}$$

where m and n are the number of feature maps from the previous layer and the current layer respectively; X represents the feature map of previous layer and X^* represents the feature map of current layer convolved by feature maps of previous layer, while W and W^* are their corresponding weights; $f(\cdot)$ indicates the activation function and we use Leaky ReLU [16] in our experiments.

We adopt our proposed ParConv to construct ParCNNs for the dual discriminators of our model.

3.2. Patch discriminator

Following `pix2pix` [7], we also use patch discriminator as one pathway of our adversarial system. But we improve the original patch discriminator by using our ParCNNs (see Sec. 3.1) and adding gradient penalty [6] to the loss. The loss of our patch discriminator D_p is

$$\mathcal{L}_p(G, D_p) = \mathcal{L}_c(G, D_p) + \mathcal{L}_{gp}, \quad (3)$$

where $\mathcal{L}_c(G, D_p)$ comes from the objective loss Eq. 1 and \mathcal{L}_{gp} indicates the gradient penalty,

$$\mathcal{L}_c(G, D_p) = \mathbb{E}_{x, y \sim P_{data}(x, y)} [\log D_p(x, y)] + \mathbb{E}_{x \sim P_{data}(x), z \sim P_{style}(z)} [\log(1 - D_p(x, G(x, z)))], \quad (4)$$

and

$$\mathcal{L}_{gp} = \lambda \mathbb{E}_{\hat{x} \sim P_{\hat{x}}} [(\|\nabla_{\hat{x}} D_p(\hat{x})\|_2 - 1)^2], \quad (5)$$

$$\hat{x} = \alpha G(x, z) + (1 - \alpha)y, \quad (6)$$

where \hat{x} represents the mixture of the synthesized fake image $G(x, z)$ and the target image y , $\nabla_{\hat{x}}$ indicates the gradient of $D_p(\hat{x})$, λ is the hyper parameter that controls how much gradient we choose, and α is a random number between 0 and 1. We add this gradient penalty to improve the training of GANs and the quality of synthesized samples. We used greedy search to obtain the optimal value of λ as $\lambda = 1.0$ for all the experiments in this paper, which we found to work well across a variety of datasets.

3.3. Global discriminator

Besides the patch discriminator, we design a global discriminator as another pathway of our adversarial system for high-level image-to-image translation. We also use our proposed ParCNNs (see Sec. 3.1) for this discriminator, and

the loss of global discriminator D_g is

$$\mathcal{L}_g(G, D_g) = \mathcal{L}_c(G, D_g) = \mathbb{E}_{x, y \sim P_{data}(x, y)} [\log D_g(x, y)] + \mathbb{E}_{x \sim P_{data}(x), z \sim P_{style}(z)} [\log(1 - D_g(x, G(x, z)))]. \quad (7)$$

This global discriminator mainly concerns the global structure information and provides the global perceptual similarity loss for generator (see Sec. 3.4).

3.4. Generator

Previous studies have found it beneficial to mix the GAN objective with a more traditional loss, such as L2 [21] and L1 [7] distance. We explore this opinion to provide three more extra losses for the GAN objective, and our final objective is

$$G^* = \arg \min_G \max_D \mathcal{L}(G, D) + \gamma \mathcal{L}_{l1} + \sigma \mathcal{L}_{gs} + \eta \mathcal{L}_{cl}, \quad (8)$$

$$\text{w.r.t. } \mathcal{L}(G, D) = \begin{cases} \mathcal{L}_p(G, D_p) & \text{for } D_p, \\ \mathcal{L}_g(G, D_g) & \text{for } D_g, \end{cases} \quad (9)$$

where \mathcal{L}_{l1} means the real-fake L1 loss, \mathcal{L}_{gs} represents the global perceptual similarity loss, \mathcal{L}_{cl} means cascade layer loss, and γ , σ and η are hyper parameters to balance the contribution of each loss to the objective. We used greedy search to optimize the hyper parameters with $\gamma = 50$, $\sigma = 10$, and $\eta = 5$ for all the experiments in this paper.

Loss \mathcal{L}_{l1} is referred from `pix2pix` [7], which found that L1 distance encourages less blurring than L2, and the expression is

$$\mathcal{L}_{l1} = \|y - G(x, z)\|_1. \quad (10)$$

This loss can constrain the synthesized fake image $G(x, z)$ to be meaningful with the target image y (see Sec. 4.5 for experiments).

Loss \mathcal{L}_{gs} comes from our designed global discriminator and can be expressed as

$$\mathcal{L}_{gs} = \|D_g(y) - D_g(G(x, z))\|_1. \quad (11)$$

This global perceptual similarity loss can constrain the synthesized fake image $G(x, z)$ to be similar with the target image y on perception (see Sec. 4.5 for experiments). This is very important for image-to-image translation tasks with high-level visual information conversion, because these tasks usually require that the synthesized images have reasonable semantics.

Loss \mathcal{L}_{cl} is inspired by the Cascaded Refinement Network (CRN) [2] with the following expression

$$\mathcal{L}_{cl} = \beta \frac{1}{n} \sum_{i=1}^n \|G(x, z)_{\phi_i} - y_{\phi_i}\|_1, \quad (12)$$

where ϕ represents the output feature map of a trained visual perception network and n is the number of feature maps, β is a hyper parameter and we use $\beta = 6.67$ in our experiments. Like CRN, we use a pre-trained deep CNN VGG-19 [26] to provide feature maps for \mathcal{L}_{cl} loss. Unlike CRN that uses both lower-layer and higher-layer activations, we only use the higher-layer feature maps (with size 16×16) for this loss. Layers in the network represent the increasing levels of abstraction (from edges and colors to objects and categories), therefore, for high-level visual information abstraction, the higher layers of a CNN could be more helpful, and the experiments on Sec. 4.5 validate this conclusion.

As shown in Fig. 2, we use U-Net [24] with skip connections [7] as the generator to share the low-level and high-level information between the input and output directly across the net. Besides, to synthesize images with different styles, we use one-hot encoding to provide style info vector z for style control.

4. Experiments

As a typical image-to-image translation task, photo-to-caricature requires high-level visual information conversion, which is very challenging for the state-of-the-art general-purpose solutions. To explore the effect of our proposed model, we tested the method on a variety of datasets for translating faces in the wild from photo to caricature with different styles, and qualitative results are shown in Figs. 4, 10, and 11.

4.1. Dataset and training

Our proposed model is trained in a supervised fashion on a paired face photo-caricature dataset, which was rebuilt based on IIIT-CFW [19]. The IIIT-CFW is a dataset for the cartoon faces in the wild and contains 8928 annotated cartoon faces of famous personalities in the world with varying profession. Also it provides 1000 real faces of the public figure for cross modal retrieval tasks. However, it's not suitable for the training of photo-to-caricature translation task because the face photos and face cartoons² are not paired, *e.g.*, the facial orientation and expression of the photo and caricature for the same person are varying a lot. So we rebuild a photo-caricature dataset with 390 paired images by searching the IIIT-CFW dataset and internet as the training set for our experiments. At inference time, we run the generator net in exactly the same manner as during the training phase. And we have extensively evaluated our method on a variety of datasets with faces in the wild, including IIIT-CFW dataset [19], FEI dataset [28], ADFES dataset [29], CelebA dataset [13], KDEF dataset [14], and WSEFEP dataset [20].

²We consider that caricature is a type of a cartoon or a subset of a cartoon.

4.2. Comparison with state-of-the-arts

Using the IIIT-CFW dataset, we first compare our proposed method with Pix2pix [7], CycleGAN [36], DualGAN [32], and DiscoGAN [8] on photo-to-caricature translation task. All the five models were trained on the same training dataset with 390 paired photo-caricature images and tested on novel data from IIIT-CFW dataset that does not overlap those for training. Fig. 4 shows the experimental results of the comparison.

From Fig. 4, it can be seen that, DiscoGAN loses the structure information totally, Pix2pix makes structure error in almost all cases, while CycleGAN and DualGAN can keep the structure information of the input image but without enough conversion for caricature creation task. Although it's still not good enough for the results of our method compared to human caricaturists, the experiments on photo-to-caricature translation of faces in the wild show considerable performance gain of our proposed method over state-of-the-art image-to-image translation methods, especially the encouraging ability of exaggeration and abstraction. However, due to the very challenging task with less training data but on various styles, our method also messes some details while translation (see the mouth of the first row and the left eye of the third row on our results in Fig. 4).

This experiment also expresses that high-level image-to-image translation tasks like photo-to-caricature are generally more difficult than those low-level translation tasks such as photo-to-sketch, because it not only needs to abstract the facial features, but also requires to exaggerate the emotional expression. So that the pixel-level methods (like Pix2pix) might fail as they force the generator to concentrate on local information rather than whole structure.

4.3. Dual discriminators

In this experiment, we verify the effectiveness of our proposed dual pathway of discriminators. We first use only one patch discriminator (PatchD), and then use dual discriminators with one patch discriminator plus one global discriminator (PatchD+GlobalD), while keeping all other architecture and settings fixed for training and testing. The example results are shown in Fig. 5, one PatchD model almost misses the key structure information on faces, but our dual PatchD+GlobalD model can render the structure of facial features well. It further proves that the PatchD model only concerns the local statistics for tackling low-level image-to-image translation tasks (*e.g.*, photo-to-sketch).

4.4. Parallel convolution evaluation

This section gives the comparison of results by using our ParConv against the standard Conv for CNNs of dual discriminators. The experimental settings are similar with experiment in Sec. 4.3, and the example results are shown in




Figure 4. Comparison of state-of-the-art image-to-image translation methods with our proposed method for face photo-to-caricature translation on IIIT-CFW dataset.



Figure 5. Comparison of only one discriminator (PatchD) with our dual discriminators (PatchD+GlobalD).

Fig. 6. The cases shown in Fig. 6 illustrate that the standard Conv only detect local conjunctions of features without caring global connections of features, so that Conv messes up the facial features such as eyes, ears, nose, and mouth, while




Figure 6. Comparison of standard convolution (Conv) with our parallel convolution (ParConv).

ParConv can deal with this situation owing to the convolution from both the previous layer and the current layer.

4.5. Loss selection

As described in Sec. 3.4, we explore the objective loss of generator by providing three more extra losses \mathcal{L}_{l1} , \mathcal{L}_{gs} , and \mathcal{L}_{cl} . So we designed three experiments to validate the effectiveness of these three losses respectively.

We first consider to check if the extra loss should be provided to the GAN objective, and the second column in Fig. 7 shows the results without any extra loss. It's easy to see that without mixing any extra loss, the adversarial system not only loses to capture the facial features but also falls in mode collapse resulting in almost the same synthesized results for different inputs. So it's necessary to mix the extra loss for GANs dealing with image-to-image translation tasks. The third and fourth column in Fig. 7 illustrate the results by mixing L2 loss \mathcal{L}_{l2} and L1 loss \mathcal{L}_{l1} respectively. It can be seen that L2 loss produces blurry results that are hard to be recognized on the whole face as well as the facial features such as eyes, nose, and mouth. Although L1 loss makes some mistakes in details while translation, the synthesized faces can still be identifiable.

Then we want to verify if the global perceptual similarity loss \mathcal{L}_{gs} coming from our global discriminator is necessary for our adversarial system. Fig. 8 gives the example translated results without and with \mathcal{L}_{gs} under the same architecture and settings. The results on the second column, indicating without \mathcal{L}_{gs} , express some perceptual error on some facial features such as head, eyes, and mouth. And the results on the third column with our \mathcal{L}_{gs} show better performance.




Figure 7. Comparison of extra losses for final objective of generator: without (w/o) \mathcal{L}_{more} , with ($w/$) \mathcal{L}_{12} , and with ($w/$) our \mathcal{L}_{11} .



Figure 8. Comparison of extra losses for final objective of generator: without (w/o) \mathcal{L}_{gs} , and with ($w/$) our \mathcal{L}_{gs} .

At last, we analyze the effect of cascade layer loss \mathcal{L}_{cl} with the different mixtures of output feature maps from different cascade layers, and Fig. 9 reports the compared results. The first row from column two to six shows the results without using \mathcal{L}_{cl} and with different settings of different summing cascade layers respectively, in which the synthesized images are messed by summing more cascade layers, and the more cascade layers the method sums, the more messes the result makes. The second row from column two to six illustrates the results by using \mathcal{L}_{cl} on a single layer, and it is clear to see that, the higher layer the method uses,




Figure 9. Comparison of extra losses for final objective of generator: without (w/o) \mathcal{L}_{cl} , and with ($w/$) \mathcal{L}_{cl} by mixing feature maps from different cascade layers.



Figure 10. Example results of face photo-to-caricature translation with different styles by our method on FEI dataset.

the more meaningful the result is. It also concludes that the higher-layer feature maps could be helpful for high-level image-to-image translation.

4.6. Style control

The caricature has many different styles, such as sketch and oil painting. So it would be useful if we can control the style of translation. To achieve this goal, we divided our paired photo-caricature training dataset into different cartoon style categories, such as sketch, American comics, simple line-drawing, and oil painting, *etc.*, and we trained our model with these categorized images by adding extra one-shot vectors at the bottleneck of U-Net as the auxiliary label information for style control. Then we tested our trained model on FEI dataset [28], and Fig. 10 shows the example results of face photo-to-caricature translation with different styles. It shows that column two expresses the sketch style obviously, while the others can express different levels of exaggeration and artistry, *e.g.*, the translated mouth of the second person (row two). Furthermore, the emotional expression of faces can also be translated and exaggerated by our method.



Figure 11. Example paired inputs (lefts) and outputs (rights) on a variety of face datasets (FEI [28], ADFES [29], CelebA [13], KDEF [14], WSEFEP [20], and IIIT-CFW [19]) for freestyle face caricature creation using our proposed method.

4.7. Freestyle face caricature creation

To evaluate the ability for real applications in the daily life, we tested our method on a variety of face datasets (FEI [28], ADFES [29], CelebA [13], KDEF [14], WSEFEP [20], and IIIT-CFW [19]) to illustrate the photo-to-caricature translation on faces in the wild, and the results are shown in Fig. 11. These freestyle face caricature creation results validate that our model works not bad on arbitrary faces and show the potential value for the related applications.

5. Conclusion and Future Work

We present a novel GAN-based method to deal with high-level image-to-image translation task, *i.e.*, photo-to-caricature translation. The proposed method uses dual discriminators for capturing global structure and local statistics information, and adopts our parallel convolution for Par-CNNs of the dual discriminators for connecting the previous layer and the current layer to avoid structure error, also mixes three more extra losses with the GAN objective to constrain the consistency under exaggeration. Besides, the

style info vector can be used to control the translation for different styles. Experimental results show that our method not only outperforms other state-of-the-art image-to-image translation methods, but also works well on a variety of datasets for photo-to-caricature translation of faces in the wild.

Limitations. Translating photo to caricature is a very challenging high-level image-to-image translation task. Thus, our model also fails in some cases, *e.g.*, the third row in Fig. 4, Fig. 5, and Fig. 8. Although our method can keep the structure information of faces, it is still hard to render the details for providing high-quality caricatures. Besides, it's also sensitive to side face with complex background, *e.g.*, some cases on CelebA and KDEF datasets in Fig. 11.

Future work. With regard to future work, first, it would be interesting to investigate our method on other tasks of high-level image-to-image translation (*e.g.*, human-to-cartoon translation for cartoon movies). Second, in the proposed method, the model still needs to be improved to provided high-quality rendered translated results. Third, we intend to apply our method on the real applications of automatic and intelligent photo-to-caricature translation.

References

- [1] E. Akleman, J. Palmer, and R. Logan. Making extreme caricatures with a new interactive 2D deformation technique with simplicial complexes. In *Proceedings of Visual*, pages 165–170, 2000. 1
- [2] Q. Chen and V. Koltun. Photographic image synthesis with cascaded refinement networks. In *ICCV*, 2017. 1, 4
- [3] Y.-L. Chen, W.-H. Tsai, et al. Automatic generation of talking cartoon faces from image sequences. In *Proceedings of Conferences on Computer Vision, Graphics & Image Processing*, 2004. 2
- [4] H.-Y. Fish Tung, A. W. Harley, W. Seto, and K. Fragkiadaki. Adversarial inverse graphics networks: Learning 2d-to-3d lifting and image-to-image translation from unpaired supervision. In *ICCV*, 2017. 1
- [5] I. Goodfellow, J. Pouget-Abadie, M. Mirza, B. Xu, D. Warde-Farley, S. Ozair, A. Courville, and Y. Bengio. Generative adversarial nets. In *NIPS*, 2014. 1, 2
- [6] I. Gulrajani, F. Ahmed, M. Arjovsky, V. Dumoulin, and A. Courville. Improved training of wasserstein gans. *arXiv preprint arXiv:1704.00028*, 2017. 4
- [7] P. Isola, J.-Y. Zhu, T. Zhou, and A. A. Efros. Image-to-image translation with conditional adversarial networks. In *CVPR*, 2017. 1, 2, 4, 5
- [8] T. Kim, M. Cha, H. Kim, J. Lee, and J. Kim. Learning to discover cross-domain relations with generative adversarial networks. *arXiv preprint arXiv:1703.05192*, 2017. 1, 2, 5
- [9] A. Krizhevsky, I. Sutskever, and G. E. Hinton. ImageNet classification with deep convolutional neural networks. In *NIPS*, 2012. 3
- [10] C. Ledig, L. Theis, F. Huszar, J. Caballero, A. Cunningham, A. Acosta, A. Aitken, A. Tejani, J. Totz, Z. Wang, and W. Shi. Photo-realistic single image super-resolution using a generative adversarial network. In *CVPR*, 2017. 1, 2
- [11] C. Li and M. Wand. Precomputed real-time texture synthesis with markovian generative adversarial networks. In *ECCV*, 2016. 1, 2
- [12] P.-Y. C. W.-H. Liao and T.-Y. Li. Automatic caricature generation by analyzing facial features. In *ACCV*, 2004. 2
- [13] Z. Liu, P. Luo, X. Wang, and X. Tang. Deep learning face attributes in the wild. In *ICCV*, 2015. 2, 5, 8
- [14] D. Lundqvist, A. Flykt, and A. Öhman. The karolinska directed emotional faces (KDEF). *Department of Clinical Neuroscience, Psychology section, Karolinska Institutet*, 1998. 2, 5, 8
- [15] W. C. Luo, P. C. Liu, and M. Ouhyoung. Exaggeration of facial features in caricaturing. In *Proceedings of International Computer Symposium*, 2002. 2
- [16] A. L. Maas, A. Y. Hannun, and A. Y. Ng. Rectifier nonlinearities improve neural network acoustic models. In *ICML*, 2013. 4
- [17] M. Mathieu, C. Couprie, and Y. LeCun. Deep multi-scale video prediction beyond mean square error. *arXiv preprint arXiv:1511.05440*, 2015. 2
- [18] M. Mirza and S. Osindero. Conditional generative adversarial nets. *arXiv preprint arXiv:1411.1784*, 2014. 1, 2
- [19] A. Mishra, S. N. Rai, A. Mishra, and C. Jawahar. IIIT-CFW: A benchmark database of cartoon faces in the wild. In *EC-CVW*, 2016. 2, 5, 8
- [20] M. Olszanowski, G. Pochwatko, K. Kuklinski, M. Scibor-Rylski, P. Lewinski, and R. K. Ohme. Warsaw Set of Emotional Facial Expression Pictures: a validation study of facial display photographs. *Frontiers in Psychology*, 5:1516, 2015. 2, 5, 8
- [21] D. Pathak, P. Krahenbuhl, J. Donahue, T. Darrell, and A. A. Efros. Context encoders: Feature learning by inpainting. In *CVPR*, 2016. 2, 4
- [22] A. Radford, L. Metz, and S. Chintala. Unsupervised representation learning with deep convolutional generative adversarial networks. In *ICLR*, 2016. 1
- [23] S. Reed, Z. Akata, X. Yan, L. Logeswaran, B. Schiele, and H. Lee. Generative adversarial text to image synthesis. In *ICML*, 2016. 2
- [24] O. Ronneberger, P. Fischer, and T. Brox. U-Net: Convolutional networks for biomedical image segmentation. In *MIC-CAI*, 2015. 5
- [25] M. Sela, E. Richardson, and R. Kimmel. Unrestricted facial geometry reconstruction using image-to-image translation. In *ICCV*, 2017. 1
- [26] K. Simonyan and A. Zisserman. Very deep convolutional networks for large-scale image recognition. In *ICLR*, 2015. 5
- [27] Y. Taigman, A. Polyak, and L. Wolf. Unsupervised cross-domain image generation. In *ICLR*, 2017. 1, 2
- [28] C. E. Thomaz and G. A. Giralaldi. A new ranking method for principal components analysis and its application to face image analysis. *Image and Vision Computing*, 28(6):902–913, 2010. 2, 5, 7, 8
- [29] J. Van Der Schalk, S. T. Hawk, A. H. Fischer, and B. Doosje. Moving faces, looking places: validation of the Amsterdam Dynamic Facial Expression Set (ADFES). *Emotion*, 11(4):907, 2011. 2, 5, 8
- [30] X. Wang and A. Gupta. Generative image modeling using style and structure adversarial networks. In *ECCV*, 2016. 1, 2
- [31] X. Yan, J. Yang, K. Sohn, and H. Lee. Attribute2image: Conditional image generation from visual attributes. In *ECCV*, 2016. 2
- [32] Z. Yi, H. Zhang, P. Tan, and M. Gong. DualGAN: Unsupervised dual learning for image-to-image translation. In *ICCV*, 2017. 1, 2, 5
- [33] H. Zhang, V. Sindagi, and V. M. Patel. Image de-raining using a conditional generative adversarial network. *arXiv preprint arXiv:1701.05957*, 2017. 2
- [34] L. Zhang, Y. Ji, and X. Lin. Style transfer for anime sketches with enhanced residual u-net and auxiliary classifier gan. *arXiv preprint arXiv:1706.03319*, 2017. 2
- [35] J.-Y. Zhu, P. Krähenbühl, E. Shechtman, and A. A. Efros. Generative visual manipulation on the natural image manifold. In *ECCV*, 2016. 1
- [36] J.-Y. Zhu, T. Park, P. Isola, and A. A. Efros. Unpaired image-to-image translation using cycle-consistent adversarial networks. In *ICCV*, 2017. 1, 2, 5