

Valid Inference Corrected for Outlier Removal

Shuxiao Chen*, Jacob Bien†

November 29, 2017

Abstract

Ordinary least square (OLS) estimation of a linear regression model is well-known to be highly sensitive to outliers. It is common practice to first identify and remove outliers by looking at the data then to fit OLS and form confidence intervals and p -values on the remaining data as if this were the original data collected. We show in this paper that this “detect-and-forget” approach can lead to invalid inference, and we propose a framework that properly accounts for outlier detection and removal to provide valid confidence intervals and hypothesis tests. Our inferential procedures apply to any outlier removal procedure that can be characterized by a set of *quadratic constraints* on the response vector, and we show that several of the most commonly used outlier detection procedures are of this form. Our methodology is built upon recent advances in *selective inference* (Taylor & Tibshirani 2015), which are focused on inference corrected for variable selection. We conduct simulations to corroborate the theoretical results, and we apply our method to two classic data sets considered in the outlier detection literature to illustrate how our inferential results can differ from the traditional *detect-and-forget* strategy. A companion R package, **outference**, implements these new procedures with an interface that matches the functions commonly used for inference with `lm` in R.

1 Introduction

Linear regression is routinely used in just about every field of science. In introductory statistics courses, students are shown cautionary examples of how even a single outlier can wreak havoc in ordinary least squares (OLS). Outliers can arise for a variety of reasons, including recording errors and the occurrence of rare phenomena, and they often go unnoticed without careful inspection (see, e.g., Belsley et al. 2005). Given this reality, one route taken by statisticians is *robust regression*, in which the least-squares loss function is replaced with other functions that are less sensitive to outliers, such as the Huber loss (Huber & Ronchetti 1981) or the least absolute deviation loss (see, e.g., Bloomfield & Steiger 1984). Yet in practice OLS remains the predominant approach, presumably due to its accompanying inferential procedures, which are elegant and easy to use. Thus, the most common approach is a two-step procedure, which we will refer to as *detect-and-forget*:

1. detect and then remove outliers;
2. fit OLS and perform inference on the remaining data *as if this were the original data set*.

While this common approach is attractive for its simplicity, we will show that it can lead to confidence intervals and hypothesis tests with incorrect operating characteristics. In particular, this *detect-and-forget* approach is problematic for its use of the same data twice. While the term “outlier removal” might lead one to think of Step 1 as a clear-cut, essentially deterministic step, in fact Step 1 should instead be thought of as “potential outlier removal,” an imperfect process in which one has some probability of removing non-outliers, a process that can alter the distribution of the data. The act of searching for and removing potential outliers must be considered as part of the data-fitting procedure and thus must be considered in Step 2 when inference is being performed.

*Department of Biological Statistics and Computational Biology, Cornell University

†Data Sciences and Operations, Marshall School of Business, University of Southern California

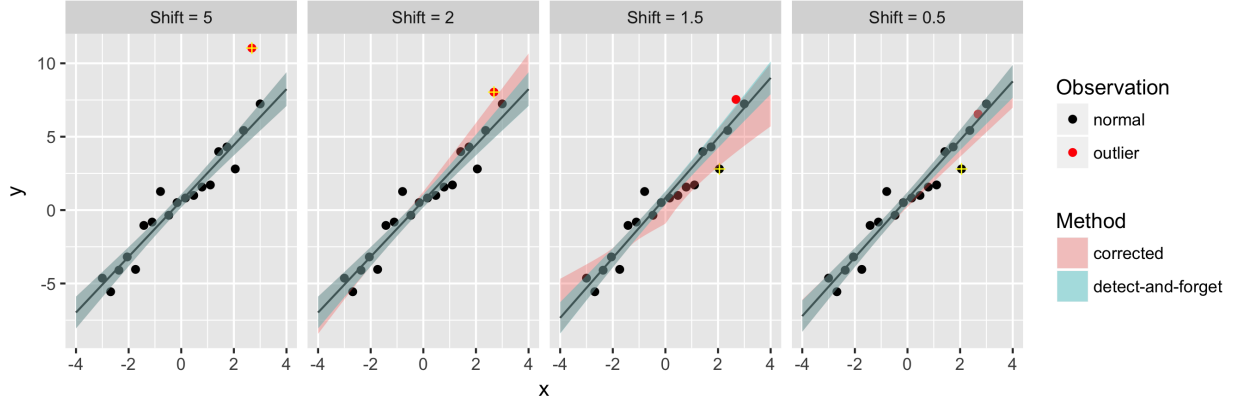


Figure 1: Confidence intervals for the regression surface. Normal data are in black while the only outlier is marked in red. The point with a yellow cross is the detected outlier which has the largest Cook’s distance. The black line is the regression line fitted using the data in which the detected outlier is removed.

Similar concerns over “double dipping” are well-known in prediction problems, in which *sample splitting* (into training and testing sets) is a common remedy. However, such a strategy does not translate in an obvious way to the outlier problem: If one removes outliers on a subset of observations and performs inference on the remaining observations, then one is of course left vulnerable to outliers in the second set that could throw off the inference stage.

To illustrate how the *detect-and-forget* strategy can be problematic, consider the situation shown in Figure 1, in which there are 19 “normal” points (in black), and a single “outlier” point (in red) has been shifted upward by different magnitudes. For this illustration, we use a well-known approach for outlier detection called *Cook’s distance* (Cook 1977):

$$D_i = \frac{\hat{\varepsilon}_i^2}{p\hat{\sigma}^2} \frac{h_{ii}}{(1 - h_{ii})^2}, \quad (1)$$

where $\hat{\varepsilon}_i$ is the i -th residual from OLS on the entire data set, $\hat{\sigma}^2 := \|\hat{\varepsilon}\|_2^2/(n - p)$ is the scaled sum of squares, and h_{ii} is the i -th diagonal entry of the hat matrix $X(X^T X)^{-1}X^T$. We declare the observation with the largest Cook’s distance to be the outlier (indicated in the figure by a yellow cross) and then refit the regression model with this point removed (black regression line). We then construct confidence intervals for the *regression surface* in two different ways: first, using the traditional *detect-and-forget* strategy, which ignores the outlier removal step, and second using *corrected-exact*, a method we will introduce in this paper, which properly corrects for the removal. When the outlier is obvious (leftmost panel), our method makes no discernible correction. With such a pronounced separation between the outlier and non-outliers, Step 1 is unlikely to have removed a non-outlier, and thus the distribution of the data for inference is likely unaltered. However, when the outlier is less easily distinguished from the data, our corrected confidence intervals are noticeably different from the classical ones. In particular, the *corrected-exact* intervals are pulled in the direction of the removed data point, thereby accounting for the possibility that the removed point may not in fact have been an outlier.

While Figure 1 shows only a single realization of the two intervals in four different scenarios, Figure 2 shows the empirical coverage probability, averaged over 2000 realizations, of these two types of confidence intervals along the regression surface for the same four scenarios. We see that when the outlier signal is strong (leftmost panel), both *detect-and-forget* and *corrected* intervals achieve 95% coverage, as desired. However, as the outlier signal decreases, the *detect-and-forget* intervals begin to break down, while our *corrected* intervals remain unaffected. Indeed, we will show in this paper how all sorts of inferential statements (confidence intervals for regression coefficients, coefficient t -tests, F -tests, etc.) can be thrown off using a *detect-and-forget* strategy but can be corrected with a proper accounting for the outlier detection and removal step.

The machinery underlying our methodology is built on recent advances in *selective inference* (Fithian et al. 2014, Taylor & Tibshirani 2015), specifically the framework introduced in Lee et al. (2016), Loftus & Taylor (2015), and it fits within the framework of *interactive data analysis* introduced by Bi et al. (2017).

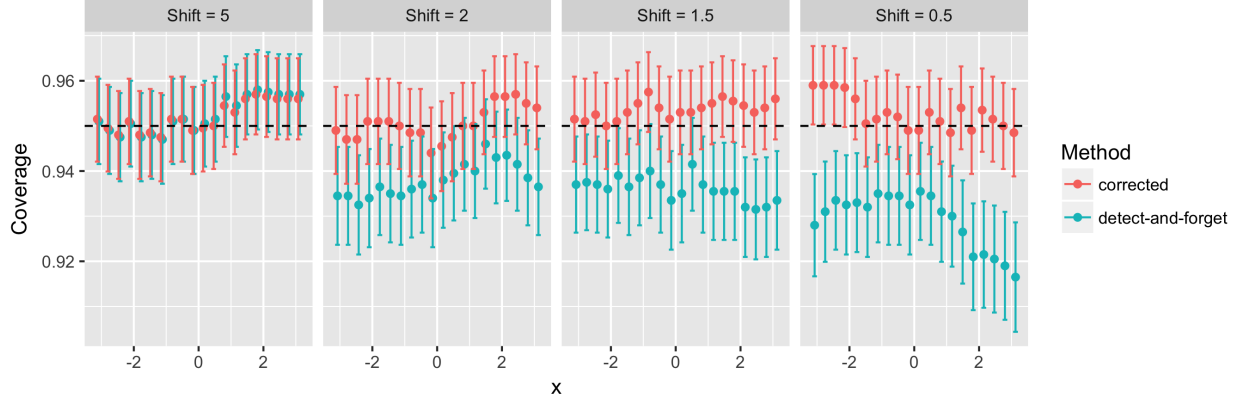


Figure 2: Empirical coverage probability along the regression surface (across 2000 realizations). The dashed line represents 95% coverage.

We give a brief introduction to the philosophy of selective inference in the context of outlier detection and refer readers to Fithian et al. (2014) for more details.

We assume a standard regression setting, $(y, X) \in \mathbb{R}^n \times \mathbb{R}^{n \times p}$ with $y \sim N(\mu, \sigma^2 I_n)$, where $\mu_i = x_i^T \beta^*$ for $i \in M^*$. Here M^* is the set of *non-outliers*. If M is the set of detected *non-outliers*, then the *detect-and-forget* strategy forms the OLS estimator on the subset of observations in M , $\hat{\beta}^M = X_{M,\cdot}^+ y_M$ (where y_M and $X_{M,\cdot}$ are formed by taking rows indexed by M , and $X_{M,\cdot}^+$ is the Moore-Penrose pseudoinverse of $X_{M,\cdot}$), and then proceeds with inference assuming that

$$\hat{\beta}^M \sim N(\beta^*, \sigma^2 [X_{M,\cdot}^T X_{M,\cdot}]^{-1}).$$

However, the above assumes that M is non-random (or at least independent of y) and that $M \subseteq M^*$, i.e. all true outliers have been successfully removed. However, in practice the set of declared non-outliers is in fact a function of the data, $\widehat{M}(y, X)$, and thus to perform inference would in principle require an understanding of the distribution of the much more complicated random variable

$$\hat{\beta}^{\widehat{M}(y, X)} = X_{\widehat{M}(y, X), \cdot}^+ y_{\widehat{M}(y, X)}.$$

For general outlier removal procedures $\widehat{M}(y, X)$, such as “make plots and inspect by eye,” the above distribution may be completely unobtainable. However, in this paper we define a class of outlier removal procedures for which the *conditional* distribution

$$\hat{\beta}^{\widehat{M}(y, X)} \mid \widehat{M}(y, X)$$

can be precisely characterized. Access to this conditional distribution will allow us to construct confidence intervals and p -values that are valid conditional on the set of outliers selected. For example, we will produce a procedure for forming outlier-removal-aware confidence intervals $C_j^M(y, X)$ such that

$$\mathbb{P}(\beta_j^* \in C_j^M(y, X) \mid \widehat{M}(y, X) = M) \geq 1 - \alpha$$

for all subsets M that do not include a true outlier. If one could be certain that $\widehat{M}(y, X) \subseteq M^*$ (i.e., the procedure is adjusted to be sufficiently conservative and outliers are known to be sufficiently large), then such conditional coverage statements can be translated into a marginal (i.e., traditional) coverage statement:

$$\mathbb{P}(\beta_j^* \in C_j^{\widehat{M}(y, X)}(y, X)) \geq 1 - \alpha.$$

However, in practice we do not know if all true outliers have been successfully removed. If $\widehat{M}(y, X) \not\subseteq M^*$, then OLS is no longer guaranteed to produce an unbiased estimate of β^* . OLS performed on the observations

in M instead estimates a parameter β^M , which depends on both β^* and on $\mu_{M \setminus M^*}$, the mean of the true outliers that were not detected:

$$\beta^M := \arg \min_{\beta \in \mathbb{R}^p} \mathbb{E}[\|y_M - X_{M,\cdot} \beta\|_2^2] = X_{M,\cdot}^+ \mu_M. \quad (2)$$

The goal of this paper is not to improve the performance of outlier removal procedures—certainly there is already extensive work in the literature on outlier removal. Rather, our goal is to provide valid inferential statements for someone who has chosen to use a particular outlier removal procedure, $\widehat{M}(y, X)$. Thus, to stay within the scope of this problem, we will simply acknowledge that if a procedure $\widehat{M}(y, X)$ is prone to failing to identify outliers, then one cannot hope to estimate β^* but must instead focus on estimating and performing inference for $\beta^{\widehat{M}(y, X)}$, which reflects more accurately than β^* the relationship between X and y in the data that is provided to us by $\widehat{M}(y, X)$. For example, we will provide intervals with guaranteed coverage of $\beta^{\widehat{M}(y, X)}$:

$$\mathbb{P}(\beta_j^{\widehat{M}(y, X)} \in C_j^{\widehat{M}(y, X)}(y, X)) \geq 1 - \alpha.$$

We will likewise provide all the standard confidence intervals and hypothesis tests for regression but focused on $\beta^{\widehat{M}(y, X)}$ in place of β^* .

The rest of the paper is organized as follows: in Section 2 we formulate the problem more precisely and describe the class of outlier detection procedures over which our framework applies; Section 3 describes our methodology for forming confidence intervals and extracting p -values that are properly corrected for outlier removal; Section 4 provides empirical comparisons of the naive *detect-and-forget* strategy and our method, both through comprehensive simulations and a re-analysis of two data sets previously studied in the outlier removal literature; Section 5 gives a discussion and possible next steps.

We conclude this section by introducing some notation that will be used throughout this paper. For $n \in \mathbb{N}$, we let $[n] := \{1, 2, \dots, n\}$. For a matrix X , we let $\mathcal{C}(X)$ be its column space and $\text{tr}(X)$ be its trace. We let $X_{I,J}$ be the submatrix formed by rows and columns indexed by I and J , respectively, and we let $X_{I,\cdot}$ be the submatrix formed by rows indexed by I . We denote X^+ as its Moore-Penrose pseudoinverse. We let P_X be the projection matrix onto $\mathcal{C}(X)$ and $P_X^\perp := I - P_X$. For a submatrix $X_{I,J}$, we write $P_{I,J} := P_{X_{I,J}}$ when there is no ambiguity. We use \perp to denote statistical independence.

2 Problem Formulation

2.1 The General Setup

We elaborate on the framework described in the previous section, introducing some additional notation. We assume $y = \mu + \varepsilon$, where $y \in \mathbb{R}^n$, $\varepsilon \sim N(0, \sigma^2 I_n)$ and consider the *mean-shift model*,

$$\mu = X\beta^* + u^*, \quad (3)$$

where $\beta^* \in \mathbb{R}^p$, and X is a non-random matrix of predictors. The set $M^* = [n] \setminus \text{supp}(u^*)$ is the index set of *true non-outliers*; equivalently, M^{*c} is the index set of true outliers. By definition of M^* , $u_{M^*}^* = 0$ and $u_i^* \neq 0$ for $i \in M^{*c}$. We denote a data-dependent outlier removal procedure, $\widehat{M} : \mathbb{R}^n \rightarrow 2^{[n]}$, as a function mapping the data y to the index set of *detected non-outliers* (for notational ease, we suppress the dependence of \widehat{M} on X since X is treated as non-random). We will assume throughout that $X_{\widehat{M}(y),\cdot}$ has linearly independent columns.

For a fixed subset of the observations $M \subseteq [n]$, the parameter β^M defined in (2) represents the *best linear approximation* of μ_M using the p predictors in $X_{M,\cdot}$. In what follows, we will provide hypothesis tests and confidence intervals for β^M conditional on the event $\{\widehat{M}(y) = M\}$.

Combining (2) and (3) with the assumption that $X_{M,\cdot}$ has linearly independent columns,

$$\begin{aligned} \beta^M &= X_{M,\cdot}^+ (X_{M,\cdot} \beta^* + u_M^*) \\ &= \beta^* + X_{M,\cdot}^+ u_M^*. \end{aligned}$$

Since $u_{M^*} = 0$, it follows that $\beta^M = \beta^*$ when $M \subseteq M^*$. This result makes it clear that if one wishes to make statements about β^* , then one must ensure that the procedure \widehat{M} is screening out all outliers.

Our focus will be on performing inference on β^M conditional on the event $\{\widehat{M}(y) = M\}$. Importantly, such inferential procedures in fact provide asymptotically valid inferences for β^* as long as one's outlier removal procedure asymptotically detects all outliers. For example, the next proposition establishes that confidence intervals providing conditional coverage of β_j^M given $\{\widehat{M}(y) = M\}$ do in fact achieve traditional (i.e., unconditional) coverage of β_j^* asymptotically if one is using an outlier detection procedure that is guaranteed to screen out all outliers as $n \rightarrow \infty$.

Proposition 2.1. *For y generated through the mean-shift model (3), consider intervals $C_j^{\widehat{M}}$, satisfying $\mathbb{P}(\beta_j^{\widehat{M}} \in C_j^{\widehat{M}} \mid \widehat{M} = M) = 1 - \alpha$. If the outlier detection procedure \widehat{M} satisfies $\mathbb{P}(\widehat{M} \subseteq M^*) \rightarrow 1$ as $n \rightarrow \infty$, then we have $\mathbb{P}(\beta_j^* \in C_j^{\widehat{M}}) \rightarrow 1 - \alpha$.*

Proof. See Appendix D.1 for a detailed proof. \square

This proposition is based on two simple observations: first, that conditional coverage of β^M implies unconditional coverage of β^M ; second, that $\widehat{M} \subseteq M^*$ implies that $\beta^{\widehat{M}} = \beta^*$.

Such a screening property is reasonable to demand of an outlier detection procedure, and related results exist in the literature (Zhao et al. 2013). For example, consider using Cook's distance (1) to detect outliers:

$$\widehat{M}(y) = \{i : D_i < \lambda/n\}, \quad (4)$$

where λ is a prespecified cutoff. In Appendix A, we provide conditions (based on a result of Zhao et al. 2013) under which $\mathbb{P}(\widehat{M} = M^*) \rightarrow 1$ for an appropriate choice of λ . While $\lambda = 0$ would trivially satisfy the screening property, we of course need a procedure that leaves sufficient observations for estimation and inference.

2.2 Quadratic Outlier Detection Procedures

In this section we define a general class of outlier detection procedures for which our methodology will apply. We then show that this class includes several of the most famous outlier detection procedures.

Definition 2.2. We say an outlier detection procedure is *quadratic* if the event $\{\widehat{M}(y) = M\} = \{y \in \mathcal{E}_M\}$, where

$$\mathcal{E}_M := \mathfrak{X}(\{\mathcal{E}_{M,i}\}_{i \in I_M}), \quad (5)$$

$$\mathcal{E}_{M,i} := \{y \in \mathbb{R}^n : y^T Q_{M,i} y + a_{M,i}^T y + b_{M,i} \geq 0\}, \quad (6)$$

for some finite index set I_M and some $Q_{M,i} \in \mathbb{R}^{n \times n}$, $a_{M,i} \in \mathbb{R}^n$, $b_{M,i} \in \mathbb{R}$, and \mathfrak{X} denotes a general set operator that maps a finite family of sets to a single set.

Generally, \mathfrak{X} should be thought of as taking finite unions, intersections, and complements. The above definition is a direct generalization of Definition 1.1 of Loftus & Taylor (2015), in which $\mathfrak{X} \equiv \bigcap$. We will see that many outlier detection procedures are quadratic in the sense of Definition 2.2. While most of the time the definition in Loftus & Taylor (2015) will apply, there are certain cases that require our generalization (see Appendix C.2 for a specific example). The next proposition shows that outlier detection using Cook's distance is quadratic in the sense of Definition 2.2.

Proposition 2.3. *Outlier detection using Cook's distance (4) is quadratic with*

$$\mathcal{E}_M = \bigcap_{i \in [n]} \mathcal{E}_{M,i}, \quad (7)$$

$$\mathcal{E}_{M,i} = \begin{cases} \mathcal{E}_{M,i}^{\text{Cook}} & \text{if } i \in M \\ (\mathcal{E}_{M,i}^{\text{Cook}})^c & \text{if } i \in M^c \end{cases}, \quad (8)$$

$$\mathcal{E}_{M,i}^{\text{Cook}} := \left\{ y \in \mathbb{R}^n : y^T \left(\frac{\lambda p}{n} (1 - h_i)^2 P_X^\perp - (n - p) h_i P_X^\perp e_i e_i^T P_X^\perp \right) y > 0 \right\}. \quad (9)$$

Proof. We may write $D_i = \left(y^T (P_X^\perp e_i e_i^T P_X^\perp) y / y^T P_X^\perp y \right) \cdot \left((n-p)h_i / p(1-h_i)^2 \right)$, where e_i is i -th standard basis for \mathbb{R}^n and $h_i = (P_X)_{ii}$. Plugging this expression to $\widehat{M} = \{i : D_i < \lambda/n\}$ and $\widehat{M}^c = \{i : D_i \geq \lambda/n\}$ gives the desired result. \square

As a second example, we consider the *soft-IPOD* method (She & Owen 2011), which identifies outliers using a lasso penalty (Tibshirani 1996) within the context of the mean-shift model (3):

$$(\widehat{\beta}_\lambda, \widehat{u}_\lambda) = \arg \min_{\beta \in \mathbb{R}^p, u \in \mathbb{R}^n} \frac{1}{2n} \|y - X\beta - u\|_2^2 + \lambda \|u\|_1. \quad (10)$$

The ℓ_1 -penalty induces sparsity in \widehat{u}_λ , and one takes $\widehat{M}(y) = \{i : \widehat{u}_{\lambda,i} = 0\}$ as the detected non-outliers. In Appendix C, this approach is shown to be a quadratic outlier detection procedure. Interestingly, $\widehat{\beta}_\lambda$ can be equivalently expressed as the minimizer of the Huber loss function (as observed in She & Owen 2011):

$$\min_{\beta \in \mathbb{R}^p} \frac{1}{n} \sum_{i=1}^n \rho(y_i - X_{i,\cdot} \beta, \lambda) \quad \text{where} \quad \rho(r) = \begin{cases} \frac{1}{2} r^2 & \text{if } |r| \leq \lambda \\ \lambda |r| - \frac{1}{2} \lambda^2 & \text{if } |r| > \lambda, \end{cases}$$

with the elements of $\widehat{M}(y)$ corresponding to those residuals in the quadratic (rather than linear) region of Huber's loss function. Thus, applied in this example, the methodology of this paper provides valid "inference after robust regression."

One more outlier detection method, called DFFITS (Welsch & Kuh 1977), is described in Appendix C, where it is shown to be quadratic. The only outlier detection method we know of that is not quadratic is the Θ -IPOD procedure of She & Owen (2011) when Θ is not soft-thresholding.

3 Inference Corrected for Outlier Removal

In this section, we describe how the standard inferential tools of OLS can be corrected to account for outlier removal. The only requirement is that the outlier detection procedure be quadratic (as defined in the previous section). The inferential statements are made conditional on the event $\{\widehat{M}(y) = M\}$ and are about the parameter β^M . As previously discussed, such statements translate to unconditional statements about β^* when $\widehat{M} \subseteq M^*$, that is, when all true outliers are removed. Section 3.1 treats the case in which σ is known. Section 3.2 provides procedures for the case when σ is unknown.

3.1 Confidence Intervals and Hypothesis Tests When σ Is Known

In this section, we suppose that σ is known and provide confidence intervals and hypothesis tests. In the classical setting, inference is based on the normal and χ^2 distributions and typically involves individual regression coefficients β_j^M , the regression surface $x_0^T \beta^M$, or groups of regression coefficients β_g^M . We begin by observing that both β_j^M and $x_0^T \beta^M$ are of the form $\nu^T \mu$ for some vector ν that depends on M : $\beta_j^M = e_j^T X_{M,\cdot}^+ I_{M,\cdot} \mu$ and $x_0^T \beta^M = x_0^T X_{M,\cdot}^+ I_{M,\cdot} \mu$. The next theorem gives a unified treatment of these two cases that will allow us to construct confidence intervals and p -values that properly account for outlier removal.

Theorem 3.1. *Assume the outlier detection procedure $\{\widehat{M} = M\}$ is quadratic as in Definition 2.2. Let $\nu \in \mathbb{R}^n$ be a vector that may depend on M . Define*

$$\mathcal{Z} := \frac{\nu^T y}{\sigma \|\nu\|_2}, \quad z := P_\nu^\perp y = \left(I - \frac{\nu \nu^T}{\|\nu\|_2^2} \right) y.$$

We have

$$\mathcal{Z} \mid \{\widehat{M} = M, z\} \sim TN\left(\frac{\nu^T \mu}{\sigma \|\nu\|_2}, 1; E_{M,z}\right), \quad (11)$$

where $TN(\xi, \gamma^2; E)$ denotes a $N(\xi, \gamma^2)$ random variable truncated to the set E . And we can compute $E_{M,z}$ by finding the roots of a finite set of quadratic polynomials:

$$E_{M,z} = \mathfrak{X}(\{E_{M,z,k}\}_{k \in I_M}), \quad (12)$$

$$E_{M,z,k} = \{\mathcal{Z} \in \mathbb{R} : \frac{\sigma^2 \nu^T Q_{M,k} \nu}{\|\nu\|_2^2} \mathcal{Z}^2 + \frac{2\sigma(z^T Q_{M,k} \nu + a_{M,k}^T \nu)}{\|\nu\|_2} \mathcal{Z} + z^T Q_{m,k} z + a_{M,k}^T z + b_{M,k} \geq 0\}. \quad (13)$$

Thus, letting F_{ξ, γ^2}^E be the CDF of a $TN(\xi, \gamma^2; E)$ random variable, we have

$$1 - F_{\frac{\nu^T \mu}{\sigma \|\nu\|_2}, 1}^{E_{M,z}}(\mathcal{Z}) \mid \{\widehat{M} = M\} \sim \text{unif}(0, 1). \quad (14)$$

Proof. See Appendix D.3. \square

The classical analogue to the above theorem is the (much simpler!) statement that $\mathcal{Z} \sim N(\nu^T \mu / [\sigma \|\nu\|_2], 1)$.

This theorem is essentially a generalization of Lee et al. (2016, Theorem 5.2) and a special case of Loftus & Taylor (2015, Theorem 3.1); however, a key difference is that these works are focused on accounting for variable selection rather than outlier removal (which, in essence, is “observation selection”).

3.1.1 Corrected Confidence Intervals

We begin by applying Theorem 3.1 to get confidence intervals corrected for outlier removal.

Corollary 3.2. *Under the conditions and notation of Theorem 3.1, if we find L and U such that*

$$L : F_{\frac{L}{\sigma \|\nu\|_2}, 1}^{E_{M,z}}(\mathcal{Z}) = 1 - \frac{\alpha}{2} \quad (15)$$

$$U : F_{\frac{U}{\sigma \|\nu\|_2}, 1}^{E_{M,z}}(\mathcal{Z}) = \frac{\alpha}{2}, \quad (16)$$

then $[L, U]$ is a valid $(1 - \alpha)$ selective confidence interval for $\nu^T \mu$. That is,

$$\mathbb{P}(\nu^T \mu \in [L, U] \mid \widehat{M} = M) = 1 - \alpha. \quad (17)$$

Proof. See Appendix D.3. \square

This result encompasses the two most common types of confidence intervals arising in regression: intervals for the regression coefficients β_j^M and intervals for the regression surface $x_0^T \beta^M$.

Corollary 3.3. *We write $\beta_j^M = \nu_{\text{coef}, j}^T \mu$ and $x_0^T \beta^M = \nu_{\text{surf}}^T \mu$, where $\nu_{\text{coef}, j} = (e_j^T X_{M, \cdot}^+, I_{M, \cdot})^T$ and $\nu_{\text{surf}} = (x_0^T X_{M, \cdot}^+, I_{M, \cdot})^T$. Then Theorem 3.1 and Corollary 3.2 apply.*

A third type of interval common in regression is the prediction interval, intended to cover $x_0^T \beta^M + \varepsilon_0$, where $x_0 \in \mathbb{R}^p$ is a new data point and $\varepsilon_0 \sim N(0, \sigma^2)$ is independent of ε . While $\nu^T y \mid \{\widehat{M} = M, z\}$ is a truncated normal random variable, $\nu^T y + \varepsilon_0 \mid \{\widehat{M} = M, z\}$ is not, so the strategy adopted in Theorem 3.1 does not directly apply to this case. Instead we employ a simple (but conservative) strategy.

Proposition 3.4. *Let $\varepsilon_0 \sim N(0, \sigma^2)$ be the noise independent of y . For a given significance level $\alpha \in (0, 1)$, let $\tilde{\alpha} \in (0, \alpha)$. Given $x_0 \in \mathbb{R}^p$, let $[L_{\tilde{\alpha}}, U_{\tilde{\alpha}}]$ be the $(1 - \tilde{\alpha})$ selective confidence intervals for $x_0^T \beta^M$ as defined in (15) and (16). Then we have*

$$\mathbb{P}\left(L_{\tilde{\alpha}} - \Phi^{-1}\left(1 - \frac{\alpha - \tilde{\alpha}}{2}\right)\sigma \leq x_0^T \beta^M + \varepsilon_0 \leq U_{\tilde{\alpha}} + \Phi^{-1}\left(1 - \frac{\alpha - \tilde{\alpha}}{2}\right)\sigma \mid \widehat{M} = M\right) \geq 1 - \alpha, \quad (18)$$

where Φ is the CDF of a standard normal distribution.

Proof. See Appendix D.4 for a detailed proof. \square

Remark. In practice, we can optimize over $\tilde{\alpha}$ so that the length of the interval is minimized.

3.1.2 Corrected Hypothesis Tests

Theorem 3.1 allows us to form selective hypothesis tests about the parameter $\nu^T \mu$ where ν may depend on the selected index set of observations M .

Corollary 3.5. *Under the conditions and notation of Theorem 3.1, the quantity*

$$1 - F_{0,1}^{E_{M,z}}(\mathcal{Z}) \Big| \{\widehat{M} = M\} \sim \text{unif}(0,1).$$

gives a valid selective p -value for testing $H_0 : \nu^T \mu = 0$.

Proof. See Appendix D.3. □

The most common application of the above would be for testing whether a specific regression coefficient is zero, conditional on M being the selected set of non-outliers: $H_0(M, j) : \beta_j^M = 0$ for $j \in [p]$.

As a generalization, we next focus on testing $H_0(M, g) : \beta_g^M = 0$ for $g \subseteq [p]$. We begin with an alternative characterization of $H_0(M, g)$.

Proposition 3.6. *Set $\tilde{X}_{M,g} = (I_{|M|} - P_{M,g^c})X_{M,g}$, where P_{M,g^c} is the projection matrix onto $\mathcal{C}(X_{M,g^c})$. Let $\check{P}_{M,g}$ be the projection matrix onto $\mathcal{C}(\tilde{X}_{M,g})$. Then we have*

$$\beta_g^M = 0 \Leftrightarrow \tilde{X}_{M,g}^+ \mu_M = 0 \Leftrightarrow \check{P}_{M,g} \mu_M = 0. \quad (19)$$

Further, define

$$\check{P}_{M,g} := \begin{pmatrix} \check{P}_{M,g} & 0_{|M| \times (n-|M|)} \\ 0_{(n-|M|) \times |M|} & 0_{(n-|M|) \times (n-|M|)} \end{pmatrix}.$$

Then $\check{P}_{M,g}$ is an orthogonal projection matrix (it is symmetric and idempotent), and we have

$$\beta_g^M = 0 \Leftrightarrow \check{P}_{M,g} \mu = 0. \quad (20)$$

Proof. See Appendix D.5 for a detailed proof. □

Remark. This proposition characterizes $H_0(M, g)$ as testing the projection of μ . In the non-selective case, testing $P\mu = 0$ for some projection matrix P can be done based on $\sigma^{-2}y^T P y \sim \chi_{\text{tr}(P)}^2$ under $P\mu = 0$. We would expect that in the selective case, such tests can be done based on a truncated χ^2 distribution.

Theorem 3.7. *Assume the outlier detection procedure $\{\widehat{M} = M\}$ is quadratic as in Definition 2.2. Define*

$$\mathcal{X} := \frac{\|\check{P}_{M,g} y\|_2}{\sigma}, \quad (21)$$

$$w := \frac{\check{P}_{M,g} y}{\|\check{P}_{M,g} y\|_2} = \frac{\check{P}_{M,g} y}{\sigma \mathcal{X}}, \quad (22)$$

$$z := \check{P}_{M,g}^\perp y. \quad (23)$$

Under $H_0(M, g) : \beta_g^M = 0$, we have

$$\mathcal{X}^2 \Big| \{\widehat{M} = M, w, z\} \sim T\chi_{\text{tr}(\check{P}_{M,g})}^2(E_{M,w,z}), \quad (24)$$

where the R.H.S is a central χ^2 random variable with $df = \text{tr}(\check{P}_{M,g})$ truncated to the set $E_{M,w,z}$. And we can compute $E_{M,w,z}$ by finding the roots of a finite set of quadratic polynomials:

$$E_{M,w,z} = \mathfrak{X}(\{E_{M,w,z,k}\}_{k \in I_M}), \quad (25)$$

$$E_{M,w,z,k} = \{\mathcal{X}^2 : \mathcal{X} \geq 0, (\sigma^2 w^T Q_{M,k} w) \mathcal{X}^2 + (2\sigma w^T Q_{M,k} z + \sigma a_{M,k}^T w) \mathcal{X} + z^T Q_{M,k} z + a_{M,k}^T z + b_{M,k} \geq 0\}. \quad (26)$$

Further, letting F_{df}^E be the CDF of a $T\chi_{df}^2(E)$ random variable, we have

$$1 - F_{\text{tr}(\check{P}_{M,g})}^{E_{M,w,z}}(\mathcal{X}^2) \Big| \{\widehat{M} = M\} \sim \text{unif}(0, 1), \quad (27)$$

which is a valid selective p -value for testing $H_0(M, g) : (\beta^M)_g = 0$.

Proof. See Appendix D.6 for a detailed proof. \square

Remark. This theorem is adapted from Loftus & Taylor (2015, Theorem 3.1) to the outlier detection context. In the special case where $g = j$ is a single index, direct computation can show that $\check{P}_{M,j} = P_{\nu_{\text{coef},j}}$, so that

$$\mathcal{X}^2 = \frac{(\nu_{\text{coef},j}^T y)^2}{\sigma^2 \|\nu_{\text{coef},j}\|_2^2}, \quad w = \text{sign}(\nu_{\text{coef},j}^T y) \nu_{\text{coef},j}, \quad z = P_{\nu_{\text{coef},j}}^\perp y.$$

Then this theorem nearly reduces to Theorem 3.1, except that in this theorem, we need to condition on the sign of $\nu_{\text{coef},j}^T y$.

3.2 Extension to σ Unknown Case

In this section, we extend results in Section 3.1.2 to the σ unknown case. In the non-selective case, the hypothesis $H_0 : \beta_g^* = 0$ is equivalent to $H_0 : \mu \in \mathcal{C}(X_{\cdot, g^c})$. Hence under whichever H_0 , $(P_{\cdot, g^c}^\perp - P_X^\perp)y$ and $P_X^\perp y$ will both be centered normal random variables, and the test can be done based on $\mathcal{F} = \frac{(\|P_{\cdot, g^c}^\perp y\|_2^2 - \|P_X^\perp y\|_2^2)/|g|}{\|P_X^\perp y\|_2^2/(n-p)} \sim F_{|g|, n-p}$. By analogy, we might expect $H_0(M, g) : \beta_g^M = 0$ to be equivalent to $H_0 : \mu_M \in \mathcal{C}(X_{M, g^c})$, which would suggest that the test should be done based on a truncated F distribution; however, we will see in the rest of the section that this is only partially true.

Proposition 3.8. *We have $\mu_M \in \mathcal{C}(X_{M, g^c}) \Rightarrow \beta_g^M = 0$ but $\beta_g^M = 0 \not\Rightarrow \mu_M \in \mathcal{C}(X_{M, g^c})$. Moreover, if $M \subseteq M^*$, then $\beta_g^M = 0 \Rightarrow \mu_M \in \mathcal{C}(X_{M, g^c})$.*

Proof. See Appendix D.7 for a detailed proof. \square

In order to form an F statistic, we need both the numerator and the denominator to be composed of *centered* random variables. So it is necessary to assume $\mu_M \in \mathcal{C}(X_{M, g^c})$. Hence this proposition says that testing $H_0 : \mu_M \in \mathcal{C}(X_{M, g^c})$ is the best we can do. Our next result adapts a truncated F significance test from Loftus & Taylor (2015) to our purposes.

Theorem 3.9. *Assume the outlier detection procedure $\{\widehat{M} = M\}$ is quadratic as in Definition 2.2. Let $R_1 := P_{\text{sub}}^\perp y, R_2 := P_{\text{full}}^\perp y$, where*

$$P_{\text{sub}} := \begin{pmatrix} P_{M, g^c} & 0_{|M| \times (n-|M|)} \\ 0_{(n-|M|) \times |M|} & I_{(n-|M|)} \end{pmatrix}, \quad P_{\text{full}} := \begin{pmatrix} P_{M, \cdot} & 0_{|M| \times (n-|M|)} \\ 0_{(n-|M|) \times |M|} & I_{(n-|M|)} \end{pmatrix}.$$

Define

$$\mathcal{F} := \frac{(\|R_1\|_2^2 - \|R_2\|_2^2)/|g|}{\|R_2\|_2^2/(|M| - p)}, \quad (28)$$

$$w_\Delta := \frac{R_1 - R_2}{\|R_1 - R_2\|_2}, \quad w_2 := \frac{R_2}{\|R_2\|_2}, \quad z := P_{\text{sub}} y, \quad r := \|R_1\|_2, \quad (29)$$

$$g_1(\mathcal{F}) := \sqrt{\frac{|g|\mathcal{F}/(|M| - p)}{1 + |g|\mathcal{F}/(|M| - p)}}, \quad g_2(\mathcal{F}) := \sqrt{\frac{1}{1 + |g|\mathcal{F}/(|M| - p)}}. \quad (30)$$

Under $H_0 : \mu_M \in \mathcal{C}(X_{M, g^c})$, we have

$$\mathcal{F} \Big| \{\widehat{M} = M, w_\Delta, w_2, z, r\} \sim TF_{|g|, |M| - p}(E_{M, w_\Delta, w_2, z, r}), \quad (31)$$

where the R.H.S. is a central F random variable with $df_1 = |g|$, $df_2 = |M| - p$ truncated to the set $E_{M,w_\Delta,w_2,z,r}$. And we can compute $E_{M,w_\Delta,w_2,z,r}$ by

$$E_{M,w_\Delta,w_2,z,r} = \mathfrak{X}(\{E_{M,w_\Delta,w_2,z,r,k}\}_{k \in I_M}), \quad (32)$$

$$E_{M,w_\Delta,w_2,z,r,k} = \{\mathcal{F} \geq 0 : y = r(g_1(\mathcal{F})w_\Delta + g_2(\mathcal{F})w_2) + z, y^T Q_{M,k}y + a_{M,k}^T y + b_{M,k} \geq 0\}. \quad (33)$$

Further, letting F_{df_1,df_2}^E be the CDF of a $TF_{df_1,df_2}(E)$ random variable, we have

$$1 - F_{|g|,|M|-p}^{E_{M,w_\Delta,w_2,z,r}}(\mathcal{F}) \mid \{\widehat{M} = M\} \sim \text{unif}(0, 1), \quad (34)$$

which is a valid selective p -value for testing $H_0 : \mu_M \in \mathcal{C}(X_{M,g^c})$.

Proof. See Appendix D.8 for a detailed proof. \square

Computing the truncation set in the σ unknown case is non-trivial since each slice is no longer a quadratic function in \mathcal{F} . We adopt the strategy suggested by Loftus & Taylor (2015, Section 4.1). For completeness, we provide the details of their strategy (adapted to our notation) in Appendix E.1.

We conclude this section by noting that Theorem 3.9 does not give us a way to construct confidence intervals for β_j^M . In order to form confidence intervals for β_j^M , one would need to be able to test for $H_0 : \beta_j^M = c_0$ for some non-zero constant c_0 . Under this null, \mathcal{F} does not necessarily reduce to the square of a truncated t distribution: First, $\mu_M \in \mathcal{C}(X_{M,\cdot})$ does not necessarily hold, and as a result, R_2 may not even be centered; second, the independence between \mathcal{F} and (w_Δ, w_2, z, r) may not hold. Hence the construction of confidence intervals does not follow directly from Theorem 3.9 and is left as future work.

4 Empirical Examples

We provide simulations and real data examples in this section. We notice that our method requires evaluation of survival functions (equivalently, the CDFs) of truncated normal, χ^2 , t and F distributions. We refer readers to Appendix E.2 for implementation details.

4.1 Simulations

In this section, we focus on the case where the outlier detection is done by Cook's distance, and we assume σ is unknown. We refer the readers to the supplementary materials for more detailed and comprehensive simulations. We compare the performance of the following three inferential procedures:

- *detect-and-forget*: After outlier detection, refit an OLS regression model using the remaining data $(y_M, X_{M,\cdot})$ and do inference based on the classical (non-selective) theory (we use t and F distributions since σ is unknown);
- *corrected-est*: Do selective inference as developed in Section 3.1.1 and 3.1.2, with *estimated* σ , and the estimation of σ is done by

$$\hat{\sigma}_{\text{EST}}^2 = \frac{1}{n - |S_{\text{AUG}}|} \|y - X_{\text{AUG}} \hat{\beta}_{\text{AUG}}\|_2^2,$$

where we fit a lasso regression of y on $X_{\text{AUG}} = (X : I_n)$ to get $\hat{\beta}_{\text{AUG}} \in \mathbb{R}^{p+n}$, and S_{AUG} is the support of $\hat{\beta}_{\text{AUG}}$. Reid et al. (2013) demonstrate that such a strategy gives a reasonably good estimate of σ^2 in a wide range of situations.

- *corrected-exact*: Do selective inference assuming unknown σ as developed in Section 3.2 (note: this method does not give confidence intervals).

We fix $n = 100, p = 11$. Our indexing of variables starts from 0 (i.e. β_0^* corresponds to the intercept). The first column of X is set to be 1 and the rest of the columns are generated from i.i.d. $N(0, 1)$ and scaled to have ℓ_2 norm \sqrt{n} . We fix $\sigma = 1$.

To examine the coverage of confidence intervals for β_1^M , we let $\beta^* = (1, 2, 1, \dots, 1)^T$ and $M^{*c} = \{1, 2, 3, 4, 5\}$. We then fix $u_{M^{*c}}^* = (s, s, s, -s, -s)^T$, and we vary $s \in \{2, 3, 4, 5, 6\}$. Outliers are then detected using Cook's distance with different cutoffs $\lambda \in \{1, 2, 3, 4\}$ as introduced in Equation (4). For each configuration, we do the following 2000 times: we generate the response $y = X\beta^* + u^* + \varepsilon$, where $\varepsilon \sim N(0, \sigma^2 I_n)$; we then detect outliers and form confidence intervals. The *detect-and-forget* confidence intervals are set to be

$$[\nu_{\text{coef}}^T y \pm \hat{\sigma}_{\text{REFIT}} \|\nu_{\text{coef}}\|_2 t_{|M|-p}^{1-\alpha/2}],$$

where $\hat{\sigma}_{\text{REFIT}}^2 = \frac{1}{|M|-p} \|y_M - X_{M,\cdot} \hat{\beta}^M\|_2^2$ (note that $\hat{\sigma}_{\text{REFIT}}$ is different from $\hat{\sigma}_{\text{EST}}$ and, as noted in Fithian et al. 2014, is generally not considered a good estimate of σ). Figure 3 shows the empirical coverage probability for β_1^M and β_1^* . As our theories predict, *corrected-est* intervals give 95% coverage of β_1^M , while *detect-and-forget* intervals are off. Although without theoretical guarantees, *corrected-est* intervals still achieve the desired coverage for β_1^* .

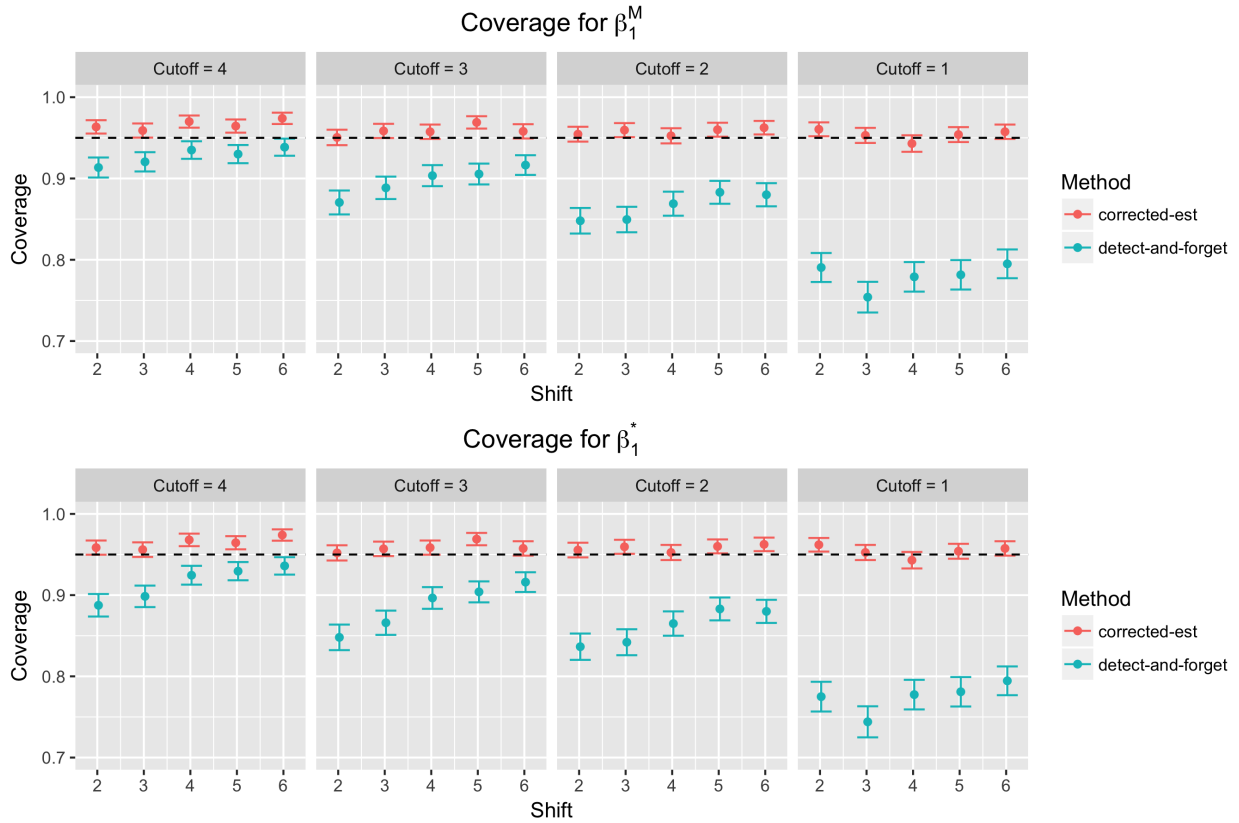


Figure 3: Empirical coverage probability for β_1^M and β_1^* . The error bar of coverage probability is obtained by $\hat{q} \pm 1.96\sqrt{\hat{q}(1-\hat{q})/\text{nsim}}$, where \hat{q} is the empirical coverage probability and $\text{nsim} = 2000$ is the number of realizations. The dashed line represents 95% coverage.

Figure 4 shows the length of both kinds of intervals. We see that the achievement of desired coverage comes with a price: the length of *corrected-est* intervals is in general wider than *detect-and-forget* intervals.

We next examine the power of testing $H_0(M, 1) : \beta_1^M = 0$ against $H_1(M, 1) : \beta_1^M \neq 0$. We let $\beta_k^* = 1$ for $k = 0, 2, 3, \dots, 10$, and we vary β_1^* smoothly. We let $s = 4$ and the rest of the setup is the same as the previous simulation. We run 2000 iterations. In each iteration, we generate the response, detect outliers, and extract p -values. The *detect-and-forget* p -value is set to be

$$2F_t^{|M|-p}\left(-\left|\frac{\nu_{\text{coef}}^T y}{\hat{\sigma}_{\text{REFIT}} \|\nu_{\text{coef}}\|_2}\right|\right).$$

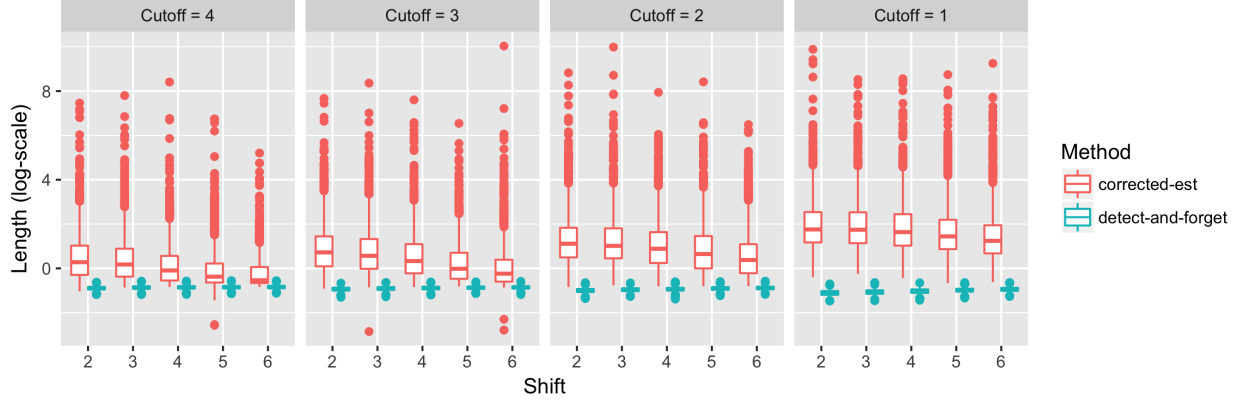


Figure 4: Length of confidence intervals for β_1^M .

where F_t^{df} is the CDF of a t_{df} distribution. For power considerations, *corrected-est* p -values are defined as $2\min(1 - \text{pval}, \text{pval})$, where pval is the p -value calculated by directly applying Corollary 3.5. By construction, we are actually examining the power of testing $H_0(*, 1) : \beta_1^* = 0$ against $H_1(*, 1) : \beta_1^* \neq 0$. Figure 5 shows the results: the two selective methods control the type I error down to 0.05 even though this correspond to $H_0(*, 1)$ (recall that our theory ensures control under $H_0(M, 1)$), while *detect-and-forget* does not. Both *corrected-est* and *corrected-exact* suffer from a loss of power, although comparing to the power of *detect-and-forget* is not meaningful since it does not control Type I error. The power for *corrected-est* seems acceptable, while *corrected-exact* has quite a substantial loss in power, which may be the consequence of conditioning on too much information.

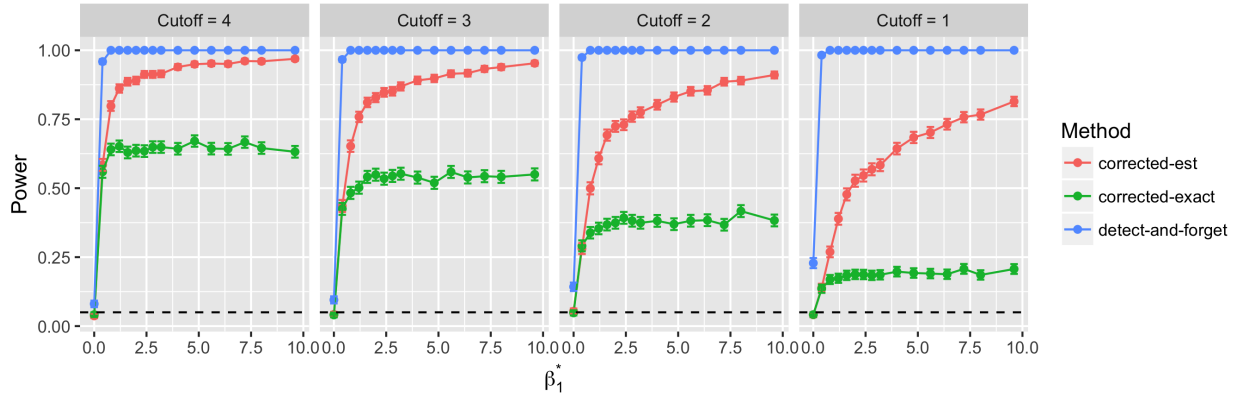


Figure 5: The empirical power of testing $H_0(*, 1) : \beta_1^* = 0$ against $H_1(*, 1) : \beta_1^* \neq 0$. The error bar is obtained by $\hat{q} \pm 1.96\sqrt{\hat{q}(1 - \hat{q})/\text{nsim}}$, where \hat{q} is the empirical power and $\text{nsim} = 2000$ is the number of realizations.

We next examine the Type I error and power of testing the global hypothesis $H_0(M, g) : \beta_g^M = 0$ against $H_1(M, g) : \beta_g^M \neq 0$, where $g = \{1, 2, \dots, 10\}$, the setup is the same as the previous simulation, except that we let $\beta_0^* = 1, \beta_k^* = 0$ for $k = 2, 3, \dots, 10$ and we vary β_1^* smoothly. The *detect-and-forget* p -value is set to be

$$1 - F_F^{|g|, |M| - p}(\mathcal{F}),$$

where \mathcal{F} is defined in Equation (28) and $F_F^{df1, df2}$ is the CDF of an F distribution. We examine the power of testing $H_0(*, g) : \beta_g^* = 0$ against $H_1(*, g) : \beta_g^* \neq 0$. Figure 6 shows the power as a function of β_1^* . Again we notice the failure of *detect-and-forget* method to control the Type I error and the loss of power of the two selective methods.

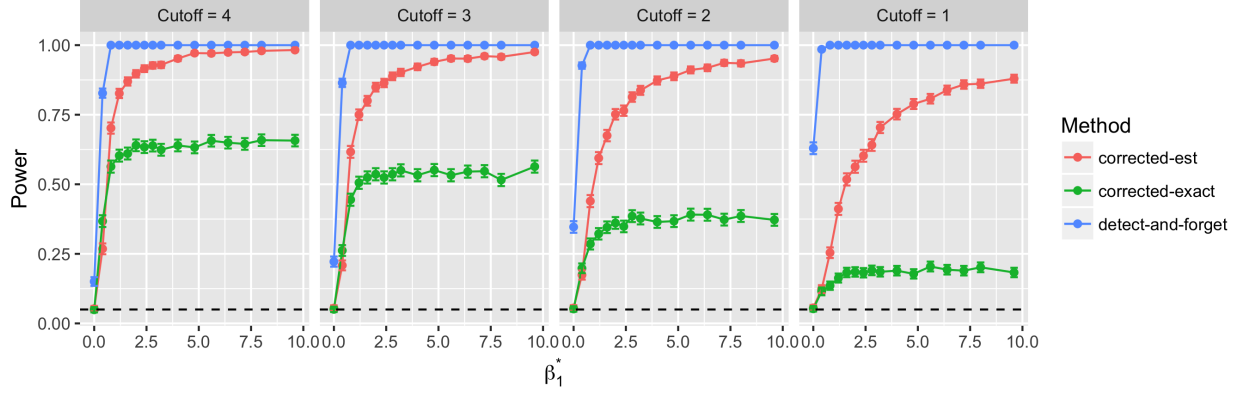


Figure 6: The empirical power of testing $H_0(*, g) : \beta_g^* = 0$ against $H_1(*, g) : \beta_g^* \neq 0$. The error bar is obtained by $\hat{q} \pm 1.96\sqrt{\hat{q}(1-\hat{q})/\text{nsim}}$, where \hat{q} is the empirical power and $\text{nsim} = 2000$ is the number of realizations.

4.2 Data Examples

We next apply our method on two classic data sets from the outlier detection literature. Since the number of observations are relatively small, the estimation of variance will not be as accurate as in the previous simulations, and we will use *corrected-exact*, despite the fact that we may suffer from a substantial loss of power.

Stack Loss Data

Brownlee’s Stack Loss Plant Data (Brownlee 1965) involves measures on an industrial plant’s operation and has 21 observations and three covariates. According to `?stackloss` in R (R Core Team 2017), “`Air.Flow` is the rate of operation of the plant, `Water.Temp` is the temperature of cooling water circulated through coils in the absorption tower, and `Acid.Conc` is the concentration of the acid circulating, minus 50, times 10.” The response, `stack.loss`, “is an inverse measure of the overall efficiency of the plant.” This data set is considered by many papers in the outlier detection literature (Daniel & Wood 1999, Atkinson & Atkinson 1985, Hoeting et al. 1996). The general consensus is that observations 1, 3, 4 and 21 are outliers.

We use Cook’s distance to detect outliers, then fit the model and extract p -values, assuming σ is unknown. The results are shown in Table 1. We see that as we detect outliers, the adjusted R^2 increases, which is an indication that the model is getting better. We also notice that *corrected-exact* p -values are in general different from *detect-and-forget* ones, but there are several cases where the methods’ p -values coincide (e.g. `Water.Temp` with cutoff 4). This is because the truncation set for the F statistic is $[0, \infty)$ in those cases. This means that outlier removal does not have an effect on the conditional distribution of these test statistics.

Scottish Hill Races Data

This data set records the time for 35 Scottish hill races in 1984 (Atkinson 1986). There are two covariates: “`dist` is the distance in miles, and `climb` is the total height gained during the route in feet”. The response, `time`, “is the record time in hours”. This data set is also a classic one considered by many papers in the outlier detection literature (e.g., Atkinson 1986, Hadi 1990, Hoeting et al. 1996). The consensus is that observation 7 and 18 are obvious outliers, while observation 33 is an outlier that is masked by the other two outliers.

Again, we use Cook’s distance to detect outliers, then fit the model and extract p -values, assuming σ is unknown. The results are shown in Table 2. We can see the increase in adjusted R^2 as outliers are detected, and the *corrected-exact* p -values differ from the *detect-and-forget* p -values in general. Observation 33 is not detected until the cutoff is set to 1, and observation 11 is always detected as an outlier. Atkinson (1986) reports that observations 7, 18, 11, 33, 35 are high-leverage points but argues that only 7, 11, 33 are actual

	Full Fit	Cutoff = 4	Cutoff = 3	Cutoff = 2	Cutoff = 1
Outlier Detected	None	21	1, 21	1, 3, 4, 21	1, 2, 3, 4, 7, 12, 17, 21
Adjusted R^2	0.8983	0.9392	0.9171	0.9692	0.9057
Air.Flow: Estimate	0.7156	0.8891	0.8458	0.7977	0.6666
Air.Flow: p -value	5.8×10^{-5}	0.00403 1.31×10^{-6}	0.345 7.7×10^{-6}	3.18×10^{-4} 2.48×10^{-8}	0.245 1.19×10^{-4}
Water.Temp: Estimate	1.2953	0.8166	0.8153	0.5773	0.6357
Water.Temp: p -value	0.00263	0.02309 0.02309	0.335 0.02431	0.00694 0.00408	0.792 0.01465
Acid.Conc: Estimate	-0.1521	-0.1071	-0.0881	-0.0671	-0.0411
Acid.Conc: p -value	0.34405	0.40234 0.40234	0.376 0.49585	0.2961 0.2961	0.208 0.653

Table 1: Inference for each variable in Stack Loss data after outlier detection using Cook’s distance. The p -values in bold font are the selective ones, while the other p -values are refitted ones.

outliers, while the others are high-leverage points that agree with the bulk of the data. But we recall that our intent is not to concern ourselves with the accurate detection of outliers but rather with the proper adjustment to inference based on outlier detection and removal.

	Full Fit	Cutoff = 4	Cutoff = 3	Cutoff = 2	Cutoff = 1
Outlier Detected	None	7, 11, 18	7, 11, 18	7, 11, 18, 31	7, 11, 18, 31, 33, 35
Adjusted R^2	0.914	0.9721	0.9721	0.9723	0.9395
dist: Estimate	0.1036	0.1138	0.1138	0.1111	0.1034
dist: p -value	9.94×10^{-12}	1.76×10^{-6} 6.80×10^{-15}	1.06×10^{-4} 6.80×10^{-15}	0.1219 6.50×10^{-14}	6.99×10^{-9} 2.13×10^{-13}
climb: Estimate	1.84×10^{-4}	1.28×10^{-4}	1.28×10^{-4}	1.42×10^{-4}	1.17×10^{-4}
climb: p -value	6.49×10^{-6}	0.05918 9.15×10^{-6}	0.02465 9.15×10^{-6}	0.06060 1.16×10^{-5}	7.02×10^{-4} 1.53×10^{-5}

Table 2: Inference for each variable in Scottish Hill Races data after outlier detection using Cook’s distance. The p -values in bold font are the selective ones, while the other p -values are refitted ones.

5 Discussion

In this paper, we have introduced an inferential framework for properly accounting for the removal of outliers from a data set. The commonplace approach, *detect-and-forget*, makes the incorrect assumption that outlier removal does not affect the distribution of the data. Our work is based on recent developments in the selective inference literature, which carries out inference that properly accounts for variable selection (Lee et al. 2016, Loftus & Taylor 2015). A key idea in that work is to characterize the event that a certain set of variables is selected in terms of a simple to describe set of constraints on the response vector y . Doing so makes it tractable to derive the conditional distribution of the estimator given this selection event. Our work likewise relies on the fact that the most commonly used outlier detection procedures can be expressed in a relatively simple form.

Our target of inference is β^M , where M is the selected set of non-outliers. When M excludes all true outliers, β^M coincides with β^* . When the true outliers are easily detected, then (via Proposition 2.1), our methodology translates to inference on β^* . However, when the true outliers are less easily detected, this may indicate that β^M is not too far from β^* , meaning that our inferential statements may be translated, approximately, to statements about β^* . An interesting future direction would be to characterize the regimes (in terms of size of outlier) in which (i) all true outliers are easily detected and thus we can make inferential statements about β^* and (ii) not all outliers are easily detected but $\beta^M \approx \beta^*$ so that approximate statements about β^* can be made. And of course, a central question would then be whether there is a gap between regimes (i) and (ii).

Another future direction would be to consider proper inference after outlier removal in the high-dimensional setting. Our method explicitly assumes a low-dimensional setting through the assumption that $X_{\widehat{M},\cdot}$ has linearly independent columns. A direct generalization of the outlier detection method (10) is to instead solve

$$(\widehat{\beta}, \widehat{u}) = \arg \min_{\beta \in \mathbb{R}^p, u \in \mathbb{R}^n} \frac{1}{2n} \|y - X\beta - u\|_2^2 + \lambda_1 \|\beta\|_1 + \lambda_2 \|u\|_1.$$

Applying Lee et al. (2016, Theorem 4.3), one could perform inference corrected simultaneously for both variable selection and outlier removal. Another approach would be to use a high-dimensional extension of Cook's distance proposed by Zhao et al. (2013) (it too can be shown to be a quadratic outlier detection procedure). One could then do variable selection with the remaining data, for example using the lasso. In this case our methodology would still, in principle, apply.

Acknowledgments

JB acknowledges support from an NSF CAREER grant, DMS-1653017.

Appendix A Exact Screening Property of Cook's Distance

Recalling the definition of Cook's distance (1), we pre-specify a cutoff λ to determine $\widehat{M}(y)$ as in (4). Of course for sufficiently small λ , one can always assume that this outlier detection procedure screens out all outliers with probability converging to 1. However, obviously this is ill-advised since there will not be enough observations left for estimation and inference. The next proposition shows that, under suitable conditions, this outlier detection procedure has the ability to screen out all outliers with probability converging to 1 with enough observations left for estimation and inference.

Proposition A.1. *Consider the random design case, where each row of X comes from i.i.d. $N(0, \Sigma)$, independent of the noise ε . Let $s_0 := n - |M^*|$ be the number of true outliers. Assume the following assumptions hold:*

1. *the covariance matrix Σ has bounded eigenvalues, and $\Sigma_{ii} = 1$ for all $i \in [n]$;*
2. *we are in a low-dimensional regime: $p^6/n \rightarrow 0$;*
3. *the outliers are sparse: $s_0 p/n^{1/3} \rightarrow 0$;*
4. *the outlying signals do not vanish asymptotically: $n^{2/3}/|u_i^*| \rightarrow 0$ for any $i \in M^{*c}$;*
5. *the outlying signals are of the same order: $u_{\max}^*/u_{\min}^* = O(1)$, where u_{\max}^* and u_{\min}^* are $\max u_i^*$ and $\min u_i^*$ respectively for $i \in M^{*c}$.*

*Then for any $i \in M^{*c}$ and any constant $K > 0$, we have*

$$\mathbb{P}(ns_0 D_i - \max_{j \in M^*} ns_0 D_j > K) \rightarrow 1, \quad (35)$$

as $n \rightarrow \infty$, where D_i is the Cook's distance of i -th observation.

Proof. See Appendix D.2 for a detailed proof. □

Remark. This proposition says that under suitable conditions, outliers and non-outliers are well-separated asymptotically in terms of their Cook's distances, hence there exists a suitable λ that can screen out all the outliers with probability converging to 1 with enough observations left at the same time. But notice that this proposition does not give an explicit choice of λ . We also notice that this result can be generalized to the form $\mathbb{P}(\min_{i \in M^{*c}} ns_0 D_i - \max_{j \in M^*} ns_0 D_j > K) \rightarrow 1$, using a simple union bound and assuming stronger sparsity on s_0 , but we do not pursue the details here as it is not our major focus.

Appendix B Details of the Simulation in Section 1

We describe the details of the simulation given in Section 1. Fix $n = 20, p = 2$. The first column of X is set to be 1 and the second column is set to be twenty equally spaced values between -3 and 3 . We assume $\sigma = 1$ to be known. We let $\beta^* = (1, 2)^T$ and $M^{*c} = \{2\}$. Then we let $u^* = (0, s, 0, \dots, 0)^T$ and we vary $s \in \{5, 2, 1.5, 0.5\}$. The outlier detection procedure is defined as

$$\widehat{M}^c(y) = \arg \max_{i \in [n]} D_i, \quad (36)$$

where D_i is the Cook's distance (1) of i -th data point. Ignoring ties, we see that the outlier detection procedure defined above is quadratic as in Definition 2.2 with

$$\begin{aligned} \mathcal{E}_M &= \bigcap_{i \in [n] \setminus M} \mathcal{E}_{M,i}, \\ \mathcal{E}_{M,i} &= \{y \in \mathbb{R}^n : \frac{y^T P_X^\perp e_M e_M^T P_X^\perp y}{y^T P_X^\perp y} \cdot \frac{(n-p)h_M}{p(1-h_M)^2} \geq \frac{y^T P_X^\perp e_i e_i^T P_X^\perp y}{y^T P_X^\perp y} \cdot \frac{(n-p)h_i}{p(1-h_i)^2}\}. \end{aligned}$$

We can simplify the expression of $\mathcal{E}_{M,i}$:

$$\mathcal{E}_{M,i} = \{y \in \mathbb{R}^n : y^T P_X^\perp (\frac{h_M e_M e_M^T}{(1-h_M)^2} - \frac{h_i e_i e_i^T}{(1-h_i)^2}) P_X^\perp y \geq 0\}.$$

Then we can use the theory developed in Section 3.1.1 and 3.1.2 to do selective inference.

We do the following 2000 times: generate $y = X\beta^* + u^* + \varepsilon$, where $\varepsilon \sim N(0, \sigma^2)$; then we detect outliers using (36); then *detect-and-forget* and *corrected* intervals for $\beta_1^M, x_0^T \beta^M$ are constructed respectively. Since we assume σ is known, *detect-and-forget* confidence intervals are set to be

$$\begin{aligned} &[\nu_{\text{coef}}^T y \pm \Phi^{-1}(1 - \alpha/2) \sigma \|\nu_{\text{coef}}\|_2], \\ &[\nu_{\text{surf}}^T y \pm \Phi^{-1}(1 - \alpha/2) \sigma \|\nu_{\text{surf}}\|_2], \end{aligned}$$

where Φ is the CDF of the standard normal distribution, and $\nu_{\text{coef}}, \nu_{\text{surf}}$ are defined in Corollary 3.3. *corrected* confidence intervals are produced based on Corollary 3.3.

Appendix C More Examples of Quadratic Outlier Detection Procedures

C.1 DFFITS

DFFITS is a measure of influential observations similar to Cook's distance. Following Belsley et al. (2005, Chapter 2.1), DFFITS for observation i can be written as

$$DFFITS_i = \sqrt{\frac{h_i}{1-h_i}} r_{i,\text{ext}},$$

where $h_i = (P_X)_{ii}$ and

$$r_{i,\text{ext}} := \frac{e_i^T P_X^\perp y}{\widehat{\sigma}_{(i)} \sqrt{1-h_i}}.$$

This can be equivalently expressed as

$$DFFITS_i = \frac{\sqrt{h_i(n-p-1)}}{1-h_i} \frac{e_i^T P_X^\perp y}{\sqrt{y^T P_X^\perp y - y^T P_X^\perp e_i e_i^T P_X^\perp y / (1-h_i)}}.$$

We specify a cutoff λ (a typical choice being $\lambda = 4$), and set

$$\widehat{M}(y) = \{i : DFFITS_i^2 < \lambda p / (n-p)\}.$$

Using similar arguments as in the proof of Proposition 2.3, we can show that outlier detection using DFFITS is *quadratic* with

$$\begin{aligned}\mathcal{E}_M &= \bigcap_{i \in [n]} \mathcal{E}_{M,i}, \\ \mathcal{E}_{M,i} &= \begin{cases} \mathcal{E}_{M,i}^{\text{DFFITS}} & \text{if } i \in M \\ (\mathcal{E}_{M,i}^{\text{DFFITS}})^c & \text{if } i \in M^c \end{cases}, \\ \mathcal{E}_{M,i}^{\text{DFFITS}} &:= \left\{ y \in \mathbb{R}^n : y^T \left(\frac{\lambda p}{n-p} P_X^\perp - \left(\frac{h_i(n-p-1)}{(1-h_i)^2} + \frac{\lambda p}{(n-p)(1-h_i)} \right) P_X^\perp e_i e_i^T P_X^\perp \right) y > 0 \right\}.\end{aligned}$$

C.2 Soft-IPOD

Consider solving the soft-IPOD problem (10) for outlier detection with $\widehat{M}(y) = \{i : \widehat{u}_{\lambda,i} = 0\}$. Following the transformation suggested by Tibshirani et al. (2011, Section 3), we can first optimize for β with u fixed:

$$\widehat{\beta}(u) = X^+(y - u).$$

Plugging $\widehat{\beta}(u)$ back into (10) we are left with a lasso program,

$$\widehat{u} = \arg \min_{u \in \mathbb{R}^n} \frac{1}{2n} \|\check{y} - \check{X}u\|_2^2 + \lambda \|u\|_1,$$

where $\check{y} = P_X^\perp y$ and $\check{X} = P_X^\perp$. By Lee et al. (2016, Theorem 4.3), the event $\{\widehat{M} = M, \text{sign}(\widehat{u}) = s\}$ can be characterized by

$$\mathcal{E}_{M,s}^{\text{LASSO}} := \left\{ y \in \mathbb{R}^n : \begin{pmatrix} A_0(M, s) \\ A_1(M, s) \end{pmatrix} \check{y} \geq \begin{pmatrix} b_0(M, s) \\ b_1(M, s) \end{pmatrix} \right\},$$

where \geq is understood to apply entry-wise and

$$\begin{aligned}A_0(M, s) &:= \frac{1}{n\lambda} \begin{pmatrix} -\check{X}_{\cdot, M}^T P_{\check{X}_{\cdot, M^c}}^\perp \\ \check{X}_{\cdot, M}^T P_{\check{X}_{\cdot, M^c}}^\perp \end{pmatrix}, \quad b_0(M, s) := \begin{pmatrix} -1 + \check{X}_{\cdot, M}^T (\check{X}_{\cdot, M^c}^T)^+ s \\ -1 - \check{X}_{\cdot, M}^T (\check{X}_{\cdot, M^c}^T)^+ s \end{pmatrix}, \\ A_1(M, s) &:= \text{diag}(s) \check{X}_{\cdot, M^c}^+, \quad b_1(M, s) := n\lambda \text{diag}(s) (\check{X}_{\cdot, M^c}^T \check{X}_{\cdot, M^c})^{-1} s.\end{aligned}$$

Since \check{y} is linear in the original response y , and taking the union over all possible sign patterns, we see that outlier detection using soft-IPOD is quadratic (it is actually affine) with

$$\mathcal{E}_M = \bigcup_{s \in \{-1, 1\}^{|M|}} \mathcal{E}_{M,s}^{\text{LASSO}}.$$

We only in fact need to consider $\{\widehat{M} = M, \text{sign}(\widehat{u}) = s\}$ for valid inference, i.e. we only need to compute one slice $\mathcal{E}_{M,s}^{\text{LASSO}}$. The reason is that any probabilistic statement conditioning on $\{\widehat{M} = M, \text{sign}(\widehat{u}) = s\}$ is also valid conditioning on $\{\widehat{M} = M\}$ by marginalizing over all possible sign patterns (see Lee et al. 2016, Section 5 for a detailed discussion).

Appendix D Proofs

D.1 Proof of Proposition 2.1

Consider the following decomposition:

$$\begin{aligned}
\mathbb{P}(\beta_j^* \in C_j^{\widehat{M}}) &= \sum_{M: M \subseteq M^*} \mathbb{P}(\beta_j^* \in C_j^M \mid \widehat{M} = M) \mathbb{P}(\widehat{M} = M) \\
&\quad + \sum_{M: M \not\subseteq M^*} \mathbb{P}(\beta_j^* \in C_j^M \mid \widehat{M} = M) \mathbb{P}(\widehat{M} = M) \\
&= \sum_{M: M \subseteq M^*} (1 - \alpha) \mathbb{P}(\widehat{M} = M) \\
&\quad + \sum_{M: M \not\subseteq M^*} \mathbb{P}(\beta_j^* \in C_j^M \mid \widehat{M} = M) \mathbb{P}(\widehat{M} = M) \\
&= (1 - \alpha) \mathbb{P}(\widehat{M} \subseteq M^*) + \sum_{M: M \not\subseteq M^*} \mathbb{P}(\beta_j^* \in C_j^M \mid \widehat{M} = M) \mathbb{P}(\widehat{M} = M).
\end{aligned}$$

The second equality uses that for $M \subseteq M^*$, $\beta_j^* = \beta_j^M$ and so $\mathbb{P}(\beta_j^* \in C_j^M \mid \widehat{M} = M) = \mathbb{P}(\beta_j^M \in C_j^M \mid \widehat{M} = M) = 1 - \alpha$. We can get lower and upper bounds for the desired probability:

$$(1 - \alpha) \mathbb{P}(\widehat{M} \subseteq M^*) \leq \mathbb{P}(\beta_j^* \in C_j^{\widehat{M}}) \leq (1 - \alpha) \mathbb{P}(\widehat{M} \subseteq M^*) + \mathbb{P}(\widehat{M} \not\subseteq M^*).$$

By assumption, we have $\mathbb{P}(\widehat{M} \subseteq M^*) \rightarrow 1$ and $\mathbb{P}(\widehat{M} \not\subseteq M^*) \rightarrow 0$, hence $\mathbb{P}(\beta_j^* \in C_j^{\widehat{M}}) \rightarrow 1 - \alpha$.

D.2 Proof of Proposition A.1

This proof is modified from the proof of Zhao et al. (2013, Theorem 2), where they essentially show the same results assuming there is only one outlier. For notational convenience, we let $S^* := M^{*c}$, and we write each row of X to be X_i and each column to be x_j . We let $\tilde{X}_i = X_i / \|X_i\|_2$ be the unit vector. We denote the maximal and minimal eigenvalue of matrix A as $\lambda_{\max}(A)$ and $\lambda_{\min}(A)$, respectively. We also write $u^* \equiv u$ when there is no ambiguity. We begin by proving two useful lemmas.

Lemma D.1. *Under the same assumptions as in Proposition A.1, the following statements hold:*

1. $n^{-1} \max_{i \in [n]} \|X_i\|_2^2 = o_p(1)$;
2. for any $i \in S^*$, we have $|u_i|^{-1} \max_{j \in [n]} |\varepsilon_j| \|X_j\|_2 = o_p(1)$;
3. for any $i \in S^*$, we have $|u_i|^{-1} \|X^T \varepsilon\|_2 = o_p(1)$;
4. there exists some $0 < C_{\min} \leq C_{\max} < \infty$ such that $\mathbb{P}(C_{\min} \leq \lambda_{\min}(X^T X/n) \leq \lambda_{\max}(X^T X/n) \leq C_{\max}) \rightarrow 1$;
5. $\sum_{i \in S^*} \sum_{j \in S^*} u_i u_j X_i^T (X^T X)^{-1} X_j = o_p(s_0 u_{\max}^2)$;
6. for any $i \in S^*$, we have $n^{-1} \|X_i\|_2 \sum_{j \in S^*} \frac{u_j}{u_i} \|X_j\|_2 H_{ij} = o_p(1)$, where $H_{ij} = \tilde{X}_i^T (X^T X/n)^{-1} \tilde{X}_j$;
7. for any $k \in S^*$, we have $n^{-1} \sum_{j \in S^*} \max_{i \in M^*} \frac{u_j}{u_k} \|X_i\|_2^2 \|X_j\|_2 = o_p(1)$;
8. for any $i \in [n]$, define $\eta_i := \tilde{X}_i^T (X^T X/n)^{-1} X^T \varepsilon / \|X^T \varepsilon\|_2$ and $\tilde{\eta}_i := X_i^T (X^T X)^{-1} X^T \varepsilon$, then $\max_{i \in [n]} \eta_i = O_p(1)$ and $\tilde{\eta}_i = o_p(|u_i|)$.

Proof. Parts 1–4 are proved in the proof of Zhao et al. (2013, Theorem 2) (Section 3.1, step 1 in the supplements). Proofs for part 5–8 are modified from the proof of Zhao et al. (2013, Theorem 2).

Part 5: We can write $X_i^T(X^T X)^{-1}X_j = n^{-1}\|X_i\|_2\|X_j\|_2H_{ij}$, where $H_{ij} := \tilde{X}_i(X^T X/n)^{-1}\tilde{X}_j$. Define the event $\mathcal{B} := \{\max_{i,j \in [n]} H_{ij} > C_{\min}^{-1}\}$. By part 4 of this lemma, $\mathbb{P}(\mathcal{B}) \rightarrow 0$. Then for any $\delta > 0$, we have

$$\begin{aligned} \mathbb{P}\left(\left|\sum_{i \in S^*} \sum_{j \in S^*} u_i u_j X_i^T (X^T X)^{-1} X_j\right| > s_0 u_{\max}^2 \delta\right) &\leq \mathbb{P}\left(n^{-1} \sum_{i \in S^*} \sum_{j \in S^*} \|X_i\|_2 \|X_j\|_2 H_{ij} > s_0 \delta\right) \\ &\leq \mathbb{P}(s_0^2 n^{-1} \max_{i,j \in S^*} \|X_i\|_2 \|X_j\|_2 H_{ij} > s_0 \delta) \\ &= \mathbb{P}(\max_{i,j \in S^*} \|X_i\|_2 \|X_j\|_2 H_{ij} > n s_0^{-1} \delta) \\ &\leq \mathbb{P}\left(\left\{\max_{i,j \in S^*} \|X_i\|_2 \|X_j\|_2 H_{ij} > n s_0^{-1} \delta\right\} \cap \mathcal{B}^c\right) \\ &\quad + \mathbb{P}(\mathcal{B}). \end{aligned}$$

On the event \mathcal{B}^c , we have

$$\max_{i,j \in S^*} \|X_i\|_2 \|X_j\|_2 H_{ij} \leq \max_{i,j \in S^*} \|X_i\|_2 \|X_j\|_2 \max_{i,j} H_{ij} \leq \max_{i,j \in S^*} \|X_i\|_2 \|X_j\|_2 C_{\min}^{-1}.$$

Hence we have

$$\begin{aligned} \mathbb{P}\left(\left\{\max_{i,j \in S^*} \|X_i\|_2 \|X_j\|_2 H_{ij} > n s_0^{-1} \delta\right\} \cap \mathcal{B}^c\right) &\leq \mathbb{P}(\max_{i,j \in S^*} \|X_i\|_2 \|X_j\|_2 > n s_0^{-1} C_{\min} \delta) \\ &\leq \sum_{i \in S^*} \sum_{j \in S^*} \mathbb{P}(\|X_i\|_2 \|X_j\|_2 > n s_0^{-1} C_{\min} \delta). \end{aligned}$$

For $i = j$, we have

$$\begin{aligned} \mathbb{P}(\|X_i\|_2 \|X_j\|_2 > n s_0^{-1} C_{\min} \delta) &= \mathbb{P}(\|X_i\|_2^2 > n s_0^{-1} C_{\min} \delta) \\ &\leq \mathbb{P}(\|X_i\|_2^4 > n^2 s_0^{-2} C_{\min}^2 \delta^2) \\ &\leq C_{\min}^{-2} \delta^{-2} n^{-2} s_0^2 \mathbb{E}[\|X_1\|_2^4]. \end{aligned}$$

Recall that $X_{1j} \sim N(0, 1)$ for any j , so $\mathbb{E}[X_{1j}^4] = 3$. We then have

$$\mathbb{E}[\|X_1\|_2^4] = \mathbb{E}[(\sum_{j=1}^p X_{1j}^2)^2] \leq p^2 \max_{j \in [p]} \mathbb{E}[X_{1j}^4] = 3p^2.$$

Hence for $i = j$, we get $\mathbb{P}(\|X_i\|_2 \|X_j\|_2 > n s_0^{-1} C_{\min} \delta) \leq 3 C_{\min}^{-2} \delta^{-2} n^{-2} s_0^2 p^2$. Now for $i \neq j$, we have

$$\begin{aligned} \mathbb{P}(\|X_i\|_2 \|X_j\|_2 > n s_0^{-1} C_{\min} \delta) &\leq \mathbb{P}(\|X_i\|_2^2 \|X_j\|_2^2 > n^2 s_0^{-2} C_{\min}^2 \delta^2) \\ &\leq C_{\min}^{-2} \delta^{-2} n^{-2} s_0^2 \mathbb{E}[\|X_i\|_2^2] \mathbb{E}[\|X_j\|_2^2] \\ &= C_{\min}^{-2} \delta^{-2} n^{-2} s_0^2 p^2. \end{aligned}$$

Putting those two cases together, we have

$$\begin{aligned} \mathbb{P}\left(\left\{\max_{i,j \in S^*} \|X_i\|_2 \|X_j\|_2 H_{ij} > n s_0^{-1} \delta\right\} \cap \mathcal{B}^c\right) &\leq (s_0^2 + 2s_0)(C_{\min}^{-2} \delta^{-2} n^{-2} s_0^2 p^2) \\ &\leq 2C_{\min}^{-2} \delta^{-2} n^{-2} s_0^4 p^2 \quad \text{for } n \text{ large} \\ &\rightarrow 0 \end{aligned}$$

by Assumption 3 in Proposition A.1.

Part 6: By Assumption 5 in Proposition A.1, $\exists K > 0$ such that $|u_j/u_i| \leq K$ for n large. Then for any $i \in S^*$, $\delta > 0$ and n large, we have

$$\begin{aligned} \mathbb{P}\left(\left|\|X_i\|_2 \sum_{j \in S^*} \frac{u_j}{u_i} \|X_j\|_2 H_{ij}\right| > n \delta\right) &\leq \mathbb{P}(\|X_i\|_2 \sum_{j \in S^*} \|X_j\|_2 H_{ij} > n K^{-1} \delta) \\ &\leq \mathbb{P}\left(\left\{\|X_i\|_2 \sum_{j \in S^*} \|X_j\|_2 H_{ij} > n K^{-1} \delta\right\} \cap \mathcal{B}^c\right) + \mathbb{P}(\mathcal{B}). \end{aligned}$$

Then we have

$$\begin{aligned}
\mathbb{P}\left(\left\{\|X_i\|_2 \sum_{j \in S^*} \|X_j\|_2 H_{ij} > nK^{-1}\delta\right\} \cap \mathcal{B}^c\right) &\leq \mathbb{P}(\|X_i\|_2 \sum_{j \in S^*} \|X_j\|_2 > nK^{-1}C_{\min}\delta) \\
&\leq \mathbb{P}(s_0\|X_i\|_2 \max_{j \in S^*} \|X_j\|_2 > nK^{-1}C_{\min}\delta) \\
&\leq \sum_{j \in S^*} \mathbb{P}(\|X_i\|_2 \|X_j\|_2 > s_0^{-1}nK^{-1}C_{\min}\delta) \\
&\leq \sum_{j \in S^*} \mathbb{P}(\|X_i\|_2^2 \|X_j\|_2^2 > s_0^{-2}n^2K^{-2}C_{\min}^2\delta^2) \\
&\leq K^2C_{\min}^{-2}\delta^{-2}n^{-2}s_0^2 \sum_{j \in S^*} \mathbb{E}[\|X_i\|_2^2 \|X_j\|_2^2].
\end{aligned}$$

Recall that in $\mathbb{E}[\|X_i\|_2^4] \leq 3p^2$ and $\mathbb{E}[\|X_i\|_2^2 \|X_j\|_2^2] = p^2$ for $i \neq j$. Hence we have

$$\begin{aligned}
\mathbb{P}\left(\left\{\|X_i\|_2 \sum_{j \in S^*} \|X_j\|_2 H_{ij} > nK^{-1}\delta\right\} \cap \mathcal{B}^c\right) &\leq K^2C_{\min}^{-2}\delta^{-2}n^{-2}s_0^2(s_0 + 2)p^2 \\
&\leq 3K^2C_{\min}^{-2}\delta^{-2}n^{-2}s_0^3p^2 \\
&\rightarrow 0
\end{aligned}$$

by Assumption 3 in Proposition A.1.

Part 7: Again by Assumption 5 in Proposition A.1, $\exists K > 0$ such that $|u_j/u_k| \leq K$ for any $j, k \in S^*$ when n large. So for any $k \in S^*, \delta > 0$, when n large, we have

$$\begin{aligned}
\mathbb{P}\left(\left|\sum_{j \in S^*} \max_{i \in M^*} \left|\frac{u_j}{u_k}\right| \|X_i\|_2^2 \|X_j\|_2\right| > n\delta\right) &\leq \mathbb{P}\left(\sum_{j \in S^*} \max_{i \in M^*} \|X_i\|_2^2 \|X_j\|_2 > nK^{-1}\delta\right) \\
&\leq \mathbb{P}\left(\max_{j \in S^*, i \in M^*} \|X_i\|_2^2 \|X_j\|_2 > s_0^{-1}nK^{-1}\delta\right) \\
&\leq \sum_{i \in M^*} \sum_{j \in S^*} \mathbb{P}(\|X_i\|_2^2 \|X_j\|_2 > s_0^{-1}nK^{-1}\delta) \\
&\leq \sum_{i \in M^*} \sum_{j \in S^*} \mathbb{P}(\|X_i\|_2^4 \|X_j\|_2^2 > s_0^{-2}n^2K^{-2}\delta^2) \\
&\leq K^2\delta^{-2}s_0^2n^{-2} \sum_{i \in M^*} \sum_{j \in S^*} \mathbb{E}[\|X_i\|_2^4] \mathbb{E}[\|X_j\|_2^2] \\
&\leq K^2\delta^{-2}s_0^2n^{-2}(ns_0)(3p^2p) \\
&= 3K^2\delta^{-2}n^{-1}s_0^3p^3 \\
&\rightarrow 0
\end{aligned}$$

by Assumption 3 in Proposition A.1.

Part 8: $\max_{i \in [n]} \eta_i = O_p(1)$ directly follows from part 4 of this lemma. We can write $\tilde{\eta}_i = \left(n^{-1}\|X_i\|_2\right) \left(\|X^T \varepsilon\|_2\right) \eta_i = o_p(1) \cdot o_p(|u_i|) \cdot O_p(1) = o_p(|u_i|)$ by part 1 and 3 of this lemma. \square

Lemma D.2. Under the same assumptions as in Proposition A.1, we have

$$\hat{\sigma}^2 = (n-p)^{-1}s_0u_{\min}^2(O(1) + o_p(1)),$$

where $\hat{\sigma}^2 := \|\hat{\varepsilon}\|_2^2/(n-p)$ and $\hat{\varepsilon} := P_X^\perp y$.

Proof. This proof is adapted from the proof of Zhao et al. (2013, Theorem 2). Consider the decomposition

$\hat{\varepsilon} = V_1 - V_2 + V_3$, where $V_1 = P_X^\perp \varepsilon$, $V_2 = \sum_{i \in S^*} X(X^T X)^{-1} X_i u_i$, $V_3 = u$. Direct computation shows that

$$\begin{aligned} V_1^T V_2 &= 0, \\ V_2^T V_3 &= \|V_2\|_2^2 = \sum_{i \in S^*} \sum_{j \in S^*} u_i u_j X_i^T (X^T X)^{-1} X_j, \\ V_1^T V_3 &= \sum_{i \in S^*} (\varepsilon_i u_i - u_i \tilde{\eta}_i), \\ \|V_3\|_2^2 &= \sum_{i \in S^*} u_i^2, \end{aligned}$$

where we define $\tilde{\eta}_i := X_i^T (X^T X)^{-1} X^T \varepsilon$. Since P_X^\perp only has 0 and 1 as its eigenvalues, we have $\|V_1\|_2^2 = \|\varepsilon\|_2^2 \tilde{\varepsilon}^T P_X^\perp \tilde{\varepsilon} = O_p(n) O_p(1) = O_p(n)$, where $\tilde{\varepsilon} := \varepsilon / \|\varepsilon\|_2$. By Assumption 4 in Proposition A.1, we have $n/c_{\max}^2 \rightarrow 0$, and hence $\|V_1\|_2^2 = o_p(c_{\max}^2)$. By Part 5 of Lemma D.1, we have $V_2^T V_3 = o_p(s_0 c_{\max}^2)$. We also have

$$V_1^T V_3 = \sum_{i \in S^*} \left(O_p(1) u_i - u_i o_p(|u_i|) \right),$$

where we call $\tilde{\eta}_i := X_i^T (X^T X)^{-1} X^T \varepsilon = o_p(|u_i|)$ by part 8 of Lemma D.1. Hence

$$\begin{aligned} V_1^T V_3 &= \sum_{i \in S^*} \left(O_p(u_i) - o_p(u_i^2) \right) \\ &= \sum_{i \in S^*} \left(o_p(u_i^2) - o_p(u_i^2) \right) \\ &= o_p(s_0 u_i^2) \\ &= o_p(s_0 u_{\max}^2). \end{aligned}$$

As for $\|V_3\|_2^2$, we have $\|V_3\|_2^2 = O(s_0 u_{\max}^2)$. Hence we have

$$\begin{aligned} \hat{\sigma}^2 &= (n-p)^{-1} (\|V_1\|_2^2 - \|V_2\|_2^2 + \|V_3\|_2^2 + 2V_1^T V_3) \\ &= (n-p)^{-1} \left(o_p(u_{\max}^2) - o_p(s_0 u_{\max}^2) + o_p(s_0 u_{\max}^2) + O(s_0 u_{\max}^2) \right) \\ &= (n-p)^{-1} s_0 u_{\max}^2 \left(O(1) + o_p(1) \right) \\ &= (n-p)^{-1} s_0 u_{\min}^2 \left(O(1) + o_p(1) \right), \end{aligned}$$

where the last step follows from Assumption 5 in Proposition A.1. \square

Equipped with the above lemmas, the rest of the proof is very similar to that of Zhao et al. (2013, Theorem 2). Recall that we can write Cook's distance as

$$D_i = \frac{\hat{\varepsilon}_i^2}{p \hat{\sigma}^2} \frac{h_{ii}}{(1 - h_{ii})^2},$$

where

$$\begin{aligned} \hat{\varepsilon} &= P_X^\perp y = (u + \varepsilon) - X(X^T X)^{-1} X^T (u + \varepsilon), \\ \hat{\sigma}^2 &= \|\hat{\varepsilon}\|_2^2 / (n-p), \\ h_{ij} &= X_i^T (X^T X)^{-1} X_j. \end{aligned}$$

For $i \in S^*$, we can write

$$\hat{\varepsilon}_i = \varepsilon_i - X_i^T (X^T X)^{-1} X^T \varepsilon + u_i - X_i^T (X^T X)^{-1} \sum_{j \in S^*} X_j u_j.$$

For $i \in M^*$, we can write

$$\hat{\varepsilon}_i = \varepsilon_i - X_i^T (X^T X)^{-1} X^T \varepsilon - X_i^T (X^T X)^{-1} \sum_{j \in S^*} X_j u_j.$$

Recall that we define $\tilde{X}_i := X_i / \|X_i\|_2$. So we can write

$$\begin{aligned} X_i^T (X^T X)^{-1} X^T e &= n^{-1} \|X_i\|_2 \|X^T e\|_2 \underbrace{\tilde{X}_i^T \left(\frac{X^T X}{n} \right)^{-1} \frac{X^T e}{\|X^T e\|_2}}_{:= \eta_i} \\ &:= \tilde{\eta}_i. \end{aligned}$$

Also recall that we define $H_{ij} := \tilde{X}_i^T (X^T X / n)^{-1} \tilde{X}_j$. Thus, we can rewrite $\hat{\varepsilon}$ as:

$$\begin{aligned} \text{for } i \in S^*, \hat{\varepsilon}_i &= \varepsilon_i - \tilde{\eta}_i + u_i - \sum_{j \in S^*} u_j n^{-1} \|X_i\|_2 \|X_j\|_2 H_{ij} \\ &= u_i \left(1 + \frac{\varepsilon_i - \tilde{\eta}_i}{u_i} - \sum_{j \in S^*} \frac{u_j}{u_i} n^{-1} \|X_i\|_2 \|X_j\|_2 H_{ij} \right); \\ \text{for } i \in M^*, \hat{\varepsilon}_i &= \varepsilon_i - \tilde{\eta}_i - \sum_{j \in S^*} u_j n^{-1} \|X_i\|_2 \|X_j\|_2 H_{ij} \\ &= u_k \left(\frac{\varepsilon_i - \tilde{\eta}_i}{u_k} - \sum_{j \in S^*} \frac{u_j}{u_k} n^{-1} \|X_i\|_2 \|X_j\|_2 H_{ij} \right), \end{aligned}$$

where k is any index in S^* . Expressing h_{ii} in terms of H_{ii} , we have

$$D_i = \frac{\hat{\varepsilon}_i^2 n^{-1} \|X_i\|_2^2 H_{ii}}{p \hat{\sigma}^2 (1 - n^{-1} \|X_i\|_2^2 H_{ii})^2}.$$

Define

$$\begin{aligned} A_{n, u_i} &:= \left(1 + \frac{\varepsilon_i - \tilde{\eta}_i}{u_i} - \sum_{j \in S^*} \frac{u_j}{u_i} n^{-1} \|X_i\|_2 \|X_j\|_2 H_{ij} \right) \frac{\|X_i\|_2 H_{ii}^{1/2}}{|1 - n^{-1} \|X_i\|_2^2 H_{ii}|}, \\ G_{n, u_k} &:= \max_{i \in M^*} \left(\frac{\varepsilon_i - \tilde{\eta}_i}{u_k} - \sum_{j \in S^*} \frac{u_j}{u_k} n^{-1} \|X_i\|_2 \|X_j\|_2 H_{ij} \right) \frac{\|X_i\|_2 H_{ii}^{1/2}}{|1 - n^{-1} \|X_i\|_2^2 H_{ii}|}. \end{aligned}$$

It can be verified that

$$\begin{aligned} D_i &= u_i^2 (p n \hat{\sigma}^2)^{-1} A_{n, u_i}^2, \quad i \in S^* \\ \max_{i \in M^*} D_i &= u_k^2 (p n \hat{\sigma}^2)^{-1} G_{n, u_k}^2, \quad k \text{ is any index in } S^*. \end{aligned}$$

We then start to show that

$$\begin{aligned} A_{n, c_i} &\xrightarrow{p} \|X_i\|_2 H_{ii}^{1/2}, \\ G_{n, c_k} &\xrightarrow{p} 0, \end{aligned}$$

where we use \xrightarrow{p} to denote convergence in probability. We first consider G_{n, u_k} . For any $\delta > 0$, we define the event

$$\mathcal{A}_0 := \left\{ n^{-1} \max_{i \in [n]} \|X_i\|_2^2 < \delta C_{\min} \right\} \cap \left\{ C_{\min} \leq \lambda_{\min} \left(\frac{X^T X}{n} \right) \leq \lambda_{\max} \left(\frac{X^T X}{n} \right) \leq C_{\max} \right\}.$$

By part 4 of Lemma D.1, we know $\mathbb{P}(\mathcal{A}_0^c) \rightarrow 0$. On the event \mathcal{A}_0 , we have

$$\max_{i, j \in [n]} H_{ij} \leq \lambda_{\max} \left(\left(\frac{X^T X}{n} \right)^{-1} \right) \leq C_{\min}^{-1},$$

and for small enough δ , we have

$$\frac{\|X_i\|_2 H_{ii}^{1/2}}{|1 - n^{-1}\|X_i\|_2^2 H_{ii}|} = \frac{\|X_i\|_2 H_{ii}^{1/2}}{1 - n^{-1}\|X_i\|_2^2 H_{ii}} \leq \frac{\|X_i\|_2 C_{\min}^{-1/2}}{1 - \delta}.$$

Hence on \mathcal{A}_0 , we have

$$\begin{aligned} |G_{n,u_k}| \leq & \left(\underbrace{|u_k|^{-1} \max_{i \in M^*} |\varepsilon_i| \|X_i\|_2}_{:= G_{n,u_k}^{(1)}} + \underbrace{|u_k|^{-1} \max_{i \in M^*} |\tilde{\eta}_i| \|X_i\|_2}_{:= G_{n,u_k}^{(2)}} + \right. \\ & \left. \underbrace{n^{-1} C_{\min}^{-1} \sum_{j \in S^*} \max_{i \in M^*} \left| \frac{u_j}{u_k} \right| \|X_i\|_2^2 \|X_j\|_2}_{:= G_{n,u_k}^{(3)}} \right) \cdot \frac{C_{\min}^{-1/2}}{1 - \delta}. \end{aligned}$$

By part 2 of Lemma D.1, we have $G_{n,u_k}^{(1)} = o_p(1)$. Recalling the definition of $\tilde{\eta}_i$, we have

$$\begin{aligned} G_{n,u_k}^{(2)} &= \max_{i \in M} |u_k|^{-1} n^{-1} \|X_i\|_2^2 \|X^T \varepsilon\|_2 |\eta_i| \\ &\leq \left(\max_{i \in M^*} |u_k|^{-1} \|X^T e\|_2 \right) \left(\max_{i \in M^*} n^{-1} \|X_i\|_2^2 \right) \left(\max_{i \in M^*} |\eta_i| \right) \\ &= o_p(1) \cdot o_p(1) \cdot O_p(1), \end{aligned}$$

where the last step is true by part 3, 1, 8 of Lemma D.1 respectively. Hence $G_{n,u_k}^{(2)} = o_p(1)$. Meanwhile, $G_{n,u_k}^{(3)} = o_p(1)$ by part 7 of Lemma D.1. So $G_{n,u_k} = o_p(1)$ on \mathcal{A}_0 . We then notice that

$$\mathbb{P}(|G_{n,u_k}| > \delta) \leq \mathbb{P}\left(\left\{|G_{n,u_k}| > \delta\right\} \cap \mathcal{A}_0\right) + \mathbb{P}(\mathcal{A}_0^c) \rightarrow 0.$$

So $G_{n,u_k} \xrightarrow{p} 0$. We then consider A_{n,u_i} . It is easy to see that $\varepsilon_i = O_p(1)$. Since $|u_i| \rightarrow \infty$ by Assumption 4 in Proposition A.1, we have $\varepsilon_i/u_i = o_p(1)$. Also we know $\tilde{\eta}_i = o_p(|u_i|)$ by part 8 of Lemma D.1. Now notice that in the definition of A_{n,u_i} ,

$$\sum_{j \in S^*} \frac{u_j}{u_i} n^{-1} \|X_i\|_2 \|X_j\|_2 H_{ij} = o_p(1)$$

by part 6 of Lemma D.1, and $n^{-1} \|X_i\|_2^2 H_{ii} = o_p(1) \cdot O_p(1) = o_p(1)$ by part 1 and 4 of Lemma D.1. Putting the above pieces together, we conclude that $A_{n,u_i} \xrightarrow{p} \|X_i\|_2 H_{ii}^{1/2}$, so that

$$A_{n,u_i}^2 - G_{n,u_k}^2 \xrightarrow{p} \|X_i\|_2^2 H_{ii}.$$

In the proof of Zhao et al. (2013, Theorem 2) (step 4.2 in the supplements), they show that $p^{-1} \|X_i\|_2^2 = 1 + o_p(1)$, so $\mathbb{P}(p^{-1} \|X_i\|_2^2 > 1 - \delta) \rightarrow 1$ for small $\delta > 0$. Combining with $\mathbb{P}(H_{ii} > C_{\max}^{-1}) \rightarrow 1$, we have

$$\mathbb{P}(A_{n,u_i}^2 - G_{n,u_k}^2 > p(1 - \delta) C_{\max}^{-1}) \rightarrow 1.$$

Lemma D.2 tells that $\hat{\sigma}^2(n - p) s_0^{-1} u_{\min}^{-2} = O(1) + o_p(1)$. Hence for any $\delta > 0$ we have

$$\mathbb{P}(\hat{\sigma}^2(n - p) s_0^{-1} u_{\min}^{-2} - \theta_n > \delta) \rightarrow 0,$$

where we use θ_n to denote the $O(1)$ term. Suppose that θ_n is asymptotically bounded above by $K_{\max} > 0$, then for n large we have

$$\mathbb{P}(\hat{\sigma}^2(n - p) s_0^{-1} u_{\min}^{-2} > K_{\max} + \delta) \leq \mathbb{P}(\hat{\sigma}^2(n - p) s_0^{-1} u_{\min}^{-2} - \theta_n > \delta) \rightarrow 0.$$

Take $\delta = 1$, we get

$$\mathbb{P}(\hat{\sigma}^2(n - p) s_0^{-1} u_{\min}^{-2} > K_{\max} + 1) \rightarrow 0.$$

Equivalently, we have

$$\mathbb{P}\left(\underbrace{\hat{\sigma}^2 s_0^{-1} u_{\min}^{-2} p < (K_{\max} + 1)p(n-p)^{-1}}_{:=\mathcal{D}_1}\right) \rightarrow 1.$$

Recall that $\mathbb{P}(A_{n,u_i}^2 - G_{n,u_k}^2 > p(1-\delta)C_{\max}^{-1}) \rightarrow 1$. Since $p(1-\delta)C_{\max}^{-1} \rightarrow \infty$ and $p(n-p)^{-1} \rightarrow 0$ by Assumption 2 in Proposition A.1, we have that, for any $K > 0$,

$$\mathbb{P}\left(\underbrace{A_{n,u_i}^2 - G_{n,u_k}^2 > (K_{\max} + 1)p(n-p)^{-1}K}_{:=\mathcal{D}_2}\right) \rightarrow 1.$$

For $i \in S^*$, define $\mathcal{D}_3^{(i)} := \{A_{n,u_i}^2 - G_{n,u_i}^2 > 0\}$. It is easy to see that $\mathbb{P}(\mathcal{D}_3^{(i)}) \rightarrow 1$. For any $i \in S^*$, $K > 0$, we have

$$\begin{aligned} \mathbb{P}(ns_0 D_i - \max_{j \in M^*} ns_0 D_j > K) &= \mathbb{P}\left(s_0 c_i^2 (p\hat{\sigma}^2)^{-1} A_{n,u_i}^2 - s_0 c_k^2 (p\hat{\sigma}^2)^{-1} G_{n,u_k}^2 > K\right) \\ &= \mathbb{P}\left(s_0 u_i^2 (A_{n,u_i}^2 - G_{n,u_i}^2) > Kp\hat{\sigma}^2\right) \quad \text{take } k = i \\ &\geq \mathbb{P}\left(\left\{s_0 u_i^2 (A_{n,u_i}^2 - G_{n,u_i}^2) > Kp\hat{\sigma}^2\right\} \cap \mathcal{D}_3^{(i)}\right) \\ &\geq \mathbb{P}\left(\left\{s_0 u_{\min}^2 (A_{n,u_i}^2 - G_{n,u_i}^2) > Kp\hat{\sigma}^2\right\} \cap \mathcal{D}_3^{(i)}\right) \\ &= \mathbb{P}\left(\left\{A_{n,u_i}^2 - G_{n,u_i}^2 > K\hat{\sigma}^2 s_0^{-1} u_{\min}^{-2} p\right\} \cap \mathcal{D}_3^{(i)}\right) \\ &\geq \mathbb{P}(\mathcal{D}_1 \cap \mathcal{D}_2 \cap \mathcal{D}_3^{(i)}) \\ &\rightarrow 1, \end{aligned}$$

which completes the proof.

D.3 Proof of Theorem 3.1 and Corollaries 3.2 and 3.5

This proof is modified from the proof of Loftus & Taylor (2015, Theorem 3.1). We begin by notice that $y = \sigma \mathcal{Z} \nu / \|\nu\|_2 + z$. Plugging this expression to the quadratic constraints in Definition 2.2 gives (12)(13). Now notice that for the fixed index set M , we have $\mathcal{Z} \perp\!\!\!\perp z$ by orthogonality and properties of normal distribution. Then it follows that

$$\mathcal{Z} \left| \{\widehat{M} = M, z = z_0\} \stackrel{d}{=} \mathcal{Z} \left| \{\mathcal{Z} \in E_{M,z_0}, z = z_0\} \stackrel{d}{=} \mathcal{Z} \left| \{\mathcal{Z} \in E_{M,z_0}\}, \right.\right.$$

where $\stackrel{d}{=}$ denotes equivalence in distribution, and we drop $\{z = z_0\}$ in the last equation by independence. Notice that there is no randomness in E_{M,z_0} , hence $\mathcal{Z} \left| \{\widehat{M} = M, z = z_0\}$ is a truncated normal random variable as in (11). Applying inverse survival function transform (equivalently, the inverse CDF transform) gives

$$1 - F_{\frac{\nu^T \mu}{\sigma \|\nu\|_2}, 1}^{E_{M,z_0}}(\mathcal{Z}) \left| \{\widehat{M} = M, z = z_0\} \sim \text{unif}(0, 1).$$

Then we can marginalize over all possible values of z_0 and conclude (14). To show (17), we first notice that F_{ξ, γ^2}^E is a decreasing function in ξ (this follows from the fact that the truncated normal distribution has monotone likelihood ratio in the mean parameter, see Lee et al. (2016, Lemma A.1) for a detailed discussion). Hence we have

$$\begin{aligned} \mathbb{P}(L \leq \nu^T \mu \leq U \mid \widehat{M} = M) &= \mathbb{P}\left(F_{\frac{U}{\sigma \|\nu\|_2}, 1}^{E_{M,z}}(\mathcal{Z}) \leq F_{\frac{\nu^T \mu}{\sigma \|\nu\|_2}, 1}^{E_{M,z}}(\mathcal{Z}) \leq F_{\frac{L}{\sigma \|\nu\|_2}, 1}^{E_{M,z}}(\mathcal{Z}) \mid \widehat{M} = M\right) \\ &= \mathbb{P}\left(\frac{\alpha}{2} \leq \text{unif}(0, 1) \leq 1 - \frac{\alpha}{2} \mid \widehat{M} = M\right) \\ &= 1 - \alpha. \end{aligned}$$

D.4 Proof of Proposition 3.4

Denote the event $A = \{L_{\tilde{\alpha}} \leq x_0^T \beta^M \leq U_{\tilde{\alpha}} \mid \widehat{M} = M\}$, $B = \{|\varepsilon_0| \leq \Phi^{-1}(1 - \frac{\alpha - \tilde{\alpha}}{2})\sigma \mid \widehat{M} = M\}$. We have $\mathbb{P}(A) = 1 - \tilde{\alpha}$ and $\mathbb{P}(B) = 1 - (\alpha - \tilde{\alpha})$. Then

$$\begin{aligned}\mathbb{P}(A \cap B) &= \mathbb{P}(A) + \mathbb{P}(B) - \mathbb{P}(A \cup B) \\ &\geq \mathbb{P}(A) + \mathbb{P}(B) - 1 \\ &= 1 - \alpha.\end{aligned}$$

Since $A \cap B \Rightarrow \{L_{\tilde{\alpha}} - \Phi^{-1}(1 - \frac{\alpha - \tilde{\alpha}}{2})\sigma \leq x_0^T \beta^M + \varepsilon_0 \leq U_{\tilde{\alpha}} + \Phi^{-1}(1 - \frac{\alpha - \tilde{\alpha}}{2})\sigma \mid \widehat{M} = M\}$, we have

$$\mathbb{P}\left(L_{\tilde{\alpha}} - \Phi^{-1}(1 - \frac{\alpha - \tilde{\alpha}}{2})\sigma \leq x_0^T \beta^M + \varepsilon_0 \leq U_{\tilde{\alpha}} + \Phi^{-1}(1 - \frac{\alpha - \tilde{\alpha}}{2})\sigma \mid \widehat{M} = M\right) \geq \mathbb{P}(A \cap B) \geq 1 - \alpha.$$

D.5 Proof of Proposition 3.6

The desired result follows from direct computations as follows. By definition we have

$$\beta^M = \begin{pmatrix} X_{M,g}^T X_{M,g} & X_{M,g}^T X_{M,g^c} \\ X_{M,g^c}^T X_{M,g} & X_{M,g^c}^T X_{M,g^c} \end{pmatrix}^{-1} \begin{pmatrix} X_{M,g}^T \\ X_{M,g^c}^T \end{pmatrix} \mu_M.$$

Write $K = \begin{pmatrix} A & B \\ C & D \end{pmatrix}$ to be the block matrix above. The inversion formula gives

$$(K^{-1})_{11} = (A - BD^{-1}C)^{-1}, \quad (K^{-1})_{12} = -(A - BD^{-1}C)^{-1}BD^{-1}.$$

We are only interested in

$$(\beta^M)_g = \left((K^{-1})_{11} X_{M,g}^T + (K^{-1})_{12} X_{M,g^c}^T \right) \mu_M.$$

We have

$$\begin{aligned}(A - BD^{-1}C)^{-1} &= (X_{M,g}^T X_{M,g} - X_{M,g}^T \underbrace{X_{M,g^c} (X_{M,g^c}^T X_{M,g^c})^{-1} X_{M,g^c}^T}_{P_{M,g^c}} X_{M,g})^{-1} \\ &= (X_{M,g}^T (I - P_{M,g^c}) X_{M,g})^{-1} \\ &= (X_{M,g}^T P_{M,g^c}^\perp X_{M,g})^{-1}.\end{aligned}$$

So we have

$$\begin{aligned}(K^{-1})_{11} X_{M,g}^T &= (X_{M,g}^T P_{M,g^c}^\perp X_{M,g})^{-1} X_{M,g}^T \\ (K^{-1})_{12} X_{M,g^c}^T &= -(X_{M,g}^T P_{M,g^c}^\perp X_{M,g})^{-1} X_{M,g}^T \underbrace{X_{M,g^c} (X_{M,g^c}^T X_{M,g^c})^{-1} X_{M,g^c}^T}_{P_{M,g^c}}\end{aligned}$$

Hence

$$\begin{aligned}(\beta^M)_g &= (X_{M,g}^T P_{M,g^c}^\perp X_{M,g})^{-1} X_{M,g}^T (I - P_{M,g^c}) \mu_M \\ &= (X_{M,g}^T P_{M,g^c}^\perp X_{M,g})^{-1} X_{M,g}^T P_{M,g^c}^\perp \mu_M \\ &= \tilde{X}_{M,g}^+ \mu_M,\end{aligned}$$

which shows the first iff in Equation (19). For the second iff in Equation (19), we have

- $\tilde{X}_{M,g}^+ \mu_M = 0 \Rightarrow \tilde{X}_{M,g} \tilde{X}_{M,g}^+ \mu_M = 0 \Rightarrow \tilde{P}_{M,g} \mu_M;$
- $\tilde{P}_{M,g} \mu_M = 0 \Rightarrow \tilde{X}_{M,g} \tilde{X}_{M,g}^+ \mu_M = 0 \Rightarrow \tilde{X}_{M,g}^+ \tilde{X}_{M,g} \tilde{X}_{M,g}^+ \mu_M = 0 \Rightarrow \tilde{X}_{M,g}^+ \mu_M = 0.$

Then we consider $\dot{P}_{M,g}$. Its symmetry and idempotency are easy to check. Now notice that

$$\dot{P}_{M,g} \mu = \tilde{P}_{M,g} \mu_M,$$

which establishes the iff in Equation (20).

D.6 Proof of Theorem 3.7

This proof is modified from the proof of Loftus & Taylor (2015, Theorem 3.1). We begin by proving two useful lemmas.

Lemma D.3. *Consider $y \sim N(0, \sigma^2 I)$. Then the length $\|y\|_2$ is a complete sufficient statistic for σ^{-2} and the direction $y/\|y\|_2$ is ancillary for σ . Moreover, we have $\|y\|_2 \perp\!\!\!\perp y/\|y\|_2$.*

Proof. Notice that y is in the exponential family with densities $f_Y(y) \propto \exp\{\sigma^{-2}\|y\|_2^2\}$. By Shao (2003, Proposition 2.1), $\|y\|_2^2$ is a complete sufficient statistic for σ^{-2} . Hence by the factorization theorem and the definition of completeness, the length $\|y\|_2$ is complete and sufficient for σ . To show the direction $y/\|y\|_2$ is ancillary, we notice that $y/\|y\|_2 = \sigma^{-1}y/\sigma^{-1}\|y\|_2$, and $\sigma^{-1}y \sim N(0, I)$, so the distribution of the direction does not depend on σ . Then the independence between the length and the direction follows from Basu's theorem. \square

Lemma D.4. *Consider $y \sim N(\mu, \sigma^2 I)$. Let $\mathcal{L} \subseteq \mathbb{R}^n$ be a linear subspace and let $P_{\mathcal{L}}$ be the projection matrix onto \mathcal{L} . If $P_{\mathcal{L}}\mu = 0$, then the length $\|P_{\mathcal{L}}y\|_2$ is a complete sufficient statistic for σ and the direction $P_{\mathcal{L}}y/\|P_{\mathcal{L}}y\|_2$ is ancillary for σ . Moreover, we have $\|P_{\mathcal{L}}y\|_2 \perp\!\!\!\perp P_{\mathcal{L}}y/\|P_{\mathcal{L}}y\|_2$.*

Proof. This proof is modified from the proof of Yang et al. (2016, Lemma A.1). Take V to be the matrix whose columns form an orthonormal basis of \mathcal{L} . We then have $V^T y \sim N(V^T \mu, \sigma^2 I)$. Notice that $P_{\mathcal{L}} = VV^T$ and we have $VV^T \mu = 0$ by our assumption. Multiplying both sides by V^T gives $V^T \mu = 0$. Hence $V^T y \sim N(0, \sigma^2 I)$ and by Lemma D.3, we know $\|V^T y\|_2$ is complete and sufficient for σ and $V^T y/\|V^T y\|_2$ is ancillary. Now notice that $\|V^T y\|_2 = \|P_{\mathcal{L}}y\|_2$, which gives the completeness and sufficiency of $\|P_{\mathcal{L}}y\|_2$. On the other hand, we have $P_{\mathcal{L}}y/\|P_{\mathcal{L}}y\|_2 = VV^T y/\|V^T y\|_2$, which establishes the ancillarity of $P_{\mathcal{L}}y/\|P_{\mathcal{L}}y\|_2$. Then the independence follows from Basu's theorem. \square

By proposition 3.6, $\check{P}_{M,g}\mu = 0$ under $H_0(M, g) : \beta_g^M = 0$. Then by Lemma D.4, we have $\mathcal{Z} \perp\!\!\!\perp (w, z)$ for the fixed index set M . Now notice that $y = \sigma \mathcal{X}w + z$. Plugging this expression to the quadratic constraints in Definition 2.2 gives (25)(26). We then have

$$\begin{aligned} \mathcal{X}^2 \left| \left\{ \widehat{M} = M, w = w_0, z = z_0 \right\} \right. &\stackrel{d}{=} \mathcal{X}^2 \left| \left\{ \mathcal{X}^2 \in E_{M, w_0, z_0}, w = w_0, z = z_0 \right\} \right. \\ &\stackrel{d}{=} \mathcal{X}^2 \left| \left\{ \mathcal{X}^2 \in E_{M, w_0, z_0} \right\}, \right. \end{aligned}$$

where we drop $\{w = w_0, z = z_0\}$ in the last equation by independence. Since E_{M, w_0, z_0} has no randomness, we can conclude that \mathcal{X}^2 is a truncated χ^2 random variable as in (24). Then applying inverse survival function transform and marginalizing over all possible values of (w_0, z_0) gives (27).

D.7 Proof of Proposition 3.8

By proposition 3.6, $\beta_g^M = 0 \Leftrightarrow \tilde{X}_{M,g}^+ \mu_M = (X_{M,g}^T P_{M,g^c}^\perp X_{M,g})^{-1} X_{M,g}^T P_{M,g^c}^\perp \mu_M = 0$, which is equivalent to $X_{M,g}^T P_{M,g^c}^\perp \mu_M = 0$. So $\mu_M \in \mathcal{C}(X_{M,g^c}) \Rightarrow P_{M,g^c}^\perp \mu_M = 0 \Rightarrow \beta_g^M = 0$.

To show the opposite direction does not hold, we need to find μ_M such that $X_{M,g}^T P_{M,g^c}^\perp \mu_M = 0$ and $\mu_M \notin \mathcal{C}(X_{M,g^c})$. Notice that $\mu_M \in \mathcal{C}(X_{M,g^c}) \Rightarrow P_{M,g^c}^\perp \mu_M = 0$, so it suffices to find μ_M such that $X_{M,g}^T P_{M,g^c}^\perp \mu_M = 0$ and $P_{M,g^c}^\perp \mu_M \neq 0$. This reduces to showing $\text{null}(X_{M,g}^T) \cap \mathcal{C}(P_{M,g^c}^\perp) \neq \{0\}$, since if this is true, $\exists \mu_M \in \mathbb{R}^{|M|}, 0 \neq \gamma \in \mathbb{R}^{|M|}$ with $X_{M,g}^T \gamma = 0, P_{M,g^c}^\perp \mu_M = \gamma$. Notice that $\text{nullity}(X_{M,g}^T) = |M| - |g|$ and $\text{rank}(P_{M,g^c}^\perp) = |M| - |g^c| = |M| - p + |g|$. Hence the dimension of $\text{null}(X_{M,g}^T)$ and $\mathcal{C}(P_{M,g^c}^\perp)$ adds up to $2|M| - p > |M|$, hence the intersection of the two spaces must be non-trivial.

Now if instead we assume $M \subseteq M^*$ and $\beta_g^M = 0$, then $\beta_g^* = 0$ and $u_M^* = 0$ and the proof is completed by noticing that $\mu_M = X_{M,g} \beta_g^* + X_{M,g^c} \beta_{g^c}^* + u_M^* = X_{M,g^c} \beta_{g^c}^* = X_{M,g^c} \beta_{g^c}^M$.

D.8 Proof of Theorem 3.9

This proof is modified from the proof of Loftus & Taylor (2015, Theorem 4.1). We begin by noticing that $P_{\text{sub}}, P_{\text{sub}}^\perp, P_{\text{full}}, P_{\text{full}}^\perp$ are all orthogonal projection matrices. We also have

$$P_{\text{sub}}P_{\text{full}} = \begin{pmatrix} P_{M, g^c}P_{M, \bullet} & 0_{|M| \times (n-|M|)} \\ 0_{(n-|M|) \times |M|} & I_{(n-|M|)} \end{pmatrix} = P_{\text{sub}},$$

and similarly $P_{\text{full}}P_{\text{sub}} = P_{\text{sub}}$. It follows that $(P_{\text{full}} - P_{\text{sub}})^2 = P_{\text{full}} - P_{\text{sub}}$ and $(P_{\text{sub}}^\perp - P_{\text{full}}^\perp)^2 = (P_{\text{full}} - P_{\text{sub}})^2 = P_{\text{full}} - P_{\text{sub}} = P_{\text{sub}}^\perp - P_{\text{full}}^\perp$, which means $P_{\text{full}} - P_{\text{sub}}$ and $P_{\text{sub}}^\perp - P_{\text{full}}^\perp$ are both orthogonal projection matrices. Then we have

$$\|R_1\|_2^2 - \|R_2\|_2^2 = \|P_{\text{sub}}^\perp y\|_2^2 - \|P_{\text{full}}^\perp y\|_2^2 = y^T (P_{\text{sub}}^\perp - P_{\text{full}}^\perp) y = \|(P_{\text{sub}}^\perp - P_{\text{full}}^\perp) y\|_2^2 = \|R_1 - R_2\|_2^2.$$

Under the null, we have

$$(P_{\text{sub}}^\perp - P_{\text{full}}^\perp)\mu = \begin{pmatrix} P_{M, g^c}^\perp \mu_M \\ 0 \end{pmatrix} - \begin{pmatrix} P_{M, \bullet}^\perp \mu_M \\ 0 \end{pmatrix} = 0,$$

which means the numerator of \mathcal{F} is a centered random variable. Similarly, under the null, we have

$$P_{\text{full}}^\perp \mu = \begin{pmatrix} P_{M, \bullet}^\perp \mu_M \\ 0 \end{pmatrix} = 0,$$

which means the denominator of \mathcal{F} is also a centered random variable. Moreover, since $(P_{\text{sub}}^\perp - P_{\text{full}}^\perp)P_{\text{full}}^\perp = 0$, the numerator and the denominator of \mathcal{F} are orthogonal to each other. In the non-selective setup, \mathcal{F} will be a centered F random variable. Now let us notice that we can write

$$y = r(g_1(\mathcal{F})w_\Delta + g_2(\mathcal{F})w_2) + z.$$

Plugging the above expression to Definition 2.2 gives the expression for $E_{M, w_\Delta, w_2, z, r}$ as in (32)(33). Then we have

$$\begin{aligned} \mathcal{F} & \left| \left\{ \widehat{M} = M, w_\Delta = w_\Delta^0, w_2 = w_2^0, z = z_0, r = r_0 \right\} \right. \\ & \stackrel{d}{=} \mathcal{F} \left| \left\{ \mathcal{F} \in E_{M, w_\Delta^0, w_2^0, z_0, r_0}, w_\Delta = w_\Delta^0, w_2 = w_2^0, z = z_0, r = r_0 \right\} \right. \end{aligned}$$

We claim that $\mathcal{F} \perp (w_\Delta, w_2, z, r)$ for the fixed M , so that we can drop $\{w_\Delta = w_\Delta^0, w_2 = w_2^0, z = z_0, r = r_0\}$ in the R.H.S., and a similar argument as in the proof of Theorem 3.1 and Theorem 3.7 will give the desired result. Next we establish the independence.

Independence between \mathcal{F} and w_Δ : We have shown $R_1 - R_2$ is orthogonal to, hence independent of R_2 for fixed M . So $w_\Delta \perp \|R_2\|_2^2$. By Lemma D.4, $w_\Delta \perp \|R_1 - R_2\|_2^2$. Hence $\mathcal{F} \perp w_\Delta$.

Independence between \mathcal{F} and w_2 : The independence between $(R_1 - R_2, R_2)$ implies $w_2 \perp \|R_1 - R_2\|_2^2$ and by Lemma D.4, $w_2 \perp \|R_2\|_2^2$. Hence $\mathcal{F} \perp w_2$.

Independence between \mathcal{F} and z : Since $P_{\text{sub}}P_{\text{sub}}^\perp = 0$ and $P_{\text{sub}}P_{\text{full}}^\perp = 0$, we have $z \perp (R_1, R_2)$. Hence $\mathcal{F} \perp z$.

Independence between \mathcal{F} and r : By Lemma D.4, r is complete and sufficient for σ . Under the null, \mathcal{F} is ancillary. Hence $\mathcal{F} \perp r$ by Basu's theorem.

Appendix E Implementation Details

E.1 Computing the Truncation Set for F Statistic

Recall that we want to solve the set

$$\{\mathcal{F} \geq 0 : y = r(g_1(\mathcal{F})w_\Delta + g_2(\mathcal{F})w_2) + z, y^T Q_{M, k} y + a_{M, k}^T y + b_{M, k} \geq 0\},$$

where all the quantities are defined in Theorem 3.9. Plugging the expression for y to the quadratic constraints, we can show the desired set are those \mathcal{F} such that

$$\begin{aligned} & \underbrace{r^2 w_{\Delta}^T Q_{M,k} w_{\Delta}}_{x_{11}} g_1^2(\mathcal{F}) + \underbrace{2r^2 w_{\Delta}^T Q_{M,k} w_{\Delta}}_{x_{12}} g_1(\mathcal{F}) g_2(\mathcal{F}) + \underbrace{r^2 w_2^T Q_{M,k} w_2}_{x_{22}} g_2^2(\mathcal{F}) \\ & + \underbrace{r(2w_{\Delta}^T Q_{M,k} z + a_{M,k}^T w_{\Delta})}_{x_1} g_1(\mathcal{F}) + \underbrace{r(2w_2^T Q_{M,k} z + a_{M,k}^T w_2)}_{x_2} g_2(\mathcal{F}) \\ & + \underbrace{z^T Q_{M,k} z + a_{M,k}^T z + b_{M,k}}_{x_0} \geq 0, \end{aligned}$$

where we define $(x_{11}, x_{12}, x_{22}, x_1, x_2, x_0)$ with a little abuse of notation. We then let

$$|g|\mathcal{F}/(|M| - p) = \tan^2(\theta), \quad 0 \leq \theta < \frac{\pi}{2}.$$

With this change of parameterization and using $e^{i\theta} = \cos \theta + i \sin \theta$, we have

$$\begin{aligned} g_1^2(\mathcal{F}) &= \frac{1 - \cos(2\theta)}{2} = \frac{1}{4}(2 - e^{i2\theta} - e^{-i2\theta}), \\ g_2^2(\mathcal{F}) &= \frac{1 + \cos(2\theta)}{2} = \frac{1}{4}(2 + e^{i2\theta} + e^{-i2\theta}), \\ g_1(\mathcal{F})g_2(\mathcal{F}) &= \frac{1}{2} \sin(2\theta) = -\frac{i}{4}(e^{i2\theta} - e^{-i2\theta}), \\ g_1(\mathcal{F}) &= -\frac{i}{2}(e^{i\theta} - e^{-i\theta}), \\ g_2(\mathcal{F}) &= \frac{1}{2}(e^{i\theta} + e^{-i\theta}). \end{aligned}$$

Let $t = e^{i\theta}$. Then the original inequality in \mathcal{F} becomes

$$\begin{aligned} & \left(-\frac{r^2}{2}x_{11} - \frac{r^2}{4}x_{12}i + \frac{r^2}{4}x_{22}\right)t^2 + \left(-\frac{r^2}{4}x_{11} + \frac{r^2}{4}x_{12}i + \frac{r^2}{4}x_{22}\right)t^{-2} \\ & + \left(\frac{r}{2}x_2 - \frac{r}{2}x_1i\right)t + \left(\frac{r}{2}x_2 + \frac{r}{2}x_1i\right)t^{-1} \\ & + \frac{r^2}{2}(x_{11} + x_{22}) + x_0 \geq 0. \end{aligned}$$

We numerically solve the solution of the above polynomial in t with complex coefficients. Direct transformation from t to the original domain in \mathcal{F} can be numerically unstable, so we transform the solution in t to a small interval that contains the roots (in \mathcal{F}), and then use the `uniroot` function in `R` to numerically solve for the solution in \mathcal{F} . This strategy was adopted by Loftus & Taylor (2015) and is numerically stable.

E.2 Evaluating Truncated Survival Functions

E.2.1 The Naive Implementation

Let X be a one-dimensional random variable. Let F be its (non-truncated) CDF and let f be its (non-truncated) PDF. In our case, we will have a truncation set $E \subseteq \mathbb{R}$, and we are interested in the truncated random variable $X|\{X \in E\}$, whose PDF is proportional to $f(x) \cdot \mathbb{1}\{x \in E\}$. What we want is the survival function (or CDF) of this truncated random variable. Explicitly, we want

$$\mathbb{P}(X \geq q \mid X \in E) = \frac{\mathbb{P}(X \in E \cap [q, \infty))}{\mathbb{P}(X \in E)},$$

where q is some quantile. The naive implementation to compute this quantity is to compute the numerator and denominator separately and then take the fraction. Empirically, we find that under the null, this strategy works quite well. However, when the truth is far away from the null, we find empirically that both the numerator and the denominator will be extremely close to zero, so that taking the fraction causes severe numerical issues, and sometimes `R` will give `NaN`.

E.2.2 The Approximation

Let us restate the problem explicitly. We want to compute

$$\frac{\mathbb{P}(X \in E_1)}{\mathbb{P}(X \in E_2)}$$

in a numerically stable way, where E_1, E_2 are unions of intervals.

Truncated Normal Distribution

Once we solve this problem for the normal distribution, we will also have solved the problem for χ^2, t , and F distributions since these can be efficiently and accurately approximated by normal distributions. The strategy for the truncated normal distribution was first adopted in the `selectiveInference` package (Tibshirani et al. 2017), where in their case, E_1, E_2 are both a single interval. We extend their strategy to the more general case where E_1, E_2 are both unions of intervals.

Let $Z \sim N(0, 1)$. WLOG we can assume E_1 and E_2 are unions of disjoint intervals with positive endpoints. By Equation (14) in Bryc (2002), for $z \in [0, \infty)$, we have

$$\begin{aligned} \mathbb{P}(Z > z) &\approx h(z) \exp\{-z^2/2\}, \\ h(z) &= \frac{z^2 + 5.575192695z + 12.77436324}{\sqrt{2\pi}z^3 + 14.38718147z^2 + 31.53531977z + 2 \times 12.77436324}. \end{aligned}$$

Recall that we want

$$\begin{aligned} \frac{\mathbb{P}(Z \in E_1)}{\mathbb{P}(Z \in E_2)} &= \frac{\sum_{i \in I} \mathbb{P}(l_i \leq Z \leq u_i)}{\sum_{j \in J} \mathbb{P}(l_j \leq Z \leq u_j)} \\ &\approx \frac{\sum_{i \in I} \left(h(u_i) \exp\{-u_i^2/2\} - h(l_i) \exp\{-l_i^2/2\} \right)}{\sum_{j \in J} \left(h(u_j) \exp\{-u_j^2/2\} - h(l_j) \exp\{-l_j^2/2\} \right)}, \end{aligned}$$

where I, J are finite index sets. In order to avoid the situation when $\exp\{-u_i^2/2\}$ is too close to zero, we introduce a constant C , and write

$$\frac{\mathbb{P}(Z \in E_1)}{\mathbb{P}(Z \in E_2)} \approx \frac{\sum_{i \in I} \left(h(u_i) \exp\{-u_i^2/2 + C\} - h(l_i) \exp\{-l_i^2/2 + C\} \right)}{\sum_{j \in J} \left(h(u_j) \exp\{-u_j^2/2 + C\} - h(l_j) \exp\{-l_j^2/2 + C\} \right)}.$$

To ensure the numerical stability, we loop C over the 0%, 20%, 40%, 60%, 80%, 100% quantiles of the set $\{u_k^2/2, l_k^2/2 : k \in I \cup J\}$, and empirically this choice of C gives numerically stable results.

Truncated χ^2 Distribution

Canal (2005) gives a normal approximation for the χ^2 distribution. Consider $X \sim \chi_r^2$. Then the random variable

$$L(X) := \left(\frac{X}{r}\right)^{1/6} - \frac{1}{2}\left(\frac{X}{r}\right)^{1/3} + \frac{1}{3}\left(\frac{X}{r}\right)^{1/2}$$

is approximated normal distributed with mean

$$\frac{5}{6} - \frac{1}{9r} - \frac{7}{648r^2} + \frac{25}{2187r^3}$$

and variance

$$\frac{1}{18r} + \frac{1}{162r^2} - \frac{37}{11664r^3}.$$

Taking derivatives, one can easily show that L is a monotone increasing function of X . So $\mathbb{P}(X \geq q) = \mathbb{P}(L(X) \geq L(q))$. Then we can use the approximation for the normal distribution to compute the desired quantity.

Truncated t Distribution

Ling (1978) studies the accuracy of approximation formulas for the t , χ^2 , and F CDFs. According to this work, the normal approximation of the t distribution given by Peizer & Pratt (1968) performs well in most situations. Consider $X \sim t_r$. By Ling (1978, Equation (2.6)), we have

$$\mathbb{P}(X \geq q) \approx \mathbb{P}\left(Z \geq \left(r - \frac{2}{3} + \frac{1}{10r}\right) \cdot \sqrt{\frac{\log(1 + q^2/r)}{r - 5/6}}\right),$$

where $Z \sim N(0, 1)$. Then we can again use the approximation for truncated normal distribution to compute the desired quantity.

Truncated F Distribution

Again by Ling (1978), the normal approximation for F distribution given by Peizer & Pratt (1968) performs well in most situations. Consider $X \sim F_{r_1, r_2}$. By Ling (1978, Equation (4.3)), we have

$$\mathbb{P}(X \geq q) \approx \mathbb{P}\left(Z \geq D \cdot \sqrt{\frac{1 + Q \cdot g(\frac{S}{NP}) + P \cdot g(\frac{R}{NQ})}{(N + \frac{1}{6})PQ}}\right),$$

where $Z \sim N(0, 1)$, and

$$\begin{aligned} R &= \frac{r_1 - 1}{2}, S = \frac{r_2 - 1}{2}, N = \frac{r_1 + r_2 - 2}{2}, \\ P &= \frac{r_2}{r_1 q + r_2}, Q = 1 - P, \\ D &= S + \frac{1}{6} - (N + \frac{1}{3})P + 0.04\left(\frac{Q}{r_2} - \frac{P}{r_1} + \frac{Q - 0.5}{r_1 + r_2}\right), \\ g(x) &= \begin{cases} \frac{1-x^2+2x \log x}{1-x^2}, & 0 < x < 1 \\ \frac{-x^2+1+2x \log x}{x^2-1}, & x > 1 \\ 1, & x = 0 \\ 0, & x = 1 \end{cases}. \end{aligned}$$

Using the approximation for the truncated normal distribution gives the desired quantity.

References

- Atkinson, A. (1986), ‘[influential observations, high leverage points, and outliers in linear regression]: Comment: Aspects of diagnostic regression analysis’, *Statistical Science* **1**(3), 397–402.
- Atkinson, A. C. & Atkinson, A. C. (1985), Plots, transformations and regression; an introduction to graphical methods of diagnostic regression analysis, Technical report.
- Belsley, D. A., Kuh, E. & Welsch, R. E. (2005), *Regression diagnostics: Identifying influential data and sources of collinearity*, Vol. 571, John Wiley & Sons.
- Bi, N., Markovic, J., Xia, L. & Taylor, J. (2017), ‘Interactive data analysis’, *arXiv preprint arXiv:1707.06692*.
- Bloomfield, P. & Steiger, W. L. (1984), ‘Least absolute deviations: theory, applications and algorithms’.
- Brownlee, K. A. (1965), *Statistical theory and methodology in science and engineering*, Vol. 150, Wiley New York.
- Bryc, W. (2002), ‘A uniform approximation to the right normal tail integral’, *Applied mathematics and computation* **127**(2), 365–374.

- Canal, L. (2005), ‘A normal approximation for the chi-square distribution’, *Computational statistics & data analysis* **48**(4), 803–808.
- Cook, R. D. (1977), ‘Detection of influential observation in linear regression’, *Technometrics* **19**(1), 15–18.
- Daniel, C. & Wood, F. S. (1999), *Fitting equations to data: computer analysis of multifactor data*, John Wiley & Sons, Inc.
- Fithian, W., Sun, D. & Taylor, J. (2014), ‘Optimal inference after model selection’, *arXiv preprint arXiv:1410.2597*.
- Hadi, A. (1990), A stepwise procedure for identifying multiple outliers in linear regression, in ‘American Statistical Association Proceedings of the Statistical Computing Section’, Vol. 137, p. 142.
- Hoeting, J., Raftery, A. E. & Madigan, D. (1996), ‘A method for simultaneous variable selection and outlier identification in linear regression’, *Computational Statistics & Data Analysis* **22**(3), 251–270.
- Huber, P. & Ronchetti, E. (1981), ‘Robust statistics, ser’, *Wiley Series in Probability and Mathematical Statistics. New York, NY, USA, Wiley-IEEE* **52**, 54.
- Lee, J. D., Sun, D. L., Sun, Y., Taylor, J. E. et al. (2016), ‘Exact post-selection inference, with application to the lasso’, *The Annals of Statistics* **44**(3), 907–927.
- Ling, R. F. (1978), ‘A study of the accuracy of some approximations for t, χ^2 , and f tail probabilities’, *Journal of the American Statistical Association* **73**(362), 274–283.
- Loftus, J. R. & Taylor, J. E. (2015), ‘Selective inference in regression models with groups of variables’, *arXiv preprint arXiv:1511.01478*.
- Peizer, D. B. & Pratt, J. W. (1968), ‘A normal approximation for binomial, f, beta, and other common, related tail probabilities, i’, *Journal of the American Statistical Association* **63**(324), 1416–1456.
- R Core Team (2017), *R: A Language and Environment for Statistical Computing*, R Foundation for Statistical Computing, Vienna, Austria.
URL: <https://www.R-project.org/>
- Reid, S., Tibshirani, R. & Friedman, J. (2013), ‘A study of error variance estimation in lasso regression’, *arXiv preprint arXiv:1311.5274*.
- Shao, J. (2003), ‘Springer texts in statistics’.
- She, Y. & Owen, A. B. (2011), ‘Outlier detection using nonconvex penalized regression’, *Journal of the American Statistical Association* **106**(494), 626–639.
- Taylor, J. & Tibshirani, R. J. (2015), ‘Statistical learning and selective inference’, *Proceedings of the National Academy of Sciences* **112**(25), 7629–7634.
- Tibshirani, R. (1996), ‘Regression shrinkage and selection via the lasso’, *Journal of the Royal Statistical Society. Series B (Methodological)* pp. 267–288.
- Tibshirani, R. J., Taylor, J. et al. (2011), ‘The solution path of the generalized lasso’, *The Annals of Statistics* **39**(3), 1335–1371.
- Tibshirani, R., Tibshirani, R., Taylor, J., Loftus, J. & Reid, S. (2017), *selectiveInference: Tools for Post-Selection Inference*. R package version 1.2.2.
URL: <https://CRAN.R-project.org/package=selectiveInference>
- Welsch, R. E. & Kuh, E. (1977), ‘Linear regression diagnostics’.
- Yang, F., Barber, R. F., Jain, P. & Lafferty, J. (2016), Selective inference for group-sparse linear models, in ‘Advances in Neural Information Processing Systems’, pp. 2469–2477.
- Zhao, J., Leng, C., Li, L., Wang, H. et al. (2013), ‘High-dimensional influence measure’, *The Annals of Statistics* **41**(5), 2639–2667.