

# Hardness Results on Finding Leafless Elementary Trapping Sets and Elementary Absorbing Sets of LDPC Codes

Ali Dehghan and Amir H. Banihashemi, *Senior Member, IEEE*

Department of Systems and Computer Engineering, Carleton University, Ottawa, Ontario, Canada

## Abstract

Leafless elementary trapping sets (LETSSs) are known to be the problematic structures in the error floor region of low-density parity-check (LDPC) codes over the additive white Gaussian (AWGN) channel under iterative decoding algorithms. While problems involving the general category of trapping sets, and the subcategory of elementary trapping sets (ETSSs), have been shown to be NP-hard, similar results for LETSSs, which are a subset of ETSSs are not available. In this paper, we prove that, for a general LDPC code, finding a LETS of a given size  $a$  with minimum number of unsatisfied check nodes  $b$  is NP-hard to approximate with any guaranteed precision. We also prove that finding the minimum size  $a$  of a LETS with a given  $b$  is NP-hard to approximate. Similar results are proved for elementary absorbing sets, a popular subcategory of LETSSs.

**Index Terms:** Low-density parity-check (LDPC) codes, trapping sets (TS), elementary trapping sets (ETS), leafless elementary trapping sets (LETSS), absorbing sets (ABS), elementary absorbing sets (EABS), computational complexity, NP-hardness.

## I. INTRODUCTION

The error floor of low-density parity-check (LDPC) codes under iterative decoding algorithms is attributed to certain combinatorial structures in the Tanner graph of the code, collectively referred to as *trapping sets*. A trapping set is often classified by its size  $a$  and the number of unsatisfied check nodes  $b$  in its induced subgraph. In this case, the trapping set is said to belong to the  $(a, b)$  class. The problematic trapping sets that cause the error floor depend not only on the Tanner graph of the code, but also on the channel model, quantization scheme and the decoding algorithm. For variable-regular LDPC codes over the additive white Gaussian noise

(AWGN) channel, the culprits are known to be a subcategory of trapping sets, called *leafless elementary trapping sets (LETSS)* [1], [2]. Leafless ETSs are also the majority of problematic structures in the error floor region of irregular LDPC codes over the AWGN channel [3]. The term “elementary” indicates that all the check nodes in the induced subgraph of the trapping set have degree one or two, and the term “leafless” means that each variable node is connected to at least two satisfied check nodes, i.e., the *normal graph* [1] of the trapping set contains no leaf.

There has been a flurry of research activity to characterize different categories of trapping sets and to devise search algorithms to find them [1] – [8]. In particular, recently, Hashemi and Banihashemi [2] proposed a characterization of LETSSs for variable-regular Tanner graphs based on a hierarchy of graphical structures that starts from a simple cycle and expands recursively to reach the targeted LETS. The characterization, referred to as *dpl*, is based on three simple expansion techniques, dubbed *dot (degree-one-tree)*, *path*, and *lollipop*, and has the property that it generates a LETS at each and every step of the expansion process. Within this framework, the authors of [2] proved the optimality of *dpl* search, in that, it can find LETSSs within a certain range of  $a \leq a_{max}$  and  $b \leq b_{max}$ , exhaustively, by starting from simple cycles whose maximum length is minimized, and by generating the minimum number of undesirable structures that are outside the range of interest. The complexity of the *dpl* search of [2] depends highly on the multiplicity of short simple cycles in the graph and the number of LETS structures in different classes within the range of the search. It was shown in [9] that the multiplicities of simple cycles of different fixed lengths in random bipartite graphs tend to independent Poisson random variables with fixed expected values, as the size of the graph tends to infinity (for fixed degree distributions). It was further shown in [10] that the average multiplicity of LETS structures within different  $(a, b)$  classes, where  $a$  and  $b$  are fixed values, tends to zero or a non-zero constant asymptotically. While these results verify the efficiency of the *dpl* search *on average* and for small (fixed) values of  $a_{max}$  and  $b_{max}$ , they do not provide much insight into the worst-case computational complexity of the algorithm.

McGregor and Milenkovic [11] studied the computational complexity of finding different categories of trapping sets. In particular, they showed that for a given  $a$ , finding an  $(a, b)$  trapping set with minimum  $b$  is an NP-hard problem. Also, given  $b$ , it was shown that finding an  $(a, b)$  ETS with minimum  $a$  is NP-hard [11]. In fact, the results of [11] indicate that, for any constant  $\epsilon$ , there is no polynomial-time  $\epsilon$ -approximation algorithm for any of the two problems, unless  $RP=NP$  or  $P=NP$ , respectively. On the other hand, when a problem is NP-hard, the restricted

cases of that problem can be NP-hard or polynomial time solvable. We thus cannot judge the computational complexity of finding LETSs based on that of finding ETSs. Moreover, to the best of our knowledge, there is no result on the worst-case computational complexity of finding LETSs. The fact that LETSs are the main problematic structures in the error floor region of LDPC codes over the AWGN channel [2], [12], however, makes such a problem worth investigating.

In this paper, we study the computational complexity of finding LETSs in variable-regular LDPC codes. In particular, we consider the following two problems: (i) for a given  $(d_v, d_c)$ -regular Tanner graph  $G$  and an integer  $a$ , find an  $(a, b)$  LETS with minimum  $b$  in  $G$ , and (ii) for a given  $b$ , find a LETS with minimum size  $a$  in  $G$ . We prove that both problems are NP-hard, even to approximate with any guaranteed precision, no matter how fast the precision scales with the size of the problem. This implies that there is no polynomial-time algorithm to even approximate the solution to any of these problems, unless  $P = NP$ . In addition, we study the computational complexity of finding *elementary absorbing sets (EABS)*, a subcategory of LETSs. Absorbing sets are the fixed points of bit-flipping decoding algorithms [13], [14], and are also shown to be relevant in the context of quantized decoders over the AWGN channel [14]. Among absorbing sets, the elementary ones are known to be the most problematic. We note that EABSs and LETSs are identical sets for variable-regular LDPC codes with  $d_v = 3$ . For other values of  $d_v$ , EABSs are a subset of LETSs. For EABSs, we prove that both Problems (i) and (ii) are still NP-hard, even to approximate with any guaranteed precision.

The organization of the rest of the paper is as follows: In Section II, we present some preliminaries including some definitions and notations. This is followed in Sections III and IV by our results on the worst-case computational complexity of finding LETSs and EABSs, respectively. The paper is concluded with some remarks in Section V.

## II. PRELIMINARIES

We say that a graph  $G$  is *simple* if it has no loop or parallel edges. Throughout this paper, all graphs are simple. For a graph  $G$ , we denote the node set and the edge set of  $G$  by  $V(G)$  and  $E(G)$ , or by  $V$  and  $E$  (if there is no ambiguity about the graph), respectively. The number of edges connected to a node  $v$  is called the *degree* of  $v$ , and is denoted by  $d(v)$ . Also, the *maximum degree* and the *minimum degree* of a graph  $G$ , denoted by  $\Delta(G)$  and  $\delta(G)$ , respectively, are defined to be the maximum and the minimum degree of its nodes, respectively. A node  $v$  is called *leaf* if  $d(v) = 1$ . A *leafless* graph is a graph  $G$  with  $\delta(G) \geq 2$ . In this work, we

consider graphs to be connected (note that disconnected graphs can be considered as the union of connected ones).

A graph  $G = (V, E)$  is called *bipartite* if the node set  $V$  can be partitioned into two disjoint subsets  $U$  and  $W$ , i.e.,  $V = U \cup W$  and  $U \cap W = \emptyset$ , such that every edge in  $E$  connects a node from  $U$  to a node from  $W$ . Such a bipartite graph is denoted by  $G = (U \cup W, E)$ .

Each  $m \times n$  parity check matrix  $H$  of a linear block code of block length  $n$ , in general, and an LDPC code, in particular, can be represented by a bipartite (Tanner) graph  $G = (U \cup W, E)$ , where  $U = \{u_1, u_2, \dots, u_n\}$  is the set of *variable nodes* and  $W = \{w_1, w_2, \dots, w_m\}$  is the set of *check nodes*. A Tanner graph is called *variable-regular* with variable degree  $d_v$  if the degree of every variable node is  $d_v$ . Also, a  $(d_v, d_c)$ -regular Tanner graph is a variable-regular Tanner graph in which the degree of every check node is  $d_c$ . For an LDPC code (Tanner graph), if  $H$  is full-rank, the *rate* is given by  $R = 1 - \bar{d}_v/\bar{d}_c$ , where  $\bar{d}_v$  and  $\bar{d}_c$  are the average variable and check degrees, respectively. In this work, we consider LDPC codes (Tanner graphs) in which  $\bar{d}_v$  is constant with respect to  $n$ . This implies that, given  $R$ , in the asymptotic regime where  $n \rightarrow \infty$ , the density of  $H$  and that of the Tanner graph tends to zero. This is consistent with the term “low-density” in “low-density parity-check.”

Let  $G = (U \cup W, E)$  be a bipartite graph. For a set  $S$ , where  $S \subseteq U$ , the set  $N(S)$ , where  $N(S) \subseteq W$ , denotes the set of neighbors of  $S$  in  $G$ . Also, the induced subgraph  $G(S)$  of  $S$  in  $G$ , is defined as the graph with the set of nodes  $S \cup N(S)$  and the set of edges  $\{u_i w_j : u_i w_j \in E, u_i \in S, w_j \in N(S)\}$ . In the graph  $G(S)$ , the set of check nodes with odd and even degrees are denoted by  $N_o(S)$  and  $N_e(S)$ , respectively. Also, the terms *unsatisfied check nodes* and *satisfied check nodes* are used to refer to the check nodes in  $N_o(S)$  and  $N_e(S)$ , respectively.

For a given Tanner graph  $G = (U \cup W, E)$ , a set  $S \subset U$  is called an  $(a, b)$  *trapping set (TS)* if  $|S| = a$  and  $|N_o(S)| = b$ . An *elementary trapping set (ETS)* is a trapping set for which each check node in  $G(S)$  has degree either one or two. For a given set  $S$ ,  $S \subset U$ , we say that  $S$  is a *leafless ETS (LETS)* if  $S$  is an ETS and if the graph which is obtained from  $G(S)$  by removing all the check nodes of degree one and their incident edges is leafless. An *absorbing set (ABS)*  $S$  is a TS for which all the variable nodes in  $S$  are connected to more nodes in  $N_e(S)$  than in  $N_o(S)$ . Also, an *elementary absorbing set (EABS)*  $S$  is an ABS for which all the check nodes in  $G(S)$  have degree either one or two.

Consider a formula  $\Phi = (X, C)$  in Boolean logic, where the two sets  $X = \{x_1, \dots, x_n\}$  and  $C = \{c_1, \dots, c_m\}$  are the sets of variables and clauses of  $\Phi$ , respectively. Each variable can take

one of the two *truth values* “True (1 or  $T$ )” or “False (0 or  $F$ ).” A *truth assignment*  $\ell(x), x \in X$ , for  $\Phi = (X, C)$  is an assignment of truth values to all the variables in  $X$ , with corresponding assignment of a truth value to  $\Phi$ . We use the notation  $\bar{\ell}$  for a truth assignment whose truth values  $\bar{\ell}(x)$  are  $T$  or  $F$  if and only if the corresponding truth values  $\ell(x)$  of  $\ell$  are  $F$  or  $T$ , respectively. We say that a formula  $\Phi$  is in *conjunctive normal form (CNF)* if it is a conjunction of clauses, where a clause is a disjunction of literals. A *literal* is either a variable  $x$  or the negation  $\neg x$  of a variable  $x$ . For example,  $(x \vee \neg y \vee z) \wedge (x \vee y \vee z) \wedge (x \vee \neg y \vee \neg z)$  is a CNF formula with the set of variables  $\{x, y, z\}$  and the set of clauses  $\{(x \vee \neg y \vee z), (x \vee y \vee z), (x \vee \neg y \vee \neg z)\}$ . Throughout this paper, all the formulas are assumed to be in conjunctive normal form. In the following, we sometimes represent a CNF formula by the collection of its clauses. With a slight abuse of notation, and to simplify the equations, we would also refer to a CNF formula  $\Phi = (X, C)$  to mean the set of its clauses  $C$ .

For a given formula  $\Phi$ , we say that  $\Phi$  has a  $\gamma$ -*IN*- $\beta$  *truth assignment* if each clause in  $\Phi$  has exactly  $\beta$  literals and there is a truth assignment for  $\Phi$  such that each clause has exactly  $\gamma$  true literals. For instance, for the formula  $(x \vee y \vee z) \wedge (\neg x \vee \neg y \vee z) \wedge (\neg x \vee y \vee \neg z)$ , the assignment  $\ell : \ell(x) = T, \ell(y) = \ell(z) = F$ , is a 1-*IN*-3 truth assignment. A  $\gamma$ -*IN*- $\beta$  *SAT problem* is the problem of determining whether there exists a  $\gamma$ -*IN*- $\beta$  truth assignment for a given formula  $\Phi$  (where in  $\Phi$  every clause contains  $\beta$  literals). We say that a formula is *monotone* if there is no negation in the formula.

The following problems are of interest in proving our results:

- 1) *Monotone 1-*IN*-3 SAT*: Given a monotone formula  $\Phi = (X, C)$  such that every clause in  $C$  contains three variables, is there a 1-*IN*-3 truth assignment for  $\Phi$ ?
- 2) *Cubic Monotone 1-*IN*-3 SAT*: Given a monotone formula  $\Phi = (X, C)$  such that every clause in  $C$  contains three variables and every variable appears in exactly three clauses, is there a 1-*IN*-3 truth assignment for  $\Phi$ ?
- 3) *Monotone 2-*IN*- $\beta$  SAT*: Given a monotone formula  $\Upsilon = (X, C)$  such that every clause in  $C$  contains  $\beta$  variables, is there a 2-*IN*- $\beta$  truth assignment for  $\Upsilon$ ?
- 4) *Cubic Monotone 2-*IN*- $\beta$  SAT*: Given a monotone formula  $\Psi = (X, C)$  such that every clause in  $C$  contains  $\beta$  variables and every variable appears in exactly three clauses, is there a 2-*IN*- $\beta$  truth assignment for  $\Psi$ ?
- 5)  $\alpha$ -*Monotone 2-*IN*- $\beta$  SAT*: Given a monotone formula  $\phi = (X, C)$  such that every clause in  $C$  contains  $\beta$  variables and every variable appears in exactly  $\alpha$  clauses, is there a 2-*IN*- $\beta$

truth assignment for  $\phi$ ?

Problems 1 and 2 above are shown in [15] and [16], respectively, to be NP-complete. As an intermediate result to prove the NP-hardness of the problems under consideration, we start from Problem 1 and demonstrate in three steps, through polynomial-time reductions, that Problems 3–5 are all NP-complete as well.

The problems of direct interest in this work are the followings:

- *Min-b-LETS*: Given an  $(\alpha, \beta)$ -regular Tanner graph  $G$  and a positive integer  $a$ , find the minimum non-negative integer  $b$  such that there is an  $(a, b)$  LETS in  $G$ .
- *Min-a-LETS*: Given a Tanner graph  $G$  and a non-negative integer  $b$ , find the minimum positive integer  $a$  such that there is an  $(a, b)$  LETS in  $G$ .
- *Min-b-EABS*: Given a  $(\alpha, \beta)$ -regular Tanner graph  $G$  and a positive integer  $a$ , find the minimum non-negative integer  $b$  such that there is an  $(a, b)$  EABS in  $G$ .
- *Min-a-EABS*: Given a Tanner graph  $G$  and a non-negative integer  $b$ , find the minimum positive integer  $a$  such that there is an  $(a, b)$  EABS in  $G$ .

In the rest of the paper, we prove that all the above problems are NP-hard to approximate with any guaranteed precision, i.e., there is no polynomial-time algorithm to approximate the solution to any of these problems, unless  $P = NP$ .

### III. COMPUTATIONAL COMPLEXITY OF FINDING LETSS

**Theorem 1.** *For any integers  $\alpha$  and  $\beta$  satisfying  $3 \leq \alpha \leq \beta$ , Min-b-LETS is NP-hard to approximate (with any guaranteed precision).*

*Proof.* To prove the result, we reduce *Monotone 1-IN-3 SAT* to a decision problem corresponding to *Min-b-LETS* in four steps.

**Step 1.** (Reduction of *Monotone 1-IN-3 SAT* to *Monotone 2-IN- $\beta$  SAT*) Let  $\Phi$  be an instance of *Monotone 1-IN-3 SAT*. In this step, we convert the formula  $\Phi$  into a monotone formula  $\Upsilon$  such that in  $\Upsilon$  every clause contains  $\beta$  variables, and there is a truth assignment for variables in  $\Phi$  such that each clause in  $\Phi$  has exactly one true literal if and only if there is a truth assignment for variables in  $\Upsilon$  such that each clause in  $\Upsilon$  has exactly two true literals.

We consider three cases: (1)  $\beta = 3$ , (2)  $\beta = 4$ , and (3)  $\beta \geq 5$ .

*Case 1 ( $\beta = 3$ ):* Assume that  $\ell$  is a 1-IN-3 truth assignment for  $\Phi$ . It is easy to see that  $\bar{\ell}$  is a 2-IN-3 truth assignment for  $\Phi$ . Hence,  $\Phi$  has a 1-IN-3 truth assignment if and only if it has a 2-IN-3 truth assignment. We thus choose  $\Upsilon = \Phi$ .

*Case 2* ( $\beta = 4$ ): Consider the formula  $\Phi = (X, C)$  and let  $x'$  be a new variable such that  $x' \notin X$ . Replace each clause  $c$  in the formula  $\Phi$  with  $c \vee x'$ , and call the resultant formula  $\Upsilon = (X \cup x', C')$ . If  $\Phi$  has a 1-IN-3 truth assignment  $\ell$ , then we select a truth assignment  $\ell'$  for  $\Upsilon$  by defining  $\ell'(x) = \ell(x)$ ,  $\forall x \in X$ , and  $\ell'(x') = T$ . It is now easy to see that  $\ell'$  is a 2-IN- $\beta$  truth assignment for  $\Upsilon$ . On the other hand, assume that  $\ell'$  is a 2-IN- $\beta$  truth assignment for  $\Upsilon$ . If  $\ell'(x') = T$ , then  $\ell'$  is also a 1-IN-3 truth assignment for  $\Phi$ . Otherwise, if  $\ell'(x') = F$ , then  $\ell'$  is a 2-IN-3 truth assignment for  $\Phi$ . In this case,  $\bar{\ell}'$  will be a 1-IN-3 truth assignment for  $\Phi$ .

*Case 3* ( $\beta \geq 5$ ): Consider the collection of following  $\beta - 1$  clauses and call them  $\mathcal{S}$ :

$$\begin{aligned} &(x_1 \vee x_2 \vee \dots \vee x_{\beta-1} \vee y_1), \\ &(x_1 \vee x_2 \vee \dots \vee x_{\beta-1} \vee y_2), \\ &\vdots \\ &(x_1 \vee x_2 \vee \dots \vee x_{\beta-1} \vee y_{\beta-2}), \\ &(y_1 \vee y_2 \vee \dots \vee y_{\beta-2} \vee x_1 \vee x_2). \end{aligned}$$

Assume that  $\ell$  is an arbitrary 2-IN- $\beta$  truth assignment for  $\mathcal{S}$ , and let  $i$  and  $j$  be two arbitrary integers such that  $1 \leq i < j \leq \beta - 2$ . If we have  $\ell(y_i) \neq \ell(y_j)$ , then, based on Assignment  $\ell$ , it is impossible that both clauses  $(x_1 \vee x_2 \vee \dots \vee x_{\beta-1} \vee y_i)$  and  $(x_1 \vee x_2 \vee \dots \vee x_{\beta-1} \vee y_j)$  have exactly two true literals. Thus, we must have  $\ell(y_1) = \ell(y_2) = \dots = \ell(y_{\beta-2})$ . Since, based on Assignment  $\ell$ , there must be exactly two true literals in the clause  $(y_1 \vee y_2 \vee \dots \vee y_{\beta-2} \vee x_1 \vee x_2)$ , and since  $\beta - 2 \geq 3$ , we conclude  $\ell(y_1) = \ell(y_2) = \dots = \ell(y_{\beta-2}) = F$ , and thus  $\ell(x_1) = \ell(x_2) = T$ . Consequently,  $\ell(x_3) = \ell(x_4) = \dots = \ell(x_{\beta-1}) = F$ .

For each  $i$ ,  $1 \leq i \leq \beta - 3$ , consider the collection of following clauses and call them  $\mathcal{S}_i$ :

$$\begin{aligned} &(x_1^i \vee x_2^i \vee \dots \vee x_{\beta-1}^i \vee y_1^i), \\ &(x_1^i \vee x_2^i \vee \dots \vee x_{\beta-1}^i \vee y_2^i), \\ &\vdots \\ &(x_1^i \vee x_2^i \vee \dots \vee x_{\beta-1}^i \vee y_{\beta-2}^i), \\ &(y_1^i \vee y_2^i \vee \dots \vee y_{\beta-2}^i \vee x_1^i \vee x_2^i). \end{aligned}$$

Now, consider the collection of clauses  $\mathcal{H} = C \cup \{\cup_{i=1}^{\beta-3} \mathcal{S}_i\}$ , where  $C$  is the set of clauses in  $\Phi$ . In  $\mathcal{H}$ , replace each clause  $c \in C$  (which has 3 variables) with the clause  $c \vee x_3^1 \vee x_3^2 \vee \dots \vee x_3^{\beta-3}$ . Call the resultant formula  $\Upsilon$ . In  $\Upsilon$ , each clause has exactly  $\beta$  variables. For each  $i$ ,  $1 \leq i \leq \beta - 3$ , if  $\ell$  is a 2-IN- $\beta$  truth assignment for  $\mathcal{S}_i$ , then  $\ell(x_3^i) = F$ . Thus, the formula  $\Phi$  has a 2-IN-3 truth assignment if and only if  $\Upsilon$  has a 2-IN- $\beta$  truth assignment. On the other hand, the formula  $\Phi$  has a 2-IN-3 truth assignment if and only if it has a 1-IN-3 truth assignment. This completes

the proof for this case.

**Step 2.** (Reduction of *Monotone 2-IN- $\beta$  SAT* to *Cubic Monotone 2-IN- $\beta$  SAT*) In this step, we convert  $\Upsilon$  to a monotone formula  $\Psi$  such that in  $\Psi$  every clause contains  $\beta$  variables, every variable appears in exactly 3 clauses, and there is a truth assignment for  $\Upsilon$  such that each clause in  $\Upsilon$  has exactly two true literals if and only if there is a truth assignment for  $\Psi$  such that each clause in  $\Psi$  has exactly two true literals.

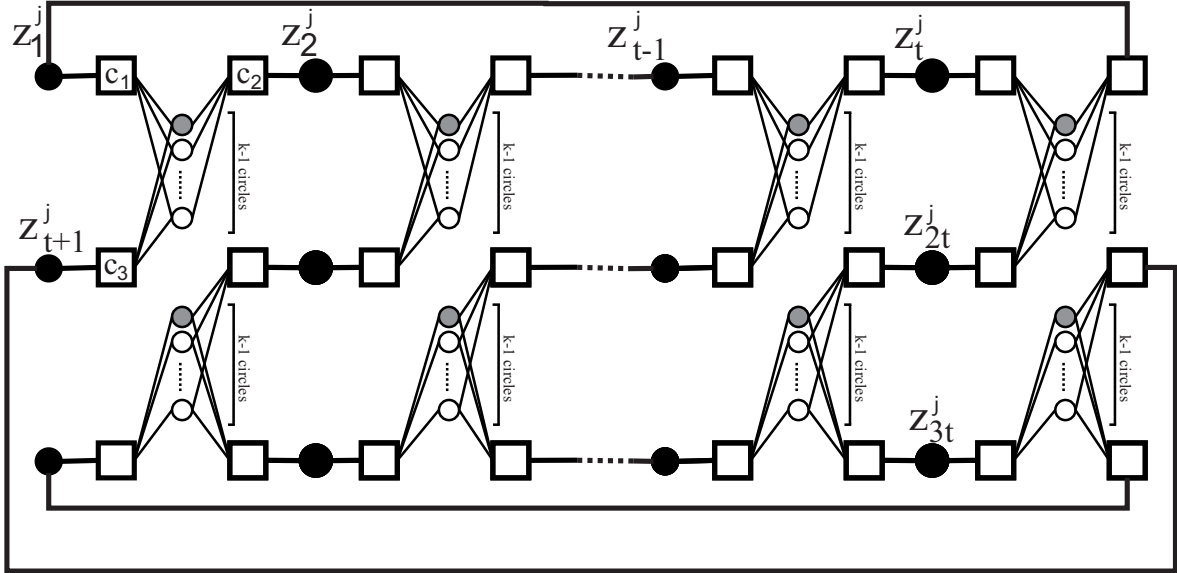


Fig. 1. Graph  $F_{t,k,j}$  representing Formula  $\Omega_{t,k,j}$ .

First, consider the graph  $F_{t,k,j}$  shown in Figure 1. This graph represents a formula in the following way: Every circle is a variable, every square is a clause and a clause  $c$  contains a variable  $v$  if and only if they are connected through an edge in the graph. Call the formula that is represented by  $F_{t,k,j}$ ,  $\Omega_{t,k,j}$ . In  $\Omega_{t,k,j}$ , every variable occurs at most three times, each clause contains exactly  $k \geq 3$  variables and there is no negation. Parameter  $j$  is an index that all the variables in  $\Omega_{t,k,j}$  have as superscript. The graph  $F_{t,k,j}$  contains  $3t$  black variable nodes, each of degree two.

It is easy to see that there are some 2-IN- $k$  truth assignments for  $\Omega_{t,k,j}$ . For instance, one can assign  $T$  to black and grey variable nodes and  $F$  to white ones. Another example is to assign  $F$  to black variable nodes,  $T$  to grey and one of the white variable nodes in each group of  $k - 2$  white nodes, and  $F$  to the rest of white nodes. In the following, we prove that in any 2-IN- $k$  truth assignment for  $\Omega_{t,k,j}$ , the values of all black variable nodes must be equal, i.e.,



either they are all assigned “ $T$ ,” or they are all equal to “ $F$ ” (**Fact 1**). In  $F_{t,k,j}$ , consider the three black nodes  $z_1^j$ ,  $z_2^j$  and  $z_{t+1}^j$ . Clause  $c_1$  contains  $z_1^j$ , Clause  $c_2$  contains  $z_2^j$  and Clause  $c_3$  contains  $z_{t+1}^j$ . Also, there are  $k - 1$  variables, which we call them  $v_1^j, v_2^j, \dots, v_{k-1}^j$ , such that  $c_1 = (z_1^j \vee v_1^j \vee \dots \vee v_{k-1}^j)$ ,  $c_2 = (z_2^j \vee v_1^j \vee \dots \vee v_{k-1}^j)$  and  $c_3 = (z_{t+1}^j \vee v_1^j \vee \dots \vee v_{k-1}^j)$ . Assume that  $\ell$  is a 2-IN- $k$  truth assignment for  $\Omega_{t,k,j}$ . Then, we must have  $\ell(z_1^j) = \ell(z_2^j) = \ell(z_{t+1}^j)$ . Otherwise, it is impossible to have exactly two true literals in all three clauses  $c_1$ ,  $c_2$  and  $c_3$ . Using a similar argument, one can see that in any 2-IN- $k$  truth assignment, the values of all the black variable nodes must be equal

Now, consider the formula  $\Upsilon' = (X, C')$ , which has the same set of variables as  $\Upsilon = (X, C)$ , but each clause in  $C$  is copied nine times to form  $C'$ . Each variable  $x_j$  in  $\Upsilon'$ , therefore, appears in  $3h(x_j)$  clauses, where  $h(x_j) \geq 3$ . Now, for each variable  $x_j$  in  $\Upsilon' = (X, C')$ , consider a copy of the formula  $\Omega_{h(x_j),\beta,j}$ . In this formula (corresponding to the graph  $F_{h(x_j),\beta,j}$ ), let  $\{z_1^j, z_2^j, \dots, z_{3h(x_j)}^j\}$  be the set of black variable nodes. Replace each appearance of  $x_j$  in  $\Upsilon'$  with one of the variables  $z_1^j, z_2^j, \dots, z_{3h(x_j)}^j$ , and call the resultant formula  $\Upsilon''$ . Now, consider the set of clauses  $\{\bigcup_{x_j \in X} \Omega_{h(x_j),\beta,j} \cup \Upsilon''\}$ , and call it  $\Psi$ . In  $\Psi$ , every clause contains  $\beta$  variables and every variable appears in exactly three clauses. By Fact 1, it is straightforward to verify that Formula  $\Psi$  has a 2-IN- $\beta$  truth assignment if and only if  $\Upsilon$  has a 2-IN- $\beta$  truth assignment.

**Step 3.** (Reduction of *Cubic Monotone 2-IN- $\beta$  SAT* to  $\alpha$ -*Monotone 2-IN- $\beta$  SAT*) In this step, we convert  $\Psi$  to a monotone formula  $\phi$  such that in  $\phi$  every clause contains  $\beta$  variables, every variable appears in  $\alpha$  clauses, and  $\Psi$  has a 2-IN- $\beta$  truth assignment if and only if  $\phi$  has a 2-IN- $\beta$  truth assignment. The proof for  $\alpha = 3$  is trivial. In the following, we thus consider  $\alpha > 3$ .

For each variable  $x$  in  $\Psi = (X, C)$  and each  $i$ ,  $1 \leq i \leq \alpha$ , consider the following clauses and call them  $\mathcal{D}_{i,x}$ :

$$\begin{aligned} &(x_i \vee y_{1,x}^1 \vee y_{2,x}^1 \dots \vee y_{\beta-1,x}^1), \\ &(x_i \vee y_{1,x}^2 \vee y_{2,x}^2 \dots \vee y_{\beta-1,x}^2), \\ &\vdots \\ &(x_i \vee y_{1,x}^{\alpha-3} \vee y_{2,x}^{\alpha-3} \dots \vee y_{\beta-1,x}^{\alpha-3}). \end{aligned}$$

Let  $T = \bigcup_{i,x} \mathcal{D}_{i,x}$ . If  $\Psi$  has  $\gamma$  variables, then  $T$  has  $\alpha(\alpha - 3)\gamma$  clauses. Also, note that for each  $x \in X$  and each  $1 \leq i \leq \alpha$ , the variable  $x_i$  appears  $\alpha - 3$  times in  $T$ .

For each variable  $x \in X$ , the set  $T$  contains the following clauses:

$$(x_1 \vee y_{1,x}^1 \vee y_{2,x}^1 \dots \vee y_{\beta-1,x}^1),$$

$$(x_2 \vee y_{1,x}^1 \vee y_{2,x}^1 \cdots \vee y_{\beta-1,x}^1),$$

⋮

$$(x_\alpha \vee y_{1,x}^1 \vee y_{2,x}^1 \cdots \vee y_{\beta-1,x}^1).$$

Therefore, if  $\ell$  is a 2-IN- $\beta$  truth assignment for  $T$ , then  $\ell(x_1) = \ell(x_2) = \cdots = \ell(x_\alpha)$  (**Fact 2**).

Consider  $\alpha$  copies of  $\Psi = (X, C)$ , and for each  $x \in X$  and  $i$ ,  $1 \leq i \leq \alpha$ , in copy  $i$ , replace all the  $x$  variables with  $x_i$ . Call the resultant formula  $\Psi'$ . Next, consider the union of  $\Psi'$  and the set of clauses  $T$ , and call it  $\phi$ . In  $T$ ,  $x_i$  appears  $\alpha - 3$  times and in  $\Psi'$ , it appears 3 times. Thus, in total (in  $\phi$ ), Variable  $x_i$  appears  $\alpha$  times.

Now, we show that  $\Psi$  has a 2-IN- $\beta$  truth assignment if and only if  $\phi$  has a 2-IN- $\beta$  truth assignment. Let  $\ell$  be a 2-IN- $\beta$  truth assignment for  $\phi$ . Define the assignment  $f$  for  $\Psi$  such that  $f(x) = T$  or  $F$  if  $\ell(x_1) = T$  or  $F$ , respectively. It is easy to see that  $f$  is a 2-IN- $\beta$  truth assignment for  $\Psi$ . Now, assume that  $f$  is 2-IN- $\beta$  truth assignment for  $\Psi$ . Define the assignment  $\ell$  for  $\phi$  as following:

$$\ell(v) = \begin{cases} f(x), & \text{if } v = x_i, x \in X, 1 \leq i \leq \alpha \\ T, & \text{if } v = y_{1,x}^j, 1 \leq j \leq \alpha - 3, x \in X \\ T, & \text{if } v = y_{2,x}^j, f(x) = F, 1 \leq j \leq \alpha - 3, x \in X \\ F, & \text{if } v = y_{2,x}^j, f(x) = T, 1 \leq j \leq \alpha - 3, x \in X \\ F, & \text{Otherwise.} \end{cases}$$

By Fact 2, it is easy to check that  $\ell$  is a 2-IN- $\beta$  truth assignment for  $\phi$ .

**Step 4.** (Reduction of  $\alpha$ -Monotone 2-IN- $\beta$  SAT to Min-b-LETS) Let  $\phi$  be an instance of  $\alpha$ -Monotone 2-IN- $\beta$  SAT Problem. We first construct a bipartite graph  $G = (U \cup W, E)$  from  $\phi$ : For each variable  $x$  and each clause  $c$  in  $\phi$ , we create a variable node  $x$  in  $U$ , and a check node  $c$  in  $W$ , respectively. Next, if Variable  $x$  appears in Clause  $c$  of  $\phi$ , we connect the variable node  $x$  to the check node  $c$  in  $G$ . Clearly, the resultant graph is an  $(\alpha, \beta)$ -regular Tanner graph. We use  $G$  as an input instance of Min-b-LETS Problem and select  $a = \frac{2|W|}{\alpha}$  as the input size of the LETS. Now, in what follows, we first show that if there is a  $(\frac{2|W|}{\alpha}, b)$  LETS in  $G$ , then we must have  $b = 0$ . Next, we show that there is a  $(\frac{2|W|}{\alpha}, 0)$  LETS in  $G$  if and only if  $\phi$  has a 2-IN- $\beta$  truth assignment. (We note that the existence of any polynomial-time algorithm that provides an approximate solution to Min-b-LETS with any guaranteed precision can be used to

solve the problem exactly for the input  $a = \frac{2|W|}{\alpha}$ , and thus, unless  $P = NP$ , such an algorithm does not exist.)

In the following, we show that if  $G$  has a LETS  $S$  of size  $a = \frac{2|W|}{\alpha}$ , then in the induced subgraph  $G(S)$  of  $S$  in  $G$ , we have  $|N_e(S)| = |W|$  and  $|N_o(S)| = b = 0$  (**Fact 3**). Let  $S$  be a LETS of size  $a = \frac{2|W|}{\alpha}$  in  $G$ . If we count the number of edges in  $G(S)$  from the  $U$  side of the graph, we have

$$|E(G(S))| = a \times d_v = \frac{2|W|}{\alpha} \times \alpha = 2|W|. \quad (1)$$

On the other hand, by counting the number of edges in  $G(S)$  from the  $W$  side, we have

$$|E(G(S))| \leq 2|N(S)| \leq 2W, \quad (2)$$

where the first inequality is due to the fact that in a LETS, check degrees are either one or two. From (1) and (2), we obtain  $|N(S)| = |N_e(S)| = |W|$ , and  $|N_o(S)| = 0$ .

Now, we prove the “only if” part of the main claim. Assume that  $G$  has a  $(\frac{2|W|}{\alpha}, 0)$  LETS  $S$ . Define the truth assignment  $\ell : X \rightarrow \{T, F\}$ , such that  $\ell(x) = T$  if  $x \in S$ , and  $\ell(x) = F$ , otherwise. By Fact 3, every check node in  $G$  is connected to exactly two variable nodes in  $S$  and thus every clause in  $\phi$  has exactly two true literals. Assignment  $\ell$  is thus a 2-IN- $\beta$  truth assignment for  $\phi$ .

For the “if part” of the claim, assume that  $\phi$  has a 2-IN- $\beta$  truth assignment  $\ell$ . Let  $S$  be a subset of  $U$  containing all the variables nodes for which  $\ell(x) = T$ . Since  $\ell$  is a 2-IN- $\beta$  truth assignment for  $\phi$ , we have  $N(S) = N_e(S) = W$ , and each check node in  $N_e(S)$  has degree two. This means  $S$  is a LETS with  $b = 0$ . Now, by counting the number of edges from the two sides of  $G(S)$ , we have  $a = \frac{2|W|}{\alpha}$ . Hence,  $G(S)$  is a  $(\frac{2|W|}{\alpha}, 0)$  LETS in  $G$ . ■

**Theorem 2.** *Min- $a$ -LETS is NP-hard to approximate (with any guaranteed precision).*

*Proof.* To prove the result, we reduce *Cubic Monotone 1-IN-3 SAT* Problem to a decision problem corresponding to *Min- $a$ -LETS* Problem.

Let  $\Phi = (X, C)$  be an instance of *Cubic Monotone 1-IN-3 SAT* Problem. It is easy to see that  $|X| = |C|$ . Throughout the proof, we use  $\eta$  to denote  $|X|$ . First, we construct a Tanner graph  $G = (U \cup W, E)$  from the formula  $\Phi$ : For each variable  $x \in X$ , we create two variable nodes  $x_1$  and  $x_2$  in  $U$ . For each clause  $c \in C$ , we create a copy of the gadget  $\mathcal{D}_{c, 2\eta+1}$  shown in Fig. 2. (In Fig. 2, circles and squares represent variable and check nodes, respectively.) Next, for each clause  $c \in C$ , if variable  $x$  appears in  $c$ , then we connect the variable nodes  $x_1$  and  $x_2$

to the check nodes  $w_c^1$  and  $w_c^2$  of the gadget  $\mathcal{D}_{c,2\eta+1}$ , respectively. (See Fig. 3 for an example of the Tanner graph  $G$  constructed from a cubic monotone formula with three variables in each clause.)

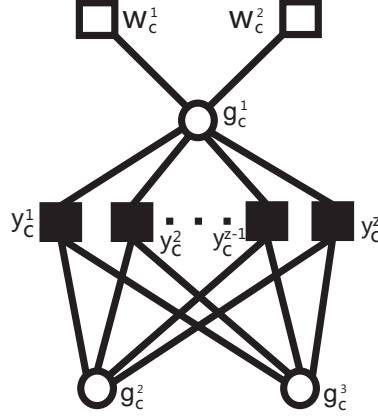


Fig. 2. Gadget  $\mathcal{D}_{c,z}$ .

Note that Tanner graph  $G$  has  $5\eta$  variable nodes and  $\eta(2\eta + 3)$  check nodes. We use  $G$  as the input instance of *Min-a-LETS* Problem and select  $b = \eta(2\eta + 1)$  as the input value of  $b$ . Now, in the following, we first show that if  $G$  has an  $(a, \eta(2\eta + 1))$  LETS, then, we must have  $a = \eta + 2\eta/3$  (Fact 10). Next, we prove that  $G$  has a  $(\eta + 2\eta/3, \eta(2\eta + 1))$  LETS if and only if  $\Phi$  has a 1-IN-3 truth assignment. (Any polynomial-time algorithm that can solve *Min-a-LETS* approximately with any guaranteed precision, can also provide an exact solution to the problem for the input  $b = \eta(2\eta + 1)$ . Such an algorithm thus cannot exist, unless  $P = NP$ .)

The followings are some properties of LETSs in  $G$ :

- **Fact 4** Consider a LETS  $S$  in  $G$ . Then, for each  $c \in C$ , since the neighbors of the nodes  $y_c^1, y_c^2, \dots, y_c^{2\eta+1}$  are the same, we have  $\{y_c^1, y_c^2, \dots, y_c^{2\eta+1}\} \subset N_o(S)$  or  $\{y_c^1, y_c^2, \dots, y_c^{2\eta+1}\} \subset N_e(S)$  or none of the nodes  $y_c^1, y_c^2, \dots, y_c^{2\eta+1}$  is in  $N(S)$ .
- **Fact 5** For a LETS  $S$  in  $G$ , if  $\{y_c^1, y_c^2, \dots, y_c^{2\eta+1}\} \subset N_o(S)$ , then  $g_c^1 \in S$ ,  $g_c^2 \notin S$  and  $g_c^3 \notin S$ .
- **Fact 6** Consider a LETS  $S$  in  $G$  with  $b = \eta(2\eta + 1) = 2\eta^2 + \eta$ . Then, for every  $c \in C$ ,  $\{y_c^1, y_c^2, \dots, y_c^{2\eta+1}\} \subset N_o(S)$ . (Otherwise,  $b$  is at most  $\eta(2\eta + 3) - (2\eta + 1) = 2\eta^2 + \eta - 1$ , which is a contradiction.)
- **Fact 7** For a LETS  $S$  in  $G$  with  $b = \eta(2\eta + 1)$ , for each  $c \in C$ , we have  $g_c^1 \in S$ ,  $g_c^2 \notin S$  and  $g_c^3 \notin S$ . (Follows from Facts 5 and 6.)

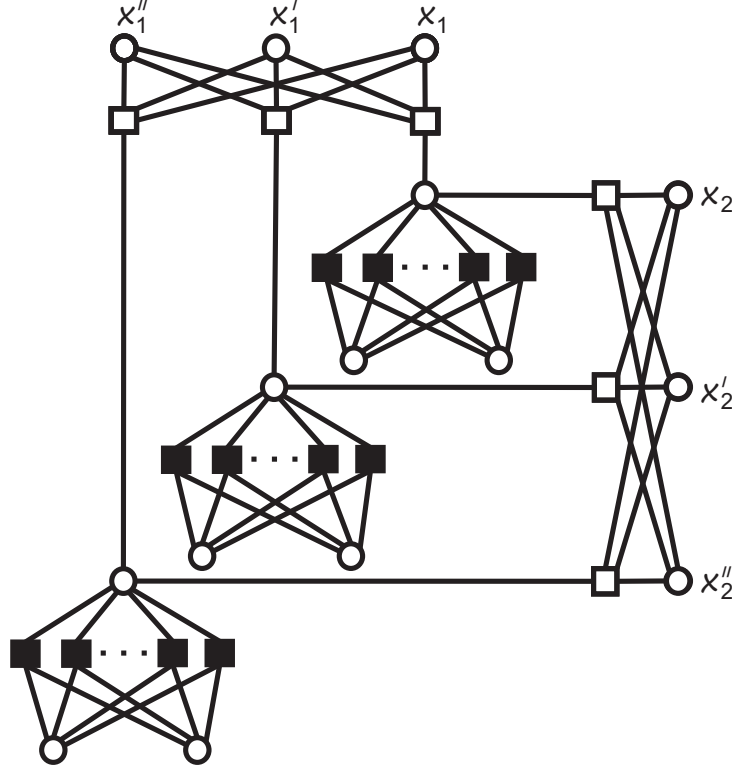


Fig. 3. Tanner graph  $G$  corresponding to the formula  $(x \vee x' \vee x'') \wedge (x \vee x' \vee x'') \wedge (x \vee x' \vee x'')$ .

- **Fact 8** For a LETS  $S$  in  $G$  with  $b = \eta(2\eta + 1)$ , by Facts 6 and 7, for each  $c \in C$ ,  $w_c^1 \in N_e(S)$  and  $w_c^2 \in N_e(S)$ . Thus, for each  $c \in C$ , the check node  $w_c^1$  has exactly one neighbor in the set  $\{x_1 : x \in X\}$ .
- **Fact 9** Similar to Fact 8, for a LETS  $S$  in  $G$  with  $b = \eta(2\eta + 1)$ , for each  $c \in C$ , the check node  $w_c^2$  has exactly one neighbor in the set  $\{x_2 : x \in X\}$ .
- **Fact 10** For an  $(a, b)$  LETS  $S$  in  $G$  with  $b = \eta(2\eta + 1)$ , we must have  $a = \eta + 2\eta/3$ . (This follows from Facts 7–9 and that the degree of each variable node in  $\{x_1, x_2 : x \in X\}$  is three.)

Now, we prove that  $G$  has an  $(\eta + 2\eta/3, \eta(2\eta + 1))$  LETS if and only if  $\Phi$  has a 1-IN-3 truth assignment. Assume that  $G$  has an  $(\eta + 2\eta/3, \eta(2\eta + 1))$  LETS  $S$ . Define the truth assignment  $\ell : X \rightarrow \{T, F\}$ , such that for each  $x \in X$ ,  $\ell(x) = T$ , if  $x_1 \in S$ , and  $\ell(x) = F$ , otherwise. By Fact 8,  $\ell$  is a 1-IN-3 truth assignment for  $\Phi$ . Next, assume that the formula  $\Phi$  has a 1-IN-3 truth assignment  $\ell$ . Consider variables  $x \in X$  with truth value  $T$ , and include their corresponding  $x_1$  and  $x_2$  variable nodes in  $S$ . Also, for each  $c \in C$ , include  $w_c^1$  in  $S$ . It is then easy to see that  $S$

is an  $(\eta + 2\eta/3, \eta(2\eta + 1))$  LETS in  $G$ . ■

#### IV. COMPUTATIONAL COMPLEXITY OF FINDING EABSs

**Theorem 3.** *For any integers  $\alpha$  and  $\beta$  satisfying  $3 \leq \alpha \leq \beta$ , Min- $b$ -EABS is NP-hard to approximate (with any guaranteed precision).*

*Proof.* Similar to Step 4 of the proof of Theorem 1, we reduce  $\alpha$ -Monotone 2-IN- $\beta$  SAT Problem to Min- $b$ -EABS Problem. The construction of the Tanner graph  $G$  is identical. In Step 4 of the proof of Theorem 1, we proved that if there is a  $(\frac{2|W|}{\alpha}, b)$  LETS in  $G$ , then  $b = 0$ , and also that there is a  $(\frac{2|W|}{\alpha}, 0)$  LETS in  $G$  if and only if the formula  $\phi$  has a 2-IN- $\beta$  truth assignment. Similarly, it can be proved that if there is a  $(\frac{2|W|}{\alpha}, b)$  EABS in  $G$ , then  $b = 0$ . Moreover, considering that in a variable-regular Tanner graph, LETSs with  $b = 0$  are identical to EABSs with  $b = 0$ , we conclude that the necessary and sufficient condition for  $G$  to have a  $(\frac{2|W|}{\alpha}, 0)$  EABS is that the formula  $\phi$  has a 2-IN- $\beta$  truth assignment. ■

**Theorem 4.** *Min- $a$ -EABS is NP-hard to approximate (with any guaranteed precision).*

*Proof.* We reduce Cubic Monotone 1-IN-3 SAT Problem to a decision problem corresponding to Min- $a$ -EABS Problem.

Let  $\Phi = (X, C)$  be an instance of Cubic Monotone 1-IN-3 SAT Problem, where  $\eta = |X| = |C|$ . In the following, we construct a Tanner graph  $G = (U \cup W, E)$  from  $\Phi$ . For each variable  $x \in X$ , we create two variable nodes  $x_1$  and  $x_2$  in  $U$ . For each clause  $c \in C$ , we create a copy  $\mathcal{F}_{c, 2\eta+1}$  of the gadget shown in Fig. 4. For every clause  $c \in C$ , and for every variable  $x \in X$  that appears in  $c$ , we connect variable nodes  $x_1$  and  $x_2$  to the check nodes  $w_c^1$  and  $w_c^2$ , respectively.

Note that Tanner graph  $G$  has  $7\eta$  variable nodes and  $\eta(4\eta + 4)$  check nodes. We use  $G$  as the input instance of Min- $a$ -EABS Problem and select  $b = \eta(2\eta + 1)$  as the input value of  $b$ . Now, in what follows, we first show that if  $G$  has an  $(a, \eta(2\eta + 1))$  EABS, then we must have  $a = 2\eta + 2\eta/3$  (Fact 18). Next, we prove that  $G$  has a  $(2\eta + 2\eta/3, \eta(2\eta + 1))$  EABS if and only if  $\Phi$  has a 1-IN-3 truth assignment. (Again, the fact that any approximate polynomial-time algorithm can find the exact solution to Min- $a$ -EABS for  $G$  and the input  $b = \eta(2\eta + 1)$  implies that the problem is NP-hard to approximate.)

In the following, we study some properties of EABSs in  $G$ :

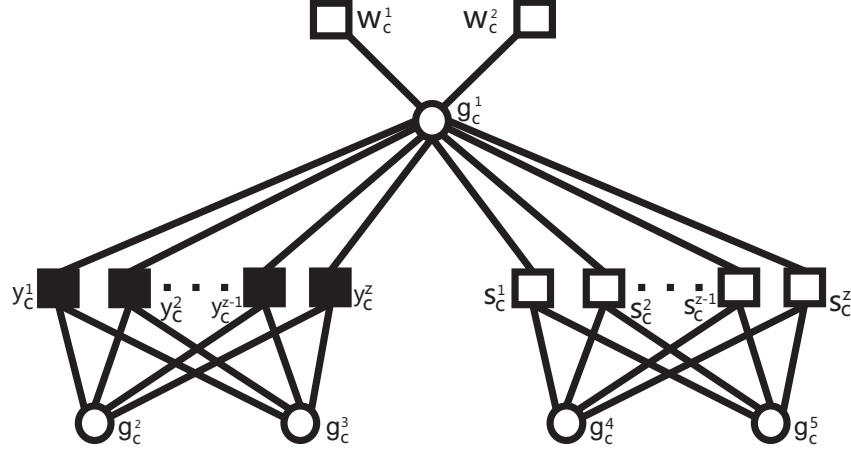


Fig. 4. Gadget  $\mathcal{F}_{c,z}$ .

- **Fact 11** Consider an EABS  $S$  in  $G$ . For each  $c \in C$ , we have either  $\{y_c^1, y_c^2, \dots, y_c^{2\eta+1}\} \subset N_o(S)$  or  $\{y_c^1, y_c^2, \dots, y_c^{2\eta+1}\} \subset N_e(S)$  or none of the nodes  $y_c^1, y_c^2, \dots, y_c^{2\eta+1}$  is in  $N(S)$ . Similarly, for each  $c \in C$ , we have  $\{s_c^1, s_c^2, \dots, s_c^{2\eta+1}\} \subset N_o(S)$  or  $\{s_c^1, s_c^2, \dots, s_c^{2\eta+1}\} \subset N_e(S)$  or none of the nodes  $s_c^1, s_c^2, \dots, s_c^{2\eta+1}$  is in  $N(S)$ .
- **Fact 12** For an EABS  $S$  in  $G$ , if  $\{y_c^1, y_c^2, \dots, y_c^{2\eta+1}\} \subset N_o(S)$ , then  $g_c^1 \in S$ ,  $g_c^2 \notin S$  and  $g_c^3 \notin S$ . Similarly, if  $\{s_c^1, s_c^2, \dots, s_c^{2\eta+1}\} \subset N_o(S)$ , then  $g_c^1 \in S$ ,  $g_c^4 \notin S$  and  $g_c^5 \notin S$ .
- **Fact 13** For an EABS  $S$  in  $G$ , if  $\{y_c^1, y_c^2, \dots, y_c^{2\eta+1}\} \subset N_o(S)$ , then  $\{s_c^1, s_c^2, \dots, s_c^{2\eta+1}\} \subset N_e(S)$ . (Otherwise variable node  $g_c^1$  is connected to more nodes in  $N_o(S)$  than in  $N_e(S)$ , which is in contradiction with the definition of absorbing sets.) Similarly, if  $\{s_c^1, s_c^2, \dots, s_c^{2\eta+1}\} \subset N_o(S)$ , then  $\{y_c^1, y_c^2, \dots, y_c^{2\eta+1}\} \subset N_e(S)$ .
- **Fact 14** Consider an EABS  $S$  in  $G$  with  $b = \eta(2\eta + 1) = 2\eta^2 + \eta$ . For each  $c \in C$ ,  $\{y_c^1, y_c^2, \dots, y_c^{2\eta+1}\} \subset N_o(S)$  or  $\{s_c^1, s_c^2, \dots, s_c^{2\eta+1}\} \subset N_o(S)$ . (Otherwise, by Fact 13,  $b$  can be at most  $2\eta^2 + \eta - 1$ .)
- **Fact 15** Consider an EABS  $S$  in  $G$  with  $b = \eta(2\eta + 1)$ . For each  $c \in C$ ,  $g_c^1 \in S$ , and exactly one of the variable nodes  $g_c^2, g_c^3, g_c^4$ , or  $g_c^5$  is also in  $S$ . (Follows from Facts 13 and 14.)
- **Fact 16** For an EABS  $S$  in  $G$  with  $b = \eta(2\eta + 1)$ , for each  $c \in C$ ,  $w_c^1, w_c^2 \in N_e(S)$ . (By Facts 14 and 15, and the definition of absorbing sets.)
- **Fact 17** For an EABS  $S$  in  $G$  with  $b = \eta(2\eta + 1)$ , for each  $c \in C$ , the check node  $w_c^1$  has exactly one neighbor in the set  $\{x_1 : x \in X\}$ . Similarly, for each  $c \in C$ , the check node

$w_c^2$  has exactly one neighbor in the set  $\{x_2 : x \in X\}$ .

- **Fact 18** For an  $(a, b)$  EABS  $S$  in  $G$  with  $b = \eta(2\eta + 1)$ , we have  $a = 2\eta + 2\eta/3$ . (Follows from Facts 15–17, and that the degree of each variable node in  $\{x_1, x_2 : x \in X\}$  is three.)

Now, we prove that  $G$  has an  $(\eta + 2\eta/3, \eta(2\eta + 1))$  EABS if and only if  $\Phi$  has a 1-IN-3 truth assignment. Assume that  $G$  has a  $(2\eta + 2\eta/3, \eta(2\eta + 1))$  EABS  $S$ . Define the truth assignment  $\ell$  such that for each  $x \in X$ ,  $\ell(x) = T$  if  $x_1 \in S$ , and  $\ell(x) = F$ , otherwise. By Fact 17,  $\ell$  is a 1-IN-3 truth assignment for  $\Phi$ . Conversely, assume that  $\Phi$  has a 1-IN-3 truth assignment  $\ell$ . Let  $S$  be a subset of  $U$  such that for each  $x \in X$ , we have  $x_1, x_2 \in S$  if and only if  $\ell(x) = T$ . Also, for each  $c \in C$ , add  $g_c^1$  and  $g_c^2$  to  $S$ . It is easy to see that  $S$  is a  $(2\eta + 2\eta/3, \eta(2\eta + 1))$  EABS in  $G$ . ■

## V. CONCLUSION

In this paper, we discussed the computational complexity of finding leafless elementary trapping sets (LETSS) and elementary absorbing sets (EABSs) of LDPC codes, and proved that such problems are NP-hard to even approximate with any guaranteed precision. This, under the assumption of  $P \neq NP$ , implies that there does not exist any polynomial-time algorithm to find such structures (of even the smallest size). The hardness results proved in this paper for LETSS and EABSs are stronger than similar results proved in [11] for trapping sets and ETSSs, in the sense that, while the results of [11] indicate that there is no polynomial-time  $\epsilon$ -approximation algorithm, for any constant  $\epsilon$ , to solve the TS and ETS problems, our results imply that no polynomial-time approximation algorithm exists to solve the LETS and EABS problems no matter how fast the precision of the algorithms scales with the size of the problem.

We also note that the intermediate results obtained in this work on NP-hardness of *Monotone 2-IN- $\beta$  SAT*, *Cubic Monotone 2-IN- $\beta$  SAT*, and  *$\alpha$ -Monotone 2-IN- $\beta$  SAT* Problems may be useful in the study of the hardness of other problems which are of interest in Computer Science or Coding.

## REFERENCES

- [1] M. Karimi and A. H. Banihashemi, "On characterization of elementary trapping sets of variable-regular LDPC codes," *IEEE Trans. Inform. Theory*, vol. 60, no. 9, pp. 5188–5203, Sep. 2014.
- [2] Y. Hashemi and A. H. Banihashemi, "New characterization and efficient exhaustive search algorithm for leafless elementary trapping sets of variable-regular LDPC codes," *IEEE Trans. Inform. Theory*, vol. 62, no. 12, pp. 6713–6736, Dec. 2016.



- [3] Y. Hashemi and A. H. Banihashemi, "Characterization and efficient exhaustive search algorithm for elementary trapping sets of irregular LDPC codes," submitted to *IEEE Trans. Inf. Theory*, Oct. 2016, available online at: <http://arxiv.org/abs/1611.10014>.
- [4] G. B. Kyung and C.-C. Wang, "Finding the exhaustive list of small fully absorbing sets and designing the corresponding low error-floor decoder," *IEEE Trans. Commun.*, vol. 60, no. 6, pp. 1487–1498, Jun. 2012.
- [5] M. Karimi and A. H. Banihashemi, "Efficient algorithm for finding dominant trapping sets of LDPC codes," *IEEE Trans. Inform. Theory*, vol. 58, no. 11, pp. 6942–6958, Nov. 2012.
- [6] D. V. Nguyen, S. K. Chilappagari, M. W. Marcellin, and B. Vasić, "On the construction of structured LDPC codes free of small trapping sets," *IEEE Trans. Inform. Theory*, vol. 58, no. 4, pp. 2280–2302, Apr. 2012.
- [7] Y. Hashemi and A. H. Banihashemi, "On characterization and efficient exhaustive search of elementary trapping sets of variable-regular LDPC codes," *IEEE Comm. Lett.*, vol. 19, no. 3, pp. 323–326, Mar. 2015.
- [8] H. Falsafain and S. R. Mousavi, "Exhaustive enumeration of elementary trapping sets of an arbitrary Tanner graph," *IEEE Comm. Lett.*, vol. 20, no. 9, pp. 1713–1716, Sep. 2016.
- [9] A. Dehghan and A. H. Banihashemi, "On the Tanner graph cycle distribution of random LDPC, random protograph-based LDPC, and random quasi-cyclic LDPC code ensembles," Submitted to *IEEE Trans. Inf. Theory*, available online at: <http://arxiv.org/abs/1701.02379>.
- [10] A. Dehghan and A. H. Banihashemi, "Asymptotic average number of different categories of trapping sets, absorbing sets and stopping sets in random regular and irregular LDPC code ensembles," submitted to *IEEE Trans. Inf. Theory*, Apr. 2017, available online at: <https://arxiv.org/abs/1705.06798>.
- [11] A. McGregor and O. Milenkovic, "On the hardness of approximating stopping and trapping sets," *IEEE Trans. Inform. Theory*, vol. 56, no. 4, pp. 1640–1650, Apr. 2010.
- [12] B. K. Butler and P. H. Siegel, "Error floor approximation for LDPC codes in the AWGN channel," *IEEE Trans. Inform. Theory*, vol. 60, no. 12, pp. 7416–7441, Dec. 2014.
- [13] H. Xiao and A. H. Banihashemi, "Estimation of bit and frame error rates of finite-length low-density parity-check codes on binary symmetric channels," *IEEE Trans. Commun.*, vol. 55, no. 12, pp. 2234–2239, Dec. 2007.
- [14] L. Dolecek, Z. Zhang, V. Anantharam, M. J. Wainwright, and B. Nikolić, "Analysis of absorbing sets and fully absorbing sets of array-based LDPC codes," *IEEE Trans. Inform. Theory*, vol. 56, no. 1, pp. 181–201, Jan. 2010.
- [15] T. J. Schaefer, "The complexity of satisfiability problems," in *Proceedings of the tenth annual ACM symposium on Theory of computing*, pp. 216–226, ACM, 1978.
- [16] C. Moore and J. M. Robson, "Hard tiling problems with simple tiles," *Discrete Comput. Geom.*, vol. 26, no. 4, pp. 573–590, 2001.